



2019
**SEASON
IN REVIEW**



TENNESSEE TITANS 2019 YEAR IN REVIEW

| | |
|---|--------------|
| 2019 Recap | 1-11 |
| Season Review | 1-2 |
| 2020 Opponents | 3 |
| 2019 Milestones | 3-7 |
| Important Dates | 7 |
| 2019 Tale of the Tape | 8 |
| Individual Rankings | 8 |
| Where the Titans Ranked | 8 |
| Game-by-Game Thumbnails | 9 |
| Regular Titans Lineup | 10-11 |
| EVP/General Manager Jon Robinson | 12-16 |
| Robinson in Year 4 | 12-13 |
| Four Winning Seasons | 13 |
| To the Playoffs in Year 2 | 13 |
| First-Year GMs | 13 |
| Titans Roster Breakdown | 14 |
| Free Agency Under Robinson | 14 |
| Free Agency Primer | 15 |
| 2020 Titans Draft Preview | 16-25 |
| Titans to Pick 29th | 16 |
| First-Round Picks by Position | 17 |
| Draft Picks by Position | 17 |
| 2020 NFL Draft First-Round Order | 18 |
| Titans and Draft Trades | 18 |
| Picks by College Conference | 19 |
| Last Time in a Titans Draft | 19 |
| Titans All-Time First-Round Picks | 20 |
| Titans by the Pick | 20 |
| All-Time 29th Overall Picks | 21 |
| Titans Draft Numbers | 21 |
| Franchise Draft Picks by School | 22 |
| Recent Titans Drafts | 23 |
| 2019 Titans Draft Review | 24 |
| Trades by Jon Robinson | 24-25 |
| Head Coach Mike Vrabel | 26-31 |
| Vrabel's Second Year as Head Coach | 26 |
| At a Glance | 26 |
| 20 Wins in First Two Years | 27 |
| Vrabel Leads Titans to AFC Title Game | 27 |
| Titans/Oilers Head Coach History | 27 |
| Titans Assistant Coaching Staff | 28-31 |
| Team Notes | 31-38 |
| Key Numbers | 31 |
| Nissan Stadium | 32 |
| Record When | 32 |
| Titans/Oilers All-Time Record | 33 |
| Winning at Home | 33 |
| Three Consecutive Winning Seasons | 33 |
| Winning Close Games | 33 |
| Winning in the AFC South | 34 |
| Allowing 20 or Fewer Points | 34 |
| Limiting Turnovers | 34 |
| Titans Scoring in 2019 | 34 |
| Turnover Margin in 2019 | 34 |
| Yards Per Play in 2019 | 34 |
| Top Rushing Offenses, 2016-2019 | 35 |
| Top Rushing Offenses in 2019 | 35 |
| Red Zone Offense | 35 |
| Offense from Week 7-17 | 35 |
| Touchdowns in 2019 | 36 |
| Scoring Defense, 2018-2019 | 36 |
| Third-Down Defense in 2019 | 36 |
| Titans DBs a Threat on the Blitz | 36 |
| Least Penalized Teams from 2018-2019 | 36 |
| Consecutive Road Victories | 37 |
| Titans Rebound After 2-4 Start | 37 |
| The Sixth Seed | 37 |
| Rookie Contributions Surge | 37 |
| 2019 Individual Honors | 38 |
| Titans Decade Leaders | 38 |
| Individual Notes: Offense | 39-78 |
| Quarterbacks | 39-50 |
| Marcus Mariota | 39-45 |
| Ryan Tannehill | 45-50 |

| | |
|---|----------------|
| Running Backs | 51-60 |
| Derrick Henry | 51-58 |
| Dion Lewis | 59 |
| Khari Blasingame | 59 |
| David Fluellen | 59 |
| Tight Ends | 60-67 |
| Jonnu Smith | 60-62 |
| Delanie Walker | 62-67 |
| Anthony Firkser | 67 |
| MyCole Pruitt | 67 |
| Wide Receivers | 68-75 |
| A.J. Brown | 68-71 |
| Corey Davis | 71-72 |
| Adam Humphries | 72-73 |
| Tajae Sharpe | 74 |
| Cameron Batson | 75 |
| Rashard Davis | 75 |
| Cody Hollister | 75 |
| Darius Jennings | 75 |
| Kalif Raymond | 75 |
| Offensive Linemen | 76-78 |
| Jack Conklin | 76 |
| Ben Jones | 76-77 |
| Dennis Kelly | 77 |
| Taylor Lewan | 77-78 |
| Rodger Saffold III | 78 |
| Nate Davis | 78 |
| Jamil Douglas | 78 |
| Kevin Pamphile | 78 |
| Individual Notes: Defense | 79-100 |
| Defensive Linemen | 79-83 |
| Jurrell Casey | 79-80 |
| Austin Johnson | 81 |
| DaQuan Jones | 81-82 |
| Jeffery Simmons | 82-83 |
| Matt Dickerson | 83 |
| Joey Ivie | 83 |
| Isaiah Mack | 83 |
| Inside Linebackers | 84-87 |
| Jayon Brown | 84-85 |
| Rashaan Evans | 85-86 |
| Wesley Woodyard | 86-87 |
| Daren Bates | 87 |
| David Long Jr. | 87 |
| Outside Linebackers | 88-91 |
| Harold Landry III | 88-89 |
| Cameron Wake | 89-90 |
| Kamalei Correa | 90 |
| Reggie Gilbert | 90 |
| Derick Roberson | 91 |
| D'Andre Walker | 91 |
| Cornerbacks | 91-96 |
| Malcolm Butler | 91-92 |
| Adoree' Jackson | 92-93 |
| Logan Ryan | 94-95 |
| Tramaine Brock | 95 |
| Chris Milton | 95 |
| LeShaun Sims | 95 |
| Tye Smith | 96 |
| Safeties | 96-100 |
| Kevin Byard | 96-99 |
| Kenny Vaccaro | 99-100 |
| Dane Cruikshank | 100 |
| Amani Hooker | 100 |
| Joshua Kalu | 100 |
| Specialists | 101-107 |
| Beau Brinkley | 101 |
| Brett Kern | 101-104 |
| Ryan Succop | 105-107 |
| Greg Joseph | 107 |
| Titans Tidbits (Off-the-Field Notes) | 107-111 |
| "We Stand For" | 112 |
| Media Information | 113-114 |
| Titans on Social Media | 113 |

| | |
|---|----------------|
| Media Contact Information | 113 |
| Titans TV Ratings | 114 |
| Media Guide Link | 114 |
| Titans Radio | 114 |
| Statistics | 115-131 |
| 2019 NFL Standings | 115 |
| Rankings by the Week and Season | 115 |
| Team Statistics, 1999-2019 | 116 |
| 2019 Titans Statistics | 117-122 |
| Regular Season—Team | 117 |
| Regular Season—Defense | 118 |
| Postseason—Team | 119 |
| Postseason—Defense | 120 |
| Preseason—Team | 121 |
| Preseason—Defense | 122 |
| The Last Time | 123-128 |
| Last Time in a Game, Regular Season | 123-125 |
| Last Time in a Game, Postseason | 125-127 |
| Last Time in a Season | 128 |
| Titans Records at a Glance | 128 |
| Participation Chart | 129-130 |
| 2018 Game-by-Game Starters | 131 |
| Rosters | 132-139 |
| 2019 Transactions | 132 |
| Depth Chart | 133 |
| Pronunciation Guide | 133 |
| Roster by Experience & Draft Round | 134 |
| How the Titans Were Built | 135 |
| Positional Roster | 136-137 |
| Alphabetical Roster | 138 |
| Numerical Roster | 139 |

ADDITIONAL SEASON REVIEW SECTIONS:

Game-by-Game Statistics

Miscellaneous Statistics

Updated Bios

Updated Records

NFL Statistics

2019 Play-by-Plays

Updated History

Updated Playoff History & Records

TITANS COMMUNICATIONS

| | |
|------------------------|---------------------------------------|
| Robbie Bohren | Senior Director of Communications |
| Jim Wyatt | Senior Writer/Editor |
| Dwight Spradlin | Assistant Director of Media Relations |
| Jared Puffer | Media Relations Manager |
| Kate Guerra | Team Publicist |
| Kim Smith | Media Relations Coordinator |
| Geordan Powell | Seasonal Media Relations Assistant |

Saint Thomas Sports Park:

460 Great Circle Road
Nashville, TN 37228

Nissan Stadium:

One Titans Way
Nashville, TN 37213

Phone:

(615) 565-4000 (main)
(615) 565-4100 (media relations)
(615) 565-4200 (ticket office)

Online Media Guide & Archives:

www.titansonline.com/mediaguide





SAINT THOMAS SPORTS PARK | 460 Great Circle Road | Nashville, TN 37228 | 615-565-4100 | TitansOnline.com | @Titans

ROBBIE BOHREN Senior Director of Communications | DWIGHT SPRADLIN Assistant Director of Media Relations

JARED PUFFER Media Relations Manager | KIM SMITH Media Relations Coordinator

FOR IMMEDIATE RELEASE

FEBRUARY 12, 2020

TITANS LOOK TO 2020 FOLLOWING AFC RUNNER-UP FINISH IN 2019

Mike Vrabel enters third offseason as head coach; Titans hold 29th pick in NFL Draft

NASHVILLE — On Jan. 19, 2020, the final chapter was written on a memorable season for the Tennessee Titans. Appearing in the organization's first AFC championship game in 17 years, the Titans' storybook finish came up one win shy of a Super Bowl berth.

When the Titans fell to the eventual Super Bowl LIV champion Chiefs in Kansas City, a season that began inauspiciously managed to end suddenly and prematurely. They had overcome a 2-4 start to finish 9-7 in the regular season and pave a path for a stirring playoff run. Along the way, they found a winning formula that made use of a dominant running game, a reborn quarterback in his first season with the club, and an opportunistic defense with a penchant for big moments.

Approaching the regular season finale at Houston, head coach **Mike Vrabel's** squad needed a victory to ensure the sixth seed in the playoffs. They got that win against the division-rival Texans, followed by road wins over the reigning Super Bowl champion New England Patriots and the No. 1 seeded Baltimore Ravens.

Since the NFL's current 12-team playoff format began in 1990, the Titans became only the third team to advance to a conference championship game after beginning the season with a record of 2-4 or worse (2002 Titans and 1996 Jacksonville Jaguars). The 2019 Titans also were the sixth No. 6 playoff seed ever to advance to a conference championship game and the first since 2010 (Green Bay Packers and New York Jets).

Tennessee earned its fourth consecutive winning record and its second playoff berth in four seasons since controlling owner **Amy Adams Strunk** hired **Jon Robinson** as general manager. With 9-7 records every year since 2016, the Titans own the NFL's fourth-longest active streak of winning seasons. Only the Patriots (19), the Seattle Seahawks (eight) and the Chiefs (seven) have longer such streaks.

VRABEL, TITANS PERSEVERE

Following an impressive 43-13 win at Cleveland in the season opener, the Titans lost four of their next five contests, including a shutout at Denver on Oct. 13. At 2-4, there was little indication that the Titans would be playing well into January.

With a home date against the Los Angeles Chargers next on the schedule, Vrabel made the decision to insert eighth-year veteran quarterback **Ryan Tannehill** into the starting lineup for the first time since he arrived in Tennessee. The players responded, narrowly defeating the Chargers 23-20 in a game that came down to a last-minute goal-line stand. Tannehill passed for 312 yards and two touchdowns.

Including the win over the Chargers, Tennessee earned six victories in a seven-game stretch, perhaps none more memorable than a 35-32 edging of the Chiefs on Nov. 10. In one of the most thrilling finishes in Nissan Stadium history, Tannehill completed a game-winning 23-yard touchdown pass to **Adam Humphries**, and the outcome was preserved by **Joshua Kalu's** block of **Harrison Butker's** 52-yard field goal attempt as time expired.

With three games remaining in the regular season, the Titans hosted the Houston Texans on Dec. 15 in a battle for first place in the AFC South. Running back **Derrick Henry** had just recorded his fourth consecutive 100-yard rushing performance but was limited during the practice week with a hamstring injury. The Texans took advantage, keeping Henry under the 100-yard mark (86) and winning 24-21 to provide Houston the momentum it

2019 TITANS SCHEDULE & RESULTS

REGULAR SEASON (9-7)

| Day | Date | Opponent | Result | Score |
|-------|----------|-----------------|--------|-------|
| Sun. | Sept. 8 | at Cleveland | W | 43-13 |
| Sun. | Sept. 15 | INDIANAPOLIS | L | 17-19 |
| Thur. | Sept. 19 | at Jacksonville | L | 7-20 |
| Sun. | Sept. 29 | at Atlanta | W | 24-10 |
| Sun. | Oct. 6 | BUFFALO | L | 7-14 |
| Sun. | Oct. 13 | at Denver | L | 0-16 |
| Sun. | Oct. 20 | L.A. CHARGERS | W | 23-20 |
| Sun. | Oct. 27 | TAMPA BAY | W | 27-23 |
| Sun. | Nov. 3 | at Carolina | L | 20-30 |
| Sun. | Nov. 10 | KANSAS CITY | W | 35-32 |
| Sun. | Nov. 17 | Bye | | |
| Sun. | Nov. 24 | JACKSONVILLE | W | 42-20 |
| Sun. | Dec. 1 | at Indianapolis | W | 31-17 |
| Sun. | Dec. 8 | at Oakland | W | 42-21 |
| Sun. | Dec. 15 | HOUSTON | L | 21-24 |
| Sun. | Dec. 22 | NEW ORLEANS | L | 28-38 |
| Sun. | Dec. 29 | at Houston | W | 35-14 |

POSTSEASON (2-1)

| | | | | |
|------|---------|----------------|---|-------|
| Sat. | Jan. 4 | at New England | W | 20-13 |
| Sat. | Jan. 11 | at Baltimore | W | 28-12 |
| Sun. | Jan. 19 | at Kansas City | L | 24-35 |

FINAL AFC SOUTH STANDINGS

| TEAM | W | L | T | PCT | DIV | CONF |
|---------------------------|----------|----------|----------|-------------|------------|------------|
| yx-Houston Texans | 10 | 6 | 0 | .625 | 4-2 | 8-4 |
| x-Tennessee Titans | 9 | 7 | 0 | .563 | 3-3 | 7-5 |
| Indianapolis Colts | 7 | 9 | 0 | .438 | 3-3 | 5-7 |
| Jacksonville Jaguars | 6 | 10 | 0 | .375 | 2-4 | 6-6 |

x - Clinched playoff berth

y - clinched division title



needed to secure the division title.

Two weeks later, it was Houston's turn to host the Titans. With the Titans a win away from Vrabel's first playoff berth as a head coach, Henry provided a signature 211-yard, three-touchdown rushing performance on his way to the league rushing title, and rookie wide receiver **A.J. Brown** added 124 yards and a score. The Titans prevailed 35-14 and claimed the AFC's final playoff seed.

With a win four weeks earlier at Indianapolis, it marked the first time since 2007 that the Titans went on the road and defeated the Colts and the Texans in the same season.

In the wild card round, the Titans vanquished **Bill Belichick, Tom Brady** and the third-seeded Patriots by a final score of 20-13. Henry rushed for 182 yards, and the Titans defense shut out the Patriots in the second half. Cornerback **Logan Ryan** provided the exclamation point with a nine-yard interception return for a touchdown in the final minute of the fourth quarter.

The following week, the Titans were tasked with going into Baltimore to clash with the 14-2 Ravens in the divisional round. Seemingly unfazed, they never trailed after scoring the game's first 14 points, pulling away 28-12 to clinch a spot in the AFC title game. Henry rushed for 195 yards, while Baltimore's league MVP quarterback **Lamar Jackson** was victimized by the Titans defense for three takeaways.

Only the Chiefs stood in the way of the Titans' first trip to the Super Bowl in 20 years. The Titans took the initial matchup two months earlier, but this time they would have to win at Arrowhead Stadium. It began encouragingly, as they grabbed first-half leads of 10-0 and 17-7. But spearheaded by the play of quarterback **Patrick Mahomes**, the Chiefs stormed back to take the lead late in the second quarter and ultimately spoiled the Titans' quest by a 35-24 margin.

TANNEHILL ESTABLISHES CAREER, FRANCHISE MARKS

A year earlier, Tannehill was still in Miami, where he concluded his seventh season with the Dolphins. Robinson engineered a trade in March 2019 that landed the signal caller in Tennessee, where he began the campaign as the backup to **Marcus Mariota**.

Although he did not start until the seventh game of the season, Tannehill authored one of the greatest offensive seasons in franchise history. He completed 201 of 286 passes for 2,742 yards, 22 touchdowns and six interceptions. In his 13 starts, including the regular season and playoffs, the Titans went 9-4.

Winning the NFL's passing title (passer rating), Tannehill's 117.5 passer rating was the fourth-highest figure in NFL history and the best in franchise annals. His 9.6 yards per attempt also led the league—a full yard better than the next-closest qualifier (**Matthew Stafford**, 8.6)—and set a team record.

Tannehill capped his season by being named to his first career Pro Bowl and taking Associated Press NFL Comeback Player of the Year honors.

HENRY WINS RUSHING TITLE

Henry finished 2019 with a league-high 1,540 yards on 303 rushing attempts (4.8 avg.). His 16 rushing touchdowns put him in a tie with Green Bay's **Aaron Jones** atop the league leaderboard and placed second in franchise annals.

Over the final six weeks of the regular season plus three playoff appearances, Henry totaled seven 100-yard games. From the regular season final through the divisional round, he became the first player in NFL history to rush for at least 180 yards in three consecutive regular season and/or postseason games.

In addition to being selected to his first Pro Bowl, Henry's postseason honors included second-team Associated Press All-Pro recognition and the FedEx Ground Player of the Year award.

PROMISE OF YOUTH

While the Titans have several veterans scheduled to become unrestricted free agents this offseason, including Tannehill and Henry, Robinson has crafted a roster replete with young, promising talent. Possibly no player embodies the combination of hope and early productivity more than A.J. Brown, last year's second-round pick.

Brown, the 51st overall draft selection in 2019, led Tennessee in every major receiving category as a rookie, totaling 52 catches for 1,051 yards and eight touchdowns. He added a 49-yard rushing touchdown. Among all rookies in franchise history, Brown ranked third in receiving yards and fifth in receptions, and he tied for the third-highest receiving touchdown total.

Brown finished first among 2019 rookies in receiving yards, and he tied for the rookie lead in touchdown receptions. Counting all NFL players,

including rookies and veterans, Brown finished second to the Los Angeles Chargers' **Mike Williams** (20.4) with a 20.2-yard receiving average.

At the conclusion of the season, Brown finished third in AP Offensive Rookie of the Year voting.

First-round draft pick **Jeffery Simmons** began the season on the reserve/non-football injury list with a knee injury that predated the draft. He made quick progress in his rehabilitation, timing his return to the field with the club's resurgence in Week 7 against the Chargers. Simmons would eventually play in nine games in the regular season and all three postseason contests.

Robinson's last three drafts alone (2017-19) produced nine regular starters in the lineup in 2019 who figure to be foundational pieces for 2020. On offense, the group included wide receiver **Corey Davis** (2017), tight end **Jonnu Smith** (2017), Brown (2019) and right guard **Nate Davis** (2019). Defensively, cornerback **Adoree' Jackson** (2017), inside linebackers **Jayon Brown** (2017) and **Rashaan Evans** (2018), outside linebacker **Harold Landry III** (2018) and Simmons all fall into the same category.

LOOKING AHEAD

The unrestricted free agent signing period is scheduled to begin at the start of the new league year on March 18, when all 2019 contracts expire. Players not under contract for 2020 are free to sign with another club at that point. Prior to March 18, clubs can negotiate and re-sign their own players.

The trading period also begins on March 18. After Robinson engineered 18 trades in his first four years on the job, it is considered a viable method to supplement the roster.

Meanwhile, work is ongoing for the 2020 NFL Draft. Robinson and his staff will get first-hand interaction with top draft prospects at the NFL Scouting Combine from Feb. 24–March 2 and will continue scouting and visiting with draft hopefuls until the draft begins April 23 in Las Vegas.

The Titans currently own the 29th overall pick in Round 1 and six total selections—one in every round except for the fourth as a result of the trade with Miami that brought Tannehill to Nashville. The Titans own the 61st overall selection in the second round and the 93rd overall pick in the third round.

THE 2020 COACHING STAFF

On the coaching front, the Titans face significant changes to their defensive leadership in 2020. After running the defense for two seasons, during which time the Titans finished second in the NFL in points allowed per game (19.3), defensive coordinator **Dean Pees** announced his retirement on Jan. 20.

Additionally, the Titans have hired a new secondary coach and a new inside linebackers coach for 2020. Veteran coaches **Anthony Midget** and **Jim Haslett** were picked by Vrabel for those respective positions.

The offensive staff remains intact, as **Arthur Smith** enters his second season as offensive coordinator after an impressive debut. The 2019 Titans ranked third in the NFL in rushing (138.9 yards per game), first in red zone efficiency (75.6 percent), fourth in yards per play (6.12) and tied for third in total touchdowns (54). Over their final 10 games (Week 7-17), they ranked third in both scoring (30.4 points per game) and total offense (406.2 yards per game).

Vrabel's two-year sample as head coach indicates the Titans are in good hands. Of the 19 head coaches in Titans/Oilers history, beginning in 1960, his 20 total regular season and postseason wins from 2018–2019 make up the second-best total for a coach's first two seasons. Only **Jack Pardee's** 21 wins from 1990–1991 rank higher than Vrabel's two-year total. Vrabel also became the first head coach in the organization's history to win multiple playoff games within his first two seasons.

Vrabel will continue to lead the charge in what is an increasingly competitive AFC South division. In the last six seasons, three of the division's four clubs—the Titans (2019), the Indianapolis Colts (2014) and the Jacksonville Jaguars (2017)—have advanced to the AFC championship game. The Houston Texans have not, but they were division champions in four of those six years.

To build on their success, the Titans will need to navigate an imposing 2020 schedule. While dates are not yet set for the regular season, the specific opponents are. Among their 16 matchups, the Titans will play a total of six games against five playoff clubs from 2019. Half of their road games will be against playoff teams: Houston, the Baltimore Ravens, the Green Bay Packers and the Minnesota Vikings. In addition to a home game with the Texans, the Titans also will host the playoff incumbent Buffalo Bills at Nissan Stadium.

2020 OPPONENTS DETERMINED

The Titans know the 16 opponents they will face during the 2020 regular season.

As always, the Titans have home and road games against each of the AFC South rival Houston Texans, Indianapolis Colts and Jacksonville Jaguars.

Based upon the NFL's schedule rotation, the Titans also will face every team from the AFC North. They will host the Cleveland Browns and Pittsburgh Steelers and travel to meet the Baltimore Ravens and Cincinnati Bengals.

Additionally, the Titans will square off against the NFC North. They will have dates at Nissan Stadium against the Chicago Bears and Detroit Lions and road games versus the Green Bay Packers and Minnesota Vikings. It will be their first appearance at Minnesota's U.S. Bank Stadium.

Every team plays two intraconference games that are determined by order of finish within its division, and those matchups are set as well. The Titans finished second in the AFC South, resulting in a 2020 home matchup with the AFC East's equivalent finisher, the second-place Buffalo Bills. The Titans will go on the road to meet the AFC West's equivalent finisher from 2019, the Denver Broncos.

Preseason opponents as well as dates and times of regular season games are typically announced by the NFL in April.

For ticket inquiries, fans can visit [TitansOnline.com/tickets](https://www.titansonline.com/tickets), email ticketssales@titans.nfl.com or call (615) 565-4200.

The Titans' home and away opponents for the 2020 regular season:

2020 HOME OPPONENTS

Houston Texans
Indianapolis Colts
Jacksonville Jaguars
Cleveland Browns
Pittsburgh Steelers
Chicago Bears
Detroit Lions
Buffalo Bills*

2020 ROAD OPPONENTS

Houston Texans
Indianapolis Colts
Jacksonville Jaguars
Baltimore Ravens
Cincinnati Bengals
Green Bay Packers
Minnesota Vikings
Denver Broncos*

* Opponent based on final division standings in 2019.

2019 PLAYER ACCOMPLISHMENTS

ILB DAREN BATES

- Led the team with 11 special teams tackles, which marked the second-highest single-season total of his career.
- Appeared in his 100th regular season career game vs. Tampa Bay (10/27).

FB/RB KHARI BLASINGAME

- Saw action in six games with three starts at fullback during his rookie campaign.
- Made his postseason debut and appeared in all three playoff games with one start.

LS BEAU BRINKLEY

- Appeared in all 16 games for the eighth consecutive season.
- He has never missed a game since signing with the Titans as a rookie free agent in 2012.

CB TRAMAIN BROCK SR.

- Started four regular season games and three playoff contests in his first season with the Titans after being claimed off waivers from the Arizona Cardinals during Week 14.
- Tied his single-season career-high with three playoff starts.

WR A.J. BROWN

- Appeared in all 16 games with 11 starts as a rookie.
- Led the team in receptions (52), receiving yards (1,051), and receiving touchdowns (eight).
- Received all-rookie first team honors from the Pro Football Writers Association.
- Posted five 100-yard receiving performances, and became the first rookie in the "Titans era" (1999-present) to have five such performances.

- Became the first rookie in the "Titans era" with at least five touchdown catches.
- Added three carries for 60 yards and one touchdown, with his rushing score coming on a career-long 49-yard gain.
- Led all NFL rookies in receiving yards (1,051), ranked fifth among all rookies in receptions (52), and tied for first among all rookies in touchdown receptions (eight).
- His 20.2-yard receiving average ranked second among all qualifying NFL players.
- Ranked third in team history for receiving yards by a rookie, fifth in franchise history for receptions by a rookie, and tied for third in franchise history for touchdown receptions by a rookie.
- Became the first rookie wide receiver since **Randy Moss** (1998) to have at least 50 catches, 1,000 receiving yards, and five touchdowns while averaging 17+ yards per catch.
- Became the first rookie 1,000-yard wide receiver since New Orleans' **Michael Thomas** (2016).
- Recorded four receiving touchdowns of 50+ yards and became the first rookie to do so since **Randy Moss** (five in 1998).
- At Oakland (12/8), caught a 91-yard touchdown pass, which marked the fourth-longest touchdown catch in franchise history and the longest since 1965.
- Named the NFL Offensive Rookie of the Month for December after totaling 21 receptions for 470 yards and four touchdowns.
- Made his postseason debut and started all three contests.

ILB JAYON BROWN

- Ranked third on the team in tackles (117) and fourth on the squad in passes defended (nine), both of which set single-season career-highs.
- Tallied his second consecutive season with 100+ tackles, one interception and one fumble recovery.
- Posted double-digit tackles in six contests, including a single-game career-high 16 tackles against Jacksonville (11/24).
- At Oakland (12/8), recorded his second career touchdown after recovering a fumble and returning it for a 47-yard score.

CB MALCOLM BUTLER

- Started nine games at cornerback before being placed on injured reserve.
- Finished tied for second on the team with 10 passes defended.
- Posted his fifth consecutive season with at least two interceptions, and his second consecutive season with an interception returned for a touchdown.

S KEVIN BYARD

- Started all 16 games for the third consecutive season.
- Led the team for the third consecutive season and tied for fourth in the NFL with five interceptions.
- Leads the NFL with 17 regular season interceptions since the beginning of the 2017 season.



2019 PLAYER ACCOMPLISHMENTS

- Tallied 91 tackles to record the second-best total of his career.
- Tied for second on the squad with 10 passes defended, which tied for second-best in his career.
- Started all three playoff games and posted 20 tackles and his first career postseason interception.

DT JURRELL CASEY

- Named to his fifth consecutive Pro Bowl in 2019.
- Led the team in quarterback pressures (30), and tied for second on the squad in sacks (5.0).
- Currently stands in seventh place on the franchise's all-time sack chart (51.0) after passing **Robert Brazile** in Week 13 at Indianapolis (12/1).
- Became the seventh player in franchise history to reach 50 career sacks, joining **Jevon Kearse** as the only other player to reach this milestone in the "Titans era" (1999-present).
- Registered his seventh consecutive season with at least 5.0 sacks.
- Started all three postseason contests and notched playoff career-highs in sacks (2.5) and forced fumbles (one).

T JACK CONKLIN

- Started all 16 games in the regular season for the third time in his career.
- Started all three postseason games at right tackle.

OLB KAMALEI CORREA

- Appeared in all 16 games for the second time in his career with a career-high five starts.
- Set single-season career highs in tackles (37), sacks (5.0), quarterback pressures (seven), passes defended (two), and fumble recoveries (one).
- His 5.0 sacks tied for second on the team.
- Made his postseason debut and started all three games, and totaled 16 tackles and 2.0 sacks.

DB DANE CRUIKSHANK

- Appeared in all 16 games.
- Totaled a career-high 10 special teams tackles, which ranked second on the team.
- Blocked an extra point at Carolina (11/3), and blocked a field goal at Indianapolis (12/1), becoming the first Titans player with multiple blocked kicks in a season since **Bernard Pollard** (two) in 2013.
- Made his postseason debut and saw action in all three games.

WR COREY DAVIS

- Ranked second on the team in receptions (43) and receiving yards (601) and caught two touchdown passes.
- Against Indianapolis (9/15), caught his 100th career pass.
- Started all three postseason games and tied for the team lead with six catches for a team-best 68 receiving yards with one touchdown.

OL NATE DAVIS

- Made his NFL debut at Atlanta (9/29), and finished the regular season with 13 games played and 12 starts at right guard.
- Made his postseason debut and started all three contests at right guard.

WR RASHARD DAVIS

- Made his NFL debut at Houston (12/29), and caught his first career pass for 16 yards and added two punt returns for nine yards.
- Made his postseason debut and appeared in one contest.

RB DALYN DAWKINS

- Appeared in a career-high two games.

DL MATT DICKERSON

- Appeared in a career-high five games in the regular season and saw action in all three postseason contests.

G JAMIL DOUGLAS

- At Cleveland (9/8), started at right guard in his Titans debut and recorded his first start since his rookie season in 2015 as a member of the Miami Dolphins.
- Finished the season with four starts at right guard and one start at center.
- Made his postseason debut and appeared in all three games.

ILB RASHAAN EVANS

- Started all 16 games.
- Established career highs and led the team in tackles (139) and tackles for loss (11).
- Also set career marks in sacks (2.5) and quarterback pressures (11).
- Against Kansas City (11/10), scored his first career touchdown on a 53-yard fumble recovery.
- Posted double digit tackles in eight contests, including a single-game career-high 14 tackles against Tampa Bay (10/27).
- Started all three playoff games and made his postseason debut.
- Ranked second on the club with 22 tackles in the playoffs, including 12 at New England (1/4/20).

TE ANTHONY FIRKSER

- Appeared in a career-high 15 games and made his first NFL start at Houston (12/15).
- Made his postseason debut and saw action in all three games, leading the club with two receiving touchdowns in the playoffs.

OLB REGGIE GILBERT

- Made his first career start at Atlanta (9/29), and finished the season with five starts.
- Appeared in his first career postseason game at Baltimore (1/11/20).

RB DERRICK HENRY

- Selected to his first career Pro Bowl.
- Named the NFL's FedEx Ground Player of the Year.
- Named second-team All-Pro by the Associated Press.
- Named to the PFWA's All-NFL team.
- Led the NFL with a career-best 1,540 rushing yards. He also established career highs with 303 carries and 16 rushing touchdowns (tied for the NFL lead).
- Recorded his second consecutive 1,000-yard rushing season.
- Added 18 receptions for 206 yards with two receiving touchdowns, all of which set career-highs.
- Led the AFC, ranked third in the NFL, and led the team with a career-high 18 total touchdowns.
- Ranked second in the AFC and fourth in the NFL with a career-high 1,746 yards from scrimmage.
- Finished the season with the fourth-best rushing yardage total in franchise history, and ranked second in franchise history with 16 rushing touchdowns.
- Recorded eight total 100-yard rushing performances in 2019 (six regular season and two postseason games).
- Moved into fourth place on the franchise's all-time rushing touchdowns list (38).



2019 PLAYER ACCOMPLISHMENTS



- Named AFC Offensive Player of the Week after his performance at Houston (12/29), where he rushed a season-high 32 times for a season-best 211 yards with three touchdowns to secure the NFL's rushing title.
- Became the sixth player in franchise history with at least 12 touchdowns in two or more consecutive seasons.
- Joined **Napoleon Kaufman** (1997-99) and **Robert Smith** (1997-2000) as the only players in NFL history to record a rushing touchdown of at least 70 yards in three consecutive seasons.
- Passed **Steve McNair** (3,439 career rushing yards) for sixth place on the team's all-time rushing list, and later passed **Hoyle Granger** (3,514) for fifth place on the team's all-time rushing list.
- Has posted 24 rushing touchdowns in his past 20 regular season games, which leads the NFL in that time period.
- Started all three playoff games and finished the postseason with 83 carries for a league-best 446 yards and two touchdowns, all of which set career highs.
- His 446 rushing yards in the postseason ranked second in franchise playoff history behind **Eddie George's** 449 rushing yards during the 1999 playoffs.
- At New England (1/4/20), set a then-franchise playoff record with 182 rushing yards on 34 carries with a touchdown, which marked the second-most yards on the road in an NFL playoff game since 1950.
- At Baltimore (1/11/20), set a franchise playoff record with 195 rushing yards on 30 carries.
- Threw a three-yard touchdown pass to **Corey Davis** in the playoffs, marking his first career touchdown pass.

WR CODY HOLLISTER

- Made his NFL debut and appeared in five games on the season.
- Caught his first career pass in 2019 and finished the season with two catches for 13 yards.

DB AMANI HOOKER

- Appeared in all 16 games and three postseason contests as a rookie.
- Ranked third on the team with eight special teams tackles.

WR ADAM HUMPHRIES

- Saw action in 12 games with three starts in his first season with the Titans.
- Ranked third on the team in receptions (37) and fourth on the squad in receiving yards (374). His two receiving touchdowns included a game-winner against Kansas City (11/10).
- Appeared in his first career postseason game.

DT JOEY IVIE

- Made his Titans debut and appeared in three games on the season.

CB ADOREE' JACKSON

- Set a single-game career-high with 10 tackles against Jacksonville

(11/24).

- Started all three postseason contests and led the squad with six passes defended during the playoffs.

WR DARIUS JENNINGS

- Tied a career-high with four special teams tackles in 2019.
- Made his postseason debut and appeared in two games.

DL AUSTIN JOHNSON

- Appeared in all 16 games for the third consecutive season.
- Totaled 29 tackles on the season which marked the second-most in a single season in his career.
- At Indianapolis (12/1), blocked a field goal.

C BEN JONES

- Named the Titans Walter Payton Man of the Year.
- Started a single-season career-high three postseason games.

DL DAQUAN JONES

- Started all 16 games for the second consecutive season.
- Recorded 50 tackles to mark the second-highest total of his career.
- Set career marks in quarterback pressures (21) and passes defended (three).
- Made his postseason debut and started all three games.

K GREG JOSEPH

- Made his postseason debut and appeared in all three games.
- Converted all nine extra point tries and his lone field goal attempt during the postseason.

DB JOSHUA KALU

- Appeared in a career-high eight contests in 2019.
- Blocked his first career field goal against Kansas City (11/10).
- Made his postseason debut and appeared in all three games.

G/T DENNIS KELLY

- Made his first career start at left tackle and finished the season with four starts at left tackle.
- Caught his first career touchdown as an extra tight end on a one-yard pass against Jacksonville (11/24).
- Appeared in a career-high three postseason games.
- Became the first offensive lineman to catch a touchdown pass in the NFL postseason since the 2014 playoffs after catching a goal line touchdown in the AFC Championship at Kansas City (1/19/20).

P BRETT KERN

- Named to his third consecutive Pro Bowl.
- Named first-team All-Pro by the Associated Press.
- Named to the PFWA's All NFL team.
- Named to Sporting News' All-Pro team.
- Appeared in all 16 games for the 12th consecutive season.
- Ranks sixth on the team's all-time career games played list with 170.
- Led the NFL with 37 kicks placed inside the 20-yard line, which marked the second-best total of his career.
- Led the AFC with a 47.1 gross average and ranked third in the AFC with a 43.1 net average.
- Tied the NFL record and posted a single-game career-high eight punts inside the 20-yard line at Denver (10/13).
- Became the second player in franchise history to reach 800 career punts with the team at Denver (10/13).
- Completed his first career pass on a fake punt to S **Kevin Byard** that converted a fourth down against Los Angeles Chargers (10/20).
- Appeared in all three playoff games and set postseason highs in punts (15), yards (729), gross average (48.6), punts placed inside the 20-yard line (six), punt long (63), and net average (41.3).

OLB HAROLD LANDRY III

- Started all 16 games and all three playoff contests.
- Led the team in sacks (9.0), ranked second in quarterback pressures (28), and ranked sixth in tackles (81).

2019 PLAYER ACCOMPLISHMENTS

- Set career highs in tackles (81), sacks (9.0), quarterback pressures (28), tackles for loss (four), interceptions (one), and fumble recoveries (two).

T TAYLOR LEWAN

- Started the final 12 regular season games and a career-high three postseason games at left tackle.

RB DION LEWIS

- Played in all 16 games for the third consecutive season.

ILB DAVID LONG JR.

- Appeared in 14 games and all three postseason contests with one playoff start during his rookie campaign.
- Recorded his first career forced fumble against Kansas City (11/10), which was recovered by ILB **Rashaan Evans** and returned for a score.

DT ISAIAH MACK

- Appeared in 13 games with one start during his rookie campaign.
- Recorded his first career sack against Indianapolis (9/15).

QB MARCUS MARIOTA

- Posted two games (at Cleveland 9/8, at Atlanta 9/29) with a passer rating above 100.0.
- Tied his career high with a 75-yard touchdown pass at Cleveland (9/8).
- Registered his eighth career 300-yard passing game at Jacksonville (9/19).
- Appeared in a career-high three postseason games.

CB CHRIS MILTON

- Tied his second-best single-season career high with five special teams tackles.

CB KAREEM ORR

- Made his NFL debut and appeared in two games during his rookie campaign.

TE MYCOLE PRUITT

- Appeared in all 16 games and made a career-high 10 starts.
- Set new career highs in receiving yards and receiving long with a 42-yard catch at Oakland (12/8).
- Appeared in all three postseason games with one start.

OL DAVID QUESSENBERRY

- Played in a career-high four games.
- Scored his first career touchdown on a one-yard reception against Indianapolis (9/15).

WR KALIF RAYMOND

- Appeared in a career-high eight games and made his first career start.
- Set career highs in receptions (nine), receiving yards (170), receiving long (52), receiving touchdowns (one), kick returns (18), kick return yards (403) and kick return long (45).
- Made his postseason debut with a 45-yard touchdown reception and added four kick returns for 68 yards.

OLB DERICK ROBERSON

- Saw action in three games and all three postseason contests during his rookie campaign.
- Totaled four tackles and 3.0 sacks during the regular season.
- Against New Orleans (12/22), became the first Titans rookie with two or more sacks in a game since **Avery Williamson** in 2014.

CB LOGAN RYAN

- Started all 16 games for the first time in his career.
- Led the team with a career-best 19 passes defended and four forced fumbles.
- Ranked second on the team in interceptions (four) and second on the squad with a career-high 120 tackles.
- Totaled a career-high 4.5 sacks, which ranked fourth on the team.
- Recorded 1.5 sacks and an interception at Cleveland (9/8), marking the third time a Titans/Oilers player recorded at least one interception and at least 1.5 sacks in the same game since individual sacks became an official NFL statistic in 1982.



- Appeared in his 100th career game against Los Angeles Chargers (10/20).
- Started all three postseason games and totaled a team-high 27 tackles during the playoffs.
- Scored his first postseason touchdown after returning an interception for a score at New England (1/4/20).

G RODGER SAFFOLD III

- Started all 16 games at left guard for the second consecutive season and in his first season with the Titans.
- Started all three postseason games at left guard.

WR TAJAÉ SHARPE

- Ranked second on the team with a career-best four receiving touchdowns.
- Set single-game career bests in receiving long (47), and receiving touchdowns (two).
- Made his postseason debut and appeared in all three games with one start.

DL JEFFERY SIMMONS

- Played in nine games with seven starts during his rookie campaign.
- Ranked fourth on the team in quarterback pressures (14).
- Posted his first career sack in his NFL debut against the Los Angeles Chargers (10/20).
- Appeared in all three postseason games and notched four tackles, three quarterback pressures and a fumble recovery.

CB LESHAUN SIMS

- Tied his career-best with seven special teams tackles.
- Made his postseason debut and appeared in all three games.
- Posted a team-leading four special teams stops in the playoffs.

TE JONNU SMITH

- Appeared in all 16 games with a career-high 14 starts.
- Ranked fourth on the team with a career-best 35 receptions. He placed third on the squad with a career-high 439 receiving yards to go with a career-high-tying three receiving touchdowns.
- Recorded four rushing attempts for 78 yards, including a 57-yard gain to notch the longest run by a tight end in the NFL since 1976.
- Started all three postseason games.
- Set playoff career highs in receptions (six) which tied for the team lead, receiving yards (59) and receiving touchdowns (one).

CB TYE SMITH

- Appeared in nine games and made a career-high three starts.
- Totaled a career-best 24 tackles and two forced fumbles.
- Scored his first career touchdown after scooping up a blocked field goal and returning it for a 63-yard score at Indianapolis (12/1).
- Appeared in all three postseason games.

2019 PLAYER ACCOMPLISHMENTS

QB RYAN TANNEHILL

- Named to his first career Pro Bowl in 2019.
- Named the Associated Press NFL Comeback Player of the Year.
- Named the PFWA's Comeback Player of the Year.
- Named the PFWA's Most Improved Player of the Year.
- Led the NFL and set a franchise record with a 117.5 passer rating, which established the fourth-highest single-season passer rating in NFL history.
- Established a new franchise single-season record and ranked third in the NFL with a 70.3 completion percentage (70.3).
- Established a franchise record and led the NFL with an average of 9.6 yards per passing attempt.
- Became the third qualifying passer in NFL history to have a season with at least a 70.0 completion percentage and an average of at least 9.0 yards per attempt, joining **Sammy Baugh** and **Joe Montana**.
- Posted eight games with a 100.0 or better passer rating in 2019 (vs. LAC, vs. TB, vs. KC, vs. JAX, at IND, at OAK, vs. NO, at HOU).
- Recorded three 300-yard passing games in 2019 (vs. LAC, at CAR, at OAK).
- Credited with three game-winning drives in 2019 (vs. LAC, vs. TB, vs. KC).
- Named the AFC Offensive Player of the Week for Week 14 at Oakland (12/8) after completing 21 of 27 passes for 391 yards with three touchdowns and one interception for a 140.4 passer rating.
- Named the AFC Offensive Player of the Month for December after completing 90 of 132 passes for 1,322 yards with 12 touchdowns and two interceptions for a 124.6 passer rating, which led the AFC.
- Rushed for 185 yards and a career-high four touchdowns on 43 carries.
- Completed a career-high 91-yard touchdown pass at Oakland (12/8).
- Made his postseason debut and started all three games.

S KENNY VACCARO

- Started all 16 games for the second time in his career.
- Ranked fourth on the team with 104 tackles, which ranked third-best in his career.
- Recorded his fourth consecutive season with at least one interception.
- Posted a career-high seven special teams tackles.
- Made his postseason debut and started all three contests.
- Tallied 19 tackles, one tackle for loss, one interception and two passes defended in the playoffs.

OLB CAMERON WAKE

- Appeared in nine games in his first season with the Titans.
- Became the second active NFL player (**Terrell Suggs**; later joined by **Von Miller**) and 33rd player in NFL history to reach 100 career sacks since individual sacks became an official statistic in 1982.
- Named AFC Defensive Player of the Week after recording 2.5 sacks, including a safety, at Cleveland (9/8).
- Played in his 150th career regular season game at Atlanta (9/29).

TE DELANIE WALKER

- Played in seven games with four starts in 2019.
- Became the franchise leader in touchdown receptions by a tight end (28) with two receiving scores at Cleveland (9/8).
- Caught his 500th career pass at Atlanta (9/29).
- Made his 100th career start at Denver (10/13).

ILB WESLEY WOODYARD

- Appeared in 15 games with two starts.
- Recorded his eighth consecutive season with at least one sack.
- Saw action in all three postseason games and tallied a career-high 12 tackles.

IMPORTANT 2020 DATES

- Feb. 24–March 2** NFL Scouting Combine, Lucas Oil Stadium, Indianapolis, Indiana
- February 25** First day for clubs to designate Franchise or Transition Players.
- March 10** Prior to 3:00 p.m. CT, deadline for clubs to designate Franchise or Transition Players.
- March 16-18** Clubs are permitted to contact, and enter into contract negotiations with, the certified agents of players who will become Unrestricted Free Agents upon the expiration of their 2019 player contracts at 3:00 p.m. CT on March 18.
- March 18** At 3 p.m. CT, the 2020 League Year and Free Agency period begin. All 2019 player contracts expire. Trading period for 2020 begins. "Top 51" rule begins—all clubs must be under the 2020 salary cap prior to 3 p.m. CT. Prior to 3 p.m. CT, clubs must exercise options for 2020 on all players who have option clauses in their 2019 contracts. Prior to 3 p.m. CT, clubs must submit qualifying offers to their Restricted Free Agents with expiring contracts and to whom they desire to retain a Right of First Refusal/Compensation.
- March 29–April 1** Annual League Meeting, Palm Beach, Florida.
- April 6** Clubs that hired a new head coach after the end of the 2019 regular season may begin offseason workout programs.
- April 17** Deadline for Restricted Free Agents to sign offer sheets.
- April 20** Clubs with returning head coaches may begin offseason workout programs.
- April 23-25** 2020 NFL Draft, Las Vegas, Nevada.
- May 1-4** Clubs may elect to hold their one three-day post-Draft rookie minicamp from Friday through Sunday or Saturday through Monday.
- May 8-11** Clubs may elect to hold their one three-day post-Draft rookie minicamp from Friday through Sunday or Saturday through Monday.
- May 11** Rookie Football Development Programs begin.
- May 14-17** NFLPA Rookie Premiere.
- May 19-20** Spring League Meeting, Marina Del Ray, California.
- July 5** At 3 p.m. CT, deadline for any club that designated a Franchise Player to sign such player to a multiyear contract or extension. After this date, the player may sign only a one-year contract with his prior club for the 2020 season, and such contract cannot be extended until after the club's last regular season game.
- Mid-July** Clubs are permitted to open preseason training camp for rookies beginning seven days prior to the club's earliest permissible mandatory reporting date for veteran players. Veteran players other than quarterbacks or "injured players" may report to a club's preseason training camp no earlier than 15 days prior to the club's first scheduled preseason game or July 15, whichever is later. Veteran quarterbacks and injured players may be required to report to the club's preseason training camp no earlier than five days immediately prior to the mandatory reporting date for all other veteran players, provided the club has already opened (or simultaneously opens) its official preseason training camp for all rookies and first-year players. A three-day acclimation period will apply to players who are on a club's roster up to and including the mandatory veteran reporting date. Players who rejoin the roster after that date may practice (including wearing pads) and play immediately after passing a physical.
- August 6-9** Hall of Fame Weekend, Canton, Ohio.
- September 5** Prior to 3:00 p.m. CT, clubs must reduce rosters to a maximum of 53 players on the Active/Inactive List. Simultaneously with the cut-down to 53, clubs that have players in the categories of Active/Physically Unable to Perform or Active/Non-Football Injury or Illness must select one of the following options: place player on Reserve/Physically Unable to Perform or Reserve/Non-Football Injury or Illness, whichever is applicable; request waivers; terminate contract; trade contract; or continue to count the player on the Active List.
- September 6** Clubs may establish a practice squad of 10 players.
- September 10-14** NFL Kickoff Weekend.

2019 TALE OF THE TAPE

| OFFENSE | 2019 | Rank | NFL/Avg |
|-------------------|-------|------|---------|
| GAMES (Won-Lost) | 9-7 | --- | --- |
| FIRST DOWNS | 317 | 17 | 324.0 |
| Rushing | 104 | 11t | 97.3 |
| Passing | 177 | 23 | 193.8 |
| Penalty | 36 | 10t | 32.9 |
| YDS GAINED (tot) | 5805 | 12 | 5565.8 |
| Avg per Game | 362.8 | 12 | 347.9 |
| RUSHING (net) | 2223 | 3 | 1806.4 |
| Avg per Game | 138.9 | 3 | 112.9 |
| Rushes | 445 | 10 | 418.3 |
| Yards per Rush | 5.0 | 3 | 4.3 |
| PASSING (net) | 3582 | 21 | 3759.4 |
| Avg per Game | 223.9 | 21 | 235.0 |
| Passes Att. | 448 | 31 | 557.9 |
| Completed | 297 | 31 | 354.1 |
| Pct Completed | 66.3 | 7 | 63.5 |
| Yards Gained | 3956 | 21 | 4028.5 |
| Sacked | 56 | 30 | 39.9 |
| Yards Lost | 374 | 30 | 269.1 |
| Had Intercepted | 8 | 5t | 12.8 |
| Yards Opp Ret | 204 | 22 | 162.8 |
| Opp TDs on Int | 0 | 1t | 1.1 |
| PUNTS | 78 | 6t | 67.5 |
| Avg Yards | 47.1 | 2 | 45.2 |
| PUNT RETURNS | 22 | 27t | 27.4 |
| Avg Return | 7.7 | 13 | 7.6 |
| Returned for TD | 0 | 7t | 0.2 |
| KICKOFF RETURNS | 30 | 16 | 29.3 |
| Avg Return | 21.3 | 23 | 22.5 |
| Returned for TD | 0 | 8t | 0.2 |
| PENALTIES | 99 | 8 | 107.8 |
| Yards Penalized | 932 | 20 | 915.8 |
| FUMBLES BY | 21 | 15t | 20.3 |
| Fumbles Lost | 9 | 15t | 9.4 |
| Opp Fumbles | 16 | 22t | 20.3 |
| Opp Fum Lost | 9 | 14t | 9.4 |
| POSS. TIME (avg) | 28:31 | 30 | 30:00 |
| TOUCHDOWNS | 54 | 3t | 41.6 |
| Rushing | 21 | 2t | 14.0 |
| Passing | 29 | 8t | 24.9 |
| Returns | 4 | 6t | 2.8 |
| EXTRA-PT KICKS | 50/52 | 2 | 94% |
| 2-PT CONVERSIONS | 1/2 | 14t | 48% |
| FIELD GOALS/FGA | 8/18 | 32 | 25/31 |
| POINTS SCORED | 402 | 10 | 365.0 |
| TURNOVER MARGIN | +6 | 9 | 0 |
| DEFENSE | 2019 | Rank | NFL/Avg |
| POINTS ALLOWED | 331 | 12 | 365.0 |
| OPP FIRST DOWNS | 335 | 20 | 324.0 |
| Rushing | 95 | 14 | 97.3 |
| Passing | 213 | 25 | 193.8 |
| Penalty | 27 | 5 | 32.9 |
| OPP YARDS GAINED | 5752 | 21 | 5565.8 |
| Avg per Game | 359.5 | 21 | 347.9 |
| OPP RUSHING (net) | 1672 | 12 | 1806.4 |
| Avg per Game | 104.5 | 12 | 112.9 |
| Rushes | 415 | 16 | 418.3 |
| Yards per Rush | 4.0 | 7 | 4.3 |
| OPP PASSING (net) | 4080 | 24 | 3759.4 |
| Avg per Game | 255.0 | 24 | 235.0 |
| Passes Att. | 598 | 26t | 557.9 |
| Completed | 386 | 28 | 354.1 |
| Pct Completed | 64.5 | 23 | 63.5 |
| Sacked | 43 | 13t | 39.9 |
| Yards Lost | 276 | 14 | 269.1 |
| INTERCEPTED BY | 14 | 8t | 12.8 |
| Yards Returned | 158 | 16 | 162.8 |
| Returned for TD | 1 | 11t | 1.1 |
| OPP PUNT RETURNS | 30 | 22t | 27.4 |
| Avg return | 9.0 | 26 | 7.6 |
| OPP KICKOFF RET | 37 | 25t | 29.3 |
| Avg return | 23.7 | 20 | 22.5 |
| OPP TOUCHDOWNS | 39 | 12t | 41.6 |
| Rushing | 14 | 17t | 14.0 |
| Passing | 25 | 17t | 24.9 |
| Returns | 0 | 1t | 2.8 |

★ ★ ★

2019 INDIVIDUAL NFL RANKINGS

(qualifiers only, where applicable)

| Category | Player | Stat | NFL Rank |
|-----------------|-------------------|-------|----------|
| Passer Rating | Ryan Tannehill | 117.5 | 1 |
| Passing Yards | Ryan Tannehill | 2,742 | 28 |
| Passing TDs | Ryan Tannehill | 22 | 16t |
| Rushing Yards | Derrick Henry | 1,540 | 1 |
| Rushing Average | Derrick Henry | 5.08 | 6 |
| Rushing TDs | Derrick Henry | 16 | 1t |
| Receptions | A.J. Brown | 52 | 61t |
| Receiving Yards | A.J. Brown | 1,051 | 24 |
| Receiving TDs | A.J. Brown | 8 | 9t |
| Sacks | Harold Landry III | 9.0 | 22t |
| Interceptions | Kevin Byard | 5 | 4t |

WHERE THE TITANS RANKED IN 2019

2019 OFFENSIVE STATISTICS AND NFL RANKING

| OFFENSIVE STATS | STAT (RANK) |
|------------------------|-------------|
| Yards / Game | 362.8 (12) |
| Yards / Play | 6.12 (4) |
| Rushing Yards / Game | 138.9 (3) |
| Rushing Yards / Play | 5.00 (3) |
| Passing Yards / Game | 223.9 (21) |
| Passing Yards / Play | 8.00 (1) |
| Interception Rate | 1.79% (10) |
| Sacks / Pass Attempt | 12.50% (32) |
| First Downs / Game | 19.8 (17) |
| Punt Return Avg | 7.7 (13) |
| Kickoff Return Avg | 21.3 (23) |
| Field Goals Made | 44.44% (32) |
| 3rd Down Pct | 37.84% (18) |
| 4th Down Pct | 28.57% (30) |
| Red Zone Pct | 75.56% (1) |
| Goal to Go% | 88.00% (1) |
| Avg Time of Possession | 28:31 (29) |
| Points / Game | 25.1 (10) |
| Turnover Ratio | +6 (9) |

2019 DEFENSIVE STATISTICS AND NFL RANKING

| DEFENSIVE STATS | STAT (RANK) |
|---------------------------|-------------|
| Yards / Game | 359.5 (21) |
| Yards / Play | 5.45 (16) |
| Rushing Yards / Game | 104.5 (12) |
| Rushing Yards / Play | 4.03 (7) |
| Passing Yards / Game | 255.0 (24) |
| Passing Yards / Play | 6.82 (19) |
| Interception Rate | 2.34% (15) |
| Sacks / Pass Attempt | 7.19% (17) |
| First Downs / Game | 20.9 (20) |
| Punt Return Avg | 9.0 (26) |
| Kickoff Return Avg | 23.7 (20) |
| 3rd Down Pct | 36.27% (8) |
| 4th Down Pct | 40.00% (8) |
| Red Zone Pct | 68.09% (31) |
| Goal to Go% | 70.97% (16) |
| Points / Game | 20.7 (12) |
| Point Differential / Game | 4.4 (8) |
| Yard Differential / Game | 3.3 (15) |

TITANS 2019 GAME-BY-GAME THUMBNAILS

Week 1 • Sept. 8, 2019 • TITANS 43 at Browns 13 • 1-0

Marcus Mariota opens the season with three touchdown passes, while the Titans defense contributes three interceptions, five sacks and a safety—a first in franchise history for the defense with that combination ... All three interceptions come in the fourth quarter and lead to Titans touchdowns ... Delanie Walker accounts for two touchdowns, and Derrick Henry adds a 75-yard touchdown reception on a screen play ... Cameron Wake records 2.5 sacks and a safety, while Logan Ryan posts an interception and 1.5 sacks.

Week 2 • Sept. 15, 2019 • COLTS 19 at Titans 17 • 1-1

Jacoby Brissett completes the game-winning four-yard touchdown pass to T.Y. Hilton with 4:38 on the clock in the fourth quarter ... The Colts convert 50 percent on third down (7-14) and limit the Titans to 10 percent (1-10) ... Brissett totals three touchdown passes, while Marcus Mariota completes one touchdown pass to offensive lineman David Quessenberry ... Derrick Henry (81 rushing yards) adds the other touchdown on a one-yard run.

Week 3 • Sept. 19, 2019 • Titans 7 at JAGUARS 20 • 1-2

The Jaguars score 14 points in the first quarter, including a touchdown on a possession resulting from a muffed Titans punt return ... Jaguars rookie Gardner Minshew II tosses two touchdown passes ... Titans quarterback Marcus Mariota is sacked nine times, with Calais Campbell accounting for three sacks and Josh Allen and Dawuane Smoot accounting for two sacks each ... Derrick Henry rushes for the Titans' lone touchdown in the fourth quarter ... Leonard Fournette is held to negative rushing yards before a 69-yard run late in the fourth quarter.

Week 4 • Sept. 29, 2019 • TITANS 24 at Falcons 10 • 2-2

The Titans end a two game losing streak as Marcus Mariota passes for 227 yards and three touchdowns, including a pair of scoring tosses to rookie wide receiver A.J. Brown (94 total yards) ... Corey Davis adds five catches for 91 yards and a score ... Derrick Henry has 18 rushing attempts for 71 yards in the second half alone, ending with 27 carries for 100 yards ... The Titans defense records five sacks against Matt Ryan, including a pair by outside linebacker Harold Landry.

Week 5 • Oct. 6, 2019 • BILLS 14 at Titans 7 • 2-3

Bills quarterback Josh Allen throws two touchdown passes, including a seven-yarder to Duke Williams in the fourth quarter that proves to be the game-winning score ... Derrick Henry scores the Titans' lone touchdown on a one-yard run ... Cairo Santos misses all four field goal attempts for the Titans ... Marcus Mariota is sacked five times by Bills defenders, including three sacks by defensive tackle Jordan Phillips, while the Titans record four sacks of Allen.

Week 6 • Oct. 13, 2019 • Titans 0 at BRONCOS 16 • 2-4

The Titans suffer their first shutout loss since Oct. 14, 2018 vs. Baltimore ... The Broncos intercept Titans quarterbacks three times—the first two on passes by Marcus Mariota and the final time on a pass by Ryan Tannehill ... Tannehill relieves Mariota during the third quarter ... The Broncos limit Derrick Henry to 28 yards on 15 rushing attempts ... Brandon McManus boots three field goals for the Broncos, and Phillip Lindsay adds a touchdown.

Week 7 • Oct. 20, 2019 • Chargers 20 at TITANS 23 • 3-4

The Titans defense produces a goal-line stand in the final minute to preserve a victory ... Jurrell Casey's recovery of a Melvin Gordon III fumble in the end zone for a touchback (fumble forced by Wesley Woodyard) clinches the victory after a replay review changes the play from down-by-contact to a fumble recovery ... Ryan Tannehill records his first start for the Titans and goes 23-of-29 passing for 312 yards and two touchdowns ... Philip Rivers passes for 329 yards and two scores for the Chargers.

Week 8 • Oct. 27, 2019 • Buccaneers 23 at TITANS 27 • 4-4

The Titans defense totals three sacks and four takeaways ... Ryan Tannehill's third touchdown pass is a go-ahead eight-yard touchdown strike to rookie A.J. Brown in the fourth quarter, capping a 90-yard drive ... Mike Evans (11 receptions, two touchdowns) records 198 of Jameis Winston's 301 passing yards for the Buccaneers ... Winston is intercepted by cornerbacks Malcolm Butler and Logan Ryan, the latter of which seals the outcome in the final 30 seconds.

Week 9 • Nov. 3, 2019 • Titans 20 at PANTHERS 30 • 4-5

Panthers running back Christian McCaffrey rushes for 146 yards and two touchdowns and adds 20 yards and a touchdown receiving ... First-year quarterback Kyle Allen (232 yards, two touchdowns) earns a win for the Panthers ... The Titans fall behind 17-0 in the first half ... Ryan Tannehill passes for 331 yards and one touchdown and adds a rushing touchdown ... The Titans are victimized for three turnovers and called for 11 penalties ... Derrick Henry rushes for one score and scores once more on a reception.

Week 10 • Nov. 10, 2019 • Chiefs 32 at TITANS 35 • 5-5

Ryan Tannehill completes a game-winning 23-yard touchdown pass to Adam Humphries with 23 seconds remaining in the fourth quarter ... The Chiefs fail on two potential late field goals, including an aborted play and Joshua Kalu's block of Harrison Butler's 52-yard attempt ... Derrick Henry rushes for 188 yards and two touchdowns, including a 68-yard score ... Linebacker Rashaan Evans scores on a 53-yard fumble return ... Patrick Mahomes returns from injury to lead the Chiefs with 446 passing yards, the most allowed by the Titans in franchise history.

Week 12 • Nov. 24, 2019 • Jaguars 20 at TITANS 42 • 6-5

After leading 7-3 at halftime, the Titans score 28 points in the third quarter to tie a franchise record for third-quarter scoring ... Derrick Henry rushes for 159 and two touchdowns, including a 74-yard touchdown and then a seven-yard touchdown on the offense's next play ... The Titans offense scores on three consecutive scrimmage plays ... Ryan Tannehill passes for two touchdowns and rushes for two touchdowns for the first time in his career ... A.J. Brown leads team with 135 receiving yards on four catches, including a 65-yard score.

Week 13 • Dec. 1, 2019 • TITANS 31 at Colts 17 • 7-5

The Titans erase a 10-point deficit in the second half, taking the lead with 5:02 remaining in the fourth quarter on Tye Smith's 63-yard touchdown return after Dane Cruikshank blocks a 46-yard field goal attempt by Adam Vinatieri ... The Titans block two total field goals (Austin Johnson) ... Derrick Henry rushes for 149 yards and a score ... Ryan Tannehill passes for two touchdowns, including a 40-yarder to Kalif Raymond in the fourth quarter ... The Titans defense intercepts Jacoby Brissett twice (Kevin Byard, Logan Ryan) and notches three sacks ... Tannehill is sacked six times by the Colts.

Week 14 • Dec. 8, 2019 • TITANS 42 at Raiders 21 • 8-5

The Titans make their final scheduled appearance in Oakland before the Raiders relocate to Las Vegas ... Ryan Tannehill (391 passing yards), A.J. Brown (153 receiving) and Derrick Henry (103 rushing) give the Titans their first 300-100-100 trio since 2009 ... Tannehill throws three touchdown passes, including a 91-yarder to Brown ... The Titans outscore the Raiders 21-0 in the second half ... The Titans total 552 yards ... Henry rushes for two scores, and Brown has two touchdown catches ... Linebacker Jayon Brown helps seal the outcome with a 47-yard fumble return touchdown.

Week 15 • Dec. 15, 2019 • TEXANS 24 at Titans 21 • 8-6

The Titans erase a 14-0 deficit in the second half before the Texans retake the lead with 10 points in the fourth quarter ... Deshaun Watson completes two touchdown passes to Kenny Stills in the second quarter ... Whitney Mercilus intercepts a Ryan Tannehill pass to Anthony Firkser at Houston's two-yard line and returns the ball 86 yards to help set up Houston's first touchdown ... A.J. Brown leads the Titans with eight receptions for 114 yards, including a touchdown ... The Titans intercept two passes deep in their own territory, including an interception by Jayon Brown in the end zone.

Week 16 • Dec. 22, 2019 • SAINTS 38 at Titans 28 • 8-7

The Saints score 24 consecutive points after the Titans take a 14-0 lead in the first half ... Ryan Tannehill and Drew Brees each complete three touchdown passes without throwing an interception ... Tannehill is sacked five times ... Saints wideout Michael Thomas catches 12 passes for 136 yards and a score late in the fourth quarter to help put the game out of reach ... Thomas' touchdown is preceded by a fumble recovery by the Saints defense in its own territory on a pass from Tannehill to receiver Kalif Raymond.

Week 17 • Dec. 29, 2019 • TITANS 35 at Texans 14 • 9-7

The Titans earn a playoff berth with their first win at Houston since the 2011 finale ... Derrick Henry rushes for 211 yards and three scores, securing the NFL's season rushing title on a 53-yard touchdown run late in the fourth quarter ... Ryan Tannehill passes for 198 and two scores, while A.J. Brown hauls in four passes for 124 yards and a touchdown ... AJ McCarron starts at quarterback for the Texans, as Deshaun Watson and several other starters rest with a playoff spot secured.

Wild Card Round • Jan. 4, 2020 • TITANS 20 at Patriots 13 • 10-7

The sixth-seeded Titans defeat the third-seeded Patriots, as Derrick Henry rushes for 182 yards and a touchdown on 34 carries ... Henry sets franchise postseason records in rushing yards, rushing attempts and scrimmage yards (204) ... Ryan Tannehill passes for 72 yards, including a 12-yard touchdown to tight end Anthony Firkser ... Cornerback Logan Ryan caps the win with a nine-yard interception return for a touchdown ... Tom Brady and the Patriots offense is shut out by the Titans defense in the second half.

Divisional Round • Jan. 11, 2020 • TITANS 28 at Ravens 12 • 11-7

The Titans never trail after scoring the game's first 14 points, defeating the AFC's No. 1 seeded Ravens ... Derrick Henry rushes for 195 yards on 30 carries, including a 66-yard run to set up a play in which he completes a three-yard touchdown pass to receiver Corey Davis ... The Titans defense produces three takeaways and four sacks of Ravens quarterback Lamar Jackson, who despite the loss passes for 365 yards and rushes for 143 yards ... The Ravens are stopped four times by the Titans defense on fourth down ... Ryan Tannehill passes for two touchdowns and rushes for one score.

AFC Championship Game • Jan. 19, 2020 • Titans 24 at CHIEFS 35 • 11-8

The eventual Super Bowl champion Chiefs rally from a pair of 10-point deficits in the first half (10-0 and 17-7), taking the lead late in the second quarter on a 27-yard touchdown run by quarterback Patrick Mahomes ... The Chiefs score two touchdowns in the fourth quarter to pull away, first on Damien Williams' three-yard run and then Mahomes' 60-yard pass to Sammy Watkins ... Mahomes throws for 294 yards and three touchdowns, while Ryan Tannehill passes for 209 yards and two scores ... The Chiefs limit Derrick Henry to 69 rushing yards and one touchdown on 19 attempts.

REGULAR TITANS LINEUP

OFFENSIVE STARTERS

WR 84-Corey Davis (6-3, 209, 3rd Year, Western Michigan) - The fifth-overall draft pick in 2017 led the Titans in receptions (142) and receiving yards (1,867) over his first three seasons. He had 43 catches for 601 yards and two touchdowns in 2019.

| | G | GS | Rec | Yds | Avg | Lg | TD |
|---------------|----|----|-----|-------|------|----|----|
| 2019 | 15 | 11 | 43 | 601 | 14.0 | 38 | 2 |
| Career | 42 | 36 | 142 | 1,867 | 13.1 | 51 | 6 |
| 2019 Playoffs | 3 | 3 | 6 | 68 | 11.3 | 22 | 1 |

TE 81-Jonnu Smith (6-3, 248, 3rd Year, Florida International) - The 2017 third-round draft pick was the team's leading receiver among tight ends from 2018 through 2019 with 55 receptions, 697 yards and six touchdowns.

| | G | GS | Rec | Yds | Avg | Lg | TD |
|---------------|----|----|-----|-----|------|----|----|
| 2019 | 16 | 14 | 35 | 439 | 12.5 | 57 | 3 |
| Career | 45 | 39 | 73 | 854 | 11.7 | 61 | 8 |
| 2019 Playoffs | 3 | 3 | 6 | 59 | 9.8 | 22 | 1 |

LT 77-Taylor Lewan (6-7, 309, 6th Year, Michigan) - The team's first-round pick in 2014 (11th overall) started 80 total games at left tackle in his first six seasons. From 2016-18, he started all but one game and was voted to the Pro Bowl in all three seasons.

2019 G/GS: 12/12, Career G/GS: 85/80, 2019 Playoffs G/GS: 3/3

LG 76-Rodger Saffold (6-5, 325, 10th Year, Indiana) - The former second-round pick was signed in 2019 as an unrestricted free agent from the Rams. He started every game at left guard in 2019, his second consecutive season to do so.

2019 G/GS: 16/16, Career G/GS: 130/127, 2019 Playoffs G/GS: 3/3

C 60-Ben Jones (6-3, 308, 8th Year, Georgia) - Added as an unrestricted free agent in 2016, the former fourth-round pick played in 64 games in four previous seasons with the Houston Texans. He started 63 of 64 possible games during his first four seasons in Tennessee.

2019 G/GS: 15/15, Career G/GS: 127/106, 2019 Playoffs G/GS: 3/3

RG 64-Nate Davis (6-3, 316, Rookie, Charlotte) - The 2019 third-round pick appeared in 41 games with 37 starts at Charlotte. As a rookie, he started 12 contests at right guard.

2019/Career G/GS: 13/12, 2019 Playoffs G/GS: 3/3

RT 78-Jack Conklin (6-6, 308, 4th Year, Michigan State) - The eighth-overall draft pick in 2016 was named first-team All-Pro as a rookie and started all 16 games at right tackle in three of his first four NFL seasons (2016-17, 2019).

2019 G/GS: 16/16, Career G/GS: 57/57, 2019 Playoffs G/GS: 3/3

WR 10-Adam Humphries (5-11, 195, 5th Year, Clemson) - After entering the NFL as a rookie free agent, Humphries played four seasons in Tampa Bay before signing with the Titans in 2019. He appeared in 12 games in his first season in Tennessee, totaling 37 receptions for 374 yards and two scores.

| Receiving | G | GS | Rec | Yds | Avg | Lg | TD |
|---------------|----|----|-----|-------|------|----|----|
| 2019 | 12 | 3 | 37 | 374 | 10.1 | 30 | 2 |
| Career | 72 | 20 | 256 | 2,703 | 10.6 | 51 | 11 |
| 2019 Playoffs | 1 | 0 | 4 | 25 | 6.3 | 9 | 0 |

| Returns | PR | FC | Yds | Avg | Lg | TD | KR | Yds | Avg | Lg | TD |
|--------------|----|----|-----|-----|----|----|----|-----|------|----|----|
| 2019 | 12 | 19 | 78 | 6.5 | 21 | 0 | 0 | 0 | 0.0 | 0 | 0 |
| Career | 63 | 63 | 503 | 8.0 | 25 | 0 | 6 | 64 | 10.7 | 17 | 0 |
| '19 Playoffs | 0 | 0 | 0 | - | - | 0 | 0 | 0 | - | - | 0 |

WR 11-A.J. Brown (6-1, 226, Rookie, Mississippi) - The second-round pick led all rookie receivers in 2019 with 1,051 receiving yards and ranked second in the NFL in receiving average (20.2). No NFL player had more receiving yards than him (605) over the final six games of 2019.

| | G | GS | Rec | Yds | Avg | Lg | TD |
|---------------|----|----|-----|-------|------|----|----|
| 2019/Career | 16 | 11 | 52 | 1,051 | 20.2 | 91 | 8 |
| 2019 Playoffs | 3 | 3 | 5 | 64 | 12.8 | 37 | 0 |

QB 17-Ryan Tannehill (6-4, 217, 8th Year, Texas A&M) - Acquired via trade from Miami in 2019, Tannehill took over the starting role for the Titans in Week 7. He was named to his first Pro Bowl after leading the NFL in passer rating (117.5) and passing average (9.6).

| | G | GS | Att | Cmp | Pct | Yds | TD | Int | Lg | Sk | Rate |
|--------------|-----|----|-------|-------|------|--------|-----|-----|----|-----|-------|
| 2019 | 12 | 10 | 286 | 201 | 70.3 | 2,742 | 22 | 6 | 91 | 31 | 117.5 |
| Career | 100 | 98 | 3,197 | 2,030 | 63.5 | 23,176 | 145 | 81 | 91 | 279 | 89.8 |
| '19 Playoffs | 3 | 3 | 60 | 36 | 60.0 | 369 | 5 | 1 | 45 | 5 | 98.5 |

RB 22-Derrick Henry (6-3, 247, 4th Year, Alabama) - The 2016 second-round pick and former Heisman winner led the Titans in rushing in 2017 (744 yards) and 2018 (1,059). In 2019, he earned Pro Bowl honors and won the NFL rushing title (1,540), followed by 446 playoff rushing yards.

| | G | GS | Att | Yds | Avg | Lg | TD | Rec | Yds | Avg | Lg | TD |
|--------------|----|----|-----|-------|-----|----|----|-----|-----|------|----|----|
| 2019 | 15 | 15 | 303 | 1,540 | 5.1 | 74 | 16 | 18 | 206 | 11.4 | 75 | 2 |
| Career | 62 | 31 | 804 | 3,833 | 4.8 | 99 | 38 | 57 | 578 | 10.1 | 75 | 3 |
| '19 Playoffs | 3 | 3 | 83 | 446 | 5.4 | 66 | 2 | 5 | 21 | 4.2 | 22 | 0 |

OFFENSIVE RESERVES

TE 86-Anthony Firkser (6-2, 246, 2nd year, Harvard) - The former undrafted free agent appeared in a career-high 15 games in 2019.

| | G | GS | Rec | Yds | Avg | Lg | TD |
|---------------|----|----|-----|-----|------|----|----|
| 2019 | 15 | 1 | 14 | 204 | 14.6 | 39 | 1 |
| Career | 27 | 1 | 33 | 429 | 13.0 | 39 | 2 |
| 2019 Playoffs | 3 | 0 | 3 | 45 | 15.0 | 22 | 2 |

T/G 71-Dennis Kelly (6-8, 321, 8th Year, Purdue) - The former fifth-round pick was acquired in a 2016 trade with the Eagles. In his first four seasons in Tennessee, he played in 58 games, with five starts at right tackle in 2018 and four starts at left tackle in 2019.

2019 G/GS: 15/4, Career G/GS: 88/31, 2019 Playoffs G/GS: 3/0

RB 33-Dion Lewis (5-8, 195, 8th Year, Pittsburgh) - The former fifth-round pick of the Eagles was signed as a free agent in 2018 after spending three seasons in New England. He played in all 32 games in his first two seasons in Tennessee, totaling 726 rushing yards and 564 receiving yards.

| | G | GS | Att | Yds | Avg | Lg | TD | Rec | Yds | Avg | Lg | TD |
|--------------|----|----|-----|-------|-----|----|----|-----|-------|-----|----|----|
| 2019 | 16 | 1 | 54 | 209 | 3.9 | 17 | 0 | 25 | 164 | 6.6 | 24 | 1 |
| Career | 86 | 27 | 538 | 2,310 | 4.3 | 44 | 11 | 172 | 1,281 | 7.4 | 40 | 7 |
| '19 Playoffs | 3 | 0 | 2 | 8 | 4.0 | 6 | 0 | 2 | 14 | 7.0 | 8 | 0 |

QB 8-Marcus Mariota (6-4, 222, 5th Year, Oregon) - The 2015 second-overall draft pick became the fifth quarterback in NFL history with at least 12,000 passing yards (12,004) and 1,200 rushing yards (1,270) in his first four seasons. He is the all-time franchise career leader in passer rating and completion percentage.

| Passing | G | GS | Att | Cmp | Pct | Yds | TD | Int | Lg | Sk | Rate |
|--------------|----|----|-------|-------|-------|--------|----|-----|----|-----|------|
| 2019 | 7 | 6 | 160 | 95 | 59.4 | 1,203 | 7 | 2 | 75 | 25 | 92.3 |
| Career | 63 | 61 | 1,765 | 1,110 | 62.9 | 13,207 | 76 | 44 | 75 | 155 | 89.6 |
| '19 Playoffs | 3 | 0 | 1 | 1 | 100.0 | 4 | 0 | 0 | 4 | 0 | 83.3 |

| Rushing | Att | Yds | Avg | Lg | TD |
|--------------|-----|-------|-----|----|----|
| 2019 | 24 | 129 | 5.4 | 15 | 0 |
| Career | 242 | 1,399 | 5.8 | 87 | 11 |
| '19 Playoffs | 1 | 5 | 5.0 | 5 | 0 |

TE 85-MyCole Pruitt (6-2, 245, 4th year, Southern Illinois) - Pruitt was signed off Houston's practice squad in September 2018 after previous stints with the Vikings and Bears. He played in 31 games in his first two seasons in Tennessee, totaling 15 catches for 192 yards and two scores.

| | G | GS | Rec | Yds | Avg | Lg | TD |
|---------------|----|----|-----|-----|------|----|----|
| 2019 | 16 | 10 | 6 | 90 | 15.0 | 42 | 1 |
| Career | 52 | 14 | 27 | 294 | 10.9 | 42 | 2 |
| 2019 Playoffs | 3 | 1 | 4 | 28 | 7.0 | 15 | 0 |

WR 14-Kalif Raymond (5-8, 182, 2nd Year, Holy Cross) - After joining the Titans practice squad in 2018, he posted career highs with nine catches, 170 receiving yards and a touchdown in 2019.

| Receiving | G | GS | Rec | Yds | Avg | Lg | TD |
|---------------|----|----|-----|-----|------|----|----|
| 2019 | 8 | 1 | 9 | 170 | 18.9 | 52 | 1 |
| Career | 20 | 1 | 10 | 182 | 18.2 | 52 | 1 |
| 2019 Playoffs | 2 | 0 | 1 | 45 | 45.0 | 45 | 1 |

| Returns | PR | FC | Yds | Avg | Lg | TD | KR | Yds | Avg | Lg | TD |
|--------------|----|----|-----|------|----|----|----|-----|------|----|----|
| 2019 | 4 | 7 | 45 | 11.3 | 14 | 0 | 18 | 403 | 22.4 | 45 | 0 |
| Career | 33 | 25 | 255 | 7.7 | 25 | 0 | 38 | 811 | 21.3 | 45 | 0 |
| '19 Playoffs | 1 | 2 | 9 | 9.0 | 9 | 0 | 4 | 68 | 17.0 | 22 | 0 |

WR 19-Tajae Sharpe (6-2, 194, 4th year, Massachusetts) - The fifth-round pick had 41 catches as a rookie in 2016, spent 2017 on injured reserve, and played 16 games in 2018. In 2019, he had a career-high four touchdowns.

| | G | GS | Rec | Yds | Avg | Lg | TD |
|---------------|----|----|-----|-------|------|----|----|
| 2019 | 15 | 6 | 25 | 329 | 13.2 | 47 | 4 |
| Career | 47 | 29 | 92 | 1,167 | 12.7 | 47 | 8 |
| 2019 Playoffs | 3 | 1 | 1 | 6 | 6.0 | 6 | 0 |

TE 82-Delanie Walker (6-2, 248, 14th Year, Central Missouri) - The 2013 free agent acquisition played seven years with the 49ers before arriving in Tennessee. From 2013-17, he had more receptions (356) than any other tight end. He was limited to eight total games from 2018 (one game) through 2019 (seven) due to injuries.

| | G | GS | Rec | Yds | Avg | Lg | TD |
|---------------|-----|-----|-----|-------|------|----|----|
| 2019 | 7 | 4 | 21 | 215 | 10.2 | 29 | 2 |
| Career | 183 | 100 | 504 | 5,888 | 11.7 | 68 | 36 |
| 2019 Playoffs | 0 | 0 | 0 | 0 | - | - | 0 |

REGULAR TITANS LINEUP

SPECIALISTS

P 6-Brett Kern (6-2, 214, 12th Year, Toledo) - Claimed off waivers from the Broncos during the 2009 season, he was named to the Pro Bowl in 2017, 2018 and 2019. He is the franchise's career and single-season leader (2017) in both gross and net punting average.

| | G | Punt | Blk | Yds | Avg | Lg | TB | I20 | NetAvg |
|--------------|-----|------|-----|--------|------|----|----|-----|--------|
| 2019 | 16 | 78 | 0 | 3,672 | 47.1 | 70 | 2 | 37 | 43.1 |
| Career | 192 | 912 | 5 | 41,928 | 46.0 | 79 | 54 | 355 | 40.4 |
| '19 Playoffs | 3 | 15 | 0 | 729 | 48.6 | 63 | 4 | 6 | 41.3 |

K 7-Greg Joseph (6-0, 210, 2nd Year, Florida Atlantic) - The former undrafted free agent was signed in Week 16 after spending time on Carolina's practice squad. He played 14 games with the Browns in 2018.

| | G | FGM | FGA | Pct | Lg | XPM | XPA | Pts |
|---------------|----|-----|-----|-------|----|-----|-----|-----|
| 2019 | 2 | 0 | 0 | 0.0 | 0 | 9 | 9 | 9 |
| Career | 16 | 17 | 20 | 85.0 | 51 | 34 | 38 | 85 |
| 2019 Playoffs | 3 | 1 | 1 | 100.0 | 30 | 9 | 9 | 12 |

DEFENSIVE STARTERS

DE 98-Jeffery Simmons (6-4, 305, Rookie, Mississippi State) - The two-time All-SEC selection and 19th overall draft pick began the season on reserve/non-football injury. He registered two sacks in nine regular season games as a rookie.

| | GP | GS | Tackle | Sack | TFL | QBP | Int | PD | FF | FR |
|--------------|----|----|--------|------|-----|-----|-----|----|----|----|
| 2019/Career | 9 | 7 | 40 | 2.0 | 2 | 14 | 0 | 1 | 0 | 0 |
| '19 Playoffs | 3 | 0 | 4 | 0.0 | 0 | 3 | 0 | 0 | 0 | 1 |

NT 90-DaQuan Jones (6-4, 322, 6th Year, Penn State) - The 2014 fourth-round pick started every contest from 2015-16 and 2018-19. He set career highs in 2019 with 21 quarterback pressures and three passes defended.

| | GP | GS | Tackle | Sack | TFL | QBP | Int | PD | FF | FR |
|--------------|----|----|--------|------|-----|-----|-----|----|----|----|
| 2019 | 16 | 16 | 50 | 1.0 | 1 | 21 | 0 | 3 | 0 | 0 |
| Career | 83 | 77 | 234 | 7.0 | 11 | 70 | 0 | 4 | 1 | 2 |
| '19 Playoffs | 3 | 3 | 9 | 0.5 | 0 | 3 | 0 | 0 | 0 | 0 |

DT 99-Jurrell Casey (6-1, 305, 9th Year, USC) - The third-round draft pick only missed five games in his first nine seasons. He earned second-team AP All-Pro honors in 2013 and was named to the Pro Bowl every year from 2015-19. He had at least five sacks every year from 2013-2019.

| | GP | GS | Tackle | Sack | TFL | QBP | Int | PD | FF | FR |
|--------------|-----|-----|--------|------|-----|-----|-----|----|----|----|
| 2019 | 14 | 14 | 61 | 5.0 | 3 | 30 | 0 | 0 | 1 | 2 |
| Career | 139 | 137 | 672 | 51.0 | 58 | 221 | 0 | 16 | 8 | 5 |
| '19 Playoffs | 3 | 3 | 11 | 2.5 | 0 | 5 | 0 | 0 | 1 | 0 |

OLB 44-Kamalei Correa (6-3, 241, 4th Year, Boise State) - The second-round pick was acquired in August 2018 in a trade with Baltimore, where he played in 25 games in two seasons. After 3.5 sacks in 2018, he set career highs with five starts and five sacks in 2019.

| | GP | GS | Tackle | Sack | TFL | QBP | Int | PD | FF | FR |
|--------------|----|----|--------|------|-----|-----|-----|----|----|----|
| 2019 | 16 | 5 | 37 | 5.0 | 2 | 7 | 0 | 2 | 0 | 1 |
| Career | 54 | 13 | 75 | 8.5 | NA | NA | 0 | 4 | 2 | 1 |
| '19 Playoffs | 3 | 3 | 16 | 2.0 | 0 | 2 | 0 | 0 | 0 | 0 |

ILB 54-Rashaan Evans (6-2, 232, 2nd Year, Alabama) - Drafted 22nd overall in 2018, he played in 15 games with seven starts as a rookie. In 2019, he led the team with 139 tackles and 11 tackles for loss.

| | GP | GS | Tackle | Sack | TFL | QBP | Int | PD | FF | FR |
|--------------|----|----|--------|------|-----|-----|-----|----|----|----|
| 2019 | 16 | 16 | 139 | 2.5 | 11 | 11 | 0 | 1 | 0 | 1 |
| Career | 31 | 23 | 202 | 2.5 | 13 | 17 | 0 | 4 | 0 | 1 |
| '19 Playoffs | 3 | 3 | 22 | 0.0 | 3 | 2 | 0 | 0 | 0 | 0 |

ILB 55-Jayon Brown (6-0, 226, 3rd Year, UCLA) - The 2017 fifth-round pick appeared in 46 games in his first three seasons. After posting six sacks in 2018, he set career highs in 2019 with 117 tackles (third on team) and nine passes defended.

| | GP | GS | Tackle | Sack | TFL | QBP | Int | PD | FF | FR |
|--------------|----|----|--------|------|-----|-----|-----|----|----|----|
| 2019 | 14 | 14 | 117 | 1.0 | 4 | 7 | 1 | 9 | 0 | 1 |
| Career | 46 | 23 | 291 | 8.5 | 12 | 31 | 2 | 20 | 2 | 3 |
| '19 Playoffs | 2 | 2 | 8 | 0.0 | 0 | 0 | 0 | 1 | 0 | 0 |

OLB 98-Harold Landry III (6-2, 252, 2nd Year, Boston College) - The 41st overall draft pick in 2018 started all 16 games in 2019 and led the team with nine sacks. His 28 quarterback pressures in 2019 ranked second.

| | GP | GS | Tackle | Sack | TFL | QBP | Int | PD | FF | FR |
|--------------|----|----|--------|------|-----|-----|-----|----|----|----|
| 2019 | 16 | 16 | 81 | 9.0 | 4 | 28 | 1 | 1 | 1 | 2 |
| Career | 31 | 19 | 127 | 13.5 | 6 | 46 | 1 | 3 | 2 | 2 |
| '19 Playoffs | 3 | 3 | 8 | 1.0 | 1 | 8 | 0 | 1 | 0 | 0 |

CB 26-Logan Ryan (5-11, 195, 7th Year, Rutgers) - The former third-round draft choice with the Patriots arrived in Tennessee in 2017. In 2019, he

started 16 games for the first time in his career, recorded four interceptions, and set career highs with 4.5 sacks and 19 passes defended.

| | GP | GS | Tackle | Sack | TFL | QBP | Int | PD | FF | FR |
|--------------|-----|----|--------|------|-----|-----|-----|----|----|----|
| 2019 | 16 | 16 | 120 | 4.5 | 4 | 2 | 4 | 19 | 4 | 0 |
| Career | 109 | 85 | 529 | 11.0 | NA | NA | 17 | 82 | 8 | 0 |
| '19 Playoffs | 3 | 3 | 27 | 0.0 | 1 | 0 | 1 | 2 | 0 | 0 |

SS 24-Kenny Vaccaro (6-0, 214, 7th Year, Texas) - The Saints' former first-round pick was signed by the Titans as a free agent in August 2018. In his second season in Tennessee, his totals included 16 starts, 104 tackles and one interception.

| | GP | GS | Tackle | Sack | TFL | QBP | Int | PD | FF | FR |
|--------------|----|----|--------|------|-----|-----|-----|----|----|----|
| 2019 | 16 | 16 | 104 | 1.0 | 1 | 1 | 1 | 5 | 0 | 0 |
| Career | 97 | 96 | 656 | 10.5 | NA | NA | 10 | 39 | 5 | 3 |
| '19 Playoffs | 3 | 3 | 19 | 0.0 | 1 | 0 | 1 | 2 | 0 | 0 |

FS 31-Kevin Byard (5-11, 212, 4th Year, Middle Tennessee State) - The 2016 third-round pick appeared in all 64 games with 55 starts during his first four seasons. He had five interceptions in 2019, and his 17 total interceptions from 2017-19 were the most in the NFL.

| | GP | GS | Tackle | Sack | TFL | QBP | Int | PD | FF | FR |
|--------------|----|----|--------|------|-----|-----|-----|----|----|----|
| 2019 | 16 | 16 | 91 | 0.0 | 2 | 1 | 5 | 10 | 0 | 0 |
| Career | 64 | 55 | 337 | 3.0 | 11 | 11 | 17 | 42 | 0 | 2 |
| '19 Playoffs | 3 | 3 | 20 | 0.0 | 0 | 0 | 1 | 1 | 0 | 0 |

CB 25-Adoree' Jackson (5-11, 185, 3rd Year, USC) - The 18th-overall draft pick in 2017 played in all 32 games (29 starts) in his first two seasons and led the team in punt returns in each of his first two campaigns. In 2019, his totals included 40 tackles and seven passes defended in 11 games.

| | GP | GS | Tackle | Sack | TFL | QBP | Int | PD | FF | FR |
|--------------|----|----|--------|------|-----|-----|-----|----|----|----|
| 2019 | 11 | 10 | 40 | 0.0 | 2 | 0 | 0 | 7 | 0 | 0 |
| Career | 43 | 39 | 176 | 0.0 | 9 | 2 | 2 | 41 | 3 | 0 |
| '19 Playoffs | 3 | 3 | 9 | 0.0 | 0 | 0 | 0 | 6 | 0 | 0 |

DEFENSIVE RESERVES

CB 21-Malcolm Butler (5-11, 190, 6th Year, West Alabama) - Butler signed with the Titans in 2018 after spending his first four NFL seasons with New England, where he won two Super Bowls and earned two Pro Bowl bids. He was placed on injured reserve after nine games in 2019.

| | GP | GS | Tackle | Sack | TFL | QBP | Int | PD | FF | FR |
|--------------|----|----|--------|------|-----|-----|-----|----|----|----|
| 2019 | 9 | 9 | 30 | 0.0 | 0 | 0 | 2 | 10 | 0 | 0 |
| Career | 84 | 68 | 290 | 3.0 | NA | NA | 13 | 70 | 5 | 2 |
| '19 Playoffs | 0 | 0 | 0 | 0.0 | 0 | 0 | 0 | 0 | 0 | 0 |

DB 37-Amani Hooker (5-11, 210, Rookie, Iowa) - The fourth-round pick appeared tallied six career interceptions in college, including four interceptions as a junior in 2018. As a rookie, he contributed on special teams and on defense in sub packages.

| | GP | GS | Tackle | Sack | TFL | QBP | Int | PD | FF | FR |
|--------------|----|----|--------|------|-----|-----|-----|----|----|----|
| 2019/Career | 16 | 0 | 13 | 0.0 | 0 | 0 | 0 | 0 | 0 | 0 |
| '19 Playoffs | 3 | 0 | 3 | 0.0 | 0 | 0 | 0 | 0 | 0 | 0 |

DE 94-Austin Johnson (6-4, 314, 4th Year, Penn State) - The 2016 second-round pick appeared in all 48 games from 2017-19. He set career highs in 2018 with nine starts and five quarterback pressures.

| | GP | GS | Tackle | Sack | TFL | QBP | Int | PD | FF | FR |
|--------------|----|----|--------|------|-----|-----|-----|----|----|----|
| 2019 | 16 | 1 | 29 | 0.0 | 1 | 3 | 0 | 1 | 0 | 0 |
| Career | 58 | 13 | 101 | 2.5 | 5 | 9 | 0 | 6 | 0 | 0 |
| '19 Playoffs | 3 | 0 | 2 | 0.0 | 0 | 0 | 0 | 0 | 0 | 0 |

OLB 91-Cameron Wake (6-3, 263, 11th Year, Penn State) - Wake signed with the Titans as an unrestricted free agent from the Dolphins in 2019. His 100.5 career sacks at the end of 2019 ranked third among all active players. He was placed on injured reserve after nine games in 2019.

| | GP | GS | Tackle | Sack | TFL | QBP | Int | PD | FF | FR |
|--------------|-----|-----|--------|-------|-----|-----|-----|----|----|----|
| 2019 | 9 | 0 | 5 | 2.5 | 0 | 11 | 0 | 1 | 0 | 0 |
| Career | 155 | 126 | 353 | 100.5 | 97 | 224 | 1 | 16 | 22 | 2 |
| '19 Playoffs | 0 | 0 | 0 | 0.0 | 0 | 0 | 0 | 0 | 0 | 0 |

ILB 59-Wesley Woodyard (6-0, 233, 12th Year, Kentucky) - The 2014 unrestricted free agent signee from the Broncos missed only three games during his first six seasons in Tennessee. He led the team in tackles in 2014, 2017 and 2018. He has been named a team captain every season during his career.

| | GP | GS | Tackle | Sack | TFL | QBP | Int | PD | FF | FR |
|--------------|-----|-----|--------|------|-----|-----|-----|----|----|----|
| 2019 | 15 | 2 | 46 | 1.0 | 3 | 1 | 0 | 1 | 1 | 0 |
| Career | 180 | 110 | 1,070 | 28.0 | NA | NA | 8 | 36 | 8 | 5 |
| '19 Playoffs | 3 | 0 | 12 | 0.0 | 0 | 1 | 0 | 1 | 0 | 0 |

EXECUTIVE VICE PRESIDENT/GENERAL MANAGER JON ROBINSON

[Video: Jon Robinson Recaps 2019 Draft Class](#)

[Video: Jon Robinson Reviews 2018, Looks to 2019](#)

[Video: Jaimie Robinson's Work with Diabetes Nonprofit JDRE](#)

[JDRE Event a Success, with Help of Titans GM Jon Robinson](#)



Jon Robinson was hired as Titans general manager on Jan. 14, 2016 after spending two years as director of player personnel for the Tampa Bay Buccaneers. Nearly one year later, on Jan. 5, 2017, he was promoted to executive vice president/general manager.

In his first four years on the job, the Titans finished with four consecutive 9-7 seasons. It marked the first time the organization produced at least four consecutive winning seasons since a seven-year run of winning records from 1987–1993. The Titans were one of four NFL teams to accomplish the feat from 2016–2019, joining New England, Seattle and Kansas City.

Robinson became only the second general manager in franchise history whose first four teams finished above the .500 mark, joining **Mike Holovak** (1989-92).

Robinson's work helped the team go from three wins in the season prior to his arrival (2015) to a divisional round playoff finish following the 2017 campaign. He became the fifth general manager in franchise history to have the team in the playoffs within his first two full seasons.

Then, in 2019, the team he constructed advanced to the AFC championship game. It was the organization's first appearance in the conference title game in 17 seasons (2002).

When the Titans took the field for the 2019 postseason, only seven players remained on the 53-man roster from prior to Robinson's arrival—a turnover rate of 87 percent. That included 23 free agents, 18 draft picks, four players acquired via trade and one waiver pickup. An additional six players he acquired (four free agents, one draft pick and one waiver claim) ended 2019 on injured reserve.

Robinson selected 29 total players in his first four drafts as general manager, and 19 of those picks remained with the club at the end of the 2019 season. During the same four years, he engineered 18 trades and made 11 waiver claims (through December 2019).

2019: Near the beginning of the 2019 free agent signing period, Robinson worked quickly to add several veterans from other teams who played key roles in 2019: Buccaneers wide receiver **Adam Humphries**, Rams guard **Rodger Saffold**, Dolphins defensive end/outside linebacker **Cameron Wake** and Dolphins quarterback **Ryan Tannehill** via trade. Robinson also worked to re-sign starting safety **Kenny Vaccaro** and punter **Brett Kern**.

Then, in the 2019 NFL Draft, Robinson directed the selection of six total players, including Mississippi State defensive lineman **Jeffery Simmons** in the first round (19th overall), Ole Miss wide receiver **A.J. Brown** in the second round (51st overall) and Charlotte offensive lineman **Nate Davis** in the third round (82nd overall).

Tannehill, who proved to be one of the NFL's top acquisitions of 2019, started every game after Week 6, leading the team into the playoffs. He led the NFL and set franchise records with a 117.5 passer rating and a 9.6-yard passing average. In addition to being named to his first Pro Bowl, he earned Associated Press Comeback Player of the Year honors.

As a rookie, Brown led the Titans in every major receiving category. Among all rookies in 2019, he ranked first in receiving yards (1,051), tied for the rookie lead in touchdown receptions (eight) and placed fifth in receptions (52). Among all NFL players in 2019—rookies and veterans—Brown finished second in receiving average (20.2), behind only the Los Angeles Chargers' Mike Williams (20.4).

2018: The Titans' 2018 free agent class included a pair of former New England Patriots: Pro Bowl cornerback **Malcolm Butler** and running back **Dion Lewis**. In his first two seasons in Tennessee, Butler played in 25 games (20 starts) and totaled five interceptions. Lewis rushed for 517 yards and added career highs with 59 receptions and 400 receiving yards in 2018. In early August, the Titans signed Vaccaro, who went on to start 13 games his first season in Tennessee and all 16 games in 2019.

Robinson's 2018 draft class was comprised of four players after he used multiple trades to go up and get his targets. It included first-round linebacker **Rashaan Evans** from Alabama (22nd overall pick) and second-round outside linebacker **Harold Landry III** from Boston College (41st

overall). Evans started all 16 games in 2019 and led the team with 139 tackles. Landry appeared in 31 games (19 starts) in his first two seasons, and his 13.5 sacks from 2018–2019 (nine in 2019) ranked first on the team.

2017: During the 2017 offseason, Robinson used free agency to address needs on defense and special teams. Most notably, he spearheaded deals for cornerback **Logan Ryan** (New England), safety **Johnathan Cyprien** (Jacksonville) and special teams contributor and 2017 Pro Bowler **Brynden Trawick** (Oakland).

In the 2017 NFL Draft, Robinson spent first-round picks on wide receiver **Corey Davis** (fifth overall) and cornerback **Adoree' Jackson** (18th overall). It marked the first time the franchise had a pair of first-round draft selections since 1987. The Titans' 2017 draft haul also featured tight end **Jonnu Smith** in the third round and linebacker **Jayon Brown** in the fifth round.

The 2017 Titans advanced to the playoffs for the first time since 2008. Robinson became the fifth general manager in franchise history to have the team in the postseason within his first two full seasons.

2016: In his first year as an NFL general manager, Robinson's leadership and decision-making helped the Titans triple their win total from the previous season, finishing 9-7 in 2016 after a 3-13 finish in 2015. The six-win improvement tied for the most in franchise history (1967 and 1974) and doubled the previous club benchmark for the most wins in the first year under a new general manager (three by **Bum Phillips** in 1975).

Within the first four months at his post, Robinson pulled the trigger on several key personnel decisions. On March 9, 2016, he made his first major acquisition, swapping fourth-round draft picks with the Philadelphia Eagles in exchange for running back **DeMarco Murray**. The trade provided major dividends in 2016, as Murray led the AFC and ranked third in the NFL with 1,287 rushing yards.

Around the same time, Robinson began to work the free agent market. Center **Ben Jones** and wide receiver **Rishard Matthews** highlighted the haul, and both were instrumental in helping to transform the Titans offense into the 11th-ranked unit in the NFL.

On April 14, 2016, two weeks before the NFL Draft, Robinson and the Titans dealt the first overall pick to the Los Angeles Rams in one of the biggest trades in recent NFL history. The Titans gave up the No. 1 pick and a fourth-rounder in order to receive the 15th overall pick, two second-rounders and a third-rounder in 2016, plus the Rams' first- and third-round picks in 2017. From 1990–2015, there were seven trades involving the No. 1 overall pick, but this was the first since 2004, when the San Diego Chargers selected **Eli Manning** with the first pick and dealt his rights to the New York Giants.

The Titans had their hands at one point or another on 17 selections in the 2016 draft due to five different trades (including one trade in 2015), and in the end, they ended up with a class of 10 players, including four of the top 45 picks. Robinson swung a draft-day trade with the Cleveland Browns to move back up to the eighth slot to choose Michigan State tackle **Jack Conklin**.

All 10 members of Robinson's first draft class played in at least one game in 2016. They accumulated a total of 110 games played and 38 starts, including 16 starts at right tackle by Conklin. The eighth-overall pick capped his successful rookie campaign by being named first-team All-Pro by Associated Press. Other rookies in 2016 who made significant contributions included second-round running back **Derrick Henry**, third-round safety **Kevin Byard** and fifth-round wide receiver **Tajae Sharpe**.

PRIOR HISTORY: Robinson arrived in Tennessee with a wide range of experience from working his way up on the personnel side of the NFL. From 2014–2015, he served as director of player personnel for the Buccaneers and oversaw both college and pro departments as the team rebuilt its roster. The 2015 Buccaneers draft class made a significant impact, including four rookie starters: quarterback **Jameis Winston**, tackle **Donovan Smith**, guard **Ali Marpet** and linebacker **Kwon Alexander**.

Prior to joining Tampa Bay, Robinson spent 12 years with the New England Patriots, including his last five years (2009-13) as the director of college scouting. In the five years heading up their college scouting, the Patriots added a number of key components to their roster that won the Super Bowl in 2014, including wide receiver **Julian Edelman**, defensive back **Devin McCourty**, tight end **Rob Gronkowski**, tackle **Nate Solder** and defensive end **Chandler Jones**. He joined the Patriots as an area scout in 2002, a role he served for four seasons. Robinson then spent two years (2006-07) as a regional scout, before being promoted to assistant

director of college scouting in 2008 and then director of college scouting in 2009. In his time scouting for the Patriots the team won 10 division titles, four conference titles and two Super Bowls (2003, 2004).

Robinson played three years at Southeast Missouri State as a defensive lineman after starting his college career at the Air Force Academy. Following his college career as a player, he spent one season (1998) coaching at his alma mater and three years (1999-2001) coaching at Nicholls State.

A native of Union City, Tenn., Robinson and his wife, Jaimie, have two daughters, Taylor and Bailey.

JON ROBINSON'S BACKGROUND:

2017-19: Tennessee Titans - Executive Vice President/General Manager

2016: Tennessee Titans - General Manager

2014-15: Tampa Bay Buccaneers - Director of Player Personnel

2009-13: New England Patriots - Director of College Scouting

2008: New England Patriots - Assistant Director of College Scouting

2006-07: New England Patriots - Regional Scout

2002-05: New England Patriots - Area Scout

1999-01: Nicholls State - Assistant Coach

1998: Southeast Missouri State - Assistant Coach

FOUR WINNING SEASONS

Jon Robinson constructed a roster that produced four consecutive winning seasons in Robinson's first four years on the job. The club went 9-7 in 2016, 2017, 2018 and 2019 with postseason berths following the 2017 and 2019 campaigns.

Robinson became only the second general manager in franchise history whose first four teams finished above the .500 mark, joining **Mike Holovak** (1989-92).

Most winning seasons in a general manager's first four seasons, franchise history:

| New GM | 1st 4 Seasons (or fewer) | Seasons Over .500 | 4-Year Total | | | |
|---------------------|-----------------------------|----------------------|--------------|-----------|----------|-------------|
| | | | W | L | T | Pct |
| Mike Holovak | 1989-92 | 4 | 39 | 25 | 0 | .609 |
| Jon Robinson | 2016-19 | 4 | 36 | 28 | 0 | .563 |
| Bum Phillips | 1975-78 | 3 | 33 | 25 | 0 | .569 |
| Don Suman | 1961-62 (2) | 2 | 21 | 6 | 1 | .768 |
| Mike Reinfeldt | 2007-10 | 2 | 37 | 27 | 0 | .578 |
| Don Klosterman | 1966-69 | 1 | 25 | 28 | 3 | .473 |
| Frank "Pop" Ivy | 1963 (1) | 0 | 6 | 8 | 0 | .429 |
| Floyd Reese | 1994-97 | 0 | 25 | 39 | 0 | .390 |
| Sid Gillman | 1973-74 (2) | 0 | 8 | 20 | 0 | .286 |
| Carroll Martin | 1964-65 (2) | 0 | 8 | 20 | 0 | .286 |
| Ruston Webster | 2012-15 | 0 | 18 | 46 | 0 | .281 |
| Ladd Herzeg | 1981-84 | 0 | 13 | 44 | 0 | .228 |
| John Breen | 1971-72 (2) | 0 | 5 | 22 | 1 | .196 |

ROBINSON TO THE PLAYOFFS IN YEAR 2

In January 2016, Titans controlling owner **Amy Adams Strunk** hired general manager **Jon Robinson**, who helped turn the Titans into a playoff team by his second season.

Robinson became the fifth general manager in franchise history to have the team in the playoffs within his first two full seasons.

Titans/Oilers general managers in the playoffs within their first two full seasons:

| Head Coach | First Full Season as General Manager | Postseason Berths in First Two Seasons |
|---------------------|---|---|
| Jon Robinson | 2016 | 2017 (Year 2) |
| Mike Reinfeldt | 2007 | 2007, 2008 (Years 1 & 2) |
| Mike Holovak | 1989 | 1989, 1990 (Years 1 & 2) |
| Don Klosterman | 1966 | 1967 (Year 2) |
| Don Suman | 1961 | 1961, 1962 (Years 1 & 2) |

TITANS FOOTBALL ADMINISTRATION/ PLAYER PERSONNEL STAFF

| | |
|----------------------------|---|
| Jon Robinson | Executive Vice President/General Manager |
| Vin Marino | Vice President of Football Administration |
| Ryan Cowden | Vice President of Player Personnel |
| Brian Gardner | Director of Pro Scouting |
| Jon Salge | Director of College Scouting |
| Kevin Turks | Assistant Director of Pro Scouting |
| Mike Boni | National Scout |
| Dale Thompson | National Scout |
| Brandon Taylor | Pro Scout |
| Casey Callahan | College Scout |
| Patrick Callaway | College Scout |
| T.J. Earley | College Scout |
| Tom Roth | College Scout |
| Wes Slay | College Scout |
| Rob Riederer | Scouting Coordinator |
| Patrick Woo | Scouting Coordinator |
| Matt Miller | Scouting Assistant |
| Blaise Taylor | Scouting Assistant |
| Carly Mygrants | Exec. Asst. to EVP & General Manager/Football Administration Coordinator |



FIRST-YEAR GENERAL MANAGERS

Jon Robinson was the 13th general manager hired in franchise history. In his first season, he helped lead the Titans to a 9-7 record after inheriting a 3-13 squad from 2015. No new general manager for the club had ever before seen a win increase of more than three games in his first season.

Robinson's nine wins were one shy of the previous record for a first-year general manager, a mark shared by **Mike Reinfeldt** (10-6 in 2007) and **Don Suman** (10-3-1 in 1961).

History of Titans/Oilers new general managers and improvement in first season:

| New GM | 1st Season | W-L in 1st Season | Team W-L Prev. Season | Win Improvement |
|---------------------|---------------|----------------------|--------------------------|--------------------|
| Jon Robinson | 2016 | 9-7 | 3-13 | 6 |
| Ruston Webster | 2012 | 6-10 | 9-7 | -3 |
| Mike Reinfeldt | 2007 | 10-6 | 8-8 | 2 |
| Floyd Reese | 1994 | 2-14 | 12-4 | -10 |
| Mike Holovak | 1989 | 9-7 | 10-6 | -1 |
| Ladd Herzeg | 1981 | 7-9 | 11-5 | -4 |
| Bum Phillips | 1975 | 10-4 | 7-7 | 3 |
| Sid Gillman | 1973 | 1-13 | 1-13 | 0 |
| John Breen | 1971 | 4-9-1 | 3-10-1 | 1 |
| Don Klosterman | 1966 | 3-11 | 4-10 | -1 |
| Carroll Martin | 1964 | 4-10 | 6-8 | -2 |
| Frank "Pop" Ivy | 1963 | 6-8 | 11-3 | -5 |
| Don Suman | 1961 | 10-3-1 | 10-4 | 0 |

Among the four new NFL general managers hired in 2016, Robinson led the group by leading the Titans to six more wins than the previous season.

New NFL general managers in 2016:

| New GM | Team | 2016 W-L | Team's 2015 W-L | Win Improvement |
|---------------------|-------------------------|------------|--------------------|--------------------|
| Jon Robinson | Tennessee Titans | 9-7 | 3-13 | 6 |
| Chris Grier | Miami Dolphins | 10-6 | 6-10 | 4 |
| Bob Quinn | Detroit Lions | 9-7 | 7-9 | 2 |
| Paul DePodesta* | Cleveland Browns | 1-15 | 3-13 | -2 |

* Chief Strategy Officer

TITANS ROSTER BREAKDOWN

On the Titans' 53-man roster (as of Jan. 19), there are 24 offensive players, 26 defensive players and three specialists. Seventeen of the 53 players were added to the roster since the end of the 2018 campaign.

The following is a closer breakdown of the 53-man roster (as of Jan. 19, 2019):

By Draft Round:

| | |
|---------------|----|
| First Round | 9 |
| Second Round | 6 |
| Third Round | 6 |
| Fourth Round | 4 |
| Fifth Round | 9 |
| Sixth Round | 2 |
| Seventh Round | 1 |
| Undrafted | 16 |

Years in NFL (including 2019):

| | |
|--------|----|
| 12th | 2 |
| 11th | 0 |
| 10th | 2 |
| 9th | 1 |
| 8th | 5 |
| 7th | 3 |
| 6th | 3 |
| 5th | 2 |
| 4th | 9 |
| 3rd | 5 |
| 2nd | 10 |
| 1st | 3 |
| Rookie | 8 |

By Age (as of the first regular season game, Sept. 8, 2019):

| | |
|-------|----|
| 20-24 | 16 |
| 25-28 | 25 |
| 29-32 | 8 |
| 33+ | 4 |

By Position:

| | |
|-------------|---|
| LB | 9 |
| OL | 8 |
| CB | 5 |
| DL | 7 |
| WR | 8 |
| S | 5 |
| TE | 3 |
| RB/FB | 3 |
| Specialists | 3 |
| QB | 2 |

Pro Bowl Seasons:

| |
|---|
| S Kevin Byard (2017) |
| DT Jurrell Casey (2015, '16, '17, '18, '19) |
| RB Derrick Henry (2019) |
| P Brett Kern (2017, '18, '19) |
| T Taylor Lewan (2016, '17, '18) |
| QB Ryan Tannehill (2019) |

Super Bowl Victories:

| |
|---------------------------|
| RB Dion Lewis (2016) |
| CB Logan Ryan (2014, '16) |

First-Round Draft Picks:

| |
|---------------------------------|
| DL Jeffery Simmons (2019) |
| LB Rashaan Evans (2018) |
| WR Corey Davis (2017) |
| CB Adoree' Jackson (2017) |
| T Jack Conklin (2016) |
| QB Marcus Mariota (2015) |
| T Taylor Lewan (2014) |
| S Kenny Vaccaro (2013 by NO) |
| QB Ryan Tannehill (2012 by MIA) |

FREE AGENCY UNDER ROBINSON

2019

| Free Agents Signed | Former Team |
|--------------------|-------------|
| WR Adam Humphries | Tampa Bay |
| G Rodger Saffold | L.A. Rams |
| DL Brent Urban | Baltimore |
| OLB Cameron Wake | Miami |

| Free Agents Lost | New Team |
|------------------|----------|
| TE Luke Stocker | Atlanta |
| G Quinton Spain | Buffalo |

2018

| Free Agents Signed | Former Team |
|----------------------|-------------|
| CB Malcolm Butler | New England |
| WR Michael Campanaro | Baltimore |
| LB Will Compton | Washington |
| QB Blaine Gabbert | Arizona |
| RB Dion Lewis | New England |
| S Kendrick Lewis | Baltimore |
| DL Bennie Logan | Kansas City |
| G Kevin Pamphile | Tampa Bay |
| OL Xavier Su'a-Filo | Houston |
| S Kenny Vaccaro | New Orleans |
| WR Nick Williams | Atlanta |

| Free Agents Lost | New Team |
|---------------------|-------------|
| DB Curtis Riley | N.Y. Giants |
| QB Brandon Weeden | Houston |
| LB Avery Williamson | N.Y. Jets |
| G/C Brian Schwenke | New England |
| WR Eric Decker | New England |

2017

| Free Agents Signed | Former Team |
|-----------------------|--------------|
| LB Daren Bates | Oakland |
| S Johnathan Cyprien | Jacksonville |
| WR Eric Decker | N.Y. Jets |
| CB Demontre Hurst | Chicago |
| OL Tim Lelito | New Orleans |
| CB Logan Ryan | New England |
| S Brynden Trawick | Oakland |
| OLB Erik Walden | Indianapolis |
| KR/WR Eric Weems | Atlanta |
| NT Sylvester Williams | Denver |

| Free Agents Lost | New Team |
|--------------------|---|
| T/G Byron Bell | Dallas |
| CB Valentino Blake | N.Y. Giants |
| TE Anthony Fasano | Miami |
| C/G Brian Schwenke | Indianapolis (later re-signed in Tennessee) |
| LB Sean Spence | Indianapolis |
| G Chance Warmack | Philadelphia |
| WR Kendall Wright | Chicago |

2016

| Free Agents Signed | Former Team |
|---------------------|-------------|
| CB Brice McCain | Miami |
| C Ben Jones | Houston |
| QB Matt Cassel | Dallas |
| WR Rishard Matthews | Miami |
| LB Sean Spence | Pittsburgh |
| CB Valentino Blake | Pittsburgh |
| S Rashad Johnson | Arizona |

| Free Agents Lost | New Team |
|--------------------|-------------|
| LB Zach Brown | Buffalo |
| LB Steven Johnson | Pittsburgh |
| OL Joe Looney | Dallas |
| CB Coty Sensabaugh | Los Angeles |

Drafted by the Titans: 22

New players in 2019: 17

Oldest player: P Brett Kern (2/17/86)

Youngest player: DB Amani Hooker (6/14/98)

Tallest player: OL Dennis Kelly (6-8)

Shortest player: WR Kalif Raymond and RB Dion Lewis (5-8)

Most seasons with the Titans (including 2019): P Brett Kern (11)

Most NFL seasons (including 2019): Wesley Woodyard, Brett Kern (12)

States that produced the most current Titans (high school location):

Florida - 5 (Derrick Henry, Joey Ivie, Greg Joseph, Jonnu Smith, Kevin Pamphile)

California - 5 (Jayon Brown, Jurrell Casey, Dane Cruikshank, Matt Dickerson, Jamil Douglas)

Georgia, Mississippi, New Jersey, Texas (tie) - 4

Universities that produced the most current Titans:

Alabama, Arizona, Penn State, Purdue, Southern California, UCLA (tie) - 2

FREE AGENCY PRIMER

Note: All items below are part of the 2011–2020 collective bargaining agreement.

Q. When does the 2020 free agency signing period begin?

A. At 3:00 PM CT on Wednesday, March 18.

Q. When does the two-day negotiating period for potential unrestricted free agents begin?

A. At 11:00 a.m. CT on Monday, March 16 until 2:59:59 p.m. CT on Wednesday, March 18, clubs are permitted to contact and enter into contract negotiations with the certified agents of players who will become unrestricted free agents upon expiration of their 2019 player contracts at 3:00 p.m. CT on March 18.

Q. What are the categories of free agency?

A. Players are either “restricted free agents” or “unrestricted free agents.” A restricted free agent may be subject to a qualifying offer. A restricted or unrestricted free agent may be designated by his prior club as its franchise player or transition player.

Q. What is the time period for free agency signings this year?

A. For unrestricted free agents, beginning March 18. For restricted free agents, from March 18 to April 17. For franchise players, from March 18 until the Tuesday following the 10th week of the regular season, November 17. For transition players, from March 18 until July 22.

Q. What is the difference between a restricted free agent and an unrestricted free agent?

A. In the 2020 league year, players with three accrued seasons who have received a qualifying offer become restricted free agents when their contracts expire at the conclusion of the 2019 league year on March 18. Unrestricted free agents have completed four or more accrued seasons. Upon expiration of his 2019 contract, an unrestricted free agent is free to sign with any club with no draft-choice compensation owed to his old club.

Q. What constitutes an “accrued season”?

A. Six or more regular-season games on a club's active/inactive, reserved/injured or reserve/physically unable to perform lists.

Q. How do the free agency rules apply to restricted free agents?

A. If a player with three accrued seasons has received a “qualifying offer” (a salary tender predetermined by the Collective Bargaining Agreement between the league and its players) from his old club, he can negotiate with any club through April 17. If the restricted free agent signs an offer sheet with a new club, his old club can match the offer and retain him because the qualifying offer entitles it to a “right of first refusal” on any offer sheet the player signs. If the old club does not match the offer, it may receive draft-choice compensation depending on the amount of its qualifying offer. If an offer sheet is not executed on or before April 17, the player's negotiating rights revert exclusively to his old club. In addition, prior to the start of free agency a player who would otherwise be a restricted free agent may be designated by his old club as its franchise player or transition player.

Q. What determines an unrestricted free agent?

A. A player with four or more accrued seasons whose contract has expired. He is free to sign with any club, with no draft-choice compensation owed to his old club.

Q. What determines a franchise player?

A. The salary offer by a player's club determines what type of franchise player he is: exclusive or non-exclusive.

An “exclusive” franchise player – not free to sign with another club – is offered the greater of (i) the average of the top five salaries at the player's position for the current year as of the end of the restricted free agent signing period; or (ii) the amount of the required tender for a non-exclusive franchise player, as explained below.

Article 10, Section 2(a)(i) of the CBA sets forth the methodology, known as

the “Cap Percentage Average,” for calculating the required tender for a non-exclusive franchise player:

The Nonexclusive Franchise Tender shall be a one year NFL Player Contract for (A) the average of the five largest Prior Year Salaries for players at the position . . . at which the Franchise Player participated in the most plays during the prior League Year, which average shall be calculated by: (1) summing the amounts of the Franchise Tags for players at that position for the five preceding League Years; (2) dividing the resulting amount by the sum of the Salary Caps for the five preceding League Years . . . ; and (3) multiplying the resulting percentage by the Salary Cap for the upcoming League Year . . . (the “Cap Percentage Average”) . . . ; or (B) 120% of his Prior Year Salary, whichever is greater

If a club extends a required tender to a “non-exclusive” franchise player pursuant to this section, the player shall be permitted to negotiate a player contract with any club, except that draft-choice compensation of two first-round draft selections shall be made in the event he signs with a new club.

Q. How many franchise and transition players can a team designate each season?

A. In the “final league year” (2020), a team can designate one “franchise” player and one “transition” player, or it can designate two “transition” players among its potential restricted or unrestricted free agents.

Q. Can a club withdraw its franchise or transition designation on a player?

A. Yes. A club can withdraw its franchise or transition designation, and the player then automatically becomes an unrestricted free agent, either immediately if the tender is withdrawn after the start of the 2020 league year, or when his 2019 contract expires if the tender is withdrawn before the start of the 2020 league year.

Q. What is the period for clubs to designate franchise and transition players?

A. Teams can designate franchise and transition players from Tuesday, February 25 until 3:00 p.m. CT on Tuesday, March 10.

Q. Have the Titans used the franchise or transition designations recently?

A. The last Titans player to receive the franchise designation was safety **Michael Griffin** in 2012. After receiving the franchise tag, Griffin and the Titans reached a long-term contract agreement. Prior to Griffin, the Titans used the franchise designation in 2008 on defensive tackle **Albert Haynesworth** and in 2009 on tight end **Bo Scaife**. Before Haynesworth, the Titans had not applied the franchise tag to a player since **Blaine Bishop** in 1997. The transition designation has not been used by the Titans since they applied it to punter **Craig Hentrich** in 2003. The tag was removed after one week, and he was signed to a long-term contract.

Q. What is the salary cap for 2020?

A. The NFL has not yet released the salary cap figure for 2020, but it is expected to exceed the salary cap from 2019, which was \$188.2 million per club.

Q. When do teams have to be in compliance with the salary cap?

A. At the start of the 2020 League Year, which begins at 3:00 p.m. CT on March 18.

Q. If a team is under the salary cap at the end of a given season, can the team carry over room to the next season?

A. Yes. A team may carry over room from one league year to the following league year by submitting notice to the NFL prior to 3:00 p.m. CT on the day following the team's final regular-season game, indicating the amount of room that the club wishes to carry over.

Q. What is the maximum amount of room that a club can carry over?

A. A club can carry over 100 percent of its remaining 2019 room to its adjusted salary cap for 2020.

JON ROBINSON'S DRAFT CLASSES

Bold = currently on the Titans roster

2019

| Rd. | Pick | Player | Pos. | College |
|-----|------|-----------------|------|-------------------|
| 1 | 19 | Jeffery Simmons | DL | Mississippi State |
| 2 | 51 | A.J. Brown | WR | Mississippi |
| 3 | 82 | Nate Davis | OL | Charlotte |
| 4a | 116 | Amani Hooker | DB | Iowa |
| 5b | 168 | D'Andre Walker | OLB | Georgia |
| 6a | 188 | David Long | LB | West Virginia |

2018

| Rd. | Pick | Player | Pos. | College |
|-----|------|-------------------|------|------------------|
| 1 | 22 | Rashaan Evans | LB | Alabama |
| 2 | 41 | Harold Landry III | OLB | Boston College |
| 5 | 152 | Dane Cruikshank | DB | Arizona |
| 6 | 199 | Luke Falk | QB | Washington State |

2017

| Rd. | Pick | Player | Pos. | College |
|-----|------|-------------------|------|-----------------------|
| 1 | 5 | Corey Davis | WR | Western Michigan |
| 1 | 18 | Adoree' Jackson | CB | Southern California |
| 3 | 72 | Taywan Taylor | WR | Western Kentucky |
| 3 | 100 | Jonnu Smith | TE | Florida International |
| 5 | 155 | Jayon Brown | LB | UCLA |
| 6 | 217 | Corey Levin | OL | Chattanooga |
| 7 | 227 | Josh Carraway | OLB | Texas Christian |
| 7 | 236 | Brad Seaton | T | Villanova |
| 7 | 241 | Khalfani Muhammad | RB | California |

2016

| Rd. | Pick | Player | Pos. | College |
|-----|------|-------------------|------|----------------------|
| 1 | 8 | Jack Conklin | T | Michigan State |
| 2 | 33 | Kevin Dodd | OLB | Clemson |
| 2 | 43 | Austin Johnson | DL | Penn State |
| 2 | 45 | Derrick Henry | RB | Alabama |
| 3 | 64 | Kevin Byard | S | Middle Tennessee St. |
| 5 | 140 | Tajae Sharpe | WR | Massachusetts |
| 5 | 157 | LeShaun Sims | CB | Southern Utah |
| 6 | 193 | Sebastian Tretola | G | Arkansas |
| 7 | 222 | Aaron Wallace | OLB | UCLA |
| 7 | 253 | Kalan Reed | CB | Southern Mississippi |



The 2019 Titans draft class (L to R): (front row) A.J. Brown, David Long Jr., Amani Hooker; (back row) D'Andre Walker, Nate Davis, Jeffery Simmons

TITANS SCHEDULED TO PICK 29TH

The Titans currently own six total choices, including the 29th overall pick, in the 85th National Football League Player Selection Meeting, scheduled for April 23-25.

The NFL will conduct the seven-round draft in Las Vegas. Set against the iconic backdrop of the Strip, the NFL Draft Main Stage will be constructed next to the Caesars Forum.

Meanwhile, Titans executive vice president/general manager **Jon Robinson**, head coach **Mike Vrabel** and their staffs will be headquartered at Saint Thomas Sports Park in MetroCenter, just north of downtown.

Round 1 will take place on Thursday, April 23, while Rounds 2-3 will be held on Friday, April 24. The draft will conclude on Saturday, April 25 with Rounds 4-7. The current three-day format was unveiled for the first time in 2010.

All three days of the NFL Draft will be broadcast on NFL Network, ESPN, ESPN Deportes and ABC, including two nights of primetime coverage on Thursday and Friday.

SIX PICKS

The Titans' six picks are comprised of five of their original seven selections plus one choice acquired in a trade. They have one pick in every round except for the fourth round, having surrendered that choice in the 2019 trade with the Miami Dolphins that included quarterback **Ryan Tannehill**.

In the seventh round, the Titans netted the Cleveland Browns' pick in exchange for wide receiver **Taywan Taylor** but sent their own seventh rounder to the Green Bay Packers for outside linebacker **Reggie Gilbert**.

The Titans also had six total picks in 2019.

Additionally, the NFL will award a total of 32 compensatory picks to teams in Rounds 3-7, based on net unrestricted free agency losses in 2019. The NFL typically announces the compensatory picks in March.

THE 29TH PICK

In determining draft order, non-playoff clubs select first through 20th, according to the reverse order of their standing (i.e., the team with the worst record receives the first pick, the team with the second-worst record receives the second pick, etc.). Playoff teams select 21st through 32nd based on their level of advancement in the postseason.

The Titans finished 9-7 in the 2019 regular season but advanced to the AFC championship game. That earned them the 29th overall pick and the 29th slot in each round thereafter. As a result, they own the 61st overall choice in the second round and the 93rd selection in the third round. Exact selection numbers for Rounds 4-7 will be known once compensatory selections are announced.

The only other occasion in franchise history the team used the 29th overall pick was 1984, when it took Auburn defensive lineman **Doug Smith**. At the time, the 29th pick was the first pick of the second round. Smith went on to have an eight-year career with the Oilers and was a key member of six playoff teams.

The last time Tennessee's first pick in the draft was 29th or lower was 2009. Coming off a 13-3 season and a divisional round playoff appearance in 2008, they had the 30th overall pick and used it on wide receiver **Kenny Britt**.

In 53 drafts since 1967, when the NFL and AFL agreed to a "common draft," there have been 11 No. 29 overall picks (20.8 percent) that have gone on to make at least one Pro Bowl: defensive back **Tommy Casanova** (selected in 1972 by the Cincinnati Bengals), linebacker **Dave Lewis** (1977, Tampa Bay Buccaneers), running back **Joe Cribbs** (1980, Buffalo Bills), defensive back **Nate Odomes** (1987, Buffalo Bills), linebacker **Chris Spielman** (1988, Detroit Lions), guard **Steve Wisniewski** (1989, Dallas Cowboys), defensive back **Ashley Ambrose** (1992, Indianapolis Colts), center **Nick Mangold** (2006, New York Jets), guard **Ben Grubbs** (2007, Baltimore Ravens), safety **Harrison Smith** (2012, Minnesota Vikings) and wide receiver **Cordarrelle Patterson** (2013, Minnesota Vikings).

Last year with the 29th-overall pick, the Seattle Seahawks selected



2020 TITANS DRAFT PICKS

| ROUND | OVERALL |
|---------------|---------|
| 1 | 29 |
| 2 | 61 |
| 3 | 93 |
| 4* (to Mia) | TBD |
| 5 | TBD |
| 6 | TBD |
| 7* (from Cle) | TBD |
| 7* (to GB) | TBD |

* Acquired or received in a trade

defensive end **L.J. Collier**, who appeared in 11 games for the Seahawks as a rookie.

ROBINSON SET FOR FIFTH DRAFT

Robinson was named to his general manager post on Jan. 14, 2016, and in 2017, controlling owner **Amy Adams Strunk** added executive vice president to his title.

Since then, he has spearheaded the selection of 29 players, and 19 of those players remain with the club.

In 2016, Robinson finished his first draft process with 10 picks after having his hands on 17 total selections at one time or another due to trades. All 10 members of the draft class appeared in at least one game for the team, and six of them remained with the team through 2019.

Two members of the 2016 draft class have already earned Associated Press first-team All-Pro honors: first-round right tackle **Jack Conklin** as a rookie and third-round safety **Kevin Byard** in his second campaign. Byard, who led the NFL from 2017–2019 with 17 interceptions also was named to the Pro Bowl in 2017.

Derrick Henry, a second-rounder in 2016, led the Titans in rushing every season from 2017 through 2019. In 2019, he won the NFL's rushing crown with 1,540 yards and tied for the NFL lead with 16 rushing touchdowns.

In 2017, Robinson made a total of nine draft picks, and four of them remained with the club through 2019 as starters: wide receiver **Corey Davis**, cornerback **Adoree' Jackson**, tight end **Jonnu Smith** and inside linebacker **Jayon Brown**.

Davis was chosen with the fifth-overall choice in 2017. After battling through multiple injuries as a rookie, he led the offense in receiving in 2018 with 65 catches for 891 yards and four touchdowns. In 15 games in 2019, he contributed 43 receptions for 601 yards and two scores.

Jackson, the Titans' second first-round choice in 2017 (18th overall), started every game and ranked second in the NFL in total snaps as a rookie (1,260). Through his first three seasons, he tallied 43 games played, 39 starts and two interceptions.

Smith played in 45 games in his first three years, tallying 39 starts. In 2019, he produced career highs with 35 receptions, 439 receiving yards and 14 starts.

Brown finished third on the Titans and set a career high with 117 tackles in 2019.

Robinson's 2018 draft class was smaller, comprised of only four players. However, three of those players were key contributors in their first two seasons.

2018 first-round pick **Rashaan Evans** (22nd overall) played in 15 games as a rookie, and in his second season he led the defense with 139 tackles. He started every game in 2019.

Second-round outside linebacker **Harold Landry III** posted 4.5 sacks as a rookie. In 2019, his role increased, and he led the club with nine sacks in 16 starts.

Defensive back **Dane Cruikshank**, a fifth-round selection in 2018, became one of the team's leading special teams players in his first two campaigns. His 18 special teams tackles from 2018–2019 ranked second on the squad.

In 2019, the Titans drafted six total players, including Mississippi State defensive lineman **Jeffery Simmons** in the first round, Ole Miss wide receiver **A.J. Brown** in the second round and Charlotte offensive lineman **Nate Davis** in the third round.

Simmons (19th overall), who was injured prior to the draft, eventually joined the active roster for nine regular season games and three postseason contests. His contributions included two sacks and 14 quarterback pressures.

Brown ranked first on the Titans with 52 catches, 1,051 receiving yards and eight touchdown catches as a rookie. He led the 2019 NFL rookie class in receiving yards, tied for the rookie lead in touchdown receptions, and ranked second among all NFL players in receiving average (20.2).

Davis was the starting right guard by Week 5 of his rookie season. He started the final 12 games of the regular season and all three playoff contests.

FIRST-ROUND PICKS BY POSITION

Since the team's initial draft as a charter member of the American Football League in 1960, the Titans have made 56 first-round selections, using that pick on an offensive player 32 times and on defense 24 times.

On offense, running backs lead the list, having been chosen eight times in the first round, three of which were Heisman Trophy winners: **Billy Cannon** (1960), **Earl Campbell** (1978) and **Eddie George** (1996). The most recent was **Chris Johnson**, the 24th overall selection in 2008 who went on to rush for 1,228 yards as a rookie and eclipse 2,000 yards in his second season.

On the defensive side of the ball, linebackers have been selected the most—eight times—by the Titans in the first round. **Robert Brazile** (1975), **Lamar Lathon** (1990) and **Keith Bulluck** (2000) headline the linebackers chosen. Most recently, the Titans selected linebacker **Rashaan Evans** with their first-round pick in 2018.

During the franchise's "Titans era" (since 1999), Tennessee has chosen an offensive player with its initial pick 11 times and a defensive player 10 times (including second-round picks in years without a first-round selection).

Their 2019 first-round pick was defensive lineman **Jeffery Simmons**.

Breakdown of Titans/Oilers' All-Time First-Round Picks by Position:

| Offense | 32 | Defense | 24 |
|---------------|----|------------------|----|
| Running Back | 8 | Linebacker | 8 |
| Quarterback | 6 | Defensive End | 6 |
| Tackle | 6 | Cornerback | 4 |
| Guard | 5 | Defensive Tackle | 5 |
| Wide Receiver | 5 | Safety | 1 |
| Tight End | 2 | | |
| Center | 0 | | |

ALL-TIME DRAFT PICKS BY POSITION

In 60 drafts in the history of the Titans organization, the team has drafted more offensive linemen than any other position. There have been a total of 193 tackles, guards and centers drafted, 78 more than the next highest drafted position, running back/fullback, which has had 115 players drafted by the Titans.

Below is a breakdown of the team's 817 all-time draft picks by position groups.

Titans all-time drafts by position group:

| Position Group | No. Draft Picks |
|--------------------------|-----------------|
| 1. Offensive Line | 193 |
| 2. Running Back/Fullback | 115 |
| 3. Defensive Backs | 110 |
| 4. Linebacker | 107 |
| 5. Defensive Line | 91 |
| 6. Wide Receiver | 86 |
| 7. Tight End | 63 |
| 8. Quarterback | 41 |
| 9. Kicker/Punter | 11 |

For the past 11 years, more defensive backs (cornerbacks and safeties) have been drafted into the NFL than any other position. Among the entire 256-member 2019 NFL draft class, there were 51 defensive backs selected, 11 more than the 40 offensive linemen chosen. The last time another position group out-numbered the defensive backs was 2006, when 50 offensive linemen were chosen, versus 49 corners/safeties.

Total number of NFL draft picks by position, 2019:

| Position Group | No. Draft Picks |
|--------------------------|-----------------|
| 1. Defensive Backs | 51 |
| 2. Offensive Line | 40 |
| 3. Linebacker | 39 |
| Defensive Line | 39 |
| 5. Wide Receiver | 27 |
| 6. Running Back/Fullback | 26 |
| 7. Tight End | 16 |
| 8. Quarterback | 11 |
| 9. Kicker/Punter | 4 |
| 10. Long Snapper | 1 |

2020 NFL DRAFT FIRST-ROUND ORDER

| Team | 2019 Results | | | | Schedule Strength |
|---|--------------|----------|----------|-------------|-------------------|
| | W | L | T | Pct | |
| 1. Cincinnati Bengals | 2 | 14 | 0 | .125 | .553 |
| 2. Washington Redskins | 3 | 13 | 0 | .188 | .502 |
| 3. Detroit Lions | 3 | 12 | 1 | .219 | .506 |
| 4. New York Giants | 4 | 12 | 0 | .250 | .473 |
| 5. Miami Dolphins | 5 | 11 | 0 | .313 | .484 |
| 6. Los Angeles Chargers | 5 | 11 | 0 | .313 | .514 |
| 7. Carolina Panthers | 5 | 11 | 0 | .313 | .549 |
| 8. Arizona Cardinals | 5 | 10 | 1 | .344 | .529 |
| 9. Jacksonville Jaguars | 6 | 10 | 0 | .375 | .484 |
| 10. Cleveland Browns | 6 | 10 | 0 | .375 | .533 |
| 11. New York Jets | 7 | 9 | 0 | .438 | .473 |
| 12. Las Vegas Raiders | 7 | 9 | 0 | .438 | .482 |
| 13. Indianapolis Colts | 7 | 9 | 0 | .438 | .492 |
| 14. Tampa Bay Buccaneers | 7 | 9 | 0 | .438 | .500 |
| 15. Denver Broncos | 7 | 9 | 0 | .438 | .510 |
| 16. Atlanta Falcons | 7 | 9 | 0 | .438 | .545 |
| 17. Dallas Cowboys | 8 | 8 | 0 | .500 | .479 |
| 18. Pittsburgh Steelers (traded to Miami) | 8 | 8 | 0 | .500 | .502 |
| 19. Chicago Bears (traded to Las Vegas) | 8 | 8 | 0 | .500 | .508 |
| 20. Los Angeles Rams (traded to Jacksonville) | 9 | 7 | 0 | .563 | .535 |
| 21. Philadelphia Eagles | 9 | 7 | 0 | .563 | .455 |
| 22. Buffalo Bills | 10 | 6 | 0 | .625 | .461 |
| 23. New England Patriots | 12 | 4 | 0 | .750 | .469 |
| 24. New Orleans Saints | 13 | 3 | 0 | .813 | .486 |
| 25. Minnesota Vikings | 10 | 6 | 0 | .625 | .477 |
| 26. Houston Texans (traded to Miami) | 10 | 6 | 0 | .625 | .520 |
| 27. Seattle Seahawks | 11 | 5 | 0 | .688 | .531 |
| 28. Baltimore Ravens | 14 | 2 | 0 | .875 | .494 |
| 29. Tennessee Titans | 9 | 7 | 0 | .563 | .488 |
| 30. Green Bay Packers | 13 | 3 | 0 | .813 | .453 |
| 31. San Francisco 49ers | 13 | 3 | 0 | .813 | .504 |
| 32. Kansas City Chiefs | 12 | 4 | 0 | .750 | .510 |

Order as of Feb. 6, 2020

THE TITANS AND DRAFT TRADES

More often than not in recent history, the Titans' draft is altered by at least one trade. The 2007 and 2011 drafts were the only selection processes in the last 17 years in which the Titans did not deal or acquire picks via trade.

In 2019, general manager **Jon Robinson** made four total trades and one trade during the draft. In the fourth round, he traded up five spots (121st to 116th) with the New York Jets to take defensive back **Amani Hooker**. The deal also netted the Titans the fifth-round choice they used on outside linebacker **D'Andre Walker**.

Robinson has been more likely to trade in the first round than other recent Titans general managers. The team was not involved in a first-round trade from 2005 through 2015. Then, in Robinson's first year, the Titans made one of the biggest trades in franchise history. Originally the owners of the No. 1 pick, the Titans dealt the selection to the Los Angeles Rams along with a fourth-round pick (113th overall) and a sixth-rounder (177th overall). In exchange, the Titans received the 15th overall pick in the first round, two second-rounders (43rd and 45th overall), a third-rounder (76th overall) and first- and third-round picks in 2017.

Then, in 2018, Robinson traded up three spots in the first round (25th to 22nd) in order to select linebacker **Rashaan Evans**.

Trades involving the Titans' first-round draft pick since 1990:

| Year | Original Round (overall) | Trade With | Compensation Received Round (overall--player selected) |
|--|--------------------------------------|------------|--|
| 2018 | 1 (25) | Bal | 1 (22--LB Rashaan Evans) |
| | 4 (125) | | 6 (215--traded) |
| 2016-a | 1 (1) | LA | 1 (15--traded) |
| | 4 (113) | | 2 (43--DL Austin Johnson) |
| | 6 (177) | | 2 (45--RB Derrick Henry) |
| | | | 3 (76--traded) |
| | | | 2017 1st Round (5--WR Corey Davis) |
| | 2017 3rd Round (100--TE Jonnu Smith) | | |
| 2016-b | 1 (15) | Cle | 1 (8--T Jack Conklin) |
| | 3 (76) | | 6 (176--traded) |
| | 2017 2nd Round (52) | | |
| 2004 | 1 (27) | HOU | 2 (40--TE Ben Troupe) |
| | 5 (159) | | 3 (71--DT Randy Starks) |
| | | | 4 (103--DE Bo Schobel) |
| | | | 5 (138--G Jacob Bell) |
| 2002 | 1 (14) | NYG | 1 (15--DT Albert Haynesworth) |
| | | | 4 (115--CB Tony Beckham) |
| 2001 | 1 (29) | STL | DE Kevin Carter |
| 1997 | 1 (13) | KC | 1 (18--Kenny Holmes) |
| | 4 (110) | | 3 (81--T Scott Sanderson) |
| | | | 4 (116--traded) |
| | | | 6 (181--LB Dennis Stallings) |
| 1996 | 1 (9) | OAK | 1 (17--traded*) |
| | | | 2 (48--G Jason Layman) |
| | | | 4 (109--T Jon Runyan) |
| | | | |
| <i>* Note: The Titans traded down from ninth to 17th and then traded with Seattle back up to 14th to select RB Eddie George.</i> | | | |
| 1993 | 1 (19) | PHI | 1 (13--T Brad Hopkins) |
| | 3 (75) | | |
| 1992 | 1 (23) | SD | DE Lee Williams |
| | WR Shawn Jefferson | | |
| 1991 | 1 (17) | NE | 2 (28--DB Mike Dumas) |
| | | | 4 (101--DT David Rucker) |

PICKS BY COLLEGE CONFERENCE

Since 1994, the first year of the current seven-round draft format, the Titans have picked 42 players from the Southeastern Conference, more than any other conference. The Big Ten is second on the list, having sent 34 players to the organization, followed by the Pacific 12 Conference (30; formerly the Pac-10) and the Atlantic Coast Conference (22).

In 2019, the Titans selected three players from the SEC, taking Mississippi State defensive lineman **Jeffery Simmons** in the first round, Ole Miss wide receiver **A.J. Brown** in the second round and Georgia outside linebacker **D'Andre Walker** in the fifth round. The remaining three players came from Conference USA (Charlotte guard **Nate Davis**, third round), the Big Ten (Iowa defensive back **Amani Hooker**) and the Big 12 (West Virginia linebacker **David Long Jr.**, sixth round).

Titans picks by conference in the seven-round era (1994-present):

| Conference | Titans Picks (1994-present) |
|----------------------------------|-----------------------------|
| Southeastern Conference | 42 |
| Big Ten | 34 |
| Pac-12 | 30 |
| Atlantic Coast Conference | 22 |
| Big 12 | 20 |
| Conference USA | 13 |
| Big East | 12 |
| Mountain West Conference | 11 |
| Mid-American Conference | 8 |
| Western Athletic Conference | 5 |
| Big Sky Conference | 4 |
| Independent | 4 |
| Southland Conference | 3 |
| Colonial Athletic Association | 2 |
| Mid-Eastern Athletic Conference | 2 |
| Ohio Valley Conference | 2 |
| Southwestern Athletic Conference | 2 |
| Sun Belt | 2 |

Conferences with one player selected: Pennsylvania State Athletic Conference, Gateway Conference, Ivy League, Mid-America Intercollegiate Athletics Association, Missouri Valley Football Conference, Wisconsin Intercollegiate Athletic Conference, Southern Conference.

Within the NFL as a whole, the SEC has produced more NFL draft picks than any other conference in 14 of the past 15 years. Last year the SEC had 64 players drafted, followed by the Big Ten's 40 draftees.

Most NFL draft picks by college conference, 2019:

| Conference | 2019 Draft Selections |
|---------------------------------|-----------------------|
| 1. Southeastern Conference | 64 |
| 2. Big Ten Conference | 40 |
| 3. Pacific 12 Conference | 33 |
| 4. Atlantic Coast Conference | 28 |
| 5. Big 12 Conference | 26 |
| 6. American Athletic Conference | 11 |
| 7. Mountain West Conference | 10 |
| Mid-American Conference | 10 |
| 9. (Independent) | 7 |
| 10. Conference USA | 6 |

Most year-by-year NFL draft picks by college conference, 2006-19:

| Year | Conference | NFL Draft Selections |
|------|---------------------------|----------------------|
| 2006 | Atlantic Coast Conference | 51 |
| 2007 | Southeastern Conference | 41 |
| 2008 | Southeastern Conference | 35 |
| 2009 | Southeastern Conference | 37 |
| 2010 | Southeastern Conference | 49 |
| 2011 | Southeastern Conference | 38 |
| 2012 | Southeastern Conference | 42 |
| 2013 | Southeastern Conference | 63 |
| 2014 | Southeastern Conference | 49 |
| 2015 | Southeastern Conference | 54 |
| 2016 | Southeastern Conference | 51 |
| 2017 | Southeastern Conference | 53 |
| 2018 | Southeastern Conference | 53 |
| 2019 | Southeastern Conference | 64 |

LAST TIME IN A TITANS DRAFT ...

FIRST OVERALL PICK

1978 RB Earl Campbell

SECOND OVERALL PICK

2015 QB Marcus Mariota

THIRD OVERALL PICK

2006 QB Vince Young

29TH OVERALL PICK

1984 DL Doug Smith (Round 2)

TWO PICKS IN THE FIRST ROUND

2017 WR Corey Davis (5), CB Adoree' Jackson (18)

THREE PICKS IN THE FIRST ROUND

(never)

ZERO PICKS IN THE FIRST ROUND

2004 Traded out of the 27th position

TWO OR MORE SECOND-ROUND PICKS

2016 (three) OLB Kevin Dodd (33), DL Austin Johnson (43), RB Derrick Henry (45)

TWO OR MORE THIRD-ROUND PICKS

2017 WR Taywan Taylor (72), TE Jonnu Smith (100)

HAD THREE PICKS IN ANY ROUND

2017 (seventh round) OLB Josh Carraway, T Brad Seaton, RB Khalfani Muhammad

HAD FOUR PICKS IN ANY ROUND

(never happened)

HAD 10 OR MORE PICKS

2016 10 total picks

HAD 11 OR MORE PICKS

2009 11 total picks

HAD 12 OR MORE PICKS

2004 13 total picks

HAD SIX OR FEWER PICKS

2019 Six total picks

SELECTED A QUARTERBACK IN THE FIRST ROUND

2015 Marcus Mariota (2)

SELECTED A RUNNING BACK IN THE FIRST ROUND

2008 Chris Johnson (24)

SELECTED AN OFFENSIVE LINEMAN IN THE FIRST ROUND

2016 Jack Conklin (8)

SELECTED A TIGHT END IN THE FIRST ROUND

1965 Lawrence Elkins (2)

SELECTED A WIDE RECEIVER IN THE FIRST ROUND

2017 Corey Davis (5)

SELECTED A DEFENSIVE LINEMAN IN THE FIRST ROUND

2019 Jeffery Simmons (19)

SELECTED A LINEBACKER IN THE FIRST ROUND

2018 Rashaan Evans (22)

SELECTED A CORNERBACK IN THE FIRST ROUND

2017 Adoree' Jackson (18)

SELECTED A SAFETY IN THE FIRST ROUND

2007 Michael Griffin (19)

TRADED UP IN THE FIRST ROUND

2018 Traded with Baltimore to go from the 25th pick to the 22nd pick

TRADED BACK IN THE FIRST ROUND

2016 Traded with the Rams to go from the first overall pick to the 15th pick

TITANS ALL-TIME FIRST-ROUND PICKS

First-round picks in the history of the Oilers/Titans:

| Year | Pick | Player | Pos. | College |
|------|------|--------------------|------|---------------------|
| 2019 | 19 | Jeffery Simmons | DL | Mississippi State |
| 2018 | 22 | Rashaan Evans | LB | Alabama |
| 2017 | 5 | Corey Davis | WR | Western Michigan |
| | 18 | Adoree' Jackson | CB | Southern California |
| 2016 | 8 | Jack Conklin | T | Michigan State |
| 2015 | 2 | Marcus Mariota | QB | Oregon |
| 2014 | 11 | Taylor Lewan | T | Michigan |
| 2013 | 10 | Chance Warmack | G | Alabama |
| 2012 | 20 | Kendall Wright | WR | Baylor |
| 2011 | 8 | Jake Locker | QB | Washington |
| 2010 | 16 | Derrick Morgan | DE | Georgia Tech |
| 2009 | 30 | Kenny Britt | WR | Rutgers |
| 2008 | 24 | Chris Johnson | RB | East Carolina |
| 2007 | 19 | Michael Griffin | DB | Texas |
| 2006 | 3 | Vince Young | QB | Texas |
| 2005 | 6 | Pacman Jones | CB | West Virginia |
| 2004 | | (none) | | |
| 2003 | 28 | Andre Woolfolk | CB | Oklahoma |
| 2002 | 15 | Albert Haynesworth | DT | Tennessee |
| 2001 | | (none) | | |
| 2000 | 30 | Keith Bulluck | LB | Syracuse |
| 1999 | 16 | Jevon Kearse | DE | Florida |
| 1998 | 16 | Kevin Dyson | WR | Utah |
| 1997 | 18 | Kenny Holmes | DE | Miami (Fla.) |
| 1996 | 14 | Eddie George | RB | Ohio State |
| 1995 | 3 | Steve McNair | QB | Alcorn State |
| 1994 | 26 | Henry Ford | DE | Arkansas |
| 1993 | 13 | Brad Hopkins | T | Illinois |
| 1992 | | (none) | | |
| 1991 | | (none) | | |
| 1990 | 15 | Lamar Lathon | LB | Houston |
| 1989 | 23 | David Williams | T | Florida |
| 1988 | 22 | Lorenzo White | RB | Michigan State |
| 1987 | 3 | Alonzo Highsmith | RB | Miami (Fla.) |
| | 20 | Haywood Jeffires | WR | NC State |
| 1986 | 3 | Jim Everett | QB | Purdue |
| 1985 | 3 | Ray Childress | DE | Texas A&M |
| | 11 | Richard Johnson | DB | Wisconsin |
| 1984 | 2 | Dean Steinkuhler | T | Nebraska |
| 1983 | 9 | Bruce Matthews | G | Southern California |
| 1982 | 8 | Mike Munchak | G | Penn State |
| 1981 | | (none) | | |
| 1980 | | (none) | | |
| 1979 | | (none) | | |
| 1978 | 1 | Earl Campbell | RB | Texas |
| 1977 | 11 | Morris Towns | T | Missouri |
| 1976 | | (none) | | |
| 1975 | 6 | Robert Brazile | LB | Jackson State |
| | 15 | Don Hardeman | RB | Tex.A&M-Kingsville |
| 1974 | | (none) | | |
| 1973 | 1 | John Matuszak | DE | Tampa |
| | 14 | George Amundson | RB | Iowa State |
| 1972 | 6 | Greg Sampson | DE | Stanford |
| 1971 | 3 | Dan Pastorini | QB | Santa Clara |
| 1970 | 14 | Doug Wilkerson | G | NC Central |
| 1969 | 15 | Ron Pritchard | LB | Arizona State |
| 1968 | | (none) | | |
| 1967 | 5 | George Webster | LB | Michigan St. |
| | 23 | Tom Regner | G | Notre Dame |
| 1966 | | Tommy Nobis | LB | Texas |
| 1965 | | Lawrence Elkins | TE | Baylor |
| 1964 | | Scott Appleton | DT | Texas |
| 1963 | | Danny Brabham | LB | Arkansas |
| 1962 | | Ray Jacobs | DT | Howard Payne |
| 1961 | | Mike Ditka | TE | Pittsburgh |
| 1960 | | Billy Cannon | HB | LSU |

TITANS BY THE PICK

Titans' draft picks, overall selections 1-32, since 1967 (picks in Round 1 unless otherwise noted):

| Pick | Year | Player | Pos | School |
|------|--------------|--------------------|-----|----------------------|
| 1. | 1978 | Earl Campbell | RB | Texas |
| | 1973 | John Matuszak | DE | Tampa |
| 2. | 2015 | Marcus Mariota | QB | Oregon |
| | 1984 | Dean Steinkuhler | T | Nebraska |
| 3. | 2006 | Vince Young | QB | Texas |
| | 1995 | Steve McNair | QB | Alcorn State |
| | 1987 | Alonzo Highsmith | RB | Miami (Fla.) |
| | 1986 | Jim Everett | QB | Purdue |
| | 1985 | Ray Childress | DE | Texas A&M |
| | 1971 | Dan Pastorini | QB | Santa Clara |
| 4. | (none) | | | |
| 5. | 2017 | Corey Davis | WR | Western Michigan |
| | 1967 | George Webster | LB | Michigan State |
| 6. | 2005 | Adam Jones | CB | West Virginia |
| | 1975 | Robert Brazile | LB | Jackson State |
| | 1972 | Greg Sampson | DE | Stanford |
| 7. | (none) | | | |
| 8. | 2016 | Jack Conklin | T | Michigan State |
| | 2011 | Jake Locker | QB | Washington |
| | 1982 | Mike Munchak | G | Penn State |
| 9. | 1983 | Bruce Matthews | G | Southern California |
| 10. | 2013 | Chance Warmack | G | Alabama |
| 11. | 2014 | Taylor Lewan | T | Michigan |
| | 1985 | Richard Johnson | DB | Wisconsin |
| | 1977 | Morris Towns | T | Missouri |
| 12. | (none) | | | |
| 13. | 1993 | Brad Hopkins | G | Illinois |
| 14. | 1996 | Eddie George | RB | Ohio State |
| | 1973 | George Amundson | RB | Iowa State |
| | 1970 | Doug Wilkerson | G | N.C. Central |
| 15. | 2002 | Albert Haynesworth | DT | Tennessee |
| | 1990 | Lamar Lathon | LB | Houston |
| | 1975 | Don Hardeman | RB | Texas A&M-Kingsville |
| | 1969 | Ron Pritchard | LB | Arizona State |
| 16. | 2010 | Derrick Morgan | DE | Georgia Tech |
| | 1999 | Jevon Kearse | DE | Florida |
| | 1998 | Kevin Dyson | WR | Utah |
| 17. | (none) | | | |
| 18. | 2017 | Adoree' Jackson | CB | Southern California |
| | 1997 | Kenny Holmes | DE | Miami (Fla.) |
| 19. | 2019 | Jeffery Simmons | DL | Mississippi State |
| | 2007 | Michael Griffin | S | Texas |
| 20. | 2012 | Kendall Wright | WR | Baylor |
| | 1987 | Haywood Jeffires | WR | North Carolina St. |
| 21. | (none) | | | |
| 22. | 2018 | Rashaan Evans | LB | Alabama |
| | 1988 | Lorenzo White | RB | Michigan State |
| 23. | 1989 | David Williams | T | Florida |
| 24. | 2008 | Chris Johnson | RB | East Carolina |
| | 1967 | Tom Regner | G | Notre Dame |
| 25. | (none) | | | |
| 26. | 1994 | Henry Ford | DE | Arkansas |
| 27. | (none) | | | |
| 28. | 2003 | Andre Woolfolk | CB | Oklahoma |
| | 1991 (Rnd 2) | Mike Dumas | DB | Indiana |
| 29. | 1984 (Rnd 2) | Doug Smith | DL | Auburn |
| 30. | 2009 | Kenny Britt | WR | Rutgers |
| | 2000 | Keith Bulluck | LB | Syracuse |
| | 1983 (Rnd 2) | Harvey Salem | T | California |
| 31. | 1979 (Rnd 2) | Mike Stensrud | DE | Iowa State |
| | 1970 (Rnd 2) | Lee Brooks | DT | Texas |
| | 1967 (Rnd 2) | Bob Davis | QB | Virginia |
| 32. | (none) | | | |

ALL-TIME 29TH OVERALL PICKS

Players selected with the 29th overall selection in the NFL Draft in the "common draft" era (1967-present):

| Year | Team | Player | Pos | College |
|------|----------------------|-----------------------|-----|--------------------|
| 2019 | Seattle Seahawks | L.J. Collier | DE | Texas Christian |
| 2018 | Jacksonville Jaguars | Taven Bryan | DT | Florida |
| 2017 | Cleveland Browns | David Njoku | TE | Miami (Fla.) |
| 2016 | Arizona Cardinals | Robert Nkemdiche | DT | Mississippi |
| 2015 | Indianapolis Colts | Phillip Dorsett | WR | Miami (Fla.) |
| 2014 | New England Patriots | Dominique Easley | DT | Florida |
| 2013 | Minnesota Vikings | Cordarrelle Patterson | WR | Tennessee |
| 2012 | Minnesota Vikings | Harrison Smith | DB | Notre Dame |
| 2011 | Chicago Bears | Gabe Carimi | T | Wisconsin |
| 2010 | New York Jets | Kyle Wilson | DB | Boise State |
| 2009 | New York Giants | Hakeem Nicks | WR | North Carolina |
| 2008 | San Francisco 49ers | Kentwan Balmer | DE | North Carolina |
| 2007 | Baltimore Ravens | Ben Grubbs | G | Auburn |
| 2006 | New York Jets | Nick Mangold | C | Ohio State |
| 2005 | Indianapolis Colts | Marlin Jackson | DB | Michigan |
| 2004 | Atlanta Falcons | Michael Jenkins | WR | Ohio State |
| 2003 | Green Bay Packers | Nick Barnett | LB | Oregon State |
| 2002 | Chicago Bears | Marc Colombo | T | Boston College |
| 2001 | St. Louis Rams | Ryan Pickett | DT | Ohio State |
| 2000 | Jacksonville Jaguars | R.Jay Soward | WR | USC |
| 1999 | Minnesota Vikings | Dimitrius Underwood | DE | Michigan State |
| 1998 | Miami Dolphins | John Avery | RB | Mississippi |
| 1997 | New England Patriots | Chris Canty | DB | Kansas State |
| 1996 | Pittsburgh Steelers | Jamain Stephens | T | North Carolina A&T |
| 1995 | Carolina Panthers | Blake Brockermeier | T | Texas |
| 1994 | Cleveland Browns | Derrick Alexander | WR | Michigan |
| 1993 | Green Bay Packers | George Teague | DB | Alabama |
| 1992 | Indianapolis Colts | Ashley Ambrose | DB | Miss. Valley St. |
| 1991 | Cleveland Browns | Ed King | G | Auburn |
| 1990 | Seattle Seahawks | Terry Wooden | LB | Syracuse |
| 1989 | Dallas Cowboys | Steve Wisniewski | G | Penn State |
| 1988 | Detroit Lions | Chris Spielman | LB | Ohio State |
| 1987 | Buffalo Bills | Nate Odomes | DB | Wisconsin |
| 1986 | Detroit Lions | Garry James | RB | LSU |
| 1985 | Buffalo Bills | Mark Traynowicz | G | Nebraska |
| 1984 | Houston Oilers | Doug Smith | NT | Auburn |
| 1983 | Baltimore Colts | Vernon Maxwell | LB | Arizona State |
| 1982 | San Francisco 49ers | Bubba Paris | T | Michigan |
| 1981 | New Orleans Saints | Russell Gary | DB | Nebraska |
| 1980 | Buffalo Bills | Joe Cribbs | RB | Auburn |
| 1979 | San Francisco 49ers | James Owens | RB | UCLA |
| 1978 | Kansas City Chiefs | Sylvester Hicks | DE | Tennessee State |
| 1977 | Tampa Bay Buccaneers | Dave Lewis | LB | USC |
| 1976 | Seattle Seahawks | Sammy Green | LB | Florida |
| 1975 | Atlanta Falcons | Ralph Ortega | LB | Florida |
| 1974 | Minnesota Vikings | John Holland | WR | Tennessee State |
| 1973 | New Orleans Saints | Derland Moore | DT | Oklahoma |
| 1972 | Cincinnati Bengals | Tommy Casanova | DB | LSU |
| 1971 | Buffalo Bills | Jan White | TE | Ohio State |
| 1970 | Miami Dolphins | Jim Mandich | TE | Michigan |
| 1969 | Atlanta Falcons | Paul Gipson | RB | Houston |
| 1968 | Atlanta Falcons | Carlton Dabney | DT | Morgan State |
| 1967 | Miami Dolphins | Jim Riley | DE | Oklahoma |

Note: The 29th pick was in the second round from 1967–1992.

TITANS DRAFT NUMBERS

6

After trades, the total number of draft picks the Titans possess in the 2020 NFL Draft.

6

Players drafted by the Titans under general manager **Jon Robinson** (2016–19) from both the SEC and Pac-12 conferences, tying for the most from any conference.

9

First-round draft picks on the Titans roster at the end of the 2019 season.

14

Players drafted by the Titans who started at least 10 games during the 2019 season.

18

Number of trades made by Titans general manager **Jon Robinson** in his first four years with the Titans (2016–2019).

19

Number of seasons, including 2020, that Titans general manager **Jon Robinson** has spent in the NFL.

20

All-time draft picks by the Titans/Oilers from the University of Texas, which is the most of any school for the team. Oklahoma is second with 15 draft picks by the team.

23

The total number of players on the final 53-man roster or injured reserve in 2019 who were drafted by the Titans.

29

The overall pick in the first round assigned to the Titans as a result of their reaching the AFC championship game after a 9-7 record in the regular season.

61

The overall pick the Titans possess in the second round of this year's draft (29th pick of the second round).

93

The overall pick the Titans possess in the third round of this year's draft (29th pick of the third round).

167

The combined number of games started for the Titans in 2019 by their 2016–19 Titans draft picks (picks made by GM Jon Robinson).

180

Draft picks by the organization since it became the Titans in 1999.

193

The total number of offensive linemen drafted in franchise history, the highest total of any position group. Running backs/fullbacks are second with 115.

851

Total snaps (including plays called back due to penalties) that rookies played for the Titans during the 2019 playoffs. It was the highest total among the 12 playoff clubs.

FRANCHISE DRAFT PICKS BY SCHOOL

| School | Picks | School | Picks | School | Picks | School | Picks |
|----------------------|-------|--------------------------|-------|------------------------|-------|--------------------------|-------|
| Texas | 20 | Fresno State | 5 | Memphis State | 2 | Kalamazoo | 1 |
| Oklahoma | 15 | Hawaii | 5 | Middle Tennessee State | 2 | La Verne | 1 |
| Alabama | 14 | Iowa State | 5 | Mississippi Southern | 2 | Lake Forest | 1 |
| Auburn | 14 | Jackson State | 5 | Nicholls State | 2 | Maryland-Eastern Shore | 1 |
| Baylor | 14 | Louisiana Tech | 5 | North Carolina A&T | 2 | Massachusetts | 1 |
| Penn State | 14 | Louisville | 5 | North Texas State | 2 | McMurry | 1 |
| Michigan State | 13 | Minnesota | 5 | Northern Arizona | 2 | Minnesota State-Mankato | 1 |
| Rice | 13 | New Mexico State | 5 | Southwest Missouri | 2 | Minnesota-Duluth | 1 |
| Houston | 12 | Texas Tech | 5 | Samford | 2 | Morningside | 1 |
| Louisiana State | 12 | Tulane | 5 | South Carolina State | 2 | North Dakota | 1 |
| Mississippi | 12 | Washington State | 5 | South Dakota State | 2 | North Dakota State | 1 |
| Mississippi State | 12 | Arizona State | 4 | Southern | 2 | Northeast Louisiana | 1 |
| Southern California | 12 | Boston College | 4 | Texas A&M-Kingsville | 2 | Northeast Missouri | 1 |
| Texas A&M | 12 | Brigham Young | 4 | Toledo | 2 | Northeast Oklahoma | 1 |
| Miami (Fla.) | 11 | Colorado | 4 | Troy State | 2 | Northern Colorado | 1 |
| Tennessee | 11 | Colorado State | 4 | Texas-El Paso | 2 | Northern Iowa | 1 |
| Clemson | 10 | Lamar | 4 | Wake Forest | 2 | Northwest Missouri State | 1 |
| Florida State | 10 | Maryland | 4 | Wyoming | 2 | New Mexico Highlands | 1 |
| Georgia | 10 | Prairie View | 4 | Air Force | 1 | Nevada | 1 |
| Illinois | 10 | Syracuse | 4 | Akron | 1 | Oregon State | 1 |
| Northwestern | 10 | Tennessee State | 4 | Alabama-Birmingham | 1 | Ottawa | 1 |
| Purdue | 10 | Texas Southern | 4 | Angelo State | 1 | Pacific West | 1 |
| Stanford | 10 | Tulsa | 4 | Arkansas AM&N | 1 | Panhandle A&M | 1 |
| Wisconsin | 10 | Virginia | 4 | Arkansas Tech | 1 | Pepperdine | 1 |
| Florida | 9 | Western Kentucky | 4 | Augustana | 1 | Portland State | 1 |
| Missouri | 9 | Cincinnati | 3 | Austin Peay | 1 | Richmond | 1 |
| Notre Dame | 9 | East Carolina | 3 | Bemidji State | 1 | Sam Houston State | 1 |
| Pittsburgh | 9 | Florida A&M | 3 | Benedict | 1 | Santa Clara | 1 |
| Texas Christian | 9 | Johnson Smith | 3 | Bishop | 1 | Shepherd | 1 |
| West Virginia | 9 | McNeese State | 3 | Boise State | 1 | Simpson | 1 |
| Arizona | 8 | Montana | 3 | Boston University | 1 | Southeast Louisiana | 1 |
| California | 8 | Morgan State | 3 | Brown | 1 | Southeast Missouri State | 1 |
| Grambling State | 8 | New Mexico | 3 | Cal State-Chico | 1 | Southern Illinois | 1 |
| Iowa | 8 | North Carolina Central | 3 | California, Pa. | 1 | Southern Utah | 1 |
| Miami (Ohio) | 8 | Northern Illinois | 3 | Cameron | 1 | St. Ambrose | 1 |
| Michigan | 8 | Northwestern State (La.) | 3 | Central Arkansas | 1 | Tampa | 1 |
| Nebraska | 8 | Rutgers | 3 | Central Florida | 1 | Temple | 1 |
| Utah | 8 | Southwest Texas State | 3 | Charlotte | 1 | Texas A&I | 1 |
| Ohio State | 7 | Stephen F. Austin | 3 | Cheyney | 1 | Vanderbilt | 1 |
| Oklahoma State | 7 | Virginia Tech | 3 | Concordia College (MN) | 1 | Villanova | 1 |
| UCLA | 7 | West Texas State | 3 | Connecticut | 1 | Virginia State | 1 |
| Alcorn State | 6 | Abilene Christian | 2 | Detroit | 1 | Washburn | 1 |
| Georgia Tech | 6 | Alabama State | 2 | Drake | 1 | Washington (Mo.) | 1 |
| Kansas | 6 | Ball State | 2 | East Texas State | 1 | West Texas State | 1 |
| Kentucky | 6 | Bowling Green | 2 | Eastern Michigan | 1 | West Virginia State | 1 |
| North Carolina | 6 | California-Davis | 2 | Eastern New Mexico | 1 | West Virginia Tech | 1 |
| North Carolina State | 6 | Chattanooga | 2 | Eastern Washington | 1 | Western Michigan | 1 |
| Oregon | 6 | Duke | 2 | Florida Atlantic | 1 | Whittier | 1 |
| South Carolina | 6 | Humboldt State | 2 | Florida International | 1 | Widener | 1 |
| Southern Methodist | 6 | Indiana | 2 | George Washington | 1 | Wiley | 1 |
| Southern Miss | 6 | Kansas State | 2 | Hardin-Simmons | 1 | William & Mary | 1 |
| Utah State | 6 | Kent State | 2 | Howard Payne | 1 | Winston-Salem State | 1 |
| Washington | 6 | Lincoln | 2 | Idaho | 1 | Wisconsin-Oshkosh | 1 |
| Arkansas | 5 | Marquette | 2 | Jacksonville State | 1 | Wisconsin-Stout | 1 |

RECENT TITANS DRAFTS

2019

| Rd. | Pick | Player | Pos. | College |
|-----|------|-----------------------|------|-------------------|
| 1 | 19 | Jeffery Simmons | DL | Mississippi State |
| 2 | 51 | A.J. Brown | WR | Mississippi |
| 3 | 82 | Nate Davis | OL | Charlotte |
| 4a | 116 | Amani Hooker | DB | Iowa |
| 4b | 121 | (Traded to N.Y. Jets) | | |
| 5a | 157 | (Traded to N.Y. Jets) | | |
| 5b | 168 | D'Andre Walker | OLB | Georgia |
| 6a | 188 | David Long | LB | West Virginia |
| 6b | 191 | (Traded to Baltimore) | | |
| 7 | 233 | (Traded to Miami) | | |

2019 Draft Notes

- 4a, 5b – Picks acquired in a trade with N.Y. Jets for 4b and 5a
- 6a – Pick and QB Ryan Tannehill acquired in a trade with Miami for a seventh-round pick (233 overall) and a fourth-round pick in 2020
- 6b – Pick acquired in a trade with Baltimore for LB Kamalei Correa

2018

| Rd. | Pick | Player | Pos. | College |
|-----|------|--|------|------------------|
| 1a | 22 | Rashaan Evans | LB | Alabama |
| 1b | 25 | (traded to Baltimore) | | |
| 2a | 41 | Harold Landry III | OLB | Boston College |
| 2b | 57 | (traded to Oakland) | | |
| 3 | 89 | (traded to Oakland) | | |
| 4 | 125 | (traded to Baltimore) | | |
| 5a | 152 | Dane Cruikshank | DB | Arizona |
| 5b | 162 | (traded to Baltimore) | | |
| 6a | 199 | Luke Falk | QB | Washington State |
| 6b | 215 | (acquired from Baltimore and traded back to Baltimore) | | |
| 7 | 243 | (traded to Kansas City) | | |

2018 Draft Notes

- 1a, 6b – Picks acquired in a trade with Baltimore for 1b and 4 (6b later traded back to Baltimore)
- 2a – Pick acquired in a trade with Oakland for 2b and 3
- 5a – Pick acquired in a trade with Baltimore for 5b and 6b (6b originally traded from Baltimore to Tennessee before being traded back to Baltimore)
- 7 – Pick traded to Kansas City in 2017 for defensive lineman David King

2017

| Rd. | Pick | Player | Pos. | College |
|-----|------|--------------------------|------|-----------------------|
| 1a | 5 | Corey Davis | WR | Western Michigan |
| 1b | 18 | Adoree' Jackson | CB | Southern California |
| 2 | 52 | (traded to Cleveland) | | |
| 3a | 72 | Taywan Taylor | WR | Western Kentucky |
| 3b | 83 | (traded to New England) | | |
| 3c | 100 | Jonnu Smith | TE | Florida International |
| 4 | 124 | (Traded to New England) | | |
| 5a | 155 | Jayon Brown | LB | UCLA |
| 5b | 164 | (Traded to Philadelphia) | | |
| 6a | 200 | (Traded to N.Y. Giants) | | |
| 6b | 203 | (Traded to Denver) | | |
| 6c | 207 | (Traded to Cincinnati) | | |
| 6d | 214 | (Traded to Philadelphia) | | |
| 6e | 217 | Corey Levin | OL | Chattanooga |
| 7a | 227 | Josh Carraway | OLB | Texas Christian |
| 7b | 236 | Brad Seaton | T | Villanova |
| 7c | 241 | Khalfani Muhammad | RB | California |

2017 Draft Notes

- 2 – Pick traded to Cleveland during 2016 draft (see 2016, 1b)
- 3a, 6a – Picks acquired in a trade with New England for 3b and 4
- 3c – Compensatory selection; acquired in a trade with the Los Angeles Rams during the 2016 draft (see 2016, 1a)
- 5a – Pick acquired in a trade with Philadelphia for 5b, 6d
- 6b – Pick traded to Denver during 2016 draft (see 2016, 5b)

- 6c, 7c – Picks acquired in a trade with the N.Y. Giants for 6a
- 6d – Pick acquired in a trade with Atlanta in 2015 (see 2016, 6c)
- 6e, 7a – Picks acquired in a trade with Cincinnati for 6c

2016

| Rd. | Pick | Player | Pos. | College |
|-----|------|--------------------------|------|-----------------|
| 1a | 1 | (traded to Los Angeles) | | |
| 1b | 8 | Jack Conklin | T | Michigan State |
| 1c | 15 | (traded to Cleveland) | | |
| 2a | 33 | Kevin Dodd | OLB | Clemson |
| 2b | 43 | Austin Johnson | DL | Penn State |
| 2c | 45 | Derrick Henry | RB | Alabama |
| 3a | 64 | Kevin Byard | S | Middle TN State |
| 3b | 76 | (traded to Cleveland) | | |
| 4a | 100 | (traded to Philadelphia) | | |
| 4b | 113 | (traded to Los Angeles) | | |
| 5a | 140 | Tajae Sharpe | WR | Massachusetts |
| 5b | 157 | LeShaun Sims | CB | Southern Utah |
| 6a | 176 | (traded to Denver) | | |
| 6b | 177 | (traded to Los Angeles) | | |
| 6c | 193 | Sebastian Tretola | G | Arkansas |
| 7a | 222 | Aaron Wallace | OLB | UCLA |
| 7b | 253 | Kalan Reed | CB | Southern Miss |

2016 Draft Notes

- 1b, 6a – Picks acquired in a trade with Cleveland for 1c, 3b and a 2017 second-round choice
- 1c, 2b, 2c, 3b – Picks and 2017 first-round and third-round choices acquired in a trade with Los Angeles for 1a, 4b and 6b
- 4b – Pick acquired in a trade with Philadelphia for 4a and RB DeMarco Murray
- 5b, 7b – Picks acquired in a trade with Denver for 6a and a 2017 sixth-round choice
- 6c – Pick and a 2017 sixth-round choice acquired in 2015 from Atlanta for G Andy Levine.

2015

| Rd. | Pick | Player | Pos. | College |
|-----|------|-----------------------------|------|----------------|
| 1 | 2 | Marcus Mariota | QB | Oregon |
| 2a | 33 | (traded to New York Giants) | | |
| 2b | 40 | Dorial Green-Beckham | WR | Oklahoma |
| 3 | 66 | Jeremiah Poutasi | OL | Utah |
| 4a | 100 | Angelo Blackson | DE | Auburn |
| 4b | 108 | Jalston Fowler | FB | Alabama |
| 5 | 138 | David Cobb | RB | Minnesota |
| 6a | 177 | Deontrez Mount | OLB | Louisville |
| 6b | 208 | Andy Gallik | C | Boston College |
| 7a | 219 | (traded to New England) | | |
| 7b | 245 | Tre McBride | WR | William & Mary |

2015 Draft Notes

- 2b, 4b, 7b – Picks acquired from New York Giants for 2a.
- 6b – Pick acquired in 2014 from New England for LB Akeem Ayers and 7a.

2014

| Rd. | Pick | Player | Pos. | College |
|-----|------|---------------------------|------|-----------------|
| 1 | 11 | Taylor Lewan | T | Michigan |
| 2a | 42 | (traded to Philadelphia) | | |
| 2b | 54 | Bishop Sankey | RB | Washington |
| 3 | 77 | (traded to San Francisco) | | |
| 4a | 112 | DaQuan Jones | DL | Penn State |
| 4b | 122 | Marqueston Huff | DB | Wyoming |
| 5 | 151 | Avery Williamson | LB | Kentucky |
| 6a | 178 | Zach Mettenberger | QB | Louisiana State |
| 6b | 186 | (traded to Washington) | | |
| 7 | 228 | (traded to Washington) | | |

2014 Draft Notes

- 2b and 4b were acquired in trade with Philadelphia for 2a.
- 3 – Pick traded to San Francisco during 2013 draft (see 2013, 2a).
- 6a – Pick acquired in trade with Washington for 6b and 7.

2013

| Rd. | Pick | Player | Pos. | College |
|-----|------|---------------------------|------|-----------------|
| 1 | 10 | Chance Warmack | G | Alabama |
| 2a | 34 | Justin Hunter | WR | Tennessee |
| 2b | 40 | (Traded to San Francisco) | | |
| 3a | 70 | Blidi Wreh-Wilson | CB | Connecticut |
| 3b | 97 | Zaviar Gooden | LB | Missouri |
| 4 | 107 | Brian Schwenke | C | California |
| 5 | 142 | Lavar Edwards | DE | Louisiana State |
| 6a | 176 | (Traded to Minnesota) | | |
| 6b | 202 | Khalid Wooten | CB | Nevada |
| 7a | 216 | (Traded to San Francisco) | | |
| 7b | 248 | Daimion Stafford | S | Nebraska |

2013 Draft Notes

- 2a – Pick acquired in trade with San Francisco for 2b, 7a and a third-round pick in 2014.
- 6a – Pick traded to Minnesota in 2012 for a seventh-round pick in 2012.
- 3b, 6b, 7b awarded as compensatory selections

2012

| Rd. | Pick | Player | Pos. | College |
|-----|------|-------------------|------|--------------------|
| 1 | 20 | Kendall Wright | WR | Baylor |
| 2 | 52 | Zach Brown | LB | North Carolina |
| 3 | 82 | Mike Martin | DT | Michigan |
| 4 | 115 | Coty Sensabaugh | CB | Clemson |
| 5a | 145 | Taylor Thompson | TE | Southern Methodist |
| 5b | 155 | (traded to Miami) | | |
| 6 | 190 | Markelle Martin | S | Oklahoma State |
| 7a | 211 | Scott Solomon | DE | Rice |
| 7b | 227 | (traded to Miami) | | |

2012 Draft Notes

- 5a – Pick acquired in trade with Miami for 5b and 7b
- 7a – Pick acquired in trade with Minnesota for a sixth-round choice in 2013

2011

| Rd. | Pick | Player | Pos. | College |
|-----|------|-----------------|------|---------------------|
| 1 | 8 | Jake Locker | QB | Washington |
| 2 | 39 | Akeem Ayers | LB | UCLA |
| 3 | 77 | Jurrell Casey | DT | Southern California |
| 4a | 109 | Colin McCarthy | LB | Miami (Fla.) |
| 4b | 130 | Jamie Harper | RB | Clemson |
| 5 | 142 | Karl Klug | DL | Iowa |
| 6 | 175 | Byron Stingily | T | Louisville |
| 7a | 212 | Zach Clayton | DT | Auburn |
| 7b | 251 | Tommie Campbell | DB | California (Pa.) |

2011 Draft Notes

- 4b, 7b awarded as compensatory selections

2010

| Rd. | Pick | Player | Pos. | College |
|-----|------|-------------------------|------|---------------------|
| 1 | 16 | Derrick Morgan | DE | Georgia Tech |
| 2 | 47 | (Traded to New England) | | |
| 3a | 77 | Damian Williams | WR | Southern California |
| 3b | 97 | Rennie Curran | LB | Georgia |
| 4a | 104 | Alterraun Verner | CB | UCLA |
| 4b | 111 | (Traded to Seattle) | | |
| 5 | 148 | Robert Johnson | S | Utah |
| 6a | 176 | Rusty Smith | QB | Florida Atlantic |
| 6b | 185 | (Traded to Seattle) | | |
| 6c | 207 | Myron Rolle | S | Florida State |
| 7a | 222 | Marc Mariani | WR | Montana |
| 7b | 241 | David Howard | DT | Brown |

2010 Draft Notes

- 3b, 6c, 7b – Awarded as compensatory selections
- 2 – Pick traded to New England for 2009 third-round pick (see 2009 3a)
- 4a, 6a – Acquired in trade with Seattle for RB LenDale White, DT Kevin Vickerson, 4b and 6b

2019 TITANS DRAFT REVIEW

DL JEFFERY SIMMONS | 6-4, 305, Mississippi State
1st round, 19th overall



Rookie Season: As a rookie, Simmons began the season on the reserve/non-football injury list. He eventually joined the active roster, appearing in nine games and producing 40 tackles, two sacks, two tackles for loss, 14 quarterback pressures and one pass defended. He added four tackles, three quarterback pressures and a fumble recovery in three playoff contests.

College: During a three-year career as a defensive tackle at Mississippi State (2016-18), Simmons appeared in 38 contests with 28 starts. He finished his career ranked sixth in school history with 32.5 tackles for loss. He also tied for sixth in MSU annals with five forced fumbles and tied for fourth with three blocked kicks.

WR A.J. BROWN | 6-1, 226, Mississippi
2nd round, 51st overall

Rookie Season: Brown led the Titans with 52 catches, 1,051 receiving yards and eight touchdown catches. He led the 2019 NFL rookie class in receiving yards, tied for the rookie lead in touchdown receptions, and ranked second among all NFL players in receiving average (20.2).

College: In three seasons at Ole Miss (2016-18), Brown became the program's all-time leading receiver with 2,984 yards. He ranked third in school history with 189 receptions and fifth all-time with 19 touchdowns.

OL NATE DAVIS | 6-3, 316, Charlotte
3rd round, 82nd overall

Rookie Season: Davis played in 13 games with 12 starts at right guard. It was the highest number of starts at guard by a Titans rookie since Chance Warmack's 16 starts in 2013. He also started all three of the team's postseason games.

College: In four seasons at Charlotte (2015-18), Davis appeared in 41 career games with 37 starts. He started at guard from 2015-17 before switching to right tackle for his senior season in 2018.

DB AMANI HOOKER | 5-11, 210, Iowa
4th round, 116th overall

Rookie Season: Hooker played in all 16 games during the regular season and in all three playoff contests. He was used on defense in various sub-packages and ranked third on the team with eight special teams tackles.

College: During a three-year career at Iowa (2016-18), Hooker played in 36 games with 19 starts and totaled six interceptions. As a junior, he was selected second-team All-America by The Associated Press and USA Today. He recorded four interceptions in 2018.

OLB D'ANDRE WALKER | 6-2, 251, Georgia
5th round, 168th overall

Rookie Season: Walker spent his entire rookie season on injured reserve.

College: During a four-year career at Georgia (2015-18), Walker appeared in 54 games (13 starts). His career totals included 113 tackles, 13.5 sacks, 27.5 tackles for loss, four passes defended, five forced fumbles, one fumble recovery and two blocked punts. As a senior, he established a career high with a team-best 7.5 sacks.

LB DAVID LONG JR. | 5-11, 227, West Virginia
6th round, 188th overall

Rookie Season: Long appeared in 14 games and totaled 15 tackles, two tackles for loss, one pass defended, one forced fumble and two special teams tackles. In three playoff contests (one start), he contributed 16 tackles, two tackles for loss and one special teams tackle.

College: During a three-year career at West Virginia (2016-18), Long played in 34 games with 31 starts. His totals included 252 tackles, 14 sacks and 40 career tackles for loss, which tied for third place on West Virginia's all-time list. In 2018, he was named Big 12 Defensive Player of the Year by the coaches and Associated Press. He garnered second-team All-America honors from the Associated Press.

TRADES BY JON ROBINSON

2019 TRADES

| Trade Date/Teams | Compensation | Overall | Player Selected | Note |
|--|-----------------------------|---------|--------------------|--|
| 1. March 15, 2019 | | | | |
| Tennessee Receives: | Player: QB Ryan Tannehill | | | |
| | Draft Choice: Round 6, 2019 | #188 | LB David Long | |
| Miami Receives: | Draft Choice: Round 7, 2019 | #233 | RB Chandler Cox | |
| | Draft Choice: Round 4, 2020 | | | |
| 2. April 27, 2019 (Draft Day Trade) | | | | |
| Tennessee Receives: | Draft Choice: Round 4, 2019 | #116 | DB Amani Hooker | Pick originally from Miami through New Orleans |
| | Draft Choice: Round 5, 2019 | #168 | OLB D'Andre Walker | Pick originally from New Orleans |
| N.Y. Jets Receive: | Draft Choice: Round 4, 2019 | #121 | TE Trevon Wesco | |
| | Draft Choice: Round 5, 2019 | #157 | LB Blake Cashman | |
| 3. August 29, 2019 | | | | |
| Tennessee Receives: | Player: OLB Reggie Gilbert | | | |
| Green Bay Receives: | Draft Choice: Round 7, 2020 | | | Conditional draft choice |
| 4. August 31, 2019 | | | | |
| Tennessee Receives: | Draft Choice: Round 7, 2020 | | | |
| Cleveland Receives: | Player: WR Taywan Taylor | | | |

2018 TRADES

| Trade Date/Teams | Compensation | Overall | Player Selected | Note |
|--|-----------------------------|---------|-----------------------|--|
| 1. April 26, 2018 (Draft Day Trade) | | | | |
| Tennessee Receives: | Draft Choice: Round 1, 2018 | #22 | LB Rashaan Evans | Pick originally from Kansas City through Buffalo |
| | Draft Choice: Round 6, 2018 | #215 | C Bradley Bozeman | Pick traded back to Baltimore |
| Baltimore Receives: | Draft Choice: Round 1, 2018 | #25 | TE Hayden Hurst | |
| | Draft Choice: Round 4, 2018 | #125 | DB Avonte Maddox | Pick traded to Philadelphia |
| 2. April 27, 2018 (Draft Day Trade) | | | | |
| Tennessee Receives: | Draft Choice: Round 2, 2018 | #41 | OLB Harold Landry III | |
| Oakland Receives: | Draft Choice: Round 2, 2018 | #57 | DT P.J. Hall | |
| | Draft Choice: Round 3, 2018 | #89 | T Joseph Noteboom | Pick traded to L.A. Rams |

TRADES BY JON ROBINSON

3. April 28, 2018 (Draft Day Trade)

| | | | | | |
|---------------------|---------------|---------------|------|--------------------|--------------------------------|
| Tennessee Receives: | Draft Choice: | Round 5, 2018 | #152 | DB Dane Cruikshank | |
| Baltimore Receives: | Draft Choice: | Round 5, 2018 | #162 | WR Jordan Lasley | |
| | Draft Choice: | Round 6, 2018 | #215 | C Bradley Bozeman | Pick originally from Baltimore |

4. August 28, 2018

| | | | | | |
|---------------------|---------------|---------------|--|-------------------|--------------------------|
| Tennessee Receives: | Player: | | | LB Kamalei Correa | |
| Baltimore Receives: | Draft Choice: | Round 6, 2019 | | DB Marcus Epps | Pick traded to Minnesota |

2017 TRADES

| Trade Date/Teams | Compensation | | Overall | Player Selected | Note |
|-------------------------------------|---------------|---------------|---------|------------------------|--|
| 1. April 28, 2017 (Draft Day Trade) | | | | | |
| Tennessee Receives: | Draft Choice: | Round 3, 2017 | #72 | WR Taywan Taylor | Pick originally from Carolina |
| | Draft Choice: | Round 6, 2017 | #200 | T Adam Bisnowaty | Pick traded to N.Y. Giants; originally from Indianapolis |
| New England Receives: | Draft Choice: | Round 3, 2017 | #83 | DE Derek Rivers | |
| | Draft Choice: | Round 4, 2017 | #124 | LB Jalen Reeves-Maybin | Pick traded to Detroit |
| 2. April 29, 2017 (Draft Day Trade) | | | | | |
| Tennessee Receives: | Draft Choice: | Round 5, 2017 | #155 | LB Jayon Brown | |
| Philadelphia Receives: | Draft Choice: | Round 5, 2017 | #164 | G Isaac Asiata | Pick traded to Miami |
| | Draft Choice: | Round 6, 2017 | #214 | DT Elijah Qualls | Pick originally from Atlanta |
| 3. April 29, 2017 (Draft Day Trade) | | | | | |
| Tennessee Receives: | Draft Choice: | Round 6, 2017 | #207 | DB Brandon Wilson | Pick traded to Cincinnati |
| | Draft Choice: | Round 7, 2017 | #241 | RB Khalfani Muhammad | |
| N.Y. Giants Receive: | Draft Choice: | Round 6, 2017 | #200 | T Adam Bisnowaty | Pick originally from Indianapolis through New England |
| 4. April 29, 2017 (Draft Day Trade) | | | | | |
| Tennessee Receives: | Draft Choice: | Round 6, 2017 | #217 | OL Corey Levin | Compensatory pick |
| | Draft Choice: | Round 7, 2017 | #227 | OLB Josh Carraway | |
| Cincinnati Receives: | Draft Choice: | Round 6, 2017 | #207 | DB Brandon Wilson | Pick originally from N.Y. Giants |
| 5. Sept. 1, 2017 | | | | | |
| Tennessee Receives: | Player: | DE David King | | | |
| Kansas City Receives: | Draft Choice: | Round 7, 2018 | #243 | DB Keion Crossen | Conditional draft choice; traded to New England |

2016 TRADES

| Trade Date/Teams | Compensation | | Overall | Player Selected | Note |
|-------------------------------------|---------------|-------------------------|---------|------------------------|---|
| 1. March 9, 2016 | | | | | |
| Tennessee Receives: | Player: | RB DeMarco Murray | | | |
| | Draft Choice: | Round 4, 2016 | #113 | LB Nick Kwiatkoski | Pick traded from Tennessee to Los Angeles to Chicago |
| Philadelphia Receives: | Draft Choice: | Round 4, 2016 | #100 | QB Connor Cook | Pick traded from Philadelphia to Cleveland to Oakland |
| 2. April 14, 2016 | | | | | |
| Tennessee Receives: | Draft Choice: | Round 1, 2016 | #15 | WR Corey Coleman | Pick traded from Tennessee to Cleveland |
| | Draft Choice: | Round 2, 2016 | #43 | DL Austin Johnson | Pick originally from Philadelphia |
| | Draft Choice: | Round 2, 2016 | #45 | RB Derrick Henry | |
| | Draft Choice: | Round 3, 2016 | #76 | T Shon Coleman | Pick traded from Tennessee to Cleveland |
| | Draft Choice: | Round 1, 2017 | #5 | WR Corey Davis | |
| | Draft Choice: | Round 3, 2017 | #100 | TE Jonnu Smith | Compensatory pick |
| Los Angeles Receives: | Draft Choice: | Round 1, 2016 | #1 | QB Jared Goff | |
| | Draft Choice: | Round 4, 2016 | #113 | LB Nick Kwiatkoski | Pick originally from Philadelphia; traded from Los Angeles to Chicago |
| | Draft Choice: | Round 6, 2016 | #177 | TE Temarrick Hemingway | |
| 3. April 28, 2016 (Draft Day Trade) | | | | | |
| Tennessee Receives: | Draft Choice: | Round 1, 2016 | #8 | T Jack Conklin | Pick originally from Miami through Philadelphia |
| | Draft Choice: | Round 6, 2016 | #176 | RB Andy Janovich | Pick traded from Tennessee to Denver |
| Cleveland Receives: | Draft Choice: | Round 1, 2016 | #15 | WR Corey Coleman | Pick originally from Los Angeles |
| | Draft Choice: | Round 3, 2016 | #76 | T Shon Coleman | Pick originally from Los Angeles |
| | Draft Choice: | Round 2, 2017 | #52 | QB DeShone Kizer | |
| 4. April 30, 2016 (Draft Day Trade) | | | | | |
| Tennessee Receives: | Draft Choice: | Round 5, 2016 | #157 | CB LeShaun Sims | Pick originally from N.Y. Jets |
| | Draft Choice: | Round 7, 2016 | #253 | CB Kalan Reed | |
| Denver Receives: | Draft Choice: | Round 6, 2016 | #176 | RB Andy Janovich | Pick originally from Cleveland |
| | Draft Choice: | Round 6, 2017 | #203 | RB De'Angelo Henderson | |
| 5. Aug. 16, 2016 | | | | | |
| Tennessee Receives: | Player: | G/T Dennis Kelly | | | |
| Philadelphia Receives: | Player: | WR Dorial Green-Beckham | | | |

HEAD COACH MIKE VRABEL

[Click For Complete Online Bio](#)


[Watch "The Mike Vrabel Show"](#)

[Watch Mike Vrabel's latest press conference](#)

[Podcast: The OTP visits with Mike Vrabel](#)

[Video: Introducing Mike Vrabel's Second and Seven Foundation](#)

[Video: Igniting the Fire - Who is Mike Vrabel?](#)



Mike Vrabel was named head coach of the Titans on Jan. 20, 2018. He became the 19th head coach in franchise history.

In Vrabel's first two seasons, he directed the Titans to a 20-15 record, including a 2-1 mark in the 2019 playoffs. His 20 wins made up the second-highest total in franchise history for a head coach's first two seasons, behind only **Jack Pardee's** 21 wins from 1990–1991.

Vrabel became the first head coach in the organization's history to win multiple playoff games within his first two seasons. The Titans won a pair of road games—at New England in the wild card round and at Baltimore in the divisional round—to advance to the 2019 AFC championship game, falling at Kansas City to the eventual Super Bowl champion Chiefs.

The Titans began the 2019 campaign with two wins in their first six games but rallied to win seven of their final 10 games in the regular season. From the time the NFL went to its current playoff format in 1990 through 2019, 345 teams went 2-4 or worse in their first six games of a season. From that group, the Titans became only the third team to advance to a conference championship game, joining the 2002 Titans (2-4) and the 1996 Jacksonville Jaguars (2-4).

The 2019 Titans ranked in the NFL's top 10 in scoring margin (eighth, +71), turnover margin (sixth, +6), offensive yards per play (fourth, 6.12), rushing offense (third, 138.9 yards per game), red zone efficiency (first, 75.6 percent), total touchdowns (tied for third, 54) and third-down defense (eighth, 36.3 percent).

From 2018–2019, Vrabel's Titans were the second-least penalized NFL team (181). Over the same period of time, they were the fourth-best rushing offense (129.2 yards per game), the fifth-best scoring defense (19.8 points allowed per game) and the seventh-best third-down defense (36.4 percent).

MIKE VRABEL AT A GLANCE

- **Regular season record:** 18-14
- **Postseason record:** 2-1
- **Overall record:** 20-15
- **Regular season home record:** 10-6
- **Regular season road record:** 8-8
- **Year as Titans head coach:** 2
- **Year as NFL head coach:** 2

Mike Vrabel's Career Coaching Ledger:

| Years | Team | Position |
|---------|-----------------------|-----------------------|
| 2018-19 | Tennessee Titans | Head Coach |
| 2017 | Houston Texans | Defensive Coordinator |
| 2014-16 | Houston Texans | Linebackers Coach |
| 2012-13 | Ohio State University | Defensive Line Coach |
| 2011 | Ohio State University | Linebackers Coach |

Mike Vrabel's Career Playing Ledger:

| Years | Team | Position |
|---------|----------------------|------------|
| 2009-10 | Kansas City Chiefs | Linebacker |
| 2001-08 | New England Patriots | Linebacker |
| 1997-00 | Pittsburgh Steelers | Linebacker |

★ ★ ★

In his first season as head coach, Vrabel directed the Titans to a 9-7 record. His nine wins tied for the fourth-highest total in franchise history by a first-year head coach.

With only 82 penalties enforced against the Titans in 2018, Vrabel's team led the NFL and set a franchise record (16-game season) for fewest penalties in a season. The 2018 Titans also placed third in points allowed (18.9 per game), eighth in total defense (333.4 yards per game), sixth in passing defense (216.9), second in red zone defense (44.7 percent touchdown rate) and seventh in rushing offense (126.4) in the league rankings.

Vrabel arrived in Tennessee with 18 years of NFL experience, including four seasons as a coach and 14 seasons as a player. His distinguished playing career included three Super Bowl wins (2001, 2003 and 2004), one Pro Bowl selection (2007) and an All-Pro honor (2007). Vrabel played in 206

NFL games and totaled 57 sacks, 496 tackles, 11 interceptions, 20 forced fumbles, nine fumble recoveries and 10 touchdown receptions. Additionally, his teams advanced to the playoffs eight times (20 postseason games), with Vrabel recording eight postseason sacks and two postseason touchdown receptions.

Vrabel joined the Titans after four seasons with the Houston Texans, spending the first three seasons (2014-16) coaching linebackers and one year (2017) as the team's defensive coordinator. During his time in Houston, the Texans built one of the best defenses in the NFL and experienced tremendous success as a team – earning two division titles (2015, 2016).

Between 2014-16, the Texans defense ranked third in the NFL in yards allowed per game (319.9) and net passing yards (218.4). Houston also ranked first in third-down defense (33.6), fourth in opponent completion percentage (59.5) and sixth in points allowed per game (19.8). The 2016 defense ranked number one in the NFL, for the first time in franchise history, in yards allowed (301.3).

In 2017, his first year as a defensive coordinator, the Texans finished the campaign with 19 players on injured reserve. Despite the injuries, Vrabel led the defense to the fifth-best third-down percentage in the NFL and a franchise-record 3.97 yards per carry by opponents. Houston also

TITANS 2019 COACHING STAFF

| | |
|-------------------------|-------------------------------|
| Mike Vrabel | Head Coach |
| Dean Pees | Defensive Coordinator |
| Arthur Smith | Offensive Coordinator |
| Craig Aukerman | Special Teams |
| Brian Bell | Strength & Conditioning Asst. |
| Scott Booker | Defensive Assistant |
| Shane Bowen | Outside Linebackers |
| Keith Carter | Offensive Line |
| Kerry Coombs | Secondary |
| Ryan Crow | Defensive Assistant |
| Tony Dews | Running Backs |
| Todd Downing | Tight Ends |
| Matt Edwards | Assistant Special Teams |
| Monday Gee | Strength & Conditioning Asst. |
| Chandler Henley | Quality Control |
| Tyrone McKenzie | Inside Linebackers |
| Rob Moore | Wide Receivers |
| Pat O'Hara | Quarterbacks |
| Matt Pees | Quality Control |
| Frank Piraino | Strength & Conditioning |
| Luke Steckel | Offensive Assistant |
| John Streicher | Assistant to Head Coach |
| Mike Sullivan | Assistant Offensive Line |
| Terrell Williams | Defensive Line |

★ ★ ★





had 18 different players record at least half a sack last year and 26 players tally at least one tackle for loss.

Vrabel spent his career playing and coaching with accomplished leaders, including **Bill Belichick**, **Bill Cowher**, **Romeo Crennel**, **Urban Meyer**, **Bill O'Brien** and **Todd Haley**.

As the Texans linebackers coach from 2014-16, Vrabel developed several players into top-notch performers, including **Jadaveon Clowney** (Pro Bowl, 2016), **Whitney Mercilus**, **Benardrick McKinney** (second-team All-Pro, 2016) and **Brian Cushing**. The 2015 Texans defense had the top third-down defense in the NFL (28.5 percent), which was the lowest percentage in franchise history and the lowest by any NFL team since the 2003 Titans (27.7 percent). The 2015 defense also set a franchise mark for sacks in a season with 45 - 22.5 coming from Vrabel's linebacking corps.

Prior to joining the NFL coaching ranks, Vrabel transitioned immediately from an NFL player to college coach. He started as the linebacker coach at Ohio State in 2011 and coached the defensive line from 2012–2013. The 2012 Buckeyes finished the season undefeated at 12-0. He also was named Big Ten Recruiter of the Year by ESPN.com in 2012.

Vrabel was selected by the Pittsburgh Steelers in the third round (91st overall) of the 1997 NFL Draft, after his playing career at Ohio State, where he earned All-America honors and Big Ten Conference Defensive Lineman of the Year in both 1995 and 1996.

A native of Akron, Ohio, Vrabel attended Walsh Jesuit High School. He and his wife, Jennifer, have two sons: Tyler and Carter.

20 WINS IN FIRST TWO YEARS

Mike Vrabel won nine games as a rookie head coach in 2018. Of the 19 head coaches in the organization's history, beginning in 1960, Vrabel became the eighth to reach nine wins in his first full season as head coach.

Then, in 2019, Vrabel's team again went 9-7 in the regular season. The club earned a wild card playoff berth and won two postseason games before falling in the AFC title game.

Including regular season and postseason games, Vrabel's 20 wins from 2018–2019 give him the second-highest total in franchise history for a head coach's first two seasons (not including interim seasons). Only **Jack Pardee's** 21 wins from 1990–1991 rank better than Vrabel's total.

Most combined regular season and postseason wins in a head coaches first two seasons, franchise history*:

| Coach | Seasons | Wins | Losses | Ties | Pct. |
|------------------------|----------------|-----------|-----------|----------|-------------|
| 1. Jack Pardee | 1990-91 | 21 | 14 | 0 | .600 |
| 2. Mike Vrabel | 2018-19 | 20 | 15 | 0 | .571 |
| 3. Mike Mularkey | 2016-17 | 19 | 15 | 0 | .559 |
| 4. Frank "Pop" Ivy | 1962-63 | 17 | 12 | 0 | .586 |
| 5. O.A. "Bum" Phillips | 1975-76 | 15 | 13 | 0 | .536 |
| 6. Jeff Fisher | 1995-96 | 15 | 17 | 0 | .469 |
| 7. Mike Munchak | 2011-12 | 15 | 17 | 0 | .469 |
| 8. Jerry Glanville | 1986-87 | 15 | 18 | 0 | .455 |
| 9. Lou Rymkus | 1960-61 | 12 | 7 | 1 | .625 |
| 10. Wally Lemm | 1966-67 | 12 | 16 | 1 | .431 |

* Does not include interim seasons

VRABEL LEADS TITANS TO AFC TITLE GAME

Titans head coach **Mike Vrabel** became the franchise's sixth head coach in franchise annals to have the team in the playoffs within his first two full seasons.

Vrabel is the fourth head coach in Titans/Oilers history to win at least one playoff game in his first two full seasons, joining **Mike Mularkey** (2017 playoff victory), **Jack Pardee** (1991) and **Lou Rymkus** (1960 and 1961). He is the first head coach in the team's history to win multiple playoff games within his first two seasons.

Titans/Oilers head coaches in the playoffs within their first two full seasons:

| Head Coach | 1st Full Season as Head Coach | Postseason Berths in 1st 2 Seasons | Playoff Wins in 1st 2 Seasons |
|--------------------|-------------------------------|------------------------------------|-------------------------------|
| Mike Vrabel | 2018 | 2019 (Year 2) | 2 |
| Mike Mularkey | 2016* | 2017 (Year 2) | 1 |
| Jack Pardee | 1990 | 1990, 1991 (Years 1 & 2) | 1 |
| Wally Lemm | 1966* | 1967 (Year 2) | 0 |
| Frank "Pop" Ivy | 1962 | 1962 (Year 1) | 0 |
| Lou Rymkus | 1960 | 1960 (Year 1) | 1 |

* Mularkey served as interim head coach for the final nine games of the 2015 season. Lemm was the head coach for the 1961 AFL Champion Oilers after taking over as head coach for the final nine games of the season. He left the team following the season and returned in 1966.

TITANS/OILERS HEAD COACH HISTORY

| COACH | YEARS | WON | LOST | TIED | PCT. |
|---------------------|----------------|-----------|-----------|----------|-------------|
| Lou Rymkus | 1960-61 | 12 | 7 | 1 | .625 |
| Wally Lemm | 1961, 1966-70 | 38 | 40 | 4 | .487 |
| Frank "Pop" Ivy | 1962-63 | 17 | 12 | 0 | .586 |
| Sammy Baugh | 1964 | 4 | 10 | 0 | .285 |
| Hugh "Bones" Taylor | 1965 | 4 | 10 | 0 | .285 |
| Ed Hughes | 1971 | 4 | 9 | 1 | .321 |
| Bill Peterson | 1972-73 | 1 | 18 | 0 | .052 |
| Sid Gillman | 1973-74 | 8 | 15 | 0 | .347 |
| O.A. "Bum" Phillips | 1975-80 | 59 | 38 | 0 | .608 |
| Ed Biles | 1981-83 | 8 | 23 | 0 | .258 |
| Chuck Studley | 1983 | 2 | 8 | 0 | .200 |
| Hugh Campbell | 1984-85 | 8 | 22 | 0 | .266 |
| Jerry Glanville | 1985-89 | 35 | 35 | 0 | .500 |
| Jack Pardee | 1990-94 | 44 | 35 | 0 | .556 |
| Jeff Fisher | 1994-2010 | 147 | 126 | 0 | .538 |
| Mike Munchak | 2011-13 | 22 | 26 | 0 | .458 |
| Ken Whisenhunt | 2014-15 | 3 | 20 | 0 | .130 |
| Mike Mularkey | 2015-17 | 21 | 22 | 0 | .488 |
| Mike Vrabel | 2018-19 | 20 | 15 | 0 | .571 |

Records include postseason




TITANS 2020 ASSISTANT COACHES

ARTHUR SMITH OFFENSIVE COORDINATOR

[Click For Complete Online Bio](#)

- Smith was promoted to offensive coordinator on Jan. 21, 2018 after working his way up the coaching ladder under four different head coaches during his time at the Titans.
- In his first season as offensive coordinator, the Titans ranked third in the NFL in rushing, first in red zone efficiency and fourth in yards per play. They had the NFL's leading rusher in Derrick Henry (1,540 yards) and the league's leading passer in Ryan Tannehill (117.5 passer rating).
- Seven games into the 2015 campaign, Smith was promoted from offensive assistant/tight ends to tight ends coach. From that point through 2018, the Titans ranked fifth in receiving yards by tight ends (3,779), sixth in receptions by tight ends (326), and tied for fifth in receiving touchdowns by tight ends (30).
- He was hired in 2011 as a defensive assistant/quality control coach, and from 2012–2013 he served as the offensive assistant/quality control coach.
- In 2010, he worked at Ole Miss as an administrative assistant/defensive intern and worked primarily with the linebackers.
- He spent two years (2007–2008) working for the Washington Redskins. He worked two years as defensive quality control coach after joining the organization as a college scouting assistant.
- The Memphis, Tenn., native graduated from North Carolina and played offensive line before joining the coaching staff for one season (2006) as a graduate assistant.



CRAIG AUKERMAN SPECIAL TEAMS

[Click For Complete Online Bio](#)

- Aukerman was promoted to special teams coach in 2018. He joined the Titans in January 2017 as the assistant special teams coach.
- In 2019, the Titans finished fourth in the NFL in net punting and tied for the NFL lead with four total blocked kicks. Brett Kern was named to his third consecutive Pro Bowl.
- The 2018 Titans set the NFL kickoff return average record (32.0).
- Prior to his arrival in Tennessee, he gained 17 years of coaching experience, including 10 seasons on the college level and seven years in the NFL.
- He spent four seasons (2013-16) with the San Diego Chargers working with their special teams, first as an assistant special teams coach (2013-15) and then as the special teams coordinator (2016).
- He also spent time in the NFL on the coaching staffs with the Jacksonville Jaguars (2011-12) and Denver Broncos (2010).
- In the college ranks, he coached at Findlay (2000), Miami (Ohio) (2001-02, 2005-08), Western Kentucky (2003-04), and Kent State (2009).
- Aukerman was a two-time NAIA All-American at the University of Findlay (Ohio), where he played defensive back and wide receiver from 1995-98.



BRIAN BELL STRENGTH & CONDITIONING ASSISTANT

[Click For Complete Online Bio](#)

- Bell joined the Titans in 2018 after spending three seasons with the Houston Texans as assistant strength and conditioning coach. He was a member of back-to-back AFC South Division Championships in his first two campaigns in Houston.
- Bell was an assistant strength and conditioning coach at Penn State from 2012-13 and the head football strength and conditioning coach at his high school alma mater, DeMatha Catholic, in Hyattsville, Md., from 2011-12.
- Bell was a tight end and fullback at Kent State from 2002-06. In 2007, Bell signed with the Washington Redskins under an undrafted free agent and served on the team's practice squad.



SCOTT BOOKER SAFETIES

[Click For Complete Online Bio](#)

- Booker joined the Titans in 2018 after spending 15 seasons in the college coaching ranks.
- After two seasons as a defensive assistant, he was promoted to safeties coach in 2020.
- He spent the 2017 season coaching safeties/special teams at Nebraska.
- Previously, Booker spent seven years (2010-16) at Notre Dame, as a tight ends/special teams coordinator (2012-16) and offensive intern (2010-11). He coached the secondary at Western Kentucky for one season (2009).
- Booker began his coaching career at his alma mater Kent State as a graduate assistant (2003-04) and secondary coach (2005-08).
- The Pittsburgh, Pa., native played collegiately under Defensive Coordinator Dean Pees at Kent State.



SHANE BOWEN OUTSIDE LINEBACKERS

[Click For Complete Online Bio](#)

- Bowen joined the Titans in 2018 after spending two seasons (2016-17) as a defensive assistant for the Houston Texans. He arrived with nine years of coaching experience.
- In 2019, Harold Landry III (nine sacks) and Kamalei Correa (five) achieved career highs in sacks, while undrafted rookie Derick Roberson added three sacks.
- In 2018, the Titans defense ranked eighth overall (333.4 yards per game).
- In 2016, Bowen was part of a Texans staff that produced the NFL's number one defense (yards allowed) for the first time in franchise history. In 2017, the defense ranked fifth in third-down defense and set a franchise record for yards per carry by opponents (3.97).
- He also served at Kennesaw State as linebackers coach (2013-15), at Ohio State as a defensive graduate assistant (2012). He began his coaching career as an assistant at Georgia Tech (2009-11).
- A native of Pickerington, Ohio, Bowen was a three-year letter winner at Georgia Tech as an outside linebacker.



KEITH CARTER OFFENSIVE LINE

[Click For Complete Online Bio](#)

- Carter joined the Titans in 2018 with 13 years of prior coaching experience, including five seasons in the NFL.
- In 2019, the Titans finished third in the NFL in rushing offense with Derrick Henry leading the league in rushing yards (1,540). Rookie Nate Davis started 15 consecutive games (including playoffs) at right guard.
- In 2018, the Titans ranked seventh in the NFL in rushing, and left tackle Taylor Lewan was named to the Pro Bowl.
- Prior to arriving in Tennessee, he spent three seasons with the Atlanta Falcons as running backs coach (2017) and assistant offensive line coach (2015-16). The 2016 Falcons offensive line protected NFL MVP Matt Ryan and paved the way for the NFL's fifth-best rushing attack while also winning the NFC Championship.
- He tallied two seasons as the offensive quality control coach for the Seattle Seahawks (2012-13).
- In the college ranks, Carter has experience as the offensive line/run game coach at San Jose State (2014), tight ends (2009) and offensive line coach (2010-11) at the University of San Diego, offensive line coach at University of the Redlands (2007-08), tight ends coach at Wagner College (2006) and as an undergraduate assistant at UCLA (2005).
- The Downingtown, Pa., native was a tight end, H-back and fullback at UCLA.



TITANS 2020 ASSISTANT COACHES

RYAN CROW

ASSISTANT SPECIAL TEAMS

[Click For Complete Online Bio](#)

- Crow joined the Titans in 2018 with seven previous seasons of coaching experience in the college ranks.
- After serving as a defensive assistant for two seasons, his title was changed to assistant special teams coach in 2020.
- Crow served as a graduate assistant at Ohio State (2017) and worked primarily with linebackers.
- Crow spent three seasons at Baldwin Wallace University as offensive coordinator/offensive line coach (2015-16) and offensive line coach (2014). He also spent three seasons at Purdue as a graduate assistant working with the offensive line (2012-13) and one season as assistant strength coach (2011).
- A native of Findlay, Ohio, Crow played linebacker at Bowling Green and earned a scholarship after initially walking on.



TONY DEWS

RUNNING BACKS

[Click For Complete Online Bio](#)

- Dewes joined the Titans in 2018 with 20 previous years of coaching in the college ranks.
- In 2019, the Titans finished third in the NFL in rushing offense with Derrick Henry leading the league with 1,540 rushing yards.
- In 2018, the Titans finished with the NFL's seventh-ranked rushing offense, and Derrick Henry ranked second in the AFC with 1,059 rushing yards.
- Prior to his arrival in Tennessee, Dewes coached running backs at West Virginia in 2017.
- Dewes had stints coaching wide receivers at Arizona (2012-16), tight ends at Pittsburgh (2011), wide receivers at Michigan (2008-10), wide receivers at West Virginia (2007), linebackers at UNLV (2006), special teams (2005) and tackles/tight ends (2004) at Central Michigan, defensive line at Holy Cross (2002), offensive line at California (Pa.) and defensive line at Millersville (1998). He was a graduate assistant at West Virginia from 1999-2001.
- A native of Clifton, Va., Dewes played tight end at Liberty University, where he was the team's leading receiver in both of his final two seasons.



TODD DOWNING

TIGHT ENDS

[Click For Complete Online Bio](#)

- Downing joined the Titans in 2019 with 18 years of previous NFL coaching experience.
- In his first season with the Titans, he helped Jonnu Smith set career highs in receptions (35) and yards (439). Anthony Firkser (15 games) and MyCole Pruitt (10 starts) also saw the most extensive playing time of their careers.
- He spent 2018 as the tight ends coach for the Minnesota Vikings, helping Pro Bowl tight end Kyle Rudolph post the second-highest reception (64) and yardage totals (634) of his career.
- Downing spent three seasons (2015-17) with the Oakland Raiders, first as quarterbacks coach and then one season as offensive coordinator. In all three seasons with the Raiders, quarterback Derek Carr earned Pro Bowl invites.
- Downing coached the quarterbacks for one season (2014) in Buffalo and spent five seasons (2009-13) with the Detroit Lions. He originally joined the Lions as an offensive quality control coach and worked his way up to quarterbacks coach for the final three seasons.
- Downing began his NFL coaching career with the Minnesota Vikings (2001-05) and then the St. Louis Rams (2006-08).
- The Minneapolis, Minn., native attended the University of Minnesota.



MATT EDWARDS

DEFENSIVE ASSISTANT

[Click For Complete Online Bio](#)

- Edwards joined the Titans in 2018 with 15 previous years of collegiate coaching experience.
- After serving as assistant special teams coach for two seasons, his title was changed to defensive assistant in 2020.
- He spent four seasons (2014-17) as the defensive coordinator at Tiffin University.
- Edwards served as the defensive line/special teams coordinator at Florida Atlantic (2013), the linebackers/special teams coordinator (2012) and defensive ends coach (2011) at Miami (Ohio), and seven seasons (2004-10) at Kent State primarily coaching the defensive line. Edwards began his coaching career as linebackers coach at the College of Wooster.
- A native of Cincinnati, Ohio, Edwards played linebacker and defensive end at Miami (Ohio).



MONDRAY GEE

STRENGTH & CONDITIONING ASSISTANT

[Click For Complete Online Bio](#)

- Gee (pronounced "jee") joined the Titans in 2019 after spending nine seasons with the Seattle Seahawks (2010-18), where he served as an assistant strength and conditioning coach.
- Prior to joining the Titans, Gee accrued 19 seasons in coaching, including 18 seasons in the NFL.
- The Seahawks earned playoff berths in seven of his nine seasons there, including a Super Bowl XLVII victory following the 2013 season and an NFC title the following year.
- From 2008-09, Gee was a strength and conditioning assistant with the Green Bay Packers. His stint in Green Bay followed seven seasons (2001-07) with the Detroit Lions as a strength and conditioning assistant.
- Gee also worked at Michigan State (1996-2001), first as an intern as an undergrad and then as a graduate assistant.
- He is a native of Detroit, Mich.



JIM HASLETT

INSIDE LINEBACKERS

[Click For Complete Online Bio](#)

- Haslett joined the Titans in 2020 with 24 years of NFL coaching experience and nine years of NFL playing experience.
- He arrived in Tennessee after spending three seasons (2016-18) as the linebackers coach for the Cincinnati Bengals.
- He holds the distinction as being the only person recognized as a College Football Hall of Fame member (as a player), an Associated Press NFL Defensive Rookie of the Year and an AP NFL Coach of the Year.
- His 12 total seasons as an NFL coordinator include stints with New Orleans (1996), Pittsburgh (1997-99), St. Louis (2006-08) and Washington (2010-14).
- He coached Mike Vrabel during his stint as defensive coordinator in Pittsburgh.
- His experience includes five seasons (2000-05) as the head coach for the New Orleans Saints, where he earned AP Coach of the Years honors in 2000. He also had stints as a head coach in 2008 on an interim basis with the St. Louis Rams, and for the Florida Tuskers in the United Football League in 2009.
- A Pittsburgh native, Haslett was a four-time little All-America defensive player (LB and DE) at Indiana (Pa.) University. He was a second-round draft pick by the Buffalo Bills in 1979.



TITANS 2020 ASSISTANT COACHES

CHANDLER HENLEY QUALITY CONTROL

[Click For Complete Online Bio](#)

- Chandler Henley joined the Titans in 2018 after spending the previous three years coaching tight ends at Yale, his alma mater.
- The 2019 Titans ranked third in the NFL in rushing, first in red zone efficiency and fourth in yards per play.
- The 2017 Yale squad earned its first outright Ivy League title since 1980, and Henley helped starting tight end Jaeden Graham win first-team All-Ivy League honors.
- Henley spent three total seasons at Vanderbilt University, starting as an offensive/recruiting graduate assistant (2012-13) and adding assistant quarterback coach to his responsibilities in 2014.
- A native of Littleton, Colo., Henley played wide receiver for Yale (2002-06), recording 110 receptions for 1,609 yards and 11 touchdowns during his career.



ANTHONY MIDGET SECONDARY

[Click For Complete Online Bio](#)

- Midget was hired by the Titans in 2020 to coach the Titans secondary. He arrived in Tennessee with 14 years of coaching experience, including six seasons (2014-19) with the Houston Texans.
- From 2018-19, he was the Texans secondary coach. In 2018, the Texans finished ninth in the NFL with 15 interceptions and ranked fourth in points allowed (19.8 per game).
- He joined the Texans in 2014 as the assistant secondary coach and spent four seasons in that role before being promoted.
- Before joining the NFL, he spent one season at Penn State coaching safeties (2013) and five seasons (2008-12) at Georgia State, including his final season there as defensive coordinator.
- His college coaching career started at his alma mater as a graduate assistant at Virginia Tech (2007) after entering coaching at Lake Worth (Fla.) High School from 2003-06.
- A Florida native, Midget was a three-year starter at cornerback for Virginia Tech and was a fifth-round selection by the Atlanta Falcons in 2000.



ROB MOORE WIDE RECEIVERS

[Click For Complete Online Bio](#)

- Moore joined the Titans in 2018 with 16 years of NFL experience as a player and coach.
- In 2019, A.J. Brown led the 2019 NFL rookie class in receiving yards (1,051), tied for the rookie lead in touchdown receptions (eight), ranked fifth among rookies in receptions (52) and ranked second among all NFL players in receiving average (20.2).
- In 2018, Corey Davis, led the offense in his second season with 65 receptions, 891 receiving yards and four touchdowns, seeing dramatic increases from his rookie campaign. Davis' yardage total ranked ninth among all AFC receivers.
- Moore spent three seasons (2015-17) as the wide receivers coach for the Oakland Raiders and one year (2014) with the Buffalo Bills.
- During his three years in Oakland, he worked with Amari Cooper and Michael Crabtree, who totaled 435 receptions, 5,556 receiving yards and 43 touchdowns in that time.
- During his one year in Buffalo, he worked with Sammy Watkins, who set franchise records for a rookie with 65 receptions for 982 yards.
- Moore also spent time coaching at Syracuse (2010-13), Phoenix (Ariz.) Junior College (2009) and Montclair (N.J.) High School (2002-03).
- A native of Hempstead, N.Y., Moore had a 12-year NFL career playing for the New York Jets (1990-94) and Arizona Cardinals (1995-2001).



PAT O'HARA QUARTERBACKS

[Click For Complete Online Bio](#)

- O'Hara joined the Titans in 2018 after spending three seasons (2015-17) with the Houston Texans as an offensive assistant who helped coach quarterbacks. He arrived in Tennessee with 19 previous seasons of coaching experience.
- In 2019, Ryan Tannehill led the NFL in passer rating (117.5—fourth in NFL history) and passing average (9.6). Tannehill set franchise records in both categories in addition to the team's completion percentage benchmark (70.3).
- In 2018, quarterback Marcus Mariota set a then-franchise record with a 68.9 completion percentage. He also finished with a career-best average of 7.64 yards per attempt and a career-low eight interceptions.
- O'Hara spent 10 years coaching in the Arena Football League, including stints as a head coach for the Los Angeles Avengers (2009), Tri-Cities Fever (AF2, 2009), Orlando Predators (2010-11) and New Orleans VooDoo (2012-14).
- O'Hara was an offensive coordinator for the AFL's Tampa Bay Storm for three seasons (2005, 2007-08).
- A native of Santa Monica, Calif., O'Hara was a 10th round selection for the Tampa Bay Buccaneers in the 1991 NFL Draft.



FRANK PIRAINO STRENGTH & CONDITIONING

[Click For Complete Online Bio](#)

- Piraino joined the Titans in 2019 after serving as head strength and conditioning coach for football at Boston College, where he spent six total seasons (2013-18).
- Piraino joined head coach Steve Addazio at Boston College after spending two seasons (2011-12) as his head strength and conditioning coach at Temple and one year as the head strength and conditioning coach for football at Marshall (2010).
- He served on the strength and conditioning staff at the University of Florida for five years (2005-09), during a stretch when Florida won a pair of national championships (2006 and 2008) under head coach Urban Meyer.
- He also spent time at Notre Dame (2004), Michigan State (2003-04) and Walsh Jesuit (Cuyahoga Falls, Ohio) High School (2000-03), as well as an internship with the Cleveland Indians (2000-01).
- Piraino graduated from the University of Akron and later earned a master's degree from Michigan State.



LUKE STECKEL OFFENSIVE ASSISTANT

[Click For Complete Online Bio](#)

- Steckel joined the Titans in 2013 as an assistant to the head coach and was promoted to offensive assistant the following season. He also served as assistant wide receivers coach in 2017.
- The 2019 Titans ranked third in the NFL in rushing, first in red zone efficiency and fourth in yards per play.
- He joined the Titans after spending four seasons (2009-2012) with the Cleveland Browns as the assistant to the head coach.
- He spent three seasons as a linebacker at Princeton (2004-06), where he helped lead the Tigers to an Ivy League Championship.
- He is the son of former Titans offensive coordinator Les Steckel and attended Brentwood (Tenn.) High School.



TITANS 2020 ASSISTANT COACHES

JOHN STREICHER ASSISTANT TO HEAD COACH

[Click For Complete Online Bio](#)

- Streicher joined the Titans in 2018 after spending the previous two years (2016-17) as Texas State's director of football operations. There he managed the day-to-day operations of the program and oversaw recruiting under Bobcats head coach Everett Withers.
- From 2014-15, Streicher served on James Madison's football staff. He was promoted to the director of football operations and player personnel in 2015 after originally joining JMU as special assistant to the head coach.
- A native of Cincinnati, Ohio, Streicher went to James Madison after spending six seasons on the football staff at Ohio State.



MIKE SULLIVAN ASSISTANT OFFENSIVE LINE

[Click For Complete Online Bio](#)

- Sullivan is in his 17th season coaching in the NFL in 2019. His resume includes eight years as an NFL offensive line coach and five campaigns with the Titans.
- In 2019, the Titans finished third in the NFL in rushing offense with Derrick Henry leading the league in rushing yards (1,540). Rookie Nate Davis started 15 consecutive games (including playoffs) at right guard.
- He joined the Titans in 2014 after one season as offensive line coach for the Cleveland Browns (2013).
- Sullivan spent four seasons (2009-12) as offensive line coach for the San Diego Chargers. He had two other stints with the Browns as offensive line coach (2007-08) and assistant offensive line coach (2001-04).
- He has three seasons of college experience, as offensive line coach for Western Michigan (2005-06) and as a graduate assistant for the University of Miami (Fla.) (2000).
- Sullivan began his coaching career in 1997, spending five seasons coaching in Europe.
- A native of Chicago, Ill., Sullivan played in 48 games for the Tampa Bay Buccaneers from 1992-95.



TERRELL WILLIAMS DEFENSIVE LINE

[Click For Complete Online Bio](#)

- Williams joined the Titans in 2018 with 20 previous years of coaching experience, including six seasons in the NFL.
- In 2019, he helped acclimate first-round rookie Jeffery Simmons to the NFL, while veteran Jurrell Casey earned his fifth consecutive Pro Bowl berth.
- In 2018, Casey was named to the Pro Bowl after leading the defense with seven sacks. The Titans defense ranked eighth overall and third in points allowed.
- He spent three seasons coaching the defensive line with the Miami Dolphins (2015-17).
- During Williams' tenure with the Dolphins, Cameron Wake tallied 29 sacks, the eighth-highest total by a player, and Ndamukong Suh posted 15.5 sacks, the eighth-highest number of sacks among defensive tackles.
- Williams also spent three seasons coaching the defensive line with the Oakland Raiders (2012-14).
- Prior to joining the NFL coaching ranks, Williams spent time at Texas A&M (2010-11), Purdue (2006-09), Akron (2004-05), Youngstown State (2002-03), North Carolina A&T (1999-2001) and Fort Scott Community College (1998).
- A native of Los Angeles, Calif., Williams played collegiately at East Carolina as a nose tackle.



KEY NUMBERS

4

Consecutive winning seasons by the Titans, including their 9-7 record during the 2019 regular season. The Titans are one of four teams with an active streak of four or more consecutive winning seasons (New England, Seattle, Kansas City).

6.94

Yards per offensive play by the Titans from Week 7 through Week 17. They led the NFL in that time period.

9

Victories by the Titans in their last 13 regular season and postseason games after beginning the season 2-4.

9.6

Yards per passing attempt in 2019 by **Ryan Tannehill**, who led the NFL.

16

Rushing touchdowns in 2019 by **Derrick Henry**, who tied **Aaron Jones** for the NFL lead.

17

Interceptions since the beginning of 2017 by fourth-year safety **Kevin Byard**, who owns the highest total in the NFL in that time period.

20

Total wins, including playoffs, by **Mike Vrabel** in his first two seasons as head coach. He owns the second-highest total in franchise history for a head coach's first two campaigns (21 by **Jack Pardee**).

20.2

Receiving average in 2019 by wide receiver **A.J. Brown**, who ranked second in the NFL (**Mike Williams**, L.A. Chargers) and tied for the sixth-best figure in franchise history.

30.4

Average points per game by the Titans in their final 10 games of the 2019 regular season. Only Baltimore (34.7) and New Orleans (33.0) averaged more points in that span.

51.0

Career sacks by defensive tackle **Jurrell Casey**, who became the seventh player in franchise history to reach 50.0 career sacks in Week 16.

75.6

Percent of drives in the red zone that ended in touchdowns for the Titans during the 2019 regular season (34 of 45). They led the NFL in the category.

117.5

Passer rating by **Ryan Tannehill** during the regular season. He led the NFL, joining **Steve McNair** (100.4 in 2003) as the only franchise quarterbacks to lead the NFL in passing since the current passer rating system was implemented in 1973.

126.0

Career postseason rushing yards per game by **Derrick Henry**, who ranks third in NFL history.

1,051

Receiving yards in 2019 by **A.J. Brown**, who led all NFL rookies and ranked 10th overall in the AFC.

1,540

Rushing yards by **Derrick Henry** in 2019. He led the NFL and produced the fourth-best rushing yardage total in franchise history.

NISSAN STADIUM

In 2015, the Titans and Nissan North America announced the formation of a 20-year, exclusive naming-rights partnership that rebranded Nashville's downtown stadium as Nissan Stadium.

NISSAN STADIUM

Nissan Stadium hosts all Titans home football games, Tennessee State University football games, the Music City Bowl, the CMA Music Festival and numerous other events.

The procurement of naming rights to Nissan Stadium fit the automotive company's 'Fewer, Bigger, Better' marketing strategy, which has included ongoing sponsorships of NBC's 'The Voice,' the Heisman House college football program and a major advertising presence in this year's Super Bowl. Nissan is also now the official automotive partner of the Tennessee Titans.

Nissan's ever-growing footprint in Tennessee includes vehicle and powertrain manufacturing facilities in Smyrna and Decherd respectively, along with its North American headquarters in Franklin.

The Nissan Smyrna Plant began operations in 1983 and employs more than 8,400 people. In 2014, the Smyrna plant assembled more than 648,000 vehicles, making it the highest volume automotive assembly plant in North America. Nissan also has a major manufacturing presence in Canton, Miss., along with research and development groups in California, Arizona and Michigan. In total, the company employs more than 22,000 employees in the U.S.

One component of the Titans-Nissan partnership is assisting charitable organizations throughout Middle Tennessee in an array of community outreach programs. A centerpiece of this is the annual "Taste of Titans" charitable event, for which Nissan serves as presenting sponsor. During the course of a 20-year relationship, a total of more than \$1 million resulting from these annual events is anticipated to be distributed to local non-profit organizations.

Nissan Stadium is a city-owned venue that has housed the Titans since 1999. The naming rights agreement includes the opportunity for Nissan branding on the exterior of the stadium, as well as stadium signage and other unique displays inside the stadium. LP Building Products has held the naming rights to the stadium since 2006 and that exclusivity now shifts to Nissan.

Titans/Oilers all-time regular-season record by home venue:

| Stadium | Seasons | W-L-T | Pct. |
|-----------------------------------|------------------|----------------|-------------|
| Jeppesen Stadium | 1960-1964 | 25-11-0 | .694 |
| Rice Stadium | 1965-1967 | 11-10-0 | .524 |
| Astrodome | 1968-1996 | 113-103-2 | .523 |
| Liberty Bowl | 1997 | 6-2-0 | .750 |
| Dudley Field (Vanderbilt Stadium) | 1998 | 3-5-0 | .375 |
| Nissan Stadium | 1999-2019 | 95-73-0 | .565 |

NISSAN STADIUM CLEAR BAG POLICY

The Titans strongly encourage fans not to bring any type of bag to Nissan Stadium to expedite entry at the gates, but if you need to bring personal items to the game, please familiarize yourself with the NFL's clear bag policy.

To provide a safer environment for the public and speed fan entry, the Tennessee Titans enforce a league-wide NFL policy that limits the size and type of bags that may be brought in to the stadium.

Clear bags must be 12" x 12" x 6" or smaller.

Non-transparent bags can be no larger than 4.5" x 6.5," even if you are placing it inside your larger clear bag. Please Note: Non-transparent bags are still subject to inspection by security personnel at the gates.

Clear bags are available at the Titans Locker Room next to Gate 1 and online at TitansLockerRoom.com.

All styles of clear bags are acceptable as long as they are 12" x 12" x 6" or smaller. This includes clear cinch sacks, clear diaper bags, gallon ziploc bags, etc.

The clear bag policy is in effect for all Titans games, college football games, concerts and any other sporting event at Nissan Stadium.

PROHIBITED ITEMS INCLUDE, BUT ARE NOT LIMITED TO: any non-transparent bag larger than 4.5" x 6.5"; coolers or containers, including glass bottles, cans (aerosol and non-aerosol), thermos, hard plastic tumbler; metal flasks and metal cigar/cigarette cases; seat cushions, folding and/or



standalone chairs; umbrellas; strollers or baby seats; camera lenses over 6", video cameras/recording devices, tripods; poles, selfie sticks, sticks of any kind; drones, unmanned aircraft; horns, whistles or other noisemakers; weapons of any kind (including pocket knives); outside food/beverages; illegal drugs or substances, any alcoholic beverage; animals, except service animals assisting guests with disabilities; footballs, inflatable balls, balloons; battery-operated warmers are not permitted in any clothing or blankets; any headwear or apparel with hazardous attachments including, but not limited to, spikes and blades; lights (flashlights, LED lights, any battery-operated lights); anything that creates a nuisance or disruption

For the protection of our fans, prohibited items cannot be stored by Nissan Stadium personnel. All unattended items including, but not limited to, backpacks, bicycles, strollers and umbrellas will be disposed.

During concerts and other non-sporting events, additions may be made to the prohibited items list, at the discretion of the artist and/or management. All updates will be communicated via the Nissan Stadium social media channels.

For more guidelines concerning the following categories, please go to www.titansonline.com/stadium/bag-policy:

- Child care products
- Medical equipment and supplies/medical entrances
- Water and sunscreen
- Blankets and coats
- Tablets
- Banners and signs
- Storage lockers

NISSAN STADIUM RECORD WHEN ...

The Titans at Nissan Stadium (1999-present):

| | Games | Record | Pct. |
|-----------------|------------|--------------|-------------|
| Regular Season | 168 | 95-73 | .565 |
| Postseason | 4 | 2-2 | .500 |
| Combined | 172 | 97-75 | .564 |

| Record When ... | Reg. Season | Playoffs |
|---------------------------|-------------|----------|
| September | 19-15 | |
| October | 21-20 | |
| November | 22-16 | |
| December | 31-21 | |
| January | 2-1 | 2-2 |
| Thursday | 4-2 | |
| Friday | 0-1 | |
| Saturday | 2-1 | 2-1 |
| Sunday | 83-66 | 0-1 |
| Monday | 6-3 | |
| Against own division | 39-30 | 0-1 |
| Against AFC | 69-57 | 2-2 |
| Against NFC | 26-16 | |
| Overtime games | 6-6 | 1-0 |
| In primetime | 11-10 | |
| Temperature 80+ | 7-6 | |
| Temperature <40 | 8-10 | 1-0 |
| Titans score 20 points | 78-30 | 2-0 |
| Titans score 30 points | 33-5 | 1-0 |
| Titans allow <20 points | 62-13 | 1-1 |
| Titans allow <10 points | 13-0 | |
| Titans net 300 yards | 71-44 | 1-2 |
| Opponents net <300 yards | 48-10 | 1-2 |
| Titans commit 0 turnovers | 29-9 | |
| Titans force 2 turnovers | 62-22 | |

TITANS/OILERS ALL-TIME RECORD

| | W | L | T |
|--------------------------|------------|------------|----------|
| Regular Season: | 440 | 470 | 6 |
| Home | 253 | 203 | 2 |
| Road | 187 | 267 | 4 |
| As Titans (1999-present) | 173 | 163 | 0 |
| As Oilers (1960-1998) | 267 | 307 | 6 |
| Postseason: | 17 | 21 | 0 |
| Home | 6 | 5 | 0 |
| Road | 11 | 15 | 0 |
| Super Bowl (XXXIV) | 0 | 1 | 0 |
| As Titans (1999-present) | 8 | 8 | 0 |
| As Oilers (1960-1998) | 9 | 13 | 0 |

All-time playoff appearances by the Oilers/Titans: 1960, 1961, 1962, 1967, 1969, 1978, 1979, 1980, 1987, 1988, 1989, 1990, 1991, 1992, 1993, 1999, 2000, 2002, 2003, 2007, 2008, 2017, 2019

All-time division titles by the Oilers/Titans: 1960, 1961, 1962, 1967, 1991, 1993, 2000, 2002, 2008

WINNING AT HOME

Since the midway point of the 2016 season, the Titans have been one of the NFL's most successful teams at home. In that time, the Titans have won 20 of their 28 games at Nissan Stadium.

In 2018, the Titans won six games and lost twice at Nissan Stadium. They followed that with a 4-4 home record in 2019.

Since the weekend of their 2016 home victory over the Jaguars (Oct. 27, 2016), the Titans' winning percentage in home games is one of the highest in the NFL.

Highest winning percentage in home games (regular season) since Week 8 of 2016 (Oct. 27, 2016–present):

| Team | Wins | Losses | Ties | Win Pct |
|----------------------------|-----------|----------|----------|-------------|
| 1. New England Patriots | 23 | 5 | 0 | .821 |
| 2. Baltimore Ravens | 23 | 6 | 0 | .793 |
| 3. New Orleans Saints | 22 | 7 | 0 | .759 |
| 4. Kansas City Chiefs | 21 | 8 | 0 | .724 |
| 5. Tennessee Titans | 20 | 8 | 0 | .714 |
| 6. Green Bay Packers | 19 | 8 | 1 | .696 |
| 7. Philadelphia Eagles | 20 | 9 | 0 | .690 |
| Minnesota Vikings | 20 | 9 | 0 | .690 |
| Dallas Cowboys | 20 | 9 | 0 | .690 |
| 10. Pittsburgh Steelers | 19 | 9 | 0 | .679 |

FOUR CONSECUTIVE WINNING SEASONS

In 2019, the Titans recorded their fourth season with a winning record in four seasons since **Jon Robinson** was hired as general manager.

In the "Titans era" (1999–present), it marks the first time the team has had as many as three consecutive winning campaigns.

With 9-7 records every season from 2016 through 2019, the Titans own the fourth-longest active streak of winning seasons in the NFL through 2019. Only the New England Patriots (19), Seattle Seahawks (eight) and Kansas City Chiefs (seven) have longer streaks.

Most current consecutive winning seasons (through 2019):

| Team | Total | Seasons |
|----------------------------|----------|------------------|
| 1. New England Patriots | 19 | 2001–2019 |
| 2. Seattle Seahawks | 8 | 2012–2019 |
| 3. Kansas City Chiefs | 7 | 2013–2019 |
| 4. Tennessee Titans | 4 | 2016–2019 |
| 5. New Orleans Saints | 3 | 2017–2019 |
| Baltimore Ravens | 3 | 2017–2019 |
| Philadelphia Eagles | 3 | 2017–2019 |
| Los Angeles Rams | 3 | 2017–2019 |

WINNING CLOSE GAMES

The Titans have been one of the NFL's most successful teams in games decided by three points or less in the recent seasons. They were 2-2 in such games in 2019, 3-2 in 2018, 2-1 in 2017 and 4-0 in 2016.

Best NFL winning percentages from 2016-19 in games decided by three points or less (regular season):

| Team | Wins | Losses | Ties | Pct |
|----------------------------|-----------|----------|----------|-------------|
| 1. Oakland Raiders | 12 | 5 | 0 | .706 |
| 2. Tennessee Titans | 11 | 5 | 0 | .688 |
| 3. Houston Texans | 13 | 6 | 0 | .684 |
| 4. Washington Redskins | 7 | 3 | 1 | .682 |
| 5. Miami Dolphins | 10 | 5 | 0 | .667 |
| 6. Seattle Seahawks | 13 | 7 | 1 | .643 |
| 7. Buffalo Bills | 5 | 3 | 0 | .625 |
| 8. Pittsburgh Steelers | 9 | 6 | 1 | .594 |
| 9. New Orleans Saints | 10 | 7 | 0 | .588 |
| 10. Los Angeles Rams | 7 | 5 | 0 | .583 |

Titans' win-loss record in games decided by three points or less in the "Titans era" (regular season, 1999–present):

| Season | Record | Season | Record | Season | Record |
|--------|--------|--------|--------|--------|--------|
| 2019 | 2-2 | 2012 | 3-0 | 2005 | 1-1 |
| 2018 | 3-2 | 2011 | 2-1 | 2004 | 1-2 |
| 2017 | 2-1 | 2010 | 0-3 | 2003 | 2-1 |
| 2016 | 4-0 | 2009 | 3-2 | 2002 | 2-2 |
| 2015 | 1-4 | 2008 | 2-1 | 2001 | 3-2 |
| 2014 | 1-3 | 2007 | 2-2 | 2000 | 4-3 |
| 2013 | 1-3 | 2006 | 4-3 | 1999 | 5-1 |



WINNING IN THE AFC SOUTH

From 2017 through 2019, the Titans were 11-7 in games versus AFC South opponents. Their .611 winning percentage was the best in the division during that time period.

The Titans finished the 2017 regular season with a 5-1 record in the AFC South, giving them their second-best divisional record since the formation of the AFC South in 2002. In 2018 and 2019, the Titans went 3-3 within the division.

Best division winning percentage in the AFC South from 2017–2019:

| Team | Wins | Losses | Ties | Win % |
|-------------------------|------|--------|------|-------|
| 1. Tennessee Titans | 11 | 7 | 0 | .611 |
| 2. Indianapolis Colts | 9 | 9 | 0 | .500 |
| Houston Texans | 9 | 9 | 0 | .500 |
| 4. Jacksonville Jaguars | 7 | 11 | 0 | .389 |

Best final division records for the Titans since the AFC South was formed in 2002:

| Season | Wins | Losses | Win % |
|---------|------|--------|-------|
| 1. 2002 | 6 | 0 | 1.000 |
| 2. 2017 | 5 | 1 | .833 |
| 3. 2008 | 4 | 2 | .667 |
| 2003 | 4 | 2 | .667 |
| 2006 | 4 | 2 | .667 |
| 2007 | 4 | 2 | .667 |
| 7. 2019 | 3 | 3 | .500 |
| 2018 | 3 | 3 | .500 |
| 2011 | 3 | 3 | .500 |

ALLOWING 20 OR FEWER POINTS

The Titans began the 2019 season by limiting their first seven opponents to 20 or fewer points.

Since 1999, there have been only two other Titans squads that did not allow more than 20 points in any of their first four games: the 2000 team (seven games) and the 2008 team (six).

Most consecutive games at the beginning of a Titans season allowing 20 or fewer points, 1999–2019:

| Season | Games |
|---------|-------|
| 1. 2019 | 7 |
| 2000 | 7 |
| 3. 2008 | 6 |
| 4. 2011 | 4 |
| 5. 2010 | 3 |

LIMITING TURNOVERS

Through their first five games in 2019, the Titans had an NFL-best one turnover, a lost fumble at Jacksonville on Sept. 19.

The Titans became only the sixth team since the 1970 NFL-AFL merger to have only one turnover through the first five games of a season. The last team to accomplish the feat was the 2017 Kansas City Chiefs.

Teams with one turnover through the first five games of a season, 1970–present:

| Team | Season | INTs | Fum Lost | Total Turnovers |
|---------------------|--------|------|----------|-----------------|
| Tennessee Titans | 2019 | 0 | 1 | 1 |
| Kansas City Chiefs | 2017 | 0 | 1 | 1 |
| Minnesota Vikings | 2016 | 0 | 1 | 1 |
| New York Jets | 2010 | 0 | 1 | 1 |
| Washington Redskins | 2008 | 0 | 1 | 1 |
| Cincinnati Bengals | 1998 | 1 | 0 | 1 |

TITANS SCORING IN 2019

On Dec. 8 at Oakland, the Titans scored 42 points to mark their fourth consecutive game in which they tallied at least 30 points.

The Titans began the run on Nov. 10, hitting 35 points against the Kansas City Chiefs. They continued with 42 points against the Jacksonville Jaguars on Nov. 24, followed by a 31-point outing at Indianapolis on Dec. 1.

The Titans tied for the third-longest streak in franchise history in consecutive 30-point games. It was their longest such streak since 2003.

Most consecutive games in a season scoring 30 or more points, franchise history:

| Season | Dates | Consec. Games |
|---------|-----------------------|---------------|
| 1. 2003 | Sept. 28–Nov. 9, 2003 | 6 |
| 2. 1961 | Nov. 19–Dec. 17, 1961 | 5 |
| 3. 2019 | Nov. 10–Dec. 8, 2019 | 4 |
| 1962 | Nov. 25–Dec. 15, 1962 | 4 |

The Titans scored at least 42 points on three separate occasions during the 2019 season. In addition to the Jacksonville and Oakland games, their season high was the 43 points they scored at Cleveland in the opener on Sept. 8.

It marked the third season in franchise history and the first time since 1962 (three games) that the team scored at least 42 points three times in a season. Besides 2019 and 1962, the only other time it happened was 1961, when the Oilers had six such games.

Most total games in a season scoring 42 or more points, franchise history:

| Season | Total Games |
|---------|-------------|
| 2. 1961 | 6 |
| 3. 2019 | 3 |
| 1962 | 3 |

TURNOVER MARGIN IN 2019

With 23 takeaways and 17 giveaways in 2019, the Titans were ninth in the NFL with a turnover margin of plus-six.

Best turnover margin in 2019:

| Team | Takeaways | Giveaways | Margin |
|-------------------------|-----------|-----------|--------|
| 1. New England Patriots | 36 | 15 | 21 |
| 2. New Orleans Saints | 23 | 8 | 15 |
| 3. Green Bay Packers | 25 | 13 | 12 |
| Seattle Seahawks | 32 | 20 | 12 |
| 5. Minnesota Vikings | 31 | 20 | 11 |
| 6. Baltimore Ravens | 25 | 15 | 10 |
| 7. Pittsburgh Steelers | 38 | 30 | 8 |
| Kansas City Chiefs | 23 | 15 | 8 |
| 9. Tennessee Titans | 23 | 17 | 6 |
| 10. Buffalo Bills | 23 | 19 | 4 |
| San Francisco 49ers | 27 | 23 | 4 |

YARDS PER PLAY IN 2019

The 2019 Titans finished the season with 5,805 total yards on 949 total plays. Their average of 6.12 yards per play was the fourth-best in the NFL.

The Titans' 6.12 yards per play was the franchise's best finish since 1990 (6.18).

Highest average yards per play in 2019:

| Team | Yards Per Play |
|-------------------------|----------------|
| 1. Dallas Cowboys | 6.46 |
| 2. Kansas City Chiefs | 6.22 |
| 3. Baltimore Ravens | 6.13 |
| 4. Tennessee Titans | 6.12 |
| 5. San Francisco 49ers | 6.02 |
| 6. New Orleans Saints | 5.92 |
| 7. Los Angeles Chargers | 5.90 |
| 8. Oakland Raiders | 5.88 |
| 9. Tampa Bay Buccaneers | 5.86 |
| 10. Minnesota Vikings | 5.83 |

TOP RUSHING OFFENSES, 2016-2019

Since the beginning of the 2016 season, the Titans rank fourth in the NFL in rushing offense.

In 2019, the Titans finished third in the NFL and second in the AFC with 138.9 rushing yards per game.

Top rushing offenses (yards per game) from 2016–2019:

| Team | Rushing Yards | Per Game |
|----------------------------|---------------|--------------|
| 1. Baltimore Ravens | 9,056 | 141.5 |
| 2. Buffalo Bills | 8,685 | 135.7 |
| 3. Dallas Cowboys | 8,682 | 135.7 |
| 4. Tennessee Titans | 8,266 | 129.2 |
| 5. Seattle Seahawks | 7,980 | 124.7 |
| 6. San Francisco 49ers | 7,888 | 123.3 |
| 7. Carolina Panthers | 7,871 | 123.0 |
| 8. Houston Texans | 7,731 | 120.8 |
| 9. New Orleans Saints | 7,575 | 118.4 |
| 10. New England Patriots | 7,501 | 117.2 |
| 11. Philadelphia Eagles | 7,437 | 116.2 |

2019 RUSHING OFFENSE

During the 2019 season, the Titans ranked third in the NFL in rushing offense. They totaled 2,223 rushing yards for an average of 138.9 yards per game.

The 2019 campaign marked the third time in four seasons the Titans had a top 10 rushing offense. They finished third in the league in 2016 and seventh in 2018.

Top rushing offenses (yards per game) in 2019:

| Team | Rushing Yards | Per Game |
|----------------------------|---------------|--------------|
| 1. Baltimore Ravens | 3,296 | 206.0 |
| 2. San Francisco 49ers | 2,305 | 144.1 |
| 3. Tennessee Titans | 2,223 | 138.9 |
| 4. Seattle Seahawks | 2,200 | 137.5 |
| 5. Dallas Cowboys | 2,153 | 134.6 |
| 6. Minnesota Vikings | 2,133 | 133.3 |
| 7. Indianapolis Colts | 2,130 | 133.1 |
| 8. Buffalo Bills | 2,054 | 128.4 |
| 9. Houston Texans | 2,009 | 125.6 |
| 10. Arizona Cardinals | 1,990 | 124.4 |

RED ZONE OFFENSE

The Titans emerged in 2019 as one of the NFL's most efficient teams in the red zone. They scored touchdowns on 75.6 percent of their drives inside the opponent's 20-yard line to lead the league.

Since 1991, the Titans' percentage in the red zone in 2019 was the third-best figure in the NFL and the highest since the 2013 Denver Broncos (76.1).

Top red zone offenses (touchdown percentage) in 2019:

| Team | Drives | Touchdowns | TD Pct. |
|----------------------------|-----------|------------|-------------|
| 1. Tennessee Titans | 45 | 34 | 75.6 |
| 2. Baltimore Ravens | 64 | 43 | 67.2 |
| 3. Philadelphia Eagles | 54 | 34 | 66.7 |
| 4. Tampa Bay Buccaneers | 54 | 34 | 64.8 |
| 5. Los Angeles Rams | 59 | 38 | 64.4 |
| 6. Indianapolis Colts | 56 | 35 | 64.3 |
| 7. Houston Texans | 53 | 34 | 64.2 |
| 8. Green Bay Packers | 50 | 32 | 64.0 |
| 9. Seattle Seahawks | 60 | 38 | 63.3 |
| 10. Minnesota Vikings | 56 | 34 | 60.7 |

TITANS OFFENSE FROM WEEK 7-17

From Week 7 of 2019, when the Titans defeated the Los Angeles Chargers on Oct. 20, through the end of the regular season, the Titans fielded one of the NFL's most prolific offenses. In that time period, the Titans ranked among the league's top teams in overall offense (total net yards per game), scoring offense, rushing offense and yards per play.

Total offense (net yards per game) in 2019 from Week 7–17:

| Team | Net Yards/Game |
|----------------------------|----------------|
| 1. Dallas Cowboys | 424.1 |
| 2. Tampa Bay Buccaneers | 416.0 |
| 3. Tennessee Titans | 406.2 |
| 4. New Orleans Saints | 391.4 |
| 5. Baltimore Ravens | 381.7 |
| 6. Los Angeles Rams | 377.3 |
| 7. Atlanta Falcons | 372.7 |
| 8. Oakland Raiders | 370.7 |
| 9. San Francisco 49ers | 368.8 |
| 10. Philadelphia Eagles | 367.6 |

Scoring offense (points per game) in 2019 from Week 7–17:

| Team | Points/Game |
|----------------------------|-------------|
| 1. Baltimore Ravens | 34.7 |
| 2. New Orleans Saints | 33.0 |
| 3. Tennessee Titans | 30.4 |
| 4. San Francisco 49ers | 30.2 |
| 5. Tampa Bay Buccaneers | 28.5 |
| 6. Dallas Cowboys | 28.1 |
| 7. Kansas City Chiefs | 27.9 |
| 8. Minnesota Vikings | 25.7 |
| 9. Atlanta Falcons | 24.6 |
| 10. Los Angeles Rams | 24.1 |

Yards per play in 2019 from Week 7–17:

| Team | Yards/Play |
|----------------------------|-------------|
| 1. Tennessee Titans | 6.94 |
| 2. Dallas Cowboys | 6.26 |
| 3. Baltimore Ravens | 6.12 |
| 4. San Francisco 49ers | 6.11 |
| 5. New Orleans Saints | 6.07 |
| 6. Tampa Bay Buccaneers | 6.06 |
| 7. Oakland Raiders | 5.98 |
| 8. Los Angeles Chargers | 5.93 |
| 9. Kansas City Chiefs | 5.76 |
| 10. Los Angeles Rams | 5.72 |

Rushing offense (yards per game) in 2019 from Week 7–17:

| Team | Rushing Yards/Game |
|----------------------------|--------------------|
| 1. Baltimore Ravens | 206.6 |
| 2. Tennessee Titans | 160.6 |
| 3. Seattle Seahawks | 141.7 |
| 4. Dallas Cowboys | 132.0 |
| 5. Indianapolis Colts | 129.1 |
| 6. San Francisco 49ers | 127.8 |
| 7. Philadelphia Eagles | 127.2 |
| 8. Arizona Cardinals | 125.4 |
| 9. Buffalo Bills | 123.3 |
| 10. Cleveland Browns | 118.2 |

Passing offense (yards per game) in 2019 from Week 7–17:

| Team | Rushing Yards/Game |
|-----------------------------|--------------------|
| 1. Tampa Bay Buccaneers | 322.8 |
| 2. Dallas Cowboys | 292.1 |
| 3. Los Angeles Rams | 286.4 |
| 4. Atlanta Falcons | 280.7 |
| 5. New Orleans Saints | 280.2 |
| 6. Los Angeles Chargers | 269.8 |
| 7. Miami Dolphins | 265.8 |
| 8. Oakland Raiders | 259.7 |
| 9. Kansas City Chiefs | 246.2 |
| 10. Tennessee Titans | 245.6 |

TOUCHDOWNS IN 2019

The Titans tied for third in the NFL in 2019 with 54 total touchdowns.

The Titans' 2019 touchdown total ranked second all-time for the franchise behind only the 1961 club, which had 66 touchdowns.

Most touchdowns in 2019:

| Team | Total Touchdowns |
|----------------------------|------------------|
| 1. Baltimore Ravens | 64 |
| 2. San Francisco 49ers | 56 |
| 3. Tennessee Titans | 54 |
| Tampa Bay Buccaneers | 54 |
| 5. New Orleans Saints | 52 |
| 6. Kansas City Chiefs | 50 |
| 7. Dallas Cowboys | 49 |
| Seattle Seahawks | 49 |
| New England Patriots | 49 |
| 10. Minnesota Vikings | 47 |

SCORING DEFENSE, 2018-19

The Titans defense allowed 18.9 points per game in 2018, which was the third-best average in the NFL. It was the Titans' lowest average points allowed since 2008 (14.6). The Titans surrendered 21 or fewer points in 10 of their 16 games in 2018.

Since the beginning of the 2018 campaign, the Titans have allowed the fifth-fewest points in the NFL.

Fewest points allowed per game from 2018–2019:

| Team | Points Allowed/Game |
|----------------------------|---------------------|
| 1. New England Patriots | 17.2 |
| 2. Baltimore Ravens | 17.8 |
| 3. Chicago Bears | 18.2 |
| 4. Buffalo Bills | 19.8 |
| 5. Tennessee Titans | 19.8 |
| 6. Minnesota Vikings | 20.1 |
| 7. Dallas Cowboys | 20.2 |
| 8. Pittsburgh Steelers | 20.7 |
| 9. Denver Broncos | 20.8 |
| 10. Los Angeles Chargers | 21.1 |

THIRD-DOWN DEFENSE IN 2019

In 2019, the Titans defense limited opponents to 74 conversions on 204 attempts on third down. The Titans defense ranked eighth in the NFL on third down with a 36.3 percentage.

In the combined first two seasons with **Dean Pees** as defensive coordinator and **Mike Vrabel** as head coach from 2018–2019, the Titans defense ranked seventh in the NFL with a third-down percentage of 36.4 (149 of 409).

Top third-down defenses in 2019:

| Opponent | Conversions | Attempts | Opp. 3rd Down Pct. |
|----------------------------|-------------|------------|--------------------|
| 1. New England Patriots | 47 | 195 | 24.1 |
| 2. San Francisco 49ers | 64 | 192 | 33.3 |
| Dallas Cowboys | 67 | 201 | 33.3 |
| 4. Philadelphia Eagles | 70 | 205 | 34.1 |
| 5. Tampa Bay Buccaneers | 75 | 218 | 34.4 |
| 6. New Orleans Saints | 73 | 210 | 34.8 |
| 7. Buffalo Bills | 76 | 212 | 35.8 |
| 8. Tennessee Titans | 74 | 204 | 36.3 |
| 9. Pittsburgh Steelers | 76 | 209 | 36.4 |
| Chicago Bears | 76 | 209 | 36.4 |

TITANS DBs A THREAT ON THE BLITZ

The Titans have had the NFL's most successful defensive back group in getting to the quarterback since the beginning of 2018, when head coach **Mike Vrabel** and defensive coordinator **Dean Pees** began their tenures with the club.

The Titans defensive backs contributed nine total sacks in 2018, which was the highest total in the NFL, and followed with 5.5 sacks as a group in 2019.

The nine sacks in 2018 were the most by the team's defensive back group in the "Titans era" (1999–present), surpassing the eight sacks by the safeties and cornerbacks in 2014.

Most sacks by a defensive back group from 2018–2019:

| Team | Sacks |
|----------------------------|-------------|
| 1. Tennessee Titans | 14.5 |
| 2. New York Jets | 11.0 |
| Baltimore Ravens | 11.0 |
| 4. Carolina Panthers | 10.5 |
| 5. Buffalo Bills | 9.5 |
| Cleveland Browns | 9.5 |
| 7. Minnesota Vikings | 9.0 |
| Philadelphia Eagles | 9.0 |
| 9. Dallas Cowboys | 8.5 |
| Los Angeles Chargers | 8.5 |

LEAST PENALIZED TEAMS FROM 2018-2019

In Mike Vrabel's first two seasons as head coach, the Titans were called for the second-fewest total penalties in the NFL.

In 2019, the Titans finished eighth in the NFL in fewest penalties with a total of 99.

In 2018, the Titans were called for only 82 penalties, leading the NFL and setting a team record for the lowest number in a 16-game season (since 1978, excluding strike-shortened 1982 and 1987 seasons). They received no more than four penalties in nine of their 16 games. The previous franchise record for fewest penalties in a 16-game season was 84 by the 1983 Oilers.

Fewest total penalties from 2018–2019:

| Team | Penalties |
|----------------------------|------------|
| 1. Carolina Panthers | 179 |
| 2. Tennessee Titans | 181 |
| 3. New England Patriots | 187 |
| 4. Minnesota Vikings | 188 |
| 5. Indianapolis Colts | 199 |
| 6. Chicago Bears | 200 |
| Miami Dolphins | 200 |
| Philadelphia Eagles | 200 |
| 9. New York Giants | 204 |
| 10. Cincinnati Bengals | 207 |
| Detroit Lions | 207 |



CONSECUTIVE ROAD VICTORIES

The Titans won their final three road games of the regular season—at Indianapolis (Dec. 1), Oakland (Dec. 8) and Houston (Dec. 29). Then they won their first two playoff contests at New England (Jan. 4) and Baltimore (Jan. 11).

The team's five-game road winning streak tied for the second-longest such streak in franchise history, including regular season and postseason games. It was the longest since a franchise-record six consecutive road wins in 2008.

The Titans, along with the New Orleans Saints (seven games), Baltimore Ravens (six), Seattle Seahawks (six) and San Francisco 49ers (five) were the only NFL clubs in 2019 to have at least five consecutive road wins.

Longest road winning streaks in a season (regular season and/or postseason) in franchise history:

| Season | Dates | Consecutive Road Wins |
|---------|----------------------------|-----------------------|
| 1. 2008 | Sept. 14–Nov. 27, 2008 | 6 |
| 2. 2019 | Dec. 1, 2019–Jan. 11, 2020 | 5 |
| 1961 | Oct. 29–Dec. 24, 1961 | 5 |
| 1993 | Oct. 17–Dec. 25, 1993 | 5 |
| 5. 2000 | Sept. 24–Oct. 30, 2000 | 4 |
| 1978 | Nov. 12–Dec. 31, 1978 | 4 |
| 1974 | Oct. 27–Dec. 1, 1974 | 4 |

TITANS REBOUND AFTER 2-4 START

After winning their regular season opener at Cleveland (Sept. 8), the Titans dropped four of their next five games to begin the season with a 2-4 record. From that point forward, they won nine of their last 13 games, including playoffs.

Since the NFL went to its current playoff format in 1990, 345 teams have gone 2-4 or worse in their first six games of a season. From that group, the Titans became the 21st team to earn a postseason berth.

Their wild card victory over the Patriots made the Titans the 10th team to win a playoff game and the 11th team to advance to the divisional round after faring no better than 2-4 in their first six games.

A week later, the Titans became the third such team to advance to the conference championship, joining the 2002 Titans (2-4) and the 1996 Jacksonville Jaguars (2-4).

As a franchise, the Titans/Oilers have advanced to the divisional round or beyond three times following a 2-4 or worse start through six games. In addition to the 2019 squad and the 2002 club, the 1993 Oilers went to the divisional round with a first-round bye.

NFL teams that advanced to the divisional playoff round and beyond after going 2-4 or worse in their first six regular season games, 1990–2019:

| Team | Season | First 6 Games | Final Reg. Season W-L | Advanced To (Round) |
|----------------------|--------|---------------|-----------------------|---------------------|
| Tennessee Titans | 2019 | 2-4 | 9-7 | Conference |
| Indianapolis Colts | 2018 | 1-5 | 10-6 | Divisional |
| Seattle Seahawks | 2015 | 2-4 | 10-6 | Divisional |
| Kansas City Chiefs | 2015 | 1-5 | 11-5 | Divisional |
| Denver Broncos | 2011 | 2-4 | 8-8 | Divisional |
| Tennessee Titans | 2002 | 2-4 | 11-5 ^a | Conference |
| New York Jets | 2002 | 2-4 | 9-7 | Divisional |
| Minnesota Vikings | 1999 | 2-4 | 10-6 | Divisional |
| Jacksonville Jaguars | 1996 | 2-4 | 9-7 | Conference |
| Houston Oilers | 1993 | 2-4 | 12-4 ^b | Divisional |
| San Diego Chargers | 1992 | 2-4 | 11-5 | Divisional |

a - First-round bye; b - First-round bye

THE SIXTH SEED

The Titans entered the 2019 playoffs with a 9-7 record and the sixth and final seed in the AFC playoffs. In winning their wild card game at New England and their divisional matchup at Baltimore, they became the NFL's first No. 6 seed to reach the conference championship game since 2010.

Since the NFL instituted the current 12-team playoff format in 1990, the Titans joined the 2005 Pittsburgh Steelers, 2008 Philadelphia Eagles, 2008 Baltimore Ravens, 2010 New York Jets and 2010 Green Bay Packers in reaching the conference championship game as No. 6 seeds.

No. 6 playoff seeds to reach the conference championship game, 1990–2019:

| Season | Team | Conference | Advanced To |
|--------|---------------|------------|-------------------------|
| 2019 | Tennessee | AFC | AFC Championship Game |
| 2010 | Green Bay | NFC | Won Super Bowl XLV |
| 2010 | New York Jets | AFC | Conference Championship |
| 2008 | Baltimore | AFC | Conference Championship |
| 2008 | Philadelphia | NFC | Conference Championship |
| 2005 | Pittsburgh | AFC | Won Super Bowl XL |

ROOKIE CONTRIBUTIONS SURGE

During their climb to the playoffs and in the team's three postseason games, the Titans received significant contributions from several members of their rookie class. Seven Titans rookies saw action during the wild card and divisional rounds.

Executive vice president/general manager **Jon Robinson** selected six players in the 2019 NFL Draft, which was held in Nashville, and five of those picks played extensively in the postseason: defensive lineman **Jeffery Simmons** (first round), wide receiver **A.J. Brown** (second round), guard **Nate Davis** (third round), defensive back **Amani Hooker** (fourth round) and inside linebacker **David Long** (sixth round). Additionally, undrafted outside linebacker **Derick Roberson** and fullback **Khari Blasingame** (undrafted with Minnesota) made contributions.

The Titans rookies played a total of 851 playoff snaps (includes plays called back due to penalties). That was the most among all 12 playoff teams in the playoffs and included a playoff-high 373 total snaps on offense.

Most play snaps by rookies during the 2019 playoffs*:

| Team | Games | Off Snaps | Def Snaps | ST Snaps | Total | Per Game |
|------------------|-------|-----------|-----------|----------|-------|----------|
| 1. Tennessee | 3 | 373 | 295 | 183 | 851 | 283.7 |
| 2. San Francisco | 3 | 152 | 296 | 66 | 514 | 171.3 |
| 3. Seattle | 2 | 224 | 151 | 113 | 488 | 244.0 |
| 4. Minnesota | 2 | 271 | 1 | 132 | 404 | 202.0 |
| 5. Green Bay | 2 | 162 | 137 | 94 | 393 | 196.5 |
| 6. Kansas City | 3 | 81 | 109 | 173 | 363 | 121.0 |
| 7. Baltimore | 1 | 284 | 35 | 19 | 338 | 338.0 |
| 8. Houston | 2 | 154 | 85 | 96 | 335 | 167.5 |
| 9. Buffalo | 1 | 163 | 28 | 43 | 234 | 234.0 |
| 10. New Orleans | 1 | 65 | 91 | 52 | 208 | 208.0 |
| 11. Philadelphia | 1 | 60 | 43 | 40 | 143 | 143.0 |
| 12. New England | 1 | 41 | 7 | 41 | 89 | 89.0 |

* Snaps include plays called back due to penalties.



2019 INDIVIDUAL HONORS

Pro Bowl (Number of Pro Bowls with Titans, Total Career Selections)

DT Jurrell Casey (5, 5)
 RB Derrick Henry (1, 1)
 P Brett Kern (3, 3)
 QB Ryan Tannehill (1, 1)

Team Captains (Permanent)

S Kevin Byard
 DT Jurrell Casey
 C Ben Jones
 QB Marcus Mariota
 LB Wesley Woodyard

Titans Walter Payton Man of the Year

C Ben Jones

Ed Block Courage Award

TE Jonnu Smith

AFC Player of the Week

Week 1–Defense: OLB Cameron Wake
 Week 14–Offense: QB Ryan Tannehill
 Week 17–Offense: RB Derrick Henry

AFC Offensive Player of the Month

December: QB Ryan Tannehill

NFL Offensive Rookie of the Month

December: WR A.J. Brown

FedEx Air Player of the Week

Week 14: QB Ryan Tannehill

FedEx Ground Player of the Week

Week 10: RB Derrick Henry
 Week 12: RB Derrick Henry
 Week 13: RB Derrick Henry
 Week 14: RB Derrick Henry
 Week 17: RB Derrick Henry

FedEx Ground Player of the Year

RB Derrick Henry

Pepsi Rookie of the Week

Week 12: WR A.J. Brown

Associated Press

Comeback Player of the Year: QB Ryan Tannehill
 First-Team All-Pro: P Brett Kern
 Second-Team All-Pro: RB Derrick Henry
 Second-Team All-Pro: Flex Derrick Henry

Pro Football Focus

First-Team All-Pro: P Brett Kern

Pro Football Writers of America

Comeback Player of the Year: QB Ryan Tannehill
 Most Improved Player: QB Ryan Tannehill
 All-NFL: RB Derrick Henry
 All-NFL: P Brett Kern
 All-AFC: RB Derrick Henry
 All-AFC: P Brett Kern
 All-Rookie: WR A.J. Brown

Sporting News All-Pro

P Brett Kern

TITANS DECADE LEADERS

Titans statistical leaders from 2010–2019 (regular season)

Most games played for the Titans from 2010–2019:

| Player | Games Played |
|------------------|--------------|
| 1. Brett Kern | 160 |
| 2. Jurrell Casey | 139 |

Most games started for the Titans from 2010–2019:

| Player | Games Started |
|-------------------|---------------|
| 1. Jurrell Casey | 137 |
| 2. Derrick Morgan | 106 |

Most passing yards for the Titans from 2010–2019:

| Player | Passing Yards |
|-------------------|---------------|
| 1. Marcus Mariota | 13,183 |
| 2. Jake Locker | 4,967 |

Most rushing yards for the Titans from 2010–2019:

| Player | Rushing Yards |
|------------------|---------------|
| 1. Chris Johnson | 4,731 |
| 2. Derrick Henry | 3,833 |

Most receptions for the Titans from 2010–2019:

| Player | Receptions |
|-------------------|------------|
| 1. Delanie Walker | 381 |
| 2. Kendall Wright | 280 |

Most receiving yards for the Titans from 2010–2019:

| Player | Receiving Yards |
|--------------------|-----------------|
| 1. Delanie Walker | 4,423 |
| 2. Nate Washington | 4,022 |

Most scrimmage yards for the Titans from 2010–2019:

| Player | Scrimmage Yards |
|-------------------|-----------------|
| 1. Chris Johnson | 5,971 |
| 2. Delanie Walker | 4,468 |

Most touchdowns (total) for the Titans from 2010–2019:

| Player | Touchdowns |
|------------------|------------|
| 1. Derrick Henry | 41 |
| 2. Chris Johnson | 32 |

Most interceptions for the Titans from 2010–2019:

| Player | Interceptions |
|--------------------|---------------|
| 1. Kevin Byard | 17 |
| 2. Michael Griffin | 14 |

Most sacks for the Titans from 2010–2019:

| Player | Sacks |
|-------------------|-------|
| 1. Jurrell Casey | 51.0 |
| 2. Derrick Morgan | 44.5 |

Most points for the Titans from 2010–2019:

| Player | Points |
|----------------|--------|
| 1. Ryan Succop | 529 |
| 2. Rob Bironas | 457 |

Most punts for the Titans from 2010–2019:

| Player | Punts |
|----------------|-------|
| 1. Brett Kern | 802 |
| 2. (many tied) | 0 |



TITANS QUARTERBACKS

| No. | Name | Ht | Wt | Exp | College |
|-----|-----------------|-----|-----|-----|-----------|
| 8 | Mariota, Marcus | 6-4 | 222 | 5 | Oregon |
| 17 | Tannehill, Ryan | 6-4 | 217 | 8 | Texas A&M |

#8 • QB MARCUS MARIOTA

[CLICK FOR COMPLETE BIO](#)

Marcus Mariota (6-4, 222) completed his fifth NFL season in 2019. He was selected with the No. 2 overall selection in the 2015 NFL Draft.

In 2019, Mariota appeared in seven games during the regular season, starting the season's first six contests. He completed 95 of 160 passes for 1,203 yards with seven touchdowns and two interceptions (92.3 passer rating), and he added 24 rushing attempts for 129 yards.

On the franchise's all-time passing lists, Mariota ranks fifth in career attempts (1,765), completions (1,110), yards (13,207) and touchdowns (76); and first in completion percentage (62.9) and passer rating (89.6). Among franchise quarterbacks, he ranks third in career rushing yards (1,399) and is tied for fourth in career rushing touchdowns (11).

Mariota won 27 games as a starter from 2015 through 2018. It was the most by any quarterback in his first four seasons with the franchise since **George Blanda** joined the Oilers as a 10-year veteran in 1960 and earned 34 wins through 1963.

Mariota became the fifth quarterback in NFL history with at least 12,000 passing yards (12,004) and 1,200 rushing yards (1,270) in his first four seasons, joining **Russell Wilson**, **Cam Newton**, **Jeff Garcia** and **Blake Bortles**.

In 2018, Mariota completed 228 of 331 passes for 2,528 yards with 11 touchdowns, eight interceptions and a passer rating of 92.3. He became the first quarterback in franchise history to produce a passer rating of 90.0 or greater in three separate seasons.

Mariota's 68.9 completion percentage in 2018 shattered the previous franchise record. It was previously owned by **Cody Carlson**, who completed 65.6 percent of his passes (149 of 227) in 1992.

In 2017, Mariota led the team to the postseason and became the youngest quarterback in franchise history to win a playoff game. His statistics in the regular season included 281 completions, 3,232 yards and 13 touchdowns on 453 attempts (79.3 passer rating).

From 2015–2016, Mariota passed for 6,244 yards and 45 touchdowns, while throwing only 19 interceptions. His 93.8 passer rating during that time ranked sixth in NFL history for a player's first two NFL campaigns, trailing only **Kurt Warner** (107.9), **Dan Marino** (104.5), **Nick Foles** (101.0), **Russell Wilson** (100.6) and **Ben Roethlisberger** (98.3).

In 2016, Mariota started 15 games. He was 276-of-451 passing for 3,426 yards, 26 touchdowns and nine interceptions. His 95.6 passer rating ranked third in franchise history for a single season, behind only **Warren Moon**'s 96.8 in 1990, when he was the Associated Press Offensive Player of the Year, and **Steve McNair**'s 100.4 in 2003, when he was the NFL's Co-MVP. Only two quarterbacks with the franchise have had more touchdown passes in a season than Mariota in 2016: Blanda (36 in 1961 and 27 in 1962) and Moon (33 in 1990).

During his rookie season, Mariota started 12 games, missing four total contests due to injuries. He completed 230 of his 370 passes for 2,818 yards, 19 touchdowns—all franchise rookie records—while throwing only 10 interceptions. At the time, his 91.5 passer rating ranked third in franchise history.

Mariota also set a franchise rookie record by completing 62.2 percent of his passes. That was the fifth-highest percentage by a rookie quarterback in NFL history and the eighth-highest completion percentage in a season by any quarterback in Titans/Oilers history.

On the ground in 2015, Mariota accounted for 252 yards and a pair of touchdowns on 34 carries. He finished second in franchise history in rushing



yards by a rookie quarterback, trailing only **Vince Young's** 2006 total of 552 rushing yards. Mariota's total included an 87-yard touchdown run against Jacksonville (Dec. 6), which at the time was the fifth-longest rushing play in franchise history.

Mariota joined **Peyton Manning** (1998) as the only rookie quarterbacks in NFL history to complete three touchdown passes in four different games, and he became the lone NFL rookie to ever record two games with four touchdown passes and no interceptions (Sept. 13 at Tampa Bay and Nov. 8 at New Orleans).

Mariota entered the NFL following a historic career at the University of Oregon. He concluded his three seasons as the school's starting quarterback by winning the Heisman Trophy and leading his team to the College Football Playoff Championship Game.

Mariota broke nearly every major passing record at Oregon, totaling 10,796 career passing yards and 105 touchdown passes. The three-time All-Pac-12 selection started every game over his three seasons, earning a 36-5 record, and he completed at least one touchdown pass in every contest. He became one of four players in FBS history to pass for 10,000 yards and rush for 2,000 yards (2,237) in a career, joining **Dan LeFevour**, **Griffin** and **Colin Kaepernick**.

During his Heisman season in 2014, Mariota directed the Ducks to a Rose Bowl victory over Florida State. His totals for the year included 4,454 passing yards, 42 touchdown passes and only four interceptions. He also rushed for 770 yards and 15 touchdowns and even caught a touchdown pass. His 58 total touchdowns in a season (passing, rushing and receiving) shattered **Matt Barkley's** (2011) previous Pac-12 record of 41 touchdowns.

The 6-foot-4-inch, 222-pound signal caller became the fifth Heisman Trophy winner to be drafted by the Oilers/Titans, joining **Billy Cannon**, **Earl Campbell**, **Mike Rozier** and **Eddie George**. **Derrick Henry** became the sixth Heisman winner drafted by the club when he was selected in 2016.

At the 2015 NFL Scouting Combine, he finished among the top three quarterbacks in the 40-yard dash, vertical jump, broad jump, three-cone drill and 20-yard shuttle. His 4.52-second 40-yard dash gave him the fastest quarterback time at the Combine since Griffin's 4.41 in 2012.

Mariota is a native of Honolulu, Hawaii.

2019 Notes:

➤ **At Cleveland (9/8)**, completed 14 of 24 passes for 248 yards, three touchdowns and a passer rating of 133.3. It was the fifth-highest passer rating of his career (minimum 20 attempts) and the 16th best passer rating in franchise history. He recorded his ninth career game with at least three touchdown passes and his fifth career game with at least three touchdown passes and no interceptions. He tossed a 47-yard pass to wide receiver A.J. Brown in the first quarter and tied his career long with a 75-yard touchdown pass to running back Derrick Henry in the third quarter. In the fourth quarter, Mariota found tight end Delanie Walker for touchdown passes of 11 yards and seven yards.

➤ **Against Indianapolis (9/15)**, completed 19 of 28 passes for 154 yards and one touchdown without throwing an interception (93.5 passer rating). He added 32 rushing yards on five attempts. He opened the season with consecutive passer ratings of 90-plus for the first time since his rookie campaign of 2015. He threw a one-yard touchdown pass in the second quarter to offensive lineman David Quessenberry, who lined up as eligible on the play.

➤ **At Jacksonville (9/19)**, completed 23 of 40 passes for 304 yards with no interceptions and a passer rating of 81.7. It was his eighth career 300-yard passing game and his first since Nov. 26, 2018 at Houston. In the second half, he was 17-of-24 for 242 yards passing. He threw a 47-yard pass to wide receiver Tajaé Sharpe in the third quarter.

➤ **At Atlanta (9/29)**, completed 18 of 27 passes for 227 yards with three touchdowns and no interceptions, and he added three rushing attempts for 22 yards. His passer rating of 129.7 was the seventh-highest mark of his career in a game with at least 20 attempts to qualify. He notched his sixth career game with at least three touchdown passes and no interceptions. In the first quarter, he found wide receiver A.J. Brown for a 55-yard touchdown pass to give Mariota his seventh career touchdown pass of 55 yards or longer. He connected with Brown again for an 11-yard touchdown pass later in the first quarter. In the second quarter, he completed a 23-yard touchdown pass to wide receiver Corey Davis. It gave him three touchdown passes in the first half, marking the third time in his career he accomplished the feat and the first time since Nov. 13, 2016 against the Green Bay Packers.

➤ **Against Buffalo (10/6)**, completed 13 of 22 passes for 183 yards and added 13 rushing yards on five attempts. He became the NFL's only quarterback to start every game through five weeks without throwing an interception or losing a fumble. His totals included a 57-yard pass on a

screen play to tight end Jonnu Smith in the third quarter, giving Mariota the seventh-longest pass of his career. He increased his franchise record to 191 consecutive passes attempted without throwing an interception.

➤ **At Denver (10/13)**, completed seven of 18 passes for 63 yards with two interceptions. His franchise-record streak of 205 consecutive passes without an interception comes to an end.

➤ **At Houston (12/29)**, completed one pass for 24 yards to A.J. Brown.

➤ **At New England (1/4)**, completed one pass for four yards.

➤ **At Baltimore (1/11)**, played but did not attempt a pass or a rush.

➤ **At Kansas City (1/19)**, rushed for a five-yard gain in the AFC championship game.

CONSECUTIVE PASSES WITHOUT AN INT

At Atlanta on Sept. 29, **Marcus Mariota** set a new franchise record for consecutive passes attempted without an interception. He eclipsed the record set by **Kerry Collins** of 161 passes without an interception in 2008.

After Mariota threw an interception against Jacksonville on Dec. 6, 2018, the next time he was intercepted was on Oct. 13, 2019. In total, he went 205 passes between interceptions.

Most consecutive passes without an interception, franchise history:

| Player | Season(s) | Attempts |
|--------------------------|------------------|------------|
| 1. Marcus Mariota | 2018–2019 | 205 |
| 2. Kerry Collins | 2008 | 161 |
| 3. Jake Locker | 2012–2013 | 159 |
| 4. Billy Joe Tolliver | 1994 | 154 |

Mariota's 2019 Game-by-Game Statistics:

| Passing | | | | | | | | | | | | | | | | Rushing | | | | |
|-------------------|-----|-----|-----|-----|-------|-----|--------|----|------|-----|------|----|------|------|-------|---------|-----|-----|----|----|
| Date/Opp | W-L | G/S | Att | Cmp | Pct | Yds | Yd/Att | TD | TD% | Int | Int% | Lg | Sack | Lost | Rate | Att | Yds | Avg | Lg | TD |
| 9/8 at Cle | W | QB | 24 | 14 | 58.3 | 248 | 10.3 | 3 | 12.5 | 0 | 0.0 | 75 | 4 | 32 | 133.3 | 3 | 24 | 8.0 | 13 | 0 |
| 9/15 vs. Ind | L | QB | 28 | 19 | 67.9 | 154 | 5.5 | 1 | 3.6 | 0 | 0.0 | 25 | 4 | 35 | 93.5 | 5 | 32 | 6.4 | 15 | 0 |
| 9/19 at Jax | L | QB | 40 | 23 | 57.5 | 304 | 7.6 | 0 | 0.0 | 0 | 0.0 | 47 | 9 | 55 | 81.7 | 6 | 34 | 5.7 | 12 | 0 |
| 9/29 at Atl | W | QB | 27 | 18 | 66.7 | 227 | 8.4 | 3 | 11.1 | 0 | 0.0 | 55 | 0 | 0 | 129.7 | 3 | 22 | 7.3 | 11 | 0 |
| 10/6 vs. Buf | L | QB | 22 | 13 | 59.1 | 183 | 8.3 | 0 | 0.0 | 0 | 0.0 | 57 | 5 | 33 | 86.0 | 5 | 13 | 2.6 | 4 | 0 |
| 10/13 at Den | L | QB | 18 | 7 | 38.9 | 63 | 3.5 | 0 | 0.0 | 2 | 11.1 | 17 | 3 | 7 | 9.5 | 2 | 4 | 2.0 | 5 | 0 |
| 10/20 vs. LAC | W | | | | | | | | | | | | | | | | | | | |
| 10/27 vs. TB | W | | | | | | | | | | | | | | | | | | | |
| 11/3 at Car | L | | | | | | | | | | | | | | | | | | | |
| 11/10 vs. KC | W | | | | | | | | | | | | | | | | | | | |
| 11/24 vs. Jax | W | | | | | | | | | | | | | | | | | | | |
| 12/1 at Ind | W | | | | | | | | | | | | | | | | | | | |
| 12/8 at Oak | W | | | | | | | | | | | | | | | | | | | |
| 12/15 vs. Hou | L | | | | | | | | | | | | | | | | | | | |
| 12/22 vs. NO | L | | | | | | | | | | | | | | | | | | | |
| 12/29 at Hou | W | | 1 | 1 | 100.0 | 24 | 24.0 | 0 | 0.0 | 0 | 0.0 | 24 | 0 | 0 | 118.8 | 0 | 0 | - | - | 0 |
| Postseason | | | | | | | | | | | | | | | | | | | | |
| 1/4 at NE | W | | 1 | 1 | 100.0 | 4 | 4.0 | 0 | 0.0 | 0 | 0.0 | 4 | 0 | 0 | 83.3 | 0 | 0 | - | - | 0 |
| 1/11 at Bal | W | | 0 | 0 | - | 0 | - | 0 | - | 0 | - | - | 0 | 0 | - | 0 | 0 | - | - | 0 |
| 1/19 at KC | L | | 0 | 0 | - | 0 | - | 0 | - | 0 | - | - | 0 | 0 | - | 1 | 5 | 5.0 | 5 | 0 |

Mariota's Career Regular Season Statistics:

| Passing | | | | | | | | | | | | | | | | Rushing | | | | |
|---------------|-----------|-----------|--------------|--------------|-------------|---------------|------------|-----------|------------|-----------|------------|-----------|------------|------------|-------------|------------|--------------|------------|-----------|-----------|
| Year | G | S | Att | Cmp | Pct | Yds | Yd/Att | TD | TD% | Int | Int% | Lg | Sack | Lost | Rate | Att | Yds | Avg | Lg | TD |
| 2015 | 12 | 12 | 370 | 230 | 62.2 | 2,818 | 7.6 | 19 | 5.1 | 10 | 2.7 | 61t | 38 | 258 | 91.5 | 34 | 252 | 7.4 | 87t | 2 |
| 2016 | 15 | 15 | 451 | 276 | 61.2 | 3,426 | 7.6 | 26 | 5.8 | 9 | 2.0 | 60 | 23 | 156 | 95.6 | 60 | 349 | 5.8 | 41 | 2 |
| 2017 | 15 | 15 | 453 | 281 | 62.0 | 3,232 | 7.1 | 13 | 2.9 | 15 | 3.3 | 75t | 27 | 173 | 79.3 | 60 | 312 | 5.2 | 34t | 5 |
| 2018 | 14 | 13 | 331 | 228 | 68.9 | 2,528 | 7.6 | 11 | 3.3 | 8 | 2.4 | 61 | 42 | 243 | 92.3 | 64 | 357 | 5.6 | 27 | 2 |
| 2019 | 7 | 6 | 160 | 95 | 59.4 | 1,203 | 7.5 | 7 | 4.4 | 2 | 1.3 | 75 | 25 | 162 | 92.3 | 24 | 129 | 5.4 | 15 | 0 |
| Totals | 63 | 61 | 1,765 | 1,110 | 62.9 | 13,207 | 7.5 | 76 | 4.3 | 44 | 2.5 | 75 | 155 | 992 | 89.6 | 242 | 1,399 | 5.8 | 87 | 11 |

Mariota's Career Postseason Statistics:

| Passing | | | | | | | | | | | | | | | | Rushing | | | | |
|-----------------------|----------|----------|-----------|-----------|-------------|------------|------------|----------|------------|----------|------------|-----------|-----------|-----------|-------------|-----------|-----------|------------|-----------|----------|
| Year | G | S | Att | Cmp | Pct | Yds | Yd/Att | TD | TD% | Int | Int% | Lg | Sack | Lost | Rate | Att | Yds | Avg | Lg | TD |
| 2017 | 2 | 2 | 68 | 41 | 60.3 | 459 | 6.8 | 4 | 5.9 | 1 | 1.5 | 36 | 10 | 62 | 93.9 | 12 | 83 | 6.9 | 17 | 0 |
| 2019 | 3 | 0 | 1 | 1 | 100.0 | 4 | 4.0 | 0 | 0.0 | 0 | 0.0 | 4 | 0 | 0 | 83.3 | 1 | 5 | 5.0 | 5 | 0 |
| Playoff Totals | 5 | 2 | 69 | 42 | 60.9 | 463 | 6.7 | 4 | 5.8 | 1 | 1.4 | 36 | 10 | 62 | 94.1 | 13 | 88 | 6.8 | 17 | 0 |

Mariota's Regular Season Single-Game Highs:

Attempts - 44 (twice, last vs. Cincinnati, 11/12/17)

Completions - 30 vs. Philadelphia (9/30/18)

Passing Yards - 371 at New Orleans (11/8/15)

Touchdown Passes - 4 (Three times, last vs. Green Bay, 11/13/16)

Long Completion - 75t (Twice, last at Cleveland, 9/8/19)

Rushing Attempts - 10 (Three times, last at Dallas, 11/5/18)

Rushing Yards - 112 vs. Jacksonville (12/6/15)

Long Rush - 87t vs. Jacksonville (12/6/15)

Rushing Touchdowns - 2 at Houston (10/11/17)

Mariota's Playoff Single-Game Highs:

Attempts - 37 at New England (1/13/18)

Completions - 22 at New England (1/13/18)

Passing Yards - 254 at New England (1/13/18)

Touchdown Passes - 2 (twice, last at New England, 1/13/18)

Long Completion - 36 at New England (1/13/18)

Rushing Attempts - 8 at Kansas City (1/6/18)

Rushing Yards - 46 at Kansas City (1/6/18)

Long Rush - 17 at Kansas City (1/6/18)

Rushing Touchdowns - (none)

MARCUS MARIOTA'S STARTING RECORD WHEN ...

| Record When Mariota | 2015 | 2016 | Regular Season | | 2019 | Career | Career Playoffs |
|-------------------------------|------|------|----------------|------|------|--------|-----------------|
| | | | 2017 | 2018 | | | |
| Starts at quarterback | 3-9 | 8-7 | 9-6 | 7-6 | 2-4 | 29-32 | 1-1 |
| Starts vs. division opponents | 1-2 | 1-4 | 5-1 | 1-2 | 0-2 | 8-11 | 0-0 |
| Passes for 300 or more yards | 1-1 | 0-1 | 1-1 | 1-1 | 0-1 | 3-5 | 0-0 |
| Completes 1 or more TD passes | 3-4 | 6-5 | 8-2 | 4-2 | 2-1 | 23-14 | 1-1 |
| Completes 2 or more TD passes | 3-3 | 6-4 | 2-1 | 4-1 | 2-0 | 17-9 | 1-1 |
| Completes 3 or more TD passes | 3-1 | 3-1 | 0-0 | 0-0 | 2-0 | 8-2 | 0-0 |
| Starts and passes for no INTs | 2-3 | 5-3 | 4-2 | 4-2 | 2-3 | 17-13 | 0-1 |
| Completes 70.0% of his passes | 2-0 | 4-0 | 1-0 | 3-3 | 0-0 | 10-3 | 0-0 |
| Has a passer rating of 80.0+ | 3-3 | 6-4 | 5-1 | 5-3 | 2-3 | 21-14 | 1-1 |
| Has a passer rating of 90.0+ | 3-1 | 6-2 | 5-1 | 5-3 | 2-1 | 21-8 | 0-1 |
| Has a passer rating of 100.0+ | 3-0 | 6-1 | 2-1 | 3-1 | 2-0 | 16-3 | 0-0 |
| Sacked 0 times | 1-0 | 3-1 | 2-0 | 0-1 | 1-0 | 7-2 | 0-0 |
| Rushes for 1 or more TDs | 1-1 | 1-1 | 1-3 | 2-0 | 0-0 | 5-5 | 0-0 |
| Rushes for 2 or more TDs | 0-0 | 0-0 | 0-1 | 0-0 | 0-0 | 0-1 | 0-0 |
| Rushes and Passes for 1 TD | 1-0 | 1-1 | 1-1 | 2-0 | 0-0 | 5-2 | 0-0 |



MARCUS MARIOTA'S GAME-WINNING DRIVES

In his NFL career, quarterback **Marcus Mariota** has led 12 game-winning drives in the fourth quarter of overtime, including the regular season and postseason. That includes five games in 2017: a 36-22 win against Indianapolis (10/16), a 12-9 victory at Cleveland (10/22), a 24-20 win against Cincinnati (11/12), a 20-16 win at Indianapolis (11/26) and a 22-21 win at Kansas City (1/6) in the playoffs. In 2018, he led a game-winning drive in a 9-6 win at Jacksonville (9/23), in a 26-23 overtime win against Philadelphia (9/30) and in a 26-22 victory against the New York Jets (12/2).

Per the Elias Sports Bureau, a game-winning drive is defined as when a quarterback's team scores on an offensive possession to put the team ahead (whether tied or from behind) for good in the fourth quarter or overtime.

Marcus Mariota's game-winning drives:

| Date/Opp. | 4th Qtr Deficit/Tie | Score, Start of Drive | Drive Start | Mariota's Drive Stats (Att-Cmp-Yds, TD, Rushing) | Drive Totals | Drive End | Scoring Play | Final Score |
|------------------|---------------------|-----------------------|-------------|--|--------------|-----------|---------------------------------------|-------------|
| 11/8/15 at NO | 28-28 | 28-28 | 15:00 (OT) | 6-6-62, 1 TD, 3 rushes for 18 yds | 9-80-5:10 | 9:50 | Mariota 5-yard pass to Anthony Fasano | 34-28 |
| 12/6/15 vs. Jax | 28-32 | 28-32 | 10:09 | 1-1-5, 1 TD, 2 rushes for 89 yds | 3-90-1:39 | 8:30 | Marcus Mariota 87-yard run | 42-39 |
| 9/18/16 at Det | 3-15 | 10-15 | 7:04 | 10-10-82, 1 TD, 4 rushes for 19 yds | 13-83-5:51 | 1:13 | Mariota 9-yard pass to Andre Johnson | 16-15 |
| 12/18/16 at KC | 7-17 | 16-17 | 1:07 | 4-3-40, 0 TD, 0 rushes | 6-40-1:07 | 0:00 | Ryan Succop 53-yd FG | 19-17 |
| 10/16/17 vs. Ind | 15-19 | 22-22 | 7:27 | 3-3-74, 1 TD, 0 rushes | 4-75-1:58 | 5:29 | Mariota 53-yard pass to Taywan Taylor | 36-22 |
| 10/22/17 at Cle | 9-9 | 9-9 | 5:57 (OT) | 1-1-8, 0 TD, 5 rushes for 12 yds | 7-20-4:02 | 2:00 | Ryan Succop 47-yd FG | 12-9 |
| 11/12/17 vs. Cin | 17-20 | 17-20 | 5:03 | 10-5-53, 1 TD, 3 rushes for 15 yds | 12-73-4:27 | 0:36 | Mariota 7-yd pass to DeMarco Murray | 24-20 |
| 11/26/17 at Ind | 13-16 | 13-16 | 11:24 | 3-2-29, 1 TD, 7 rushes for 42 yds | 9-77-5:25 | 5:59 | DeMarco Murray 1-yd run | 20-16 |
| 1/6/18 at KC* | 10-21 | 16-21 | 11:15 | 7-4-40, 1 TD, 2 rushes for 19 yds | 11-80-5:09 | 6:06 | Mariota 22-yd pass to Eric Decker | 22-21 |
| 9/23/18 at Jax | 6-6 | 6-6 | 10:48 | 4-3-32, 0 TD, 0 rushes | 12-65-6:42 | 4:06 | Ryan Succop 28-yd FG | 9-6 |
| 9/30/18 vs. Phi | 10-17 | 20-23 | 6:19 (OT) | 11-5-48, 1 TD, 2 rushes for 24 yds | 16-75-6:14 | 0:05 | Mariota 10-yd pass to Corey Davis | 26-23 |
| 12/2/18 vs. NYJ | 13-22 | 19-22 | 1:46 | 5-3-39, 1 TD, 1 rush for 27 yds | 6-86-1:10 | 0:36 | Mariota 11-yd pass to Corey Davis | 26-22 |

* Playoff game



GAME-WINNING DRIVES FROM 2017-18

From 2017 through 2018, only two NFL quarterbacks recorded more game-winning drives than **Marcus Mariota**. Including the regular season and playoffs, he had eight such drives, tied with **Case Keenum** behind only **Dak Prescott** and **Drew Brees**.

Mariota's game-winning drives in that time period included games against Indianapolis (Oct. 16, 2017), at Cleveland (Oct. 22, 2017), against Cincinnati (Nov. 12, 2017), at Indianapolis (Nov. 26, 2017), at Kansas City (playoff game on Jan. 6, 2018), at Jacksonville (Sept. 23, 2018), against Philadelphia (Sept. 30, 2018) and against the New York Jets (Dec. 2, 2018).

Most game-winning drives by quarterbacks from 2017–2018, including playoffs:

| Player | Team(s) | Game-Winning Drives |
|--------------------------|-------------------------|---------------------|
| 1. Dak Prescott | Dallas Cowboys | 10 |
| 2. Drew Brees | New Orleans | 9 |
| 3. Marcus Mariota | Tennessee Titans | 8 |
| Case Keenum | Denver/Minnesota | 8 |
| 5. Andy Dalton | Cincinnati Bengals | 7 |
| Ben Roethlisberger | Pittsburgh Steelers | 7 |
| 7. Tom Brady | New England Patriots | 6 |
| Nick Foles | Philadelphia Eagles | 6 |
| Jared Goff | Los Angeles Rams | 6 |
| Russell Wilson | Seattle Seahawks | 6 |

FRANCHISE LEADING PASSERS

On Nov. 26, 2018 at Houston, **Marcus Mariota** qualified for several of the franchise's all-time passing records. During the game, Mariota reached 1,500 career passing attempts, the benchmark to qualify for NFL and team passing records in career completion percentage and career passer rating, among other categories.

When Mariota hit 1,500 attempts, he became the franchise's all-time leader in completion percentage and passer rating, moving in front of former record holder **Steve McNair** (59.5 completion percentage and 83.3 passer rating) at the top of the leaderboard.

Highest career passer rating in franchise history (minimum 1,500 attempts):

| Player | Seasons | Passer Rating |
|--------------------------|---------------------|---------------|
| 1. Marcus Mariota | 2015–present | 89.6 |
| 2. Steve McNair | 1995–2005 | 83.3 |
| 3. Warren Moon | 1984–1993 | 80.4 |
| 4. George Blanda | 1960–1966 | 62.5 |
| 5. Dan Pastorini | 1971–1979 | 61.0 |

Highest career completion percentage in franchise history (minimum 1,500 attempts):

| Player | Seasons | Completion Pct. |
|--------------------------|---------------------|-----------------|
| 1. Marcus Mariota | 2015–present | 62.9 |
| 2. Steve McNair | 1995–present | 59.5 |
| 3. Warren Moon | 1984–1993 | 57.9 |
| 4. Dan Pastorini | 1971–1979 | 51.5 |
| 5. George Blanda | 1960–1966 | 48.4 |

Most passing yards, franchise history:

| Player | Seasons | Passing Yards |
|--------------------------|---------------------|---------------|
| 1. Warren Moon | 1984–1993 | 33,685 |
| 2. Steve McNair | 1995–2005 | 27,141 |
| 3. George Blanda | 1960–1966 | 19,149 |
| 4. Dan Pastorini | 1971–1979 | 16,864 |
| 5. Marcus Mariota | 2015–present | 13,207 |
| 6. Vince Young | 2006–2010 | 8,098 |
| 7. Kerry Collins | 2006–2010 | 6,804 |
| 8. Ken Stabler | 1980–1981 | 5,190 |
| 9. Pete Beathard | 1967–1969 | 5,128 |
| 10. Jake Locker | 2011–2014 | 4,967 |

12,000/1,200 CLUB

In his first four NFL seasons, **Marcus Mariota** passed for 12,004 yards and rushed for an additional 1,270 yards. He became the fifth player in NFL history with at least 12,000 passing yards and 1,200 rushing yards in his first four seasons.

Jeff Garcia became the first quarterback to accomplish the feat in 2002. Since then, four more signal callers matched the feat: **Cam Newton**, **Russell Wilson**, **Blake Bortles** and Mariota.

Players in NFL history with 12,000 passing yards and 1,200 rushing yards in their first four NFL seasons (through 2018):

| Player | Seasons | Team | Passing Yards | Rushing Yards |
|-----------------------|------------------|------------------|---------------|---------------|
| Marcus Mariota | 2015–2018 | Tennessee | 12,004 | 1,200 |
| Blake Bortles | 2014–2017 | Jacksonville | 14,928 | 1,410 |
| Russell Wilson | 2012–2015 | Seattle | 13,974 | 2,430 |
| Cam Newton | 2011–2014 | Carolina | 14,426 | 2,571 |
| Jeff Garcia | 1999–2002 | San Francisco | 13,704 | 1,252 |

MARIOTA'S FOUR-YEAR WIN TOTAL

Marcus Mariota won 27 games as a starter from 2015 through 2018. It was the most by any quarterback in his first four seasons with the franchise since **George Blanda** joined the Oilers as a 10-year veteran in 1960 and earned 34 wins through 1963.

Mariota won three games as a rookie in 2015. He won eight games in his second season and led the team to the playoffs with nine wins in his third year. In 2018, he registered seven wins as a starter.

Most wins by a starting quarterback in his first four seasons with the Titans/Oilers, franchise history:

| Quarterback | Seasons | Wins in ... | | | | |
|--------------------------|------------------|-------------|----------|----------|----------|-----------|
| | | Year 1 | Year 2 | Year 3 | Year 4 | Total |
| 1. George Blanda | 1960-1963 | 8 | 9 | 11 | 6 | 34 |
| 2. Marcus Mariota | 2015-2018 | 3 | 8 | 9 | 7 | 27 |
| 3. Vince Young | 2006-2009 | 8 | 9 | 1 | 8 | 26 |
| 4. Steve McNair | 1995-1998 | 2 | 2 | 8 | 8 | 20 |
| 5. Warren Moon | 1984-1987 | 3 | 4 | 5 | 7 | 19 |
| 6. Kenny Stabler | 1980-1981 | 11 | 5 | - | - | 16 |
| Pete Beathard | 1967-1969 | 7 | 3 | 6 | - | 16 |

RED ZONE PASSING

Since the time he entered the NFL in 2015, Titans quarterback **Marcus Mariota** has been one of the NFL's most efficient quarterbacks in the red zone. During that time, Mariota has completed 51 touchdown passes with only one interception inside the opponents' 20-yard line.

Highest red zone passer rating from 2015–2019 (from the opponents' 1-19 yard lines; minimum 100 attempts):

| Player | Att | Cmp | Pct | Yds | TD | Int | Rate |
|--------------------------|------------|------------|-------------|------------|-----------|----------|--------------|
| 1. Andrew Luck | 191 | 127 | 66.5 | 813 | 63 | 2 | 110.4 |
| 2. Drew Brees | 393 | 272 | 69.2 | 1,576 | 103 | 7 | 108.6 |
| 3. Patrick Mahomes | 157 | 95 | 60.5 | 689 | 46 | 2 | 105.1 |
| 4. Marcus Mariota | 201 | 114 | 56.7 | 800 | 51 | 1 | 103.4 |
| 5. Tom Brady | 408 | 247 | 60.5 | 1,673 | 104 | 7 | 102.1 |
| 6. Carson Wentz | 267 | 153 | 57.3 | 999 | 72 | 2 | 101.9 |
| Jared Goff | 256 | 151 | 59.0 | 979 | 68 | 3 | 101.9 |
| 8. Josh McCown | 106 | 57 | 53.8 | 347 | 21 | 0 | 100.1 |
| 9. Jimmy Garoppolo | 137 | 82 | 59.9 | 529 | 28 | 3 | 98.5 |
| 10. Kirk Cousins | 340 | 196 | 57.6 | 1,305 | 88 | 6 | 98.3 |

SINGLE-SEASON COMPLETION % RECORD

In 2018, **Marcus Mariota** set a then-single-season franchise record by a large margin. He had a completion rate of 68.9 percent, completing 228 of his 331 passes on the year.

Through the franchise's first 58 seasons (1960–2017), no quarterback recorded a completion percentage above 66.0 percent. **Cody Carlson** established the previous benchmark in 1992 by completing 65.6 percent of his passes (149 of 227).

Mariota tied **Derek Carr** for fifth place in the NFL in completion percentage. Only New Orleans quarterback **Drew Brees** (74.4), Minnesota's **Kirk Cousins** (70.1), Philadelphia's **Carson Wentz** (69.6) and Atlanta's **Matt Ryan** (69.4) fared better.

Ryan Tannehill broke Mariota's record with a 70.3 completion percentage in 2019.

Franchise's highest single-season completion percentage, 1960–2018:

| Player | Season | Pass Attempts | Completions | Completion Percent |
|---------------------------|-------------|---------------|-------------|--------------------|
| 1. Marcus Mariota | 2018 | 331 | 228 | 68.9 |
| 2. Cody Carlson | 1992 | 227 | 149 | 65.6 |
| 3. Warren Moon | 1992 | 346 | 224 | 64.7 |
| 4. Ken Stabler | 1980 | 457 | 293 | 64.1 |
| 5. Chris Chandler | 1995 | 356 | 225 | 63.2 |
| 6. Steve McNair | 2000 | 396 | 248 | 62.6 |
| 7. Steve McNair | 2003 | 400 | 250 | 62.5 |
| 8. Vince Young | 2007 | 382 | 238 | 62.3 |
| 9. Marcus Mariota | 2015 | 370 | 230 | 62.2 |
| 10. Marcus Mariota | 2017 | 453 | 281 | 62.0 |

MARIOTA AT AGE 25

Marcus Mariota celebrated his 25th birthday on Oct. 30, 2018. He became only the ninth quarterback since the NFL-AFL merger in 1970 to pass for at least 10,000 yards before his 25th birthday.

The list also includes **Drew Bledsoe** (14,642 passing yards before his 25th birthday), **Jameis Winston** (14,628), **Josh Freeman** (12,963), **Peyton Manning** (12,287), **Matthew Stafford** (12,272), **Dan Marino** (11,975), **Cam Newton** (11,299) and **Blake Bortles** (11,241).

Among the nine players to accomplish the feat, Mariota led the group in completion percentage (62.2) and ranked third in passer rating (87.5) behind only Marino (96.6) and Winston (87.8).

Mariota (1,098), Newton (2,032 rushing yards) and Bortles (1,088) were the only three players with 10,000 passing yards and 1,000 rushing yards before age 25.

Players since the 1970 NFL-AFL merger with 10,000 passing yards before age 25 (through 2018):

| Player | Completion Pct. | Passing Yards | Passer Rating |
|-----------------------|-----------------|---------------|---------------|
| Drew Bledsoe | 55.1 | 14,642 | 72.0 |
| Jameis Winston | 61.6 | 14,628 | 87.8 |
| Josh Freeman | 58.8 | 12,963 | 79.8 |
| Peyton Manning | 60.4 | 12,287 | 85.4 |
| Matthew Stafford | 59.8 | 12,272 | 82.3 |
| Dan Marino | 61.1 | 11,975 | 96.6 |
| Cam Newton | 59.8 | 11,299 | 86.4 |
| Blake Bortles | 58.8 | 11,241 | 79.6 |
| Marcus Mariota | 62.2 | 10,506 | 87.5 |

MARIOTA'S FIRST POSTSEASON

In his first career postseason, **Marcus Mariota** completed 41 of 68 passes for 459 yards with four touchdowns and one interception in two games—both on the road. He led the team to a Wild Card victory at Kansas City on Jan. 6, 2018.

His 93.9 passer rating was the franchise's fourth-best in a single postseason (minimum 20 attempts), ranking behind only **George Blanda's** 117.8 in 1960, **Warren Moon's** 106.0 in 1991 and Moon's 103.0 in 1992.

In a single postseason with the franchise, Mariota also finished sixth in completions, sixth in yards and tied for second in touchdown passes.

Highest passer rating in a postseason, franchise history (minimum 20 attempts):

| Player | Postseason | Att | Cmp | Yds | TD | Int | Rating |
|--------------------------|-------------|-----------|-----------|------------|----------|----------|-------------|
| 1. George Blanda | 1960 | 31 | 16 | 301 | 3 | 0 | 117.8 |
| 2. Warren Moon | 1991 | 76 | 55 | 596 | 5 | 2 | 106.0 |
| 3. Warren Moon | 1992 | 50 | 36 | 371 | 4 | 2 | 103.0 |
| 4. Marcus Mariota | 2017 | 68 | 41 | 459 | 4 | 1 | 93.9 |
| 5. Warren Moon | 1989 | 48 | 29 | 315 | 2 | 0 | 93.7 |
| 6. Warren Moon | 1993 | 43 | 32 | 306 | 1 | 1 | 91.8 |
| 7. Steve McNair | 2002 | 80 | 48 | 532 | 3 | 2 | 81.9 |
| 8. Warren Moon | 1987 | 75 | 45 | 537 | 2 | 3 | 74.1 |
| 9. Dan Pastorini | 1978 | 70 | 44 | 602 | 4 | 6 | 73.6 |
| 10. Kerry Collins | 2008 | 42 | 26 | 281 | 0 | 1 | 71.6 |

TITANS TIDBITS: MARCUS MARIOTA

➤ In 2016, Mariota launched his Motiv8 Foundation, which serves the communities of Middle Tennessee, Eugene and Honolulu. The Motiv8 Foundation aims to create and support economic and educational programs and athletic activities to provide an alternative outlet for youth of troubled neighborhoods and backgrounds.

➤ The Motiv8 Foundation puts on two full-scale golf tournaments in Honolulu and Portland. It also has fed 5,000 homeless and workers in the homeless field on Oahu and Maui and additionally donated 1,000 pounds of dog food to two dog shelters on Oahu. The foundation will be hosting a job fair for homeless families and will be also donating a year supply of toiletries to more than 30 shelters across the state of Hawaii.

➤ Annually, Motiv8 sponsors the attendance of 1,200+ kids to a University of Hawaii game, 300+ kids to a Oregon Ducks game and more than a 100 kids to a Tennessee Titans game.

➤ Motiv8 also continues to be a major player in high school football in the state of Hawaii with is presenting sponsorship of the nationally-televised Polynesian Bowl.

➤ In 2018, the Motiv8 Foundation launched the Ardel Deppe Community Football Coach Award to recognize three Hawaii football coaches from any level of play who best exemplify Marcus' grandfather's spirit of going the extra mile and giving back to the community.

➤ He is the oldest son of Toa and Alana Mariota. His younger brother, Matthew, is a tight end at Oregon.

➤ Mariota credits much of his athletic success to playing soccer in his youth. By the time he was eight years old, he was wearing a soccer jersey with the number 8, and he has kept the jersey number ever since then.



SINGLE-GAME COMPLETION %, NFL HISTORY

On Nov. 26, 2018, **Marcus Mariota** completed 22 of 23 passes for 303 yards. His completion rate of 95.65 percent set a franchise record and was the second-highest single-game completion percentage in NFL history (minimum 20 attempts). Los Angeles Chargers quarterback **Philip Rivers** set the all-time NFL record the day before Mariota's performance at Houston, completing 96.55 percent of his passes (28 of 29) against the Arizona Cardinals on Nov. 25.

Prior to Week 12 of the 2018 campaign, the previous NFL record holder was **Kurt Warner**, who completed 92.31 percent of his passes for Arizona against Jacksonville on Sept. 20, 2009 (24 of 26).

Highest completion percentage in a game in NFL history (minimum 20 attempts to qualify; through 2018):

| Player | Team | Opp | Date | Att | Cmp | Pct |
|--------------------------|------------|---------------|-----------------|-----------|-----------|--------------|
| 1. Philip Rivers | LAC | Ari | 11/25/18 | 29 | 28 | 96.55 |
| 2. Marcus Mariota | Ten | at Hou | 11/26/18 | 23 | 22 | 95.65 |
| 3. Kurt Warner | Ari | Jax | 9/20/09 | 26 | 24 | 92.31 |
| 4. Vinny Testaverde | Cle | LAR | 12/26/93 | 23 | 21 | 91.30 |
| 5. Ken Anderson | Cin | Pit | 11/10/74 | 22 | 20 | 90.91 |

Mariota broke the franchise's single-game completion-percentage record held by former Oilers signal caller **Chris Chandler**, who completed 88.5 percent of his passes (23 of 26) at Cincinnati on Sept. 24, 1995.

Highest completion percentage in a game in franchise history (minimum 20 attempts to qualify):

| Player | Opp | Date | Att | Cmp | Pct |
|--------------------------|---------------|-----------------|-----------|-----------|--------------|
| 1. Marcus Mariota | at Hou | 11/26/18 | 23 | 22 | 95.65 |
| 2. Chris Chandler | at Cin | 9/24/95 | 26 | 23 | 88.46 |
| 3. Ken Stabler | Bal | 9/21/80 | 21 | 18 | 85.71 |
| 4. Steve McNair | Ind | 12/8/02 | 23 | 19 | 82.61 |
| 5. Warren Moon | Mia | 10/1/89 | 23 | 19 | 82.61 |
| 6. Ken Stabler | at Cle | 9/15/80 | 28 | 23 | 82.14 |
| 7. Marcus Mariota | Jax | 10/27/16 | 22 | 18 | 81.82 |
| 8. Chris Chandler | at Cle | 11/5/95 | 20 | 16 | 80.00 |

ROOKIE ACCURACY

In 2015, Titans quarterback **Marcus Mariota** posted one of the highest completion percentages in NFL history among rookie quarterbacks. His completion percentage of 62.2 was the fifth best all-time among rookies.

Mariota's completion percentage would shattered the franchise's rookie record. Until Mariota, **Vince Young's** completion percentage of 51.5 in 2006 was the best among rookie qualifiers in team annals.

Highest completion percentage among rookie quarterbacks in NFL history (through 2015; minimum 14 passes per team game, or 224 attempts per 16 games):

| Quarterback | Year | Team | Comp | Att | Pct |
|--------------------------|-------------|------------------|------------|------------|-------------|
| 1. Ben Roethlisberger | 2004 | Pittsburgh | 196 | 295 | 66.4 |
| 2. Robert Griffin III | 2012 | Washington | 258 | 393 | 65.7 |
| 3. Teddy Bridgewater | 2014 | Minnesota | 259 | 402 | 64.4 |
| 4. Russell Wilson | 2012 | Seattle | 252 | 393 | 64.1 |
| 5. Marcus Mariota | 2015 | Tennessee | 227 | 364 | 62.2 |
| 6. Matt Ryan | 2008 | Atlanta | 265 | 434 | 61.1 |
| 7. Carson Palmer | 2004 | Cincinnati | 263 | 432 | 60.9 |
| 8. Nick Foles | 2012 | Philadelphia | 161 | 265 | 60.8 |
| 9. Joe Flacco | 2008 | Baltimore | 257 | 428 | 60.1 |
| 10. Sam Bradford | 2010 | St. Louis | 354 | 590 | 60.0 |

FRANCHISE SINGLE-GAME PASSER RATINGS

Against the Packers on Nov. 13, 2016, **Marcus Mariota** completed 19 of 26 passes for 295 yards with four touchdowns and no interceptions. His passer rating for the game was 149.8.

Among all games in franchise history, Mariota's passer rating against the Packers ranks second (minimum 20 attempts). The only one that tops it is a perfect 158.3 by **Chris Chandler** against the Cincinnati Bengals on Sept. 24, 1995.

Mariota owns three of the franchise's four best single-game passer ratings and six of the team's 20 best performances. His 148.1 passer rating against the Jacksonville Jaguars on Oct. 27, 2016 is third on the list, while his 147.7 passer rating at the Houston Texans on Nov. 26, 2018 is fourth.

In his NFL debut at Tampa Bay on Sept. 13, 2015, Mariota had a perfect 158.3 passer rating. However, his 15 attempts fell short of the 20 attempts required to qualify in the NFL's official record books.

Top single-game passer ratings in franchise history (minimum 20 attempts):

| Player | Date | Opp | Att | Cmp | Yds | TD | Int | Rate |
|---------------------------|-----------------|------------|-----------|-----------|------------|----------|----------|--------------|
| 1. Chris Chandler | 09/24/95 | Cin | 26 | 23 | 352 | 4 | 0 | 158.3 |
| 2. Marcus Mariota | 11/13/16 | GB | 26 | 19 | 295 | 4 | 0 | 149.8 |
| 3. Marcus Mariota | 10/27/16 | Jax | 22 | 18 | 270 | 2 | 0 | 148.1 |
| 4. Marcus Mariota | 11/26/18 | Hou | 23 | 22 | 303 | 2 | 0 | 147.7 |
| 5. Steve McNair | 10/12/03 | Hou | 27 | 18 | 421 | 3 | 0 | 146.8 |
| 6. Warren Moon | 11/18/90 | Cle | 32 | 24 | 322 | 5 | 0 | 146.1 |
| 7. Warren Moon | 11/26/90 | Buf | 22 | 16 | 300 | 2 | 0 | 145.1 |
| 8. Chris Chandler | 11/26/95 | Den | 26 | 18 | 280 | 3 | 0 | 143.1 |
| 9. Warren Moon | 10/01/89 | Mia | 23 | 19 | 254 | 2 | 0 | 141.7 |
| 10. Ryan Tannehill | 12/08/19 | Oak | 27 | 21 | 391 | 3 | 1 | 140.4 |
| 11. Warren Moon | 11/15/87 | Pit | 22 | 16 | 239 | 2 | 0 | 138.3 |
| 12. Chris Chandler | 09/08/96 | Jac | 22 | 14 | 226 | 3 | 0 | 137.5 |
| 13. Steve McNair | 12/26/99 | Jac | 33 | 23 | 291 | 5 | 0 | 136.5 |
| 14. Marcus Mariota | 11/08/15 | NO | 39 | 28 | 371 | 4 | 0 | 135.7 |
| 15. Warren Moon | 11/14/93 | Cin | 31 | 23 | 225 | 4 | 0 | 133.7 |
| 16. Ryan Tannehill | 12/22/19 | NO | 27 | 17 | 272 | 3 | 0 | 133.6 |
| 17. Steve McNair | 10/18/98 | Cin | 21 | 16 | 277 | 1 | 0 | 133.5 |
| 18. Marcus Mariota | 09/08/19 | Cle | 24 | 14 | 248 | 3 | 0 | 133.3 |
| 19. George Blanda | 11/19/61 | NYT | 32 | 20 | 418 | 7 | 1 | 132.8 |
| 20. Marcus Mariota | 10/16/16 | Cle | 24 | 17 | 284 | 3 | 1 | 132.6 |



RUSH TO THE RECORD BOOKS

On Dec. 6, 2015 against Jacksonville, **Marcus Mariota** rushed for an 87-yard touchdown against Jacksonville and finished the game with 112 rushing yards on nine attempts.

The 87-yard run was the longest run in franchise history by a quarterback and at the time was the fifth-longest run overall for the team, behind three rushes by running back **Chris Johnson** (94, 91 and 89 yards) and one rush by running back **Sid Blanks** (91).

Steve McNair previously recorded the longest run in franchise history by a quarterback with a 71-yard attempt in 1998 (Nov. 8 at Tampa Bay).

Longest rushing attempts in franchise history:

| Player | Date | Opp | Rush |
|-------------------------------|----------------|---------------------|------------|
| 1. Derrick Henry | 12/6/18 | Jacksonville | 99t |
| 2. Chris Johnson | 12/17/12 | New York Jets | 94t |
| 3. Chris Johnson | 9/20/09 | Houston | 91t |
| Sid Blanks | 12/13/64 | New York Jets | 91t |
| 5. Chris Johnson | 11/1/09 | Jacksonville | 89t |
| 6. Marcus Mariota (QB) | 12/6/15 | Jacksonville | 87t |
| 7. Chris Johnson | 11/29/09 | Arizona | 85t |
| 8. Chris Johnson | 10/21/12 | at Buffalo | 83t |
| 9. Earl Campbell | 11/20/78 | Miami | 81t |
| 10. Chris Johnson | 11/4/12 | Chicago | 80t |
| LenDale White | 10/19/08 | at Kansas City | 80t |
| Larry Moriarty | 9/11/83 | at L.A. Raiders | 80 |

From 1960–2016, only two quarterbacks recorded a run longer than Mariota's 87-yarder. Oakland's **Terrelle Pryor** set the NFL quarterback record with 93-yard touchdown run for the Oakland Raiders in 2013 (Oct. 27 against Pittsburgh), and most recently San Francisco's **Colin Kaepernick** had a 90-yard touchdown run in 2014 at the San Diego Chargers (Dec. 20).

Longest rushing attempts since 1960 history among NFL quarterbacks (through 2017):

| Player | Date | Date/Opp | Rush |
|--------------------------|------------|------------------------|-----------|
| 1. Terrelle Pryor | Oak | 10/27/13 vs. Pit | 93 |
| 2. Colin Kaepernick | SF | 12/20/14 at SD | 90 |
| 3. Marcus Mariota | Ten | 11/6/15 vs. Jax | 87 |

Mariota's 112 rushing yards against the Jaguars set a new single-game record among Titans/Oilers quarterbacks, topping the record of 95 yards held by **Steve McNair** (Nov. 8, 1998 at Tampa Bay).

Most single-game rushing yards by a quarterback in franchise history:

| Player | Date | Opp | Rush Yds |
|--------------------------|----------------|---------------------|------------|
| 1. Marcus Mariota | 12/6/15 | Jacksonville | 112 |
| 2. Steve McNair | 11/8/98 | at Tampa Bay | 95 |
| 3. Steve McNair | 12/21/97 | Pittsburgh | 90 |
| 4. Vince Young | 12/10/06 | at Houston | 86 |
| 5. Steve McNair | 12/13/98 | at Jacksonville | 81 |



#17 • QB RYAN TANNEHILL

[CLICK FOR COMPLETE BIO](#)



Quarterback **Ryan Tannehill** (6-4, 207) completed his eighth NFL season and his first campaign with the Titans in 2019.

Tannehill took control as the team's starting quarterback in Week 7 and subsequently led the Titans to the playoffs and an appearance in the AFC championship game. In his 13 starts, including the regular season and playoffs, the Titans went 9-4.

Tannehill set single-season franchise records and led the NFL with a 117.5 passer rating and a passing average of 9.6 yards per attempt. His passer rating was the fourth-highest figure in NFL history among qualifiers. Additionally, he set a club record and placed third in the NFL with a 70.3 completion percentage.

Tannehill was named AFC Offensive Player of the Month for December 2019 and was named to his first career Pro Bowl.

Originally a first-round selection (eighth overall) by the Miami Dolphins in the 2012 NFL Draft, Tannehill was acquired by the Titans in a trade with the Dolphins on March 15, 2019. The Titans sent a 2019 seventh-round pick and a 2020 fourth-round selection to Miami in exchange for Tannehill and a 2019 sixth-rounder.

Over his seven seasons in Miami, he started 88 games, threw for 20,434 yards and 123 touchdowns, and rushed for 1,210 yards and six scores. When he left Miami, he ranked second in franchise history behind **Chad Pennington** in both career completion percentage (62.8) and career passer rating (87.0). He authored 13 game-winning drives for the Dolphins.

During the first four seasons of his career (2012-15), Tannehill's passing yardage total—15,460 yards—was the third highest mark in NFL history, behind only **Peyton Manning** and **Dan Marino**. Tannehill's two 4,000-yard passing seasons (2015 and 2014) were the only ones recorded by a Dolphins quarterback other than Marino (six times). The Dolphins reached the playoffs in 2016, breaking an eight-year postseason drought.

A native of Big Spring, Texas, Tannehill attended Texas A&M, where he earned honorable mention All-America honors as a senior. He played both quarterback and wide receiver, passing for 5,450 yards and 42 touchdowns and adding 112 receptions for 1,596 yards and 10 scores.

2019 Notes:

- **At Cleveland (9/8)**, made his Titans regular season debut in the fourth quarter but did not attempt a pass.
- **At Denver (10/13)**, entered the contest in the second half and completed 13 of 16 passes for 144 yards with one interception (78.1 passer rating). His first pass as a member of the Titans went to wide receiver Corey Davis for five yards in the third quarter. He completed a 25-yard pass to tight end Anthony Firkser in the fourth quarter.
- **Against the Los Angeles Chargers (10/20)**, earned a victory in his first start as a member of the Titans and was credited with his 14th career game-winning drive. He completed 23 of 29 passes for 312 yards, two touchdowns and one interception. His 79.3 completion percentage set a career high for games with a minimum of 20 attempts, and it also qualified (minimum 20 attempts) as the 10th-best in franchise history. His 120.1 passer rating ranked 10th in his eight-year career (minimum 20 attempts). He completed an eight-yard touchdown pass to wide receiver Corey Davis in the final minute of the first half. In the fourth quarter, he completed a go-ahead touchdown pass on third-and-goal with a five-yard scoring strike to wide receiver Tajae Sharpe. He recorded his 17th career 300-yard passing game and his first since passing for 319 yards against the Cleveland Browns as a member of the Miami Dolphins on Sept. 25, 2016.
- **Against Tampa Bay (10/27)**, completed 21 of 33 passes for 193 yards and three touchdowns with no interceptions. His 109.8 passer rating gave him consecutive passer ratings above 100.0 in his first two starts of the season. He authored his 24th career game with a passer rating of at least 100.0 with a record of 20-4 in such outings. He completed touchdown passes in the first quarter of five yards to tight end Jonnu Smith and six yards to wide receiver Tajae Sharpe. In the fourth quarter, he engineered a 90-yard drive and connected with wide receiver A.J. Brown for the game-winning, eight-yard touchdown pass. Tannehill notched a game-winning drive for the second consecutive week (15th career). He also recorded his seventh career game (7-0) with at least three touchdowns and no interceptions.
- **At Carolina (11/3)**, completed 27 of 39 passes for 331 yards and a touchdown (82.3 passer rating) and added four rushing attempts for 38



Tannehill's 2019 Game-by-Game Statistics:

| Date/Opp | W-L | G/S | Passing | | | | | | | | | | | | | Rushing | | | | |
|-------------------|-----|-----|---------|-----|------|-----|--------|----|------|-----|------|----|------|------|-------|---------|-----|------|----|----|
| | | | Att | Cmp | Pct | Yds | Yd/Att | TD | TD% | Int | Int% | Lg | Sack | Lost | Rate | Att | Yds | Avg | Lg | TD |
| 9/8 at Cle | W | | 0 | 0 | - | 0 | - | 0 | - | 0 | - | - | 0 | 0 | - | 2 | -2 | -1.0 | -1 | 0 |
| 9/15 vs. Ind | L | | | | | | | | | | | | | | | | | | | |
| 9/19 at Jax | L | | | | | | | | | | | | | | | | | | | |
| 9/29 at Atl | W | | | | | | | | | | | | | | | | | | | |
| 10/6 vs. Buf | L | | | | | | | | | | | | | | | | | | | |
| 10/13 at Den | L | | | | | | | | | | | | | | | | | | | |
| 10/20 vs. LAC | W | QB | 29 | 23 | 79.3 | 312 | 10.8 | 2 | 6.9 | 1 | 3.4 | 38 | 2 | 17 | 120.1 | 5 | 7 | 1.4 | 6 | 0 |
| 10/27 vs. TB | W | QB | 33 | 21 | 63.6 | 193 | 5.8 | 3 | 9.1 | 0 | 0.0 | 26 | 3 | 19 | 109.8 | 4 | -3 | -0.8 | 1 | 0 |
| 11/3 at Car | L | QB | 39 | 27 | 69.2 | 331 | 8.5 | 1 | 2.6 | 2 | 5.1 | 35 | 4 | 21 | 82.3 | 4 | 38 | 9.5 | 25 | 1 |
| 11/10 vs. KC | W | QB | 19 | 13 | 68.4 | 181 | 9.5 | 2 | 10.5 | 0 | 0.0 | 52 | 4 | 35 | 133.9 | 3 | 37 | 12.3 | 18 | 0 |
| 11/24 vs. Jax | W | QB | 18 | 14 | 77.8 | 259 | 14.4 | 2 | 11.1 | 0 | 0.0 | 65 | 1 | 7 | 155.8 | 7 | 40 | 5.7 | 21 | 2 |
| 12/1 at Ind | W | QB | 22 | 17 | 77.3 | 182 | 8.3 | 2 | 9.1 | 0 | 0.0 | 40 | 6 | 44 | 131.2 | 4 | 5 | 1.3 | 8 | 0 |
| 12/8 at Oak | W | QB | 27 | 21 | 77.8 | 391 | 14.5 | 3 | 11.1 | 1 | 3.7 | 91 | 0 | 0 | 140.4 | 4 | 19 | 4.8 | 10 | 0 |
| 12/15 vs. Hou | L | QB | 36 | 22 | 61.1 | 279 | 7.8 | 2 | 5.6 | 1 | 2.8 | 60 | 2 | 10 | 92.2 | 3 | 10 | 3.3 | 10 | 1 |
| 12/22 vs. NO | L | QB | 27 | 17 | 63.0 | 272 | 10.1 | 3 | 11.1 | 0 | 0.0 | 41 | 5 | 24 | 133.6 | 1 | 8 | 8.0 | 8 | 0 |
| 12/29 at Hou | W | QB | 20 | 13 | 65.0 | 198 | 9.9 | 2 | 10.0 | 0 | 0.0 | 51 | 0 | 0 | 130.8 | 5 | 20 | 4.0 | 19 | 0 |
| Postseason | | | | | | | | | | | | | | | | | | | | |
| 1/4 at NE | W | QB | 15 | 8 | 53.3 | 72 | 4.8 | 1 | 6.7 | 1 | 6.7 | 22 | 1 | 5 | 61.0 | 4 | 11 | 2.8 | 5 | 0 |
| 1/11 at Bal | W | QB | 14 | 7 | 50.0 | 88 | 6.3 | 2 | 14.3 | 0 | 0.0 | 45 | 1 | 8 | 109.5 | 6 | 13 | 2.2 | 9 | 1 |
| 1/19 at KC | L | QB | 31 | 21 | 67.7 | 209 | 6.7 | 2 | 6.5 | 0 | 0.0 | 37 | 3 | 27 | 108.1 | 3 | 11 | 3.67 | 6 | 0 |

Tannehill's Career Regular Season Statistics (2012-18 with Miami):

| Year | G | S | Passing | | | | | | | | | | | | | Rushing | | | | |
|---------------|------------|-----------|--------------|--------------|-------------|---------------|------------|------------|------------|-----------|------------|-----------|------------|--------------|-------------|------------|--------------|------------|-----------|-----------|
| | | | Att | Cmp | Pct | Yds | Yd/Att | TD | TD% | Int | Int% | Lg | Sack | Lost | Rate | Att | Yds | Avg | Lg | TD |
| 2012 | 16 | 16 | 484 | 282 | 58.3 | 3,294 | 6.8 | 12 | 2.5 | 13 | 2.7 | 80 | 35 | 234 | 76.1 | 49 | 211 | 4.3 | 31 | 2 |
| 2013 | 16 | 16 | 588 | 355 | 60.4 | 3,913 | 6.7 | 24 | 4.1 | 17 | 2.9 | 67 | 58 | 399 | 81.7 | 40 | 238 | 6.0 | 48 | 1 |
| 2014 | 16 | 16 | 590 | 392 | 66.4 | 4,045 | 6.9 | 27 | 4.6 | 12 | 2.0 | 50 | 46 | 337 | 92.8 | 56 | 311 | 5.6 | 40 | 1 |
| 2015 | 16 | 16 | 586 | 363 | 61.9 | 4,208 | 7.2 | 24 | 4.1 | 12 | 2.0 | 54 | 45 | 420 | 88.7 | 32 | 141 | 4.4 | 28 | 1 |
| 2016 | 13 | 13 | 389 | 261 | 67.1 | 2,995 | 7.7 | 19 | 4.9 | 12 | 3.1 | 74 | 29 | 216 | 93.5 | 39 | 164 | 4.2 | 18 | 1 |
| 2017 | 0 | 0 | | | | | | | | | | | | | | | | | | |
| 2018 | 11 | 11 | 274 | 176 | 64.2 | 1,979 | 7.2 | 17 | 6.2 | 9 | 3.3 | 75 | 35 | 279 | 92.7 | 32 | 145 | 4.5 | 20 | 0 |
| 2019 | 12 | 10 | 286 | 201 | 70.3 | 2,742 | 9.6 | 22 | 7.7 | 6 | 2.1 | 91 | 31 | 212 | 117.5 | 43 | 185 | 4.3 | 25 | 4 |
| Totals | 100 | 98 | 3,197 | 2,030 | 63.5 | 23,176 | 7.2 | 145 | 4.5 | 81 | 2.5 | 91 | 279 | 2,097 | 89.8 | 291 | 1,395 | 4.8 | 48 | 10 |

Tannehill's 2019/Career Postseason Statistics:

| Year | G | S | Passing | | | | | | | | | | | | | Rushing | | | | |
|-------------|---|---|---------|-----|------|-----|--------|----|-----|-----|------|----|------|------|------|---------|-----|-----|----|----|
| | | | Att | Cmp | Pct | Yds | Yd/Att | TD | TD% | Int | Int% | Lg | Sack | Lost | Rate | Att | Yds | Avg | Lg | TD |
| 2019/Career | 3 | 3 | 60 | 36 | 60.0 | 369 | 6.2 | 5 | 8.3 | 1 | 1.7 | 45 | 5 | 40 | 98.5 | 13 | 35 | 2.7 | 9 | 1 |

Tannehill's Regular Season Single-Game Highs:

Attempts - 58 at N.Y. Jets (11/29/15)
Completions - 35 vs. Minnesota (12/21/14)
Passing Yards - 431 at Arizona (9/30/12)
Touchdown Passes - 4 (Twice, last vs. Houston, 10/25/15)
Long Completion - 91t at Oakland (12/8/19)
Completion Percentage - 79.3 vs. L.A. Chargers (10/20/19)
Passer Rating - 155.3 vs. Oakland (9/23/18)
Rushing Attempts - 8 (Twice, last at N.Y. Jets 9/16/18)
Rushing Yards - 56 at Pittsburgh (12/8/13)
Long Rush - 48 at Pittsburgh (12/8/13)
Rushing Touchdowns - 2 vs. Jacksonville (11/24/19)

Tannehill's Playoff Single-Game Highs:

Attempts - 31 at Kansas City (1/19/20)
Completions - 21 at Kansas City (1/19/20)
Passing Yards - 209 at Kansas City (1/19/20)
Touchdown Passes - 2 (Twice, last at Kansas City, 1/19/20)
Long Completion - 45t at Baltimore (1/11/20)
Completion Percentage - 67.7 at Kansas City (1/19/20)
Passer Rating - 108.1 at Kansas City (1/19/20)
Rushing Attempts - 6 at Baltimore (1/11/20)
Rushing Yards - 13 at Baltimore (1/11/20)
Long Rush - 9 at Baltimore (1/11/20)
Rushing Touchdowns - 1 at Baltimore (1/11/20)

yards, including a 10-yard touchdown. He completed a 23-yard touchdown pass on a screen play to running back Derrick Henry in the fourth quarter. He notched his 18th career 300-yard passing game and his second 300-yard game in a three-week span. His 331 passing yards were his most in a game since Sept. 11, 2016 (387 vs. Seattle) as a member of the Miami Dolphins. He picked up 25 yards on a run in the third quarter, leading to a Titans touchdown. It was his longest rushing attempt since Dec. 27, 2015 (28 vs. Indianapolis). He recorded his third career game with at least one rushing touchdown and at least one passing touchdown, as well as his first career game with at least 300 passing yards and a rushing touchdown.

➤ **Against Kansas City (11/10)**, completed 13 of 19 passes for 181 yards and two touchdowns with no interceptions. His 133.9 passer rating gave him his third passer rating over 100 in four games since taking over the starting quarterback role. He added three rushing attempts for 37 yards, including an 18-yard scramble during the game-winning touchdown drive late in the fourth quarter. He found tight end Anthony Firkser for a nine-yard touchdown in the second quarter, and with 23 seconds remaining in the fourth quarter, he completed a game-winning, 23-yard touchdown pass to

wide receiver Adam Humphries. His third game-winning drive in four starts with the Titans gave him 16 career game-winning drive. It was his second career game in which he completed a game-winning touchdown pass when his team trailed by more than three points in the final minute of the fourth quarter (Dec. 9, 2018 vs. New England). He added a run for a two-point conversion following his game-winning touchdown pass. It was the first run for a two-point conversion in his career. In the second quarter, he connected with wide receiver Kalif Raymond for a then-season-long 52-yard pass.

➤ **Against Jacksonville (11/24)**, recorded his fourth win in five games as a starter for the Titans, completing 14 of 18 passes for 259 yards and two touchdowns with a passer rating of 155.8. He completed a one-yard touchdown pass to offensive lineman Dennis Kelly in the third quarter and a 65-yard touchdown to wide receiver A.J. Brown in the third quarter. He completed five total passes of 20-plus yards. In addition to his 65-yard touchdown pass, he converted a third down with a 24-yard pass on a screen play to Dion Lewis in the first quarter, found tight end MyCole Pruitt for a 20-yard pass in the first quarter, added a 24-yard pass to wide receiver Corey Davis in the second quarter, and connected again with Brown for a

36-yard play in the third quarter. He registered his second game of 2019 and his fourth career game with at least one touchdown pass and at least one touchdown run. It was his first career game with multiple touchdown passes and multiple touchdown runs. Tannehill rushed for 40 yards on seven attempts and set a career high with two rushing touchdowns. He notched his third consecutive game with a rushing attempt of at least 18 yards. He rushed for 20 yards on the Titans' first offensive play of the game, rushed for a 21-yard touchdown in the second quarter, and added a three-yard touchdown run in the fourth quarter. He set a career season high with three rushing touchdowns in 2019, surpassing his previous high of two touchdown runs in 2012.

➤ **At Indianapolis (12/1)**, notched his fifth win in six games as a starter for the Titans, completing 17 of 22 passes for 182 yards and two touchdowns for a passer rating of 131.2. His passer rating was the second-highest single-game rating of his career with a minimum of 20 attempts. His two touchdown passes included a 13-yard pass to wide receiver Adam Humphries in the first quarter and a 40-yarder to wide receiver Kalif Raymond in the fourth quarter. He logged his 21st career game in which he completed at least two touchdown passes without throwing an interception. His completion rate of 77.3 percent was the fourth-best mark of his career (minimum 20 attempts).

➤ **At Oakland (12/8)**, completed 21 of 27 passes for 391 yards and three touchdowns with one interception. His passer rating of 140.4 was the second-best single-game mark of his career (minimum 20 attempts). He added 19 yards on four rushing attempts. With a 77.8 percent completion percentage and a 140.4 passer rating, he joined Aaron Rodgers (three games in 2011) as the only players in NFL history to complete at least 75 percent of their passes with a passer rating of 130 or higher (min. 10 attempts) in three consecutive games in a single season. He joined Russell Wilson (five games in 2015) as the only players with four consecutive games with at least two passing touchdowns and a passer rating of 125 or higher in NFL history. His three touchdown passes included strikes to wide receiver A.J. Brown of 91 yards and 16 yards in the second quarter and a 17-yarder to tight end Jonnu Smith in the fourth quarter. His 91-yard touchdown pass was the longest pass of his career. The longest previous pass of his career was an 80-yard touchdown at Arizona on Sept. 30, 2012 as a member of the Miami Dolphins. His 91-yard touchdown pass was the fourth-longest touchdown pass in franchise history and the longest since 1965. The only longer touchdown passes in team annals were a 98-yard strike from Jack Lee to Willard Deweall against the San Diego Chargers on Nov. 25, 1962; a 95-yard touchdown pass from George Blanda to Dick Compton against the Buffalo Bills on Dec. 5, 1965; and a 92-yarder from Lee to Bill Groman on Nov. 20, 1960. His 391 passing yards amounted to the third-highest total of his career, ranked sixth for the team in the "Titans era" (since 1999) and were the most by a Titans player since Ryan Fitzpatrick's 402-yard passing day against the Arizona Cardinals on Dec. 15, 2013. He recorded his 19th career 300-yard passing game and his third 300-yard game of 2019. It was his fourth consecutive game with at least two touchdown passes. With 263 passing yards in the first half, he recorded the highest total by a Titans passer in the first half since Billy Volek's 282 yards at Oakland on Dec. 19, 2004. He was named AFC Offensive Player of the Week and the FedEx Air NFL Player of the Week for his performance.

➤ **Against Houston (12/15)**, completed 22 of 36 passes for 279 yards with two touchdowns and one interception. His 92.2 passer rating was his seventh passer rating above 90.0 in eight starts in 2019. His two touchdown passes were both in the fourth quarter and included a five-yard pass to A.J. Brown and an 11-yard pass to running back Dion Lewis. He scored on a one-yard rushing attempt in the third quarter on a fourth-and-goal play. It marked his career-high fourth rushing touchdown of 2019. He completed a 60-yard pass to wide receiver A.J. Brown in the first quarter for his third completion of at least 60 yards in 2019. It was Tannehill's fifth career game and his third game of 2019 in which he completed at least one touchdown pass and rushed for at least one touchdown. His streak of five consecutive games with at least two touchdown passes tied a career high (five in 2015).

➤ **Against New Orleans (12/22)**, completed 17 of 27 passes for 272 yards with three touchdowns and no interceptions. His 133.6 passer rating ranked third in his career in a contest in which he qualified with a minimum of 20 attempts. He produced his 17th career game with three or more touchdown passes, completing a 41-yard touchdown pass to Jonnu Smith in the first quarter and adding a pair of touchdown passes to Tajaé Sharpe, first on a 36-yard play in the third quarter and then a seven-yard play in the fourth stanza. He registered his eighth career game (second of 2019) throwing at least three touchdown passes without being intercepted. It was his sixth consecutive game with at least two touchdown passes, the best streak of his career. He reached 20 touchdown passes on the season for the fourth time in his career and his first time since 2015.

➤ **At Houston (12/29)**, completed 13 of 20 passes for 198 yards and two

touchdowns for a passer rating of 130.8. It was his sixth performance in a seven-game span with a passer rating of 130 or better. He completed a 51-yard touchdown pass to wide receiver A.J. Brown in the first quarter and added a one-yard touchdown pass to tight end MyCole Pruitt in the second quarter. He registered his seventh consecutive game with at least two touchdown passes, which extended the best streak of his career (five in 2015) and paired him with Marcus Mariota (eight consecutive games in 2016) as the only quarterbacks in franchise history with at least seven consecutive games with two or more touchdown passes. Tannehill registered his 10th consecutive game with at least one touchdown pass, the longest streak by a Titans quarterback since Steve McNair (10) from 2003 to 2004. On the offense's first snap against the Texans, he rushed for a 19-yard gain. It was his 100th career NFL game.

➤ **Named AFC Offensive Player of the Month**, capping a December in which he completed 90 of 132 passes for 1,322 yards with 12 touchdowns and two interceptions. His passer rating for the calendar month was 124.6, which led the AFC and ranked second in the NFL to Drew Brees (137.0). His passer rating, passing yards and passing touchdowns were the best by a player in franchise history during the month of December.

➤ **At New England (1/4)**, completed eight passes for 72 yards and one touchdown on 15 attempts with one interception in a wild card victory. He added four rushing attempts for 11 yards, including a pair of rushing first downs. He registered a win in his first career playoff game. He tossed a 12-yard touchdown pass to tight end Anthony Firkser in the first quarter and found Firkser again for a key 11-yard completion to convert a third-and-eight late in the fourth quarter.

➤ **At Baltimore (1/11)**, completed seven of 14 passes for 88 yards and two touchdowns with no interceptions (109.5 passer rating). He also scored his first career postseason rushing touchdown on a one-yard run in the third quarter. He completed a 12-yard touchdown pass to tight end Jonnu Smith in the first quarter and a 45-yard touchdown pass to wide receiver Kalif Raymond in the second quarter. He became the second player in franchise history with at least two passing touchdowns and at least one rushing touchdown in a playoff game, joining Steve McNair, who accomplished the feat (two passing, one rushing) against the Pittsburgh Steelers on Jan. 11, 2003. Tannehill recorded his 12th consecutive game (regular season and playoffs) with at least one touchdown pass—every game since taking over as the starting quarterback in Week 7 of the regular season.

➤ **At Kansas City (1/19)**, completed 21 of 31 passes for 209 yards with two touchdowns. His passer rating of 108.1 ranked fourth in franchise postseason history (minimum 20 attempts). His two touchdown passes included a one-yard toss to offensive lineman Dennis Kelly in the second quarter and a 22-yarder to tight end Anthony Firkser in the fourth quarter. It was his 13th consecutive game (regular season and playoffs) with at least one touchdown pass since taking over as the starting quarterback in Week 7. His performance also included a 37-yard pass to wide receiver A.J. Brown in the first quarter. He tied Warren Moon's franchise record (1991) with five touchdown passes during the postseason.

BAUGH, MONTANA & TANNEHILL

During the 2019 season, Titans quarterback **Ryan Tannehill** accomplished a statistical feat only reached previously by a pair of Pro Football Hall of Fame quarterbacks.

Tannehill's season statistics included a 70.3 completion percentage and an average of 9.6 yards per passing attempt.

In the history of the NFL, only two previous qualifying passers have enjoyed a season in which they completed at least 70.0 percent of their passes and averaged at least 9.0 yards per attempt: **Sammy Baugh** and **Joe Montana**.

Montana led the San Francisco 49ers to a Super Bowl XXIV title and won the NFL MVP award following a 1989 season in which he completed 70.2 percent of his passes (271 of 386) and averaged 9.1 yards per attempt (3,521 yards).

Baugh directed the Washington Redskins to the NFL Championship game in 1945, while completing 70.3 percent of his passes (128 of 182) and averaging 9.2 yards per attempt (1,669 yards).

Players in NFL history with a completion rate of at least 70.0 percent and a passing average of at least 9.0 yards per attempt (qualifiers only):

| Player | Team | Year | Comp % | Yards/Att |
|----------------|---------------|------|--------|-----------|
| Ryan Tannehill | Tennessee | 2019 | 70.3 | 9.6 |
| Joe Montana | San Francisco | 1989 | 70.2 | 9.1 |
| Sammy Baugh | Washington | 1945 | 70.3 | 9.2 |

2019 NFL PASSING LEADERS

Ryan Tannehill led the NFL in 2019 with a 117.5 passer rating and a 9.6-yard passing average. He also placed third in completion percentage (70.3) and second in touchdown percentage (7.7).

Tannehill became the organization's only quarterback other than **Steve McNair** in 2003 to lead the NFL in passer rating. New Orleans' **Drew Brees** finished in second place behind Tannehill with a 116.3 passer rating.

Highest passer rating in 2019 (qualifiers only):

| Player | Team | Passer Rating |
|--------------------------|-------------------------|---------------|
| 1. Ryan Tannehill | Tennessee Titans | 117.5 |
| 2. Drew Brees | New Orleans Saints | 116.3 |
| 3. Lamar Jackson | Baltimore Ravens | 113.3 |
| 4. Kirk Cousins | Minnesota Vikings | 107.4 |
| 5. Russell Wilson | Seattle Seahawks | 106.3 |
| 6. Matthew Stafford | Detroit Lions | 106.0 |
| 7. Patrick Mahomes | Kansas City Chiefs | 105.3 |
| 8. Jimmy Garoppolo | San Francisco 49ers | 102.0 |
| 9. Derek Carr | Oakland Raiders | 100.8 |
| 10. Dak Prescott | Dallas Cowboys | 99.7 |

Highest completion percentage in 2019 (qualifiers only):

| Player | Team | Comp. Pct. |
|--------------------------|-------------------------|-------------|
| 1. Drew Brees | New Orleans Saints | 74.3 |
| 2. Derek Carr | Oakland Raiders | 70.4 |
| 3. Ryan Tannehill | Tennessee Titans | 70.3 |
| 4. Kirk Cousins | Minnesota Vikings | 69.1 |
| Jimmy Garoppolo | San Francisco 49ers | 69.1 |
| 6. Deshaun Watson | Houston Texans | 67.3 |
| 7. Matt Ryan | Atlanta Falcons | 66.2 |
| 8. Russell Wilson | Seattle Seahawks | 66.1 |
| Lamar Jackson | Baltimore Ravens | 66.1 |
| 10. Philip Rivers | Los Angeles Chargers | 66.0 |

Highest passing average in 2019 (yards per attempt; qualifiers only):

| Player | Team | Yards/Att. |
|--------------------------|-------------------------|------------|
| 1. Ryan Tannehill | Tennessee Titans | 9.6 |
| 2. Matthew Stafford | Detroit Lions | 8.6 |
| 3. Jimmy Garoppolo | San Francisco 49ers | 8.4 |
| 4. Patrick Mahomes | Kansas City Chiefs | 8.3 |
| 5. Dak Prescott | Dallas Cowboys | 8.2 |
| Jameis Winston | Tampa Bay Buccaneers | 8.2 |
| 7. Kirk Cousins | Minnesota Vikings | 8.1 |
| 8. Russell Wilson | Seattle Seahawks | 8.0 |
| 9. Derek Carr | Oakland Raiders | 7.9 |
| Drew Brees | New Orleans Saints | 7.9 |

Highest touchdown percentage in 2019 (qualifiers only):

| Player | Team | TD Pct. |
|--------------------------|-------------------------|------------|
| 1. Lamar Jackson | Baltimore Ravens | 9.0 |
| 2. Ryan Tannehill | Tennessee Titans | 7.7 |
| 3. Drew Brees | New Orleans Saints | 7.1 |
| 4. Matthew Stafford | Detroit Lions | 6.5 |
| 5. Russell Wilson | Seattle Seahawks | 6.0 |
| 6. Kirk Cousins | Minnesota Vikings | 5.9 |
| 7. Jimmy Garoppolo | San Francisco 49ers | 5.7 |
| 8. Patrick Mahomes | Kansas City Chiefs | 5.4 |
| 9. Jameis Winston | Tampa Bay Buccaneers | 5.3 |
| Deshaun Watson | Houston Texans | 5.3 |

SINGLE-SEASON FRANCHISE RECORDS

Ryan Tannehill's 2019 regular season totals included 2,742 yards, 22 touchdowns and six interceptions on 201-of-286 passing. His passer rating of 117.5 ranked first in the NFL.

Tannehill set three of the franchise's major single-season passing records. He established new benchmarks for passer rating, completion percentage (70.3) and passing average (9.6).

Steve McNair established the franchise's single-season record with a passer rating of 100.4 in 2003, his MVP season. **Marcus Mariota** set the completion percentage mark for the club in 2018, completing 68.9 percent of his passes. For passing average (yards per attempt), **George Blanda** held the team record since 1961, the franchise's second season, when he averaged 9.2 yards per pass.

Single-season passer rating leaders, franchise history:

| Player | Season | Rating |
|--------------------------|-------------|--------------|
| 1. Ryan Tannehill | 2019 | 117.5 |
| 2. Steve McNair | 2003 | 100.4 |
| 3. Warren Moon | 1990 | 96.8 |
| 4. Marcus Mariota | 2016 | 95.6 |
| 5. Marcus Mariota | 2018 | 92.3 |

Single-season completion percentage leaders, franchise history:

| Player | Season | Comp Pct |
|--------------------------|-------------|-------------|
| 1. Ryan Tannehill | 2019 | 70.3 |
| 2. Marcus Mariota | 2018 | 68.9 |
| 3. Cody Carlson | 1992 | 65.6 |
| 4. Warren Moon | 1992 | 64.7 |
| 5. Ken Stabler | 1980 | 64.1 |

Single-season passing average leaders (yards per attempt), franchise history:

| Player | Season | Yards/Att |
|--------------------------|-------------|------------|
| 1. Ryan Tannehill | 2019 | 9.6 |
| 2. George Blanda | 1961 | 9.2 |
| 3. Steve McNair | 2003 | 8.0 |
| Warren Moon | 1990 | 8.0 |
| 5. Warren Moon | 1988 | 7.9 |

SEASON GAMES WITH A 130+ RATING

Ryan Tannehill registered a total of six single-game passer ratings of 130 or greater in only 10 starts during the 2019 regular season. He tied Seattle's **Russell Wilson** with the most such performances in 2019 and also tied for the most by any NFL starting quarterback in any season since 1960. Green Bay's **Aaron Rodgers** (2011) and Dallas' **Tony Romo** (2014) are the only other quarterbacks to accomplish the feat.

In franchise history, former Oilers quarterback **Chris Chandler** previously had the most season games with a 130-plus passer rating, with four in 1995.

Most starts by a quarterback with a passer rating of 130.0 or greater, 1960–2019:

| Player | Season | Team | Games |
|--------------------------|-------------|-------------------------|----------|
| 1. Ryan Tannehill | 2019 | Tennessee Titans | 6 |
| Russell Wilson | 2019 | Seattle Seahawks | 6 |
| Tony Romo | 2014 | Dallas Cowboys | 6 |
| Aaron Rodgers | 2011 | Green Bay Packers | 6 |
| 5. Lamar Jackson | 2019 | Baltimore Ravens | 5 |
| Kirk Cousins | 2019 | Minnesota Vikings | 5 |
| Matt Ryan | 2016 | Atlanta Falcons | 5 |
| Aaron Rodgers | 2014 | Green Bay Packers | 5 |
| Peyton Manning | 2013 | Denver Broncos | 5 |
| Steve Young | 1993 | San Francisco 49ers | 5 |
| Joe Montana | 1989 | San Francisco 49ers | 5 |

CONSECUTIVE GAMES WITH A 130 RATING

During the 2019 campaign, **Ryan Tannehill** produced a streak of four consecutive games with a passer rating greater than 130. The run included a 133.9 passer rating against the Kansas City Chiefs (Nov. 10), a 155.8 against the Jacksonville Jaguars (Nov. 24), a 131.2 at the Indianapolis Colts (Dec. 1) and a 140.4 at the Oakland Raiders (Dec. 8).

In franchise history, no quarterback prior to Tannehill had ever produced four consecutive starts with a passer rating of 100 or better (minimum 10 attempts per game). **Marcus Mariota** (2016) was the most recent of six Titans/Oilers signal callers to do so for three games before Tannehill.

Most consecutive games in a single season with a 100 passer rating, franchise history (minimum 10 attempts each game):

| Player | Dates | Games |
|--------------------------|-----------------------------|----------|
| 1. Ryan Tannehill | Nov. 10–Dec. 8, 2019 | 4 |
| 2. Marcus Mariota | Nov. 13–Nov. 27, 2016 | 3 |
| Ryan Fitzpatrick | Nov. 10–Nov. 24, 2013 | 3 |
| Steve McNair | Dec. 2–Dec. 16, 2001 | 3 |
| Warren Moon | Oct. 22–Nov. 5, 1989 | 3 |
| Dan Pastorini | Nov. 11–Nov. 22, 1979 | 3 |
| George Blanda | Dec. 3–Dec. 17, 1961 | 3 |

Tannehill joined **Russell Wilson** (2015) and **John Hadl** (1973) as the only players in NFL history to register four consecutive games with a minimum of 10 pass attempts and a passer rating of at least 130.

Most consecutive games in a single season with a 130 passer rating, NFL history (minimum 10 attempts each game):

| Player | Team | Dates | Games |
|--------------------------|------------------|-----------------------------|----------|
| 1. Ryan Tannehill | Tennessee | Nov. 10–Dec. 8, 2019 | 4 |
| Russell Wilson | Seattle | Nov. 22–Dec. 13, 2015 | 4 |
| John Hadl | L.A. Rams | Sept. 16–Oct. 7, 1973 | 4 |
| 4. (several tied) | | | 3 |

SINGLE-SEASON NFL LEADERS

Ryan Tannehill established the fourth-highest single-season passer rating in NFL history in 2019. His 117.5 passer rating is surpassed in league annals by only **Aaron Rodgers'** 122.5 passer rating in 2011, **Peyton Manning's** 121.1 in 2004 and **Nick Foles'** 119.2 in 2013.

Meanwhile, his 9.6-yard passing average tied for eighth in NFL annals.

NFL all-time single-season passer rating leaders:

| Player | Team | Season | Rating |
|----------------------------|-------------------------|-------------|--------------|
| 1. Aaron Rodgers | Green Bay Packers | 2011 | 122.5 |
| 2. Peyton Manning | Indianapolis Colts | 2004 | 121.1 |
| 3. Nick Foles | Philadelphia Eagles | 2013 | 119.2 |
| 4. Ryan Tannehill | Tennessee Titans | 2019 | 117.5 |
| 5. Tom Brady | New England Patriots | 2007 | 117.2 |
| 6. Matt Ryan | Atlanta Falcons | 2016 | 117.1 |
| 7. Drew Brees | New Orleans Saints | 2019 | 116.3 |
| 8. Drew Brees | New Orleans Saints | 2018 | 115.7 |
| 9. Peyton Manning | Denver Broncos | 2013 | 115.1 |
| 10. Patrick Mahomes | Kansas City Chiefs | 2018 | 113.8 |

NFL all-time single-season passing average leaders:

| Player | Team | Season | Yds/Att |
|-----------------------------|-------------------------|-------------|------------|
| 1. Sid Luckman | Chicago Bears | 1943 | 10.9 |
| 2. Otto Graham | Cleveland Browns | 1953 | 10.6 |
| 3. Otto Graham | Cleveland Browns | 1947 | 10.2 |
| 4. Norm Van Brocklin | Los Angeles Rams | 1954 | 10.1 |
| 5. Ed Brown | Chicago Bears | 1956 | 9.9 |
| Kurt Warner | St. Louis Rams | 2000 | 9.9 |
| 7. Otto Graham | Cleveland Browns | 1949 | 9.8 |
| 8. Chris Chandler | Atlanta Falcons | 1998 | 9.6 |
| Ryan Fitzpatrick | Tampa Bay Buccaneers | 2018 | 9.6 |
| Ryan Tannehill | Tennessee Titans | 2019 | 9.6 |

RYAN TANNEHILL'S STARTING RECORD WHEN ...

| | Regular Season | | Playoffs |
|--------------------------------------|----------------|--------|-------------|
| Record When Tannehill | 2019 | Career | 2019/Career |
| Starts at quarterback | 7-3 | 49-49 | 2-1 |
| Starts vs. division opponents | 3-1 | 16-20 | 0-0 |
| Passes for 300 or more yards | 2-1 | 8-11 | 0-0 |
| Completes 1 or more TD passes | 7-3 | 44-34 | 2-1 |
| Completes 2 or more TD passes | 7-2 | 34-14 | 1-1 |
| Completes 3 or more TD passes | 2-1 | 13-4 | 0-0 |
| Starts and passes for no INTs | 5-1 | 30-16 | 1-1 |
| Completes 70.0% of his passes | 4-0 | 23-5 | 0-0 |
| Has a passer rating of 80.0+ | 7-3 | 44-23 | 1-1 |
| Has a passer rating of 90.0+ | 7-2 | 39-10 | 1-1 |
| Has a passer rating of 100.0+ | 7-1 | 25-5 | 1-1 |
| Sacked 0 times | 2-0 | 5-3 | 0-0 |
| Rushes for 1 or more TDs | 1-2 | 3-6 | 1-0 |
| Rushes for 2 or more TDs | 1-0 | 1-0 | 0-0 |
| Rushes and Passes for 1 TD | 1-2 | 2-3 | 1-0 |



LEADING VETERAN QBS ON NEW TEAMS

In 2019, **Ryan Tannehill** set a new standard for veteran quarterbacks in their first year with a new team. Tannehill, who was acquired in a trade after seven years with the Miami Dolphins, had a passer rating of 117.5. No quarterback has ever finished with a passer rating that high in his first season with a new team after playing at least one year with another team.

Brett Favre held the distinction until 2019. In 2009, Favre's 107.2 passer rating with the Minnesota Vikings became the best figure in league annals by a veteran in his first campaign with a new club.

Highest passer rating in a veteran's first season with a new team:

| Player | Season | New Team | Former Team | Rating |
|----------------------------|-------------|------------------|--------------|--------------|
| 1. Ryan Tannehill | 2019 | Tennessee | Miami | 117.5 |
| 2. Brett Favre | 2009 | Minnesota | N.Y. Jets | 107.2 |
| 3. Peyton Manning | 2012 | Denver | Indianapolis | 105.8 |
| 4. Vinny Testaverde | 1998 | N.Y. Jets | Baltimore | 101.6 |
| 5. Kirk Cousins | 2018 | Minnesota | Washington | 99.7 |
| 6. Tyrod Taylor | 2015 | Buffalo | Baltimore | 99.4 |
| 7. Sam Bradford | 2016 | Minnesota | Philadelphia | 99.3 |
| 8. Len Dawson | 1962 | Dallas Texans | Cleveland | 98.3 |
| Case Keenum | 2017 | Minnesota | L.A. Rams | 98.3 |
| 10. Brian Griese | 2004 | Tampa Bay | Miami | 97.5 |



2 TD PASSES W/ LESS THAN 2 INTS

To end the 2019 regular season, **Ryan Tannehill** completed multiple touchdown passes for seven consecutive games, one game shy of **Marcus Mariota's** 2016 franchise record of eight consecutive games with multiple touchdown passes.

However, Tannehill did establish a franchise benchmark in his final seven contests for most consecutive games with multiple touchdown passes and fewer than two interceptions. Over those seven games, he had two total interceptions—one each on Dec. 8 (at Oakland) and Dec. 15 (vs. Houston)—to go along with 19 touchdown passes and a 129.8 passer rating.

During Mariota's 2016 season, he registered the previous franchise-best streak of four straight games with at least two touchdown passes and fewer than two interceptions.

Most consecutive games in franchise history with multiple touchdown passes and fewer than two interceptions:

| Player | Season | Consec. Games |
|--------------------------|-------------|---------------|
| 1. Ryan Tannehill | 2019 | 7 |
| 2. Marcus Mariota | 2016 | 4 |
| Warren Moon | 1990 | 4 |
| 4. Marcus Mariota | 2016 | 3 |
| Steve McNair | 2001 | 3 |
| Don Trull | 1968 | 3 |
| George Blanda | 1963 | 3 |

Tannehill's streak was the best in the NFL in 2019. **Drew Brees**, **Kirk Cousins** and **Jacoby Brissett** had runs of four consecutive games with multiple touchdown passes and fewer than two interceptions, tying for second.

Most consecutive games in 2019 with multiple touchdown passes and fewer than two interceptions:

| Player | Team | Consec. Games |
|--------------------------|-------------------------|---------------|
| 1. Ryan Tannehill | Tennessee Titans | 7 |
| 2. Drew Brees | New Orleans Saints | 4 |
| Kirk Cousins | Minnesota Vikings | 4 |
| Jacoby Brissett | Indianapolis Colts | 4 |
| 5. (several tied) | | 3 |

MOST TD PASSES IN A POSTSEASON

During the 2019 playoffs, **Ryan Tannehill** completed at least one touchdown pass in all three of the team's games and totaled five touchdown passes.

Tannehill tied **Warren Moon's** 1991 franchise record for the most touchdown passes in a single postseason.

Most touchdown passes in a single postseason, franchise history:

| Player | Season | TD Passes |
|--------------------------|-------------|-----------|
| 1. Ryan Tannehill | 2019 | 5 |
| Warren Moon | 1991 | 5 |
| 3. Marcus Mariota | 2017 | 4 |
| Warren Moon | 1992 | 4 |
| Dan Pastorini | 1978 | 4 |
| 6. Steve McNair | 2002 | 3 |
| George Blanda | 1960 | 3 |



PASSING YARDS, FIRST FIVE NFL SEASONS

Ryan Tannehill did not miss a single start in his career until the 14th game of his fifth season. During his first five campaigns, he passed for 18,455 yards to rank sixth (fifth at the time) in NFL history in passing yards in the first five seasons of a career. The only players with more were **Peyton Manning** (20,618), **Dan Marino** (19,422), **Andrew Luck** (19,078), **Matt Ryan** (18,957) and later **Derek Carr** (18,957).

Most passing yards in the first five seasons of an NFL career (through 2018):

| Player | Passing Yards |
|--------------------------|---------------|
| 1. Peyton Manning | 20,618 |
| 2. Dan Marino | 19,422 |
| 3. Andrew Luck | 19,078 |
| 4. Matt Ryan | 18,957 |
| 5. Derek Carr | 18,739 |
| 6. Ryan Tannehill | 18,455 |
| 7. Drew Bledsoe | 18,348 |
| 8. Cam Newton | 18,263 |
| 9. Russell Wilson | 18,193 |
| 10. Andy Dalton | 18,008 |

DOLPHINS FRANCHISE PASSING LEADERS

During his seven seasons with the Miami Dolphins (2012–2018), **Ryan Tannehill** completed 1,829 of his 2,911 passes for 20,434 yards and 123 touchdowns.

Tannehill's 87.0 career passer rating with the Dolphins ranked second in franchise history. Only **Chad Pennington's** 94.5 passer rating from 2008–2010 ranked higher.

Miami Dolphins career passer rating leaders (minimum 250 attempts):

| Player | Seasons | Att | Cmp | Yards | TD | Int | Rate |
|--------------------------|----------------|--------------|--------------|---------------|------------|-----------|-------------|
| 1. Chad Pennington | 2008-10 | 552 | 373 | 4,085 | 20 | 9 | 94.5 |
| 2. Ryan Tannehill | 2012-18 | 2,911 | 1,829 | 20,434 | 123 | 75 | 87.0 |
| 3. Dan Marino | 1983-99 | 8,358 | 4,967 | 61,361 | 420 | 252 | 86.4 |
| 4. Matt Moore | 2011-17 | 591 | 359 | 4,298 | 29 | 19 | 86.0 |
| 5. Jay Cutler | 2017 | 429 | 266 | 2,666 | 19 | 14 | 80.8 |

Tannehill's 62.8 career completion percentage ranked second in Dolphins history, trailing Pennington's 67.6 percent (minimum 250 attempts).

Miami Dolphins career completion percentage leaders (minimum 250 attempts):

| Player | Seasons | Att | Cmp | Pct |
|--------------------------|----------------|--------------|--------------|-------------|
| 1. Chad Pennington | 2008-10 | 552 | 373 | 67.6 |
| 2. Ryan Tannehill | 2012-18 | 2,911 | 1,829 | 62.8 |
| 3. Jay Cutler | 2017 | 429 | 266 | 62.0 |
| 4. Matt Moore | 2011-17 | 591 | 359 | 60.7 |
| 5. Chad Henne | 2009-11 | 1,065 | 646 | 60.7 |



TITANS RUNNING BACKS

| No. | Name | Ht | Wt | Exp | College |
|-----|---------------------------|------|-----|-----|------------|
| 41 | Blasingame, Khari (FB/RB) | 6-0 | 233 | R | Vanderbilt |
| 32 | Fluellen, David (IR) | 5-11 | 224 | 3 | Toledo |
| 22 | Henry, Derrick | 6-3 | 247 | 4 | Alabama |
| 33 | Lewis, Dion | 5-8 | 195 | 8 | Pittsburgh |

#22 • RB DERRICK HENRY

[CLICK FOR COMPLETE BIO](#)

Running back **Derrick Henry** (6-3, 247) completed his fourth NFL season in 2019. He was selected by the Titans with the 45th overall pick in the second round of the 2016 NFL Draft.

Henry was named to his first career Pro Bowl and added second-team Associated Press All-Pro honors after leading the NFL in rushing in 2019. In 15 games, he totaled 1,540 yards on 303 carries (5.1 avg.), joining **Billy Cannon** (AFL, 1961), **Earl Campbell** (1978-80) and **Chris Johnson** (2009) as the only running backs in franchise history to lead their respective leagues in rushing. Henry's single-season total ranked fourth in franchise annals behind Johnson's 2009 total (2,006) and Campbell's 1979 (1,697) and 1980 (1,934) performances. He was named the FedEx Ground Player of the Year.

With 16 rushing touchdowns in 2019, Henry tied for the NFL lead (**Aaron Jones**) and finished second in team history (19 by Campbell in 1979). Adding his two receiving touchdowns, his 18 total touchdowns were third in the NFL and tied for second in franchise annals (19 by Campbell in 1979; 18 by **Bill Groman** in 1961).

Henry's performance late in the 2019 season was instrumental in the team's run to the AFC championship game. Over the final six games of the regular season plus three playoff appearances, Henry registered seven 100-yard games. During a three-game stretch (Dec. 29 at Houston, Jan. 4 at New England and Jan. 11 at Baltimore), he became the first player in NFL history to rush for at least 180 yards in three consecutive regular season and/or postseason games.

Henry authored his first career 1,000-yard season in 2018 and the 28th 1,000-yard rushing season in franchise history, totaling 1,059 yards and 12 touchdowns on 215 carries—all then-career highs.

His 2018 rushing yardage ranked second in the AFC to **Joe Mixon's** 1,168 yards, and he finished seventh in the NFL. Henry's 12 rushing touchdowns tied **James Connor** for third place in the NFL behind **Todd Gurley** (17) and **Alvin Kamara** (14).

Henry was named AFC Offensive Player of the Month for December 2018. His 625 rushing yards in the month were the most by any NFL player in any month during the season.

Against the Jacksonville Jaguars on Dec. 6, 2018, Henry recorded one of the greatest single games in franchise history in front of a national television audience. He broke Johnson's single-game franchise record (228) with 238 rushing yards, including a 99-yard touchdown run. He joined **Tony Dorsett** as the only two players in NFL history to rush for a 99-yard score.

In 2017, Henry shared time in the Titans backfield with **DeMarco Murray**. Henry led the team with 744 rushing yards on 176 carries, and he added 11 receptions for 136 yards and a touchdown. His five rushing touchdowns tied for second on the club.

As a rookie in 2016, Henry played in 15 games with one start, splitting reps in the backfield with Murray. He carried the ball 110 times for 490 yards and five touchdowns and added 137 yards on 13 receptions. Henry became the third rookie for the franchise in the "Titans era" to score at least five touchdowns in a season, joining **Vince Young** (seven rushing touchdowns in 2006) and Johnson (nine rushing and one receiving in 2008).

The Heisman Trophy winner played three seasons (2013–2015) at the University of Alabama, where he set numerous school and SEC records while helping his team win a National Championship in 2015. He played in 39



games and totaled 602 carries for 3,591 yards and 42 rushing touchdowns and added 285 yards on 17 career receptions with three receiving scores. During Alabama's victory over Clemson in the 2016 College Football Playoff National Championship, he broke **Shaun Alexander's** record for most career rushing yards in Alabama history.

In his final collegiate season, Henry rushed for an Alabama and Southeastern Conference record 2,219 yards, which led the nation and ranked fifth in FBS history. He recorded 100-yard rushing games 10 times and had four 200-yard games during the season. His 28 rushing touchdowns were a national best and an SEC record, snapping **Tim Tebow** and **Tre Mason's** old mark of 23. In addition to the Heisman, he also won the Doak Walker Award, Walter Camp Award and Maxwell Award, among a multitude of other honors.

Henry is a native of Yulee, Fla.

2019 Notes:

➤ **At Cleveland (9/8)**, totaled 19 rushing attempts for 84 yards and one touchdown and added one reception for a 75-yard touchdown. His 159 scrimmage yards made up the third-best total of his career. It was his first career performance with a rushing touchdown and receiving touchdown in a game. He recorded a one-yard touchdown run in the second quarter for his ninth touchdown run (10th overall touchdown) over a six-game span dating back to the end of the 2018 campaign. In the third quarter, he scored on a career-long 75-yard touchdown reception, topping his previous long reception of 66 yards on Dec. 31, 2017. His 75-yard reception gave him a new career high for receiving yards in a game (66 vs. Jacksonville on Dec. 31, 2017).

➤ **Against Indianapolis (9/15)**, led the team with 82 rushing yards on 15 carries (5.5 avg.) and added 12 yards on a pair of receptions. He posted a one-yard touchdown run in the second quarter.

➤ **At Jacksonville (9/19)**, led the team with 44 rushing yards on 17 carries in his 50th career game. He rushed for a one-yard touchdown in the fourth quarter. It gave him a rushing touchdown in all three games to start the 2019 season. It was his 25th career rushing touchdown and his NFL-leading 12th total touchdown (11 rushing) in an eight-game span, dating back to the final five games of 2018.

➤ **At Atlanta (9/29)**, registered his fifth career 100-yard rushing game, leading the team with 100 yards on 27 carries. He added an eight-yard reception. His 27 carries made up the third-highest total of his career. He had 18 rushing attempts for 71 yards in the second half alone.

➤ **Against Buffalo (10/6)**, led the team in rushing with 78 yards on 20 attempts with one touchdown. He recorded a 24-yard run in the first quarter. In the third quarter, he rushed for a 17-yard gain to the Buffalo eight-yard line, and three plays later, he rushed for a one-yard touchdown. It was his fourth rushing touchdown of 2019 and the 26th of his career.

➤ **At Denver (10/13)**, rushed for 28 yards on 15 attempts and added a five-yard reception.

➤ **Against the Los Angeles Chargers (10/20)**, led the team with 90 rushing yards and one touchdown on 22 carries (4.1 avg.). It was his eighth performance in an 11-game stretch with at least 80 rushing yards. He added an 18-yard reception to give him 108 scrimmage yards, tying for the seventh-highest scrimmage yardage total of his career. He scored his fifth rushing touchdown of the season on an 11-yard run in the fourth quarter. On a six-yard run in the third quarter, he passed Chris Brown (2,757 career rushing yards) for 10th place on the franchise's all-time rushing list, and on an eight-yard run in the fourth quarter, he passed Ronnie Coleman (2,769 career rushing yards) for ninth place on the list.

➤ **Against Tampa Bay (10/27)**, led the team with 75 rushing yards on 16 attempts to give him at least 75 rushing yards in six of the team's first eight games of the season. With the offense backed up at its own one-yard line in the first quarter, he posted a 34-yard rushing attempt, giving him his longest carry of the season through eight games. His 75 rushing yards were the most by an individual in the first eight weeks of 2019 against the Buccaneers, who went into the contest with the NFL's top-rated rushing defense. He added an eight-yard reception.

➤ **At Carolina (11/3)**, led the team with 63 rushing yards on 13 attempts with one touchdown, and he added three receptions for 36 yards and one touchdown. He logged his second career game (second of 2019) with at least one rushing touchdown and at least one receiving touchdown. During a third-quarter drive, which was eight total plays, he accounted for 47 rushing yards on seven carries, including an eight-yard touchdown run. He registered a 23-yard touchdown reception on a screen play in the fourth quarter.

➤ **Against Kansas City (11/10)**, totaled 188 yards and two touchdowns on 23 rushing attempts (8.2 avg.). His 188 yards made up the second-highest single-game total of his four-year career. It was his fifth career game with at

least two rushing touchdowns and his first such performance of 2019. He scored on a 68-yard run in the third quarter and a one-yard run in the fourth quarter. With his 30th career rushing touchdown, he passed Lorenzo White (29) for fifth place on the franchise's all-time rushing touchdowns list. With his 10th total touchdown in 2019, he became the sixth player in franchise history with at least 10 touchdowns in two or more consecutive seasons, joining Bill Groman (1960-61), Billy Cannon (1961-62), Earl Campbell (1978-81), Eddie George (1999-2000) and Chris Johnson (2008-10). His 68-yard touchdown run was the fourth-longest rushing attempt of his career and his seventh career scrimmage play of 50 yards or more (five rushing, two receiving). On his 68-yard touchdown, he became the ninth player in franchise history to reach 3,000 career rushing yards. His 188 rushing yards gave him the NFL's second-largest single-game total to date in 2019 (225 by Leonard Fournette). With his third career game with at least 170 rushing yards and two rushing touchdowns, he tied for the fifth-most such games in a player's first four seasons in league annals, joining Jim Brown (six), Eric Dickerson (six), Earl Campbell (five) and Jamal Lewis (four). He was named FedEx Ground NFL Player of the Week for his performance against the Chiefs.

➤ **Against Jacksonville (11/24)**, totaled 19 rushing attempts for 159 yards and two touchdowns and added one catch for 16 yards. His 159 rushing yards gave him the fourth-highest total of his career, and his 175 scrimmage yards gave him the third-highest total of his career. He notched his second consecutive 100-yard rushing game. In the third quarter, he scored on a 74-yard rushing attempt to record his longest rushing attempt of the season and the third-longest rushing attempt of his career. On the offense's next scrimmage play, he scored again on a seven-yard carry. With 16 seconds on the game clock between his two touchdown runs, he became the first player to score two touchdowns in a 20-second span in a single game since the San Diego Chargers' LaDainian Tomlinson (two in 15 seconds) at the Cincinnati Bengals on Nov. 12, 2006. With his 74-yard touchdown run, he joined Napoleon Kaufman (1997-1999) and Robert Smith (1997-2000) as the only players in NFL history to record a rushing touchdown of at least 70 yards in three consecutive seasons. Henry became the sixth player in franchise history with at least 12 touchdowns in two or more consecutive seasons, joining Bill Groman (1960-1961), Billy Cannon (1961-1962), Earl Campbell (1978-1980), Eddie George (1999-2000) and Chris Johnson (2009-2010). He passed Charles Tolar (3,277) for eighth place on the franchise's all-time rushing list. Against the Jaguars, Henry rushed for 126 yards in the third quarter alone, the second-highest figure by any NFL player in any quarter in 2019 through Week 12 (143 by Leonard Fournette, Sept. 29). Henry's 126 yards in the third quarter were the most by a Titans/Oilers player in any quarter in the last 29 seasons (1991-2019). He was named FedEx Ground NFL Player of the Week for his performance against the Jaguars.

➤ **At Indianapolis (12/1)**, totaled 149 yards and one touchdown on 26 rushing attempts (5.7 avg.) and added three receptions for 17 yards. He joined Jim Brown, Eric Dickerson, O.J. Simpson and Adrian Peterson as the only players in NFL history with at least 145 rushing yards and a touchdown in three consecutive games. Henry reached the 1,000-yard season rushing mark on his first carry of the game to become the franchise's first player since Chris Johnson (2008-2013) with consecutive 1,000-yard rushing seasons, and he joined Eddie George (seven), Johnson (six) and Earl Campbell (five) as the only players in franchise history with multiple 1,000-

yard rushing seasons. Henry rushed for a 13-yard touchdown on a fourth-and-one play in the third quarter to notch his fourth consecutive game with at least one rushing touchdown and tie his career-best streak (2018). He registered a 34-yard run in the third quarter. With his third consecutive 100-yard rushing game, he became the first Titans player with three consecutive 100-yard rushing games since Chris Johnson (12) from 2009-10. His 100-yard rushing performance was the first such individual effort against the Colts since Denver's C.J. Anderson (158) on Dec. 14, 2017. The Colts defense went 29 consecutive games without allowing an individual 100-yard rusher until Henry did so. He was named FedEx Ground NFL Player of the Week for the third consecutive game.

➤ **At Oakland (12/8)**, totaled 103 yards and two touchdowns on 18 rushing attempts. He scored first on a 12-yard run in the first quarter and then on a 10-yard run in the third quarter. It marked his seventh career game with at least two rushing touchdowns and his third game of the season with two rushing touchdowns—all three coming within the last four contests. He passed Steve McNair (3,439 career rushing yards) for sixth place on the team's all-time rushing list and later passed Hoyle Granger (3,514) for fifth place on the team's all-time rushing list. He joined Earl Campbell (1978-1980) as the only players in franchise history to record consecutive seasons with 12 or more rushing touchdowns. On a four-yard run in the third quarter, he moved past 1,200 yards on the season to join Chris Johnson (2009), Earl Campbell (1978-1980, 1983) and Eddie George (2000) as the only players in franchise history with 1,200 rushing yards and 12 rushing touchdowns in a season. He went over 100 rushing yards for the game on a 24-yard carry in the third quarter, notching his fourth consecutive 100-yard rushing game, his fifth 100-yard rushing game of 2019 and his 10th career 100-yard rushing game, including playoffs. He became the first Titans player with four consecutive 100-yard rushing games since Chris Johnson (12) from 2009-10. He was named FedEx Ground NFL Player of the Week for the fourth consecutive game.

➤ **Against Houston (12/15)**, totaled 86 yards on 21 rushing attempts (4.1 avg.). He continued a streak with five consecutive games with at least 85 rushing yards to match the fourth-longest streak of its kind in franchise history. He produced a 23-yard run in the second quarter to give him five consecutive games with a rushing attempt of at least 20 yards. He became the team's first player to reach 1,300 rushing yards in a season since Chris Johnson had 1,364 rushing yards in 2010.

➤ **Named to his first career Pro Bowl on Dec. 17.**

➤ **Against New Orleans (12/22)**, he was inactive with a hamstring injury. It marked the second game in his four-year career he missed and his first missed game since Nov. 6, 2016 as a rookie.

➤ **At Houston (12/29)**, rushed for 211 yards and three touchdowns on 32 carries, recording the second-highest totals of his career in each category. His 211 rushing yards made up the second-best total of his career and the fifth-best single-game total in franchise history. He claimed the NFL's 2019 rushing title with 1,540 yards (fourth in franchise history), joining Billy Cannon (AFL, 1961), Earl Campbell (1978-80) and Chris Johnson (2009) as the only running backs in franchise history to lead their respective leagues in rushing. Henry rushed for a three-yard touchdown in the third quarter and added fourth-quarter touchdown runs of one yard and 53 yards. It marked his second career game with three or more touchdowns. He reached the 100-yard mark on an eight-yard carry in the third quarter to notch his career-high sixth 100-yard rushing game of 2019 and his 11th career 100-yard rushing game, including playoffs. With 38 career rushing touchdowns, he passed Steve McNair (36) for fourth place on the franchise's all-time rushing touchdowns list. On his 53-yard touchdown, Henry registered his seventh career rushing touchdown of 50-plus yards, which was high in the NFL from the time he entered the NFL in 2016 through the 2019 regular season. Henry was named AFC Offensive Player of the Week and FedEx Ground Player of the Week for his performance.

➤ **Named second-team Associated Press All-Pro on Jan. 3.**

➤ **At New England (1/4)**, rushed for 182 yards and one touchdown on 34 carries in a wild card playoff victory. His 182 rushing yards set the franchise's single-game postseason record, topping Eddie George's 162 yards at Indianapolis on Jan. 16, 2000. He rushed for the most yards in an NFL playoff game since Jan. 12, 2008, when Green Bay Packers running back Ryan Grant totaled 201 rushing yards against the Seattle Seahawks, and he rushed for the second-most yards on the road in an NFL playoff game since 1950 (202 by Freeman McNeil; New York Jets at Cincinnati; Jan. 9, 1983). Henry broke the franchise record for most rushing attempts in a playoff game, eclipsing Eddie George's 29 carries against the Buffalo Bills on Jan. 8, 2000. His 34 rushing attempts were the most in any NFL playoff game since Seattle's Shaun Alexander had 34 carries against the Carolina Panthers on Jan. 22, 2006. Henry added 22 yards on one reception to give him a franchise postseason record of 204 scrimmage yards, topping



his own record of 191 scrimmage yards at Kansas City on Jan. 6, 2018. Henry produced the most scrimmage yards in a playoff game by any NFL player since wide receiver T.Y. Hilton had 224 yards for the Indianapolis Colts against the Kansas City Chiefs on Jan. 4, 2014. Henry recorded his second postseason game with at least 100 rushing yards (156 at Kansas City on Jan. 6, 2018), joining Eddie George (three) as the only players in franchise history with multiple career 100-yard rushing performances in the postseason. He went over the 100-yard mark for the game on a nine-yard run in the second quarter. On the same drive, he added 22 yards on a screen pass, scored a touchdown on a one-yard run, and accounted for all 75 yards on the scoring drive. His 106 yards in the first half were the most in the first half of a playoff game in franchise history. Henry became the eighth NFL player since 1950 with multiple postseason games with at least 150 rushing yards. In joining Terrell Davis (four), Marcus Allen (two), Le'Veon Bell (two), Eric Dickerson (two), Franco Harris (two), John Riggins (two) and Thurman Thomas (two), he became the first member of the group to accomplish the feat in two or more road playoff games.

➤ **At Baltimore (1/11)**, rushed for a franchise-record 195 yards on 30 carries, topping his previous record of 182 rushing yards the previous week at New England. He added two receptions for seven yards to finish with 202 scrimmage yards (second in franchise postseason history). It marked his second consecutive game with more than 200 scrimmage yards. His third career 100-yard rushing game in the postseason matched Eddie George for the most in team annals. Henry became the NFL's first player in the Super Bowl era with 180 or more rushing yards in three consecutive regular season and/or postseason games. He passed Earl Campbell (420 career postseason rushing yards) for second place on the all-time postseason rushing list on a 27-yard carry in the second quarter. Henry ran for a 66-yard gain in the third quarter to register the second-longest run from scrimmage in franchise postseason history behind George's 68-yard touchdown at Indianapolis on Jan. 16, 2000. It was the longest NFL rushing attempt in a playoff game since New England Patriots running back LeGarrette Blount scored on a 73-yard carry against the Indianapolis Colts on Jan. 11, 2014. Henry also completed a three-yard touchdown pass to wide receiver Corey Davis in the third quarter, recording his first career touchdown pass in the regular season or playoffs. He became the first non-quarterback in franchise history to throw a touchdown pass in the playoffs and the first NFL running back with a touchdown pass in a playoff game since Minnesota's Allen Rice against New Orleans on Jan. 3, 1988. His 561 rushing yards in his first four career playoff games were the most by a player in the Super Bowl era (515 by Terrell Davis). Henry's three career playoff games with at least 150 rushing yards rank second since 1950, behind only Davis' four such games. Henry joined Marcus Allen (three games), Terrell Davis (two), Franco Harris (two) and Le'Veon Bell (two) as the only NFL players to rush for at least 150 yards in consecutive postseason games in NFL history.

➤ **At Kansas City (1/19)**, led the team with 69 yards and one touchdown on 19 rushing attempts. He recorded a four-yard touchdown run on a direct snap in the first quarter, notching his third career postseason touchdown run (second of 2019). He finished the postseason with 83 rushing attempts for 446 yards and two touchdowns. His rushing yardage total ranked second in franchise postseason history behind Eddie George's 449 rushing yards during the 1999 playoffs. Henry also finished sixth in NFL history for most rushing yards in a single postseason.

Henry's 2019 Game-by-Game Statistics:

| Date/Opp | G/S | Rushing | | | | | Receiving | | | | |
|-------------------|-----|---------|-----|-----|----|----|-----------|-----|------|----|----|
| | | Att | Yds | Avg | Lg | TD | Rec | Yds | Avg | Lg | TD |
| 9/8 at Cle | RB | 19 | 84 | 4.4 | 18 | 1 | 1 | 75 | 75.0 | 75 | 1 |
| 9/15 vs. Ind | RB | 15 | 82 | 5.5 | 18 | 1 | 2 | 12 | 6.0 | 9 | 0 |
| 9/19 at Jax | RB | 17 | 44 | 2.6 | 11 | 1 | 1 | 2 | 2.0 | 2 | 0 |
| 9/29 at Atl | RB | 27 | 100 | 3.7 | 16 | 0 | 1 | 8 | 8.0 | 8 | 0 |
| 10/6 vs. Buf | RB | 20 | 78 | 3.9 | 24 | 1 | 0 | 0 | 0.0 | 0 | 0 |
| 10/13 at Den | RB | 15 | 28 | 1.9 | 6 | 0 | 1 | 5 | 5.0 | 5 | 0 |
| 10/20 vs. LAC | RB | 22 | 90 | 4.1 | 12 | 1 | 1 | 18 | 18.0 | 18 | 0 |
| 10/27 vs. TB | RB | 16 | 75 | 4.7 | 34 | 0 | 1 | 8 | 8.0 | 8 | 0 |
| 11/3 at Car | RB | 13 | 63 | 4.9 | 12 | 1 | 3 | 36 | 12.0 | 23 | 1 |
| 11/10 vs. KC | RB | 23 | 188 | 8.2 | 68 | 2 | 2 | 3 | 1.5 | 6 | 0 |
| 11/24 vs. Jax | RB | 19 | 159 | 8.4 | 74 | 2 | 1 | 16 | 16.0 | 16 | 0 |
| 12/1 at Ind | RB | 26 | 149 | 5.7 | 34 | 1 | 3 | 17 | 5.7 | 9 | 0 |
| 12/8 at Oak | RB | 18 | 103 | 5.7 | 24 | 2 | 1 | 6 | 6.0 | 6 | 0 |
| 12/15 vs. Hou | RB | 21 | 86 | 4.1 | 23 | 0 | 0 | 0 | 0.0 | 0 | 0 |
| 12/22 vs. NO | | | | | | | Inactive | | | | |
| 12/29 at Hou | RB | 32 | 211 | 6.6 | 53 | 3 | 0 | 0 | 0.0 | 0 | 0 |
| Postseason | | | | | | | | | | | |
| 1/4 at NE | RB | 34 | 182 | 5.4 | 29 | 1 | 1 | 22 | 22.0 | 22 | 0 |
| 1/11 at Bal | RB | 30 | 195 | 6.5 | 66 | 0 | 2 | 7 | 3.5 | 8 | 0 |
| 1/19 at KC | RB | 19 | 69 | 3.6 | 13 | 1 | 2 | -8 | -4.0 | -2 | 0 |

Henry's Career Regular Season Statistics:

| Year | GP | GS | Att | Yds | Avg | Lg | TD | Rec | Yds | Avg | Lg | TD |
|---------------|-----------|-----------|------------|--------------|------------|------------|-----------|-----------|------------|-------------|------------|----------|
| 2016 | 15 | 2 | 110 | 490 | 4.5 | 22 | 5 | 13 | 137 | 10.5 | 29 | 0 |
| 2017 | 16 | 2 | 176 | 744 | 4.2 | 75t | 5 | 11 | 136 | 12.4 | 66t | 1 |
| 2018 | 16 | 12 | 215 | 1,059 | 4.9 | 99t | 12 | 15 | 99 | 6.6 | 21 | 0 |
| 2019 | 15 | 15 | 303 | 1,540 | 5.1 | 74t | 16 | 18 | 206 | 11.4 | 75t | 2 |
| Totals | 62 | 31 | 804 | 3,833 | 4.8 | 99t | 38 | 57 | 578 | 10.1 | 75t | 3 |

Henry's Career Postseason Statistics:

| Year | GP | GS | Att | Yds | Avg | Lg | TD | Rec | Yds | Avg | Lg | TD |
|---------------|----------|----------|------------|------------|------------|-----------|----------|-----------|-----------|------------|-----------|----------|
| 2017 | 2 | 2 | 35 | 184 | 5.3 | 35t | 1 | 5 | 56 | 11.2 | 29 | 0 |
| 2019 | 3 | 3 | 83 | 446 | 5.4 | 66 | 2 | 5 | 21 | 4.2 | 22 | 0 |
| Totals | 5 | 5 | 118 | 630 | 5.3 | 66 | 3 | 10 | 77 | 7.7 | 29 | 0 |

Henry's Regular Season Single-Game Highs:

Rushing Attempts - 33 at N.Y. Giants (12/16/18)
Rushing Yards - 238 vs. Jacksonville (12/6/18)
Long Rush - 99t vs. Jacksonville (12/6/18)
Rushing Touchdowns - 4 vs. Jacksonville (12/6/18)
Receptions - 4 vs. Jacksonville (10/27/16)
Receiving Yards - 75 at Cleveland (9/8/19)
Long Reception - 75t at Cleveland (9/8/19)
Receiving Touchdowns - 1 (Three times, last at Carolina, 11/3/19)

Henry's Playoff Single-Game Highs:

Rushing Attempts - 34 at New England (1/4/20)
Rushing Yards - 195 at Baltimore (1/11/20)
Long Rush - 66 at Baltimore (1/11/20)
Rushing Touchdowns - 1 (Three times, last at Kansas City, 1/19/20)
Receptions - 3 at New England (1/13/18)
Receiving Yards - 35 at Kansas City (1/6/18)
Long Reception - 29 at Kansas City (1/6/18)
Receiving Touchdowns - (none)

2019 NFL RUSHING LEADERS

Titans running back **Derrick Henry** claimed the NFL's 2019 rushing title with 1,540 yards on 303 carries (5.1 avg.). The next-closest finisher was Cleveland's **Nick Chubb**, who had 1,494 rushing yards.

Henry joined **Billy Cannon** (AFL, 1961), **Earl Campbell** (1978-80) and **Chris Johnson** (2009) as the only running backs in franchise history to lead their respective leagues in rushing.

NFL rushing leaders in 2019:

| Player | Team | Rushing Yards |
|-------------------------|-------------------------|---------------|
| 1. Derrick Henry | Tennessee Titans | 1,540 |
| 2. Nick Chubb | Cleveland Browns | 1,494 |
| 3. Christian McCaffrey | Carolina Panthers | 1,387 |
| 4. Ezekiel Elliott | Dallas Cowboys | 1,357 |
| 5. Chris Carson | Seattle Seahawks | 1,230 |
| 6. Lamar Jackson | Baltimore Ravens | 1,206 |
| 7. Leonard Fournette | Jacksonville Jaguars | 1,152 |
| 8. Josh Jacobs | Oakland Raiders | 1,150 |
| 9. Joe Mixon | Cincinnati Bengals | 1,137 |
| 10. Dalvin Cook | Minnesota Vikings | 1,135 |



SINGLE-SEASON FRANCHISE RUSHING LEADERS

Derrick Henry led the NFL with 1,540 yards on 303 rushing attempts in 2019 (5.1 avg.). In franchise history, his rushing yardage total ranks fourth for a single season. Only **Chris Johnson** (2,006 rushing yards in 2009) and **Earl Campbell** (1,934 in 1980; 1,697 in 1979) have rushed for more yards than Henry for the organization in a season.

Most rushing yards in a season, franchise history:

| Player | Season | Att | Yds | Avg | Long | TD |
|-------------------------|-------------|------------|--------------|------------|-----------|-----------|
| 1. Chris Johnson | 2009 | 358 | 2,006 | 5.6 | 91 | 14 |
| 2. Earl Campbell | 1980 | 373 | 1,934 | 5.2 | 55 | 13 |
| 3. Earl Campbell | 1979 | 368 | 1,697 | 4.6 | 61 | 19 |
| 4. Derrick Henry | 2019 | 303 | 1,540 | 5.1 | 74 | 16 |
| 5. Eddie George | 2000 | 403 | 1,509 | 3.7 | 35 | 14 |
| 6. Earl Campbell | 1978 | 302 | 1,450 | 4.8 | 81 | 13 |
| 7. Eddie George | 1997 | 357 | 1,399 | 3.9 | 30 | 6 |
| 8. Earl Campbell | 1981 | 361 | 1,376 | 3.8 | 43 | 10 |
| 9. Eddie George | 1996 | 335 | 1,368 | 4.1 | 76 | 8 |
| 10. Chris Johnson | 2010 | 316 | 1,364 | 4.3 | 76 | 11 |

FRANCHISE ALL-TIME RUSHING LEADERS

In 2019, Titans running back **Derrick Henry** has secured a place in the franchise's all-time top 10 leading rushers. He began the season outside of the top 10 but ascended all the way to fifth place on the team's rushing charts. On Dec. 8 at Oakland, he moved past **Steve McNair** (3,439) and **Hoyle Granger** (3,514) and now sits in fifth place all-time.

Franchise all-time rushing leaders:

| Player | Seasons | Rushing Yards |
|-------------------------|------------------|---------------|
| 1. Eddie George | 1996–2003 | 10,009 |
| 2. Earl Campbell | 1978–1984 | 8,574 |
| 3. Chris Johnson | 2008–2013 | 7,965 |
| 4. Lorenzo White | 1988–1994 | 4,079 |
| 5. Derrick Henry | 2016–2019 | 3,833 |
| 6. Hoyle Granger | 1966–1970, 1972 | 3,514 |
| 7. Steve McNair (QB) | 1995–2005 | 3,439 |
| 8. Mike Rozier | 1985–1990 | 3,426 |
| 9. Charles Tolar | 1960–1966 | 3,277 |
| 10. Ronnie Coleman | 1974–1981 | 2,769 |

300 CARRIES/15 TOUCHDOWNS/5.0 AVG

Derrick Henry won the NFL's rushing title with 303 carries for 1,540 yards and 16 touchdowns in 2019.

He became the first player in franchise history and the ninth player in NFL history to produce a season with a minimum of 300 rushing attempts, a rushing average of at least 5.0 yards per carry and a minimum of 15 rushing touchdowns. The other players on the list are **O.J. Simpson** (1975), **Terrell Davis** (1998), **Priest Holmes** (2002), **Ahman Green** (2003), **Larry Johnson** (2005), **Shaun Alexander** (2005), **LaDainian Tomlinson** (2016) and **Ezekiel Elliott** (2016).

Players in NFL history with a minimum of 300 rushing attempts, 15 rushing touchdowns and a 5.0 rushing average in a single season:

| Player | Team | Season | Att | Yards | Avg | TD |
|----------------------|------------------|-------------|------------|--------------|------------|-----------|
| Derrick Henry | Tennessee | 2019 | 303 | 1,540 | 5.1 | 16 |
| Ezekiel Elliott | Dallas | 2016 | 322 | 1,631 | 5.1 | 15 |
| LaDainian Tomlinson | San Diego | 2006 | 348 | 1,815 | 5.2 | 28 |
| Shaun Alexander | Seattle | 2005 | 370 | 1,880 | 5.1 | 27 |
| Larry Johnson | Kansas City | 2005 | 336 | 1,750 | 5.2 | 20 |
| Ahman Green | Green Bay | 2003 | 355 | 1,883 | 5.3 | 15 |
| Priest Holmes | Kansas City | 2002 | 313 | 1,615 | 5.2 | 21 |
| Terrell Davis | Denver | 1998 | 392 | 2,008 | 5.1 | 21 |
| O.J. Simpson | Buffalo | 1975 | 329 | 1,817 | 5.5 | 16 |

2019 TOUCHDOWN LEADERS

Titans running back **Derrick Henry** tied Green Bay's **Aaron Jones** for the NFL lead with 16 rushing touchdowns in 2019.

Additionally, Henry ranked third in the NFL with 18 total touchdowns behind Carolina's Christian McCaffrey and Jones, who each scored 19 total touchdowns.

NFL leaders in rushing touchdowns in 2019:

| Player | Team | Rushing TDs |
|-------------------------|-------------------------|-------------|
| 1. Derrick Henry | Tennessee Titans | 16 |
| Aaron Jones | Green Bay Packers | 16 |
| 3. Christian McCaffrey | Carolina Panthers | 15 |
| 4. Dalvin Cook | Minnesota Vikings | 13 |
| 5. Todd Gurley | Los Angeles Rams | 12 |
| Ezekiel Elliott | Dallas Cowboys | 12 |
| 7. Mark Ingram | Baltimore Ravens | 10 |
| 8. Josh Allen | Buffalo Bills | 9 |
| 9. (five tied) | | 8 |

NFL leaders in total touchdowns in 2019:

| Player | Team | Total TDs |
|-------------------------|-------------------------|-----------|
| 1. Christian McCaffrey | Carolina Panthers | 19 |
| Aaron Jones | Green Bay Packers | 19 |
| 3. Derrick Henry | Tennessee Titans | 18 |
| 4. Mark Ingram | Baltimore Ravens | 15 |
| 5. Ezekiel Elliott | Dallas Cowboys | 14 |
| Todd Gurley | Los Angeles Rams | 14 |
| 7. Dalvin Cook | Minnesota Vikings | 13 |
| 8. Kenny Golladay | Detroit Lions | 11 |
| Austin Ekeler | Los Angeles Chargers | 11 |
| 10. (three tied) | | 10 |

SINGLE-SEASON RUSHING TDs, TEAM HISTORY

Derrick Henry's 16 rushing touchdowns in 2019 gave him the second-highest single-season total in team history. Only **Earl Campbell**—with 19 rushing touchdowns in 1979—had more.

Most rushing touchdowns in a season, franchise history:

| Player | Season | Rushing TDs |
|-------------------------|-------------|-------------|
| 1. Earl Campbell | 1979 | 19 |
| 2. Derrick Henry | 2019 | 16 |
| 3. LenDale White | 2008 | 15 |
| 4. Eddie George | 2000 | 14 |
| Chris Johnson | 2009 | 14 |
| 6. Earl Campbell | 1978 | 13 |
| Earl Campbell | 1980 | 13 |
| 8. Derrick Henry | 2018 | 12 |
| Earl Campbell | 1983 | 12 |
| Eddie George | 2002 | 12 |

ACTIVE RUSHING AVERAGE LEADERS BY RBs

In passing 750 career rushing attempts on Dec. 8, 2019, **Derrick Henry** reached the minimum number of carries to qualify for franchise and NFL career rushing average records.

Henry moved into first place among all active NFL running backs in career rushing average.

Best career rushing average (yards per carry) among all active NFL running backs (minimum 750 career attempts):

| Player | Rushing Average |
|-------------------------|-----------------|
| 1. Derrick Henry | 4.77 |
| 2. Adrian Peterson | 4.68 |
| 3. Ezekiel Elliott | 4.62 |
| 4. Mark Ingram | 4.61 |
| 5. LeSean McCoy | 4.52 |
| 6. Jordan Howard | 4.34 |
| 7. Lamar Miller | 4.33 |
| 8. Frank Gore | 4.33 |
| 9. Bilal Powell | 4.32 |
| 10. Isaiah Crowell | 4.32 |

RUSHING YARDS SINCE WEEK 14 OF 2018

Since Dec. 6, 2018, when **Derrick Henry** set the franchise record with 238 rushing yards in a game, he has been the NFL's rushing leader. He has more rushing yards than any other player since that time.

NFL rushing yards leaders since Week 14 of 2018:

| Player | Rushing Yards |
|-------------------------|---------------|
| 1. Derrick Henry | 2,125 |
| 2. Nick Chubb | 1,796 |
| 3. Chris Carson | 1,677 |
| 4. Ezekiel Elliott | 1,642 |
| 5. Christian McCaffrey | 1,622 |
| 6. Joe Mixon | 1,550 |
| 7. Lamar Jackson | 1,497 |
| 8. Dalvin Cook | 1,438 |
| 9. Marlon Mack | 1,416 |
| 10. Saquon Barkley | 1,356 |

RUSHING TDs OF 50+ YARDS

Since he entered the NFL as a second-round draft pick in 2016, **Derrick Henry** has had a league-high seven touchdown runs of at least 50 yards, including three such runs in 2019.

Chris Johnson (11) and **DeMarco Murray** (two) are the only other Tennessee players in the "Titans era" (1999–present) with more than one total rushing touchdown of at least 50 yards.

Most rushing touchdowns of 50 yards or more from 2016–2019:

| Player | Rushing TDs |
|-------------------------|-------------|
| 1. Derrick Henry | 7 |
| 2. Saquon Barkley | 6 |
| 3. Christian McCaffrey | 3 |
| Nick Chubb | 3 |
| Kenyan Drake | 3 |
| 6. (seven tied) | 2 |

65+ YARD SCRIMMAGE TOUCHDOWNS

In the Titans' Week 10 victory over the Kansas City Chiefs, running back **Derrick Henry** took a handoff and raced 68 yards for a touchdown. He followed that with a 74-yard touchdown run in the following game against the Jacksonville Jaguars in Week 12.

Since the beginning of the 2017 campaign, Henry has scored seven total touchdowns—five rushing and two receiving—that have gone for 65 yards or more. He leads the NFL in that time period.

Most scrimmage touchdowns of 65-plus yards, 2017-19:

| Player | 65+ Yard Scrimmage Touchdowns |
|-------------------------|-------------------------------|
| 1. Derrick Henry | 7 |
| 2. Tyreek Hill | 5 |
| 3. JuJu Smith-Schuster | 4 |
| Saquon Barkley | 4 |
| 5. Amari Cooper | 3 |
| Robby Anderson | 3 |
| Kenyan Drake | 3 |
| Kareem Hunt | 3 |
| Tyrell Williams | 3 |
| 10. (several tied) | 2 |

Derrick Henry's career scrimmage touchdowns of 65-plus yards:

| Date | Opponent | Rush/Rec | Yards |
|---------------|--------------|-----------|-------|
| Dec. 6, 2018 | Jacksonville | Rushing | 99 |
| Sept. 9, 2019 | at Cleveland | Receiving | 75 |
| Nov. 24, 2019 | Jacksonville | Rushing | 74 |
| Dec. 3, 2017 | Houston | Rushing | 75 |
| Oct. 16, 2017 | Indianapolis | Rushing | 72 |
| Nov. 10, 2019 | Kansas City | Rushing | 68 |
| Dec. 31, 2017 | Jacksonville | Receiving | 66 |

HENRY'S CAREER 100-YARD RUSHING GAMES

| Date | Opp | No. | Yds. | Avg. | Lg | TD |
|----------|-----------------|-----|------|------|-----|----|
| 12/6/18 | Jacksonville | 17 | 238 | 14.0 | 99t | 4 |
| 12/29/19 | at Houston | 32 | 211 | 6.6 | 53t | 3 |
| 1/11/20 | at Baltimore* | 30 | 195 | 6.5 | 66 | 0 |
| 11/10/19 | Kansas City | 23 | 188 | 8.2 | 68t | 2 |
| 1/4/20 | at New England* | 34 | 182 | 5.4 | 29 | 1 |
| 12/16/18 | at N.Y. Giants | 33 | 170 | 5.2 | 22 | 2 |
| 11/24/19 | Jacksonville | 19 | 159 | 8.4 | 74t | 2 |
| 1/6/18 | at Kansas City* | 23 | 156 | 6.8 | 35t | 1 |
| 12/1/19 | at Indianapolis | 26 | 149 | 5.7 | 34 | 1 |
| 10/16/17 | Indianapolis | 19 | 131 | 6.9 | 72t | 1 |
| 12/3/17 | Houston | 11 | 109 | 9.9 | 75t | 1 |
| 12/8/19 | at Oakland | 18 | 103 | 5.7 | 24 | 2 |
| 9/29/19 | at Atlanta | 27 | 100 | 3.7 | 16 | 0 |

* Playoffs

★ ★ ★

RUSHING IN THE FOURTH QUARTER

Since 2017, running back **Derrick Henry** has accumulated more rushing yards in the fourth quarter than any other NFL running back.

In 2019, 328 of Henry's 1,540 rushing yards came in the fourth quarter, which ranked third in the NFL.

In 2017, Henry accumulated 390 of his 744 rushing yards in the fourth quarter. The only player with more rushing yards in the fourth quarter that season was Kansas City's league-leading rusher, **Kareem Hunt**.

Most fourth-quarter rushing yards from 2017–2019:

| Player | Att | Yds | Avg | Lg | TD |
|-------------------------|------------|--------------|-------------|-----------|----------|
| 1. Derrick Henry | 204 | 1,003 | 4.92 | 75 | 8 |
| 2. Todd Gurley | 187 | 879 | 4.70 | 36 | 8 |
| 3. Ezekiel Elliott | 197 | 836 | 4.24 | 27 | 10 |
| 4. Kareem Hunt | 147 | 683 | 4.65 | 69 | 6 |
| 5. Alvin Kamara | 138 | 678 | 4.91 | 49 | 7 |
| 6. Joe Mixon | 157 | 657 | 4.18 | 51 | 7 |
| 7. Nick Chubb | 112 | 644 | 5.75 | 88 | 6 |
| 8. Leonard Fournette | 130 | 621 | 4.78 | 90 | 4 |
| 9. Jordan Howard | 169 | 601 | 3.56 | 24 | 5 |
| 10. Melvin Gordon | 134 | 570 | 4.25 | 34 | 1 |

FIVE CONSECUTIVE GAMES WITH RUSHING TD

Derrick Henry scored at least one rushing touchdown in five consecutive team games from Nov. 3-Dec. 8, 2019. His feat is tied for the longest such streak in franchise history. **DeMarco Murray** (2016) and **Earl Campbell** (twice—1979 and 1983) are the only other franchise players with five consecutive team games with a rushing touchdown.

Henry recorded four consecutive games with a rushing touchdown in 2018.

Most consecutive team games with a rushing touchdown, franchise history:

| Player | Season | Consec. Games with a Rushing TD |
|-------------------------|-------------|---------------------------------|
| 1. Derrick Henry | 2019 | 5 |
| DeMarco Murray | 2016 | 5 |
| Earl Campbell | 1983 | 5 |
| Earl Campbell | 1979 | 5 |
| 5. Derrick Henry | 2018 | 4 |
| LenDale White | 2008 | 4 |
| Eddie George | 2000 | 4 |
| Gary Brown | 1993 | 4 |
| Alonzo Highsmith | 1989 | 4 |
| Earl Campbell | 1981 | 4 |
| Earl Campbell | 1979 | 4 |

3 CONSEC. GAMES W/ 200 SCRIMMAGE YDS

From the final week of the 2019 regular season (Dec. 29 at Houston) through the Titans' first two playoff games (Jan. 4 at New England and Jan. 11 at Baltimore), **Derrick Henry** became the **first player in NFL history to rush for at least 180 yards in three consecutive regular season or postseason games**.

He also became only the third player since the 1970 NFL-AFL merger to have 200 scrimmage yards in three consecutive games. The other two players to accomplish the feat were Chicago Bears running back **Walter Payton** (1977) and Pittsburgh Steelers running back **Le'Veon Bell** (2014).

During the 2019 regular season and playoffs, Henry and Carolina Panthers running back **Christian McCaffrey** (two) were the only two players with multiple 200-yard scrimmage games. Together they accounted for five of the 14 such individual performances.

Most consecutive games with at least 200 scrimmage yards in the regular season and/or postseason, 1970–present:

| Player | Team | Dates | Games |
|-------------------------|------------|-----------------------------|-------|
| 1. Derrick Henry | Tennessee | Dec. 29, 2019–Jan. 11, 2020 | 3 |
| Le'Veon Bell | Pittsburgh | Nov. 17–Dec. 7, 2014 | 3 |
| Walter Payton | Chicago | Nov. 13–Nov. 24, 1977 | 3 |
| 4. (several tied) | | | 2 |

RUSHING YARDS IN A TITANS PLAYOFF GAME

On Jan. 4, 2020, **Derrick Henry** rushed for 182 yards and one touchdown on 34 attempts in a wild card playoff victory at New England. In doing so, he set a new franchise single-game postseason record for rushing yards in a game, surpassing **Eddie George's** 162 yards at Indianapolis on Jan. 16, 2000.

One week later, on Jan. 11, 2020, Henry broke his own record, going for 195 rushing yards on 30 carries at Baltimore.

Henry now owns two of the top three rushing games in franchise postseason history.

Most single-game rushing yards in franchise postseason history:

| Player | Date | Opp | Att | Yds | Avg | TD |
|-------------------------|----------|----------|-----|-----|-----|----|
| 1. Derrick Henry | 1/11/20 | at Bal | 30 | 195 | 6.5 | 0 |
| 2. Derrick Henry | 1/4/20 | at NE | 34 | 182 | 5.4 | 1 |
| 3. Eddie George | 1/16/00 | at Ind | 26 | 162 | 6.2 | 1 |
| 4. Derrick Henry | 1/6/18 | at KC | 23 | 156 | 6.8 | 1 |
| 5. Earl Campbell | 12/31/78 | at NE | 27 | 118 | 4.4 | 1 |
| 6. Eddie George | 1/8/00 | Buf | 29 | 106 | 3.7 | 0 |
| 7. Eddie George | 1/30/00 | StL (SB) | 28 | 95 | 3.4 | 2 |

SCRIMMAGE YARDS IN A TITANS PLAYOFF GAME

Derrick Henry's 182 rushing yards and 22 receiving yards in the team's wild card playoff victory at New England on Jan. 4, 2020 gave him a franchise-record 204 scrimmage yards.

Henry broke his own record of 191 scrimmage yards in a wild card playoff contest at Kansas City on Jan. 6, 2018 (156 rushing, 35 receiving).

On Jan. 11, 2020, one week after establishing the current record, Henry had 202 scrimmage yards (195 rushing, seven receiving) at Baltimore, giving him the three biggest scrimmage yards totals in franchise postseason history.

Prior to Henry, the organization record stood for 57 years. It was set on Jan. 1, 1961, when **Billy Cannon** had 178 scrimmage yards against the Los Angeles Chargers.

Most single-game scrimmage yards in franchise postseason history:

| Player | Date | Opp | Rush Yards | Rec Yards | Scrim Yards |
|-------------------------|----------|--------|------------|-----------|-------------|
| 1. Derrick Henry | 1/4/20 | at NE | 182 | 22 | 204 |
| 2. Derrick Henry | 1/11/20 | at Bal | 195 | 7 | 202 |
| 3. Derrick Henry | 1/6/18 | at KC | 156 | 35 | 191 |
| 4. Billy Cannon | 1/1/61 | LAC | 50 | 128 | 178 |
| 5. Eddie George | 1/16/00 | at Ind | 162 | 14 | 176 |
| 6. Eddie George | 1/7/01 | Bal | 91 | 52 | 143 |
| 7. Ernest Givins | 12/31/89 | at Pit | 0 | 136 | 136 |

RUSHING YARDS IN A SINGLE POSTSEASON

Derrick Henry accumulated 446 rushing yards during the 2019 playoffs. He had 182 yards on 34 carries in the wild card round at New England, followed by 195 yards on 30 attempts in the divisional round at Baltimore. In the AFC championship game, he had 69 yards on 19 rushing attempts.

Henry's average of 148.7 rushing yards per game ranked fourth in NFL history for players with at least two games played. Only a trio of Pro Football Hall of Fame members—Denver Broncos running back **Terrell Davis** (156.0 in 1998), Los Angeles Raiders running back **Marcus Allen** (155.3 in 1983) and Washington Redskins running back **John Riggins** (152.5 in 1982) have averaged more rushing yards in a single postseason than Henry.

In Titans/Oilers history, **Eddie George** established the previous record for average rushing yards in a single postseason during the 1999 playoffs. In four games, George carried the ball 108 times for 449 yards, or an average of 112.3 yards per contest.

Most rushing yards per game in a single NFL postseason (minimum two games):

| Player | Team | Season | Games | Rush Yards | Per Game |
|-------------------------|------------------|-------------|----------|------------|--------------|
| 1. Terrell Davis | Denver | 1998 | 3 | 468 | 156.0 |
| 2. Marcus Allen | L.A. Raiders | 1983 | 3 | 466 | 155.3 |
| 3. John Riggins | Washington | 1982 | 4 | 610 | 152.5 |
| 4. Derrick Henry | Tennessee | 2019 | 3 | 446 | 148.7 |
| 5. Eric Dickerson | L.A. Rams | 1985 | 2 | 294 | 147.0 |
| 6. Terrell Davis | Denver | 1997 | 4 | 581 | 145.3 |
| 7. Arian Foster | Houston | 2011 | 2 | 285 | 142.5 |
| 8. Thurman Thomas | Buffalo | 1990 | 3 | 390 | 130.0 |
| 9. Brian Westbrook | Philadelphia | 2006 | 2 | 257 | 128.5 |
| 10. Fred Taylor | Jacksonville | 1998 | 2 | 248 | 124.0 |

George's 449 yards during the team's run to Super Bowl XXXIV also established the franchise benchmark for most total rushing yards in a single postseason. Henry came within three yards of the mark in one fewer game.

Most rushing yards in a single postseason, franchise history:

| Player | Season | Games | Rush Yards |
|-------------------------|-------------|----------|------------|
| 1. Eddie George | 1999 | 4 | 449 |
| 2. Derrick Henry | 2019 | 3 | 446 |
| 3. Earl Campbell | 1978 | 3 | 264 |
| 4. Steve McNair | 1999 | 4 | 209 |
| 5. Derrick Henry | 2017 | 2 | 184 |

Henry's 2019 playoff rushing yardage total ranked sixth in NFL history. It was the most by any NFL player since George's 1999 postseason.

Most total rushing yards in a single NFL postseason:

| Player | Team | Season | Games | Rush Yards |
|-------------------------|------------------|-------------|----------|------------|
| 1. John Riggins | Washington | 1982 | 4 | 610 |
| 2. Terrell Davis | Denver | 1997 | 4 | 581 |
| 3. Terrell Davis | Denver | 1998 | 3 | 468 |
| 4. Marcus Allen | L.A. Raiders | 1983 | 3 | 466 |
| 5. Eddie George | Tennessee | 1999 | 4 | 449 |
| 6. Derrick Henry | Tennessee | 2019 | 3 | 446 |
| 7. Thurman Thomas | Buffalo | 1990 | 3 | 390 |
| 8. Natrone Means | Jacksonville | 1996 | 3 | 358 |
| 9. Le'Veon Bell | Pittsburgh | 2016 | 3 | 357 |
| 10. Freeman McNeil | N.Y. Jets | 1982 | 3 | 349 |



FRANCHISE PLAYOFF RUSHING LEADERS

By improving his career playoff totals to 630 rushing yards on 118 attempts, **Derrick Henry** vaulted up the franchise's all-time postseason rushing list in 2019.

On Jan. 11, 2020, he passed **Earl Campbell** (420 career postseason rushing yards) for second place on the list, and he now trails only **Eddie George** (776).

Franchise career postseason rushing leaders:

| Player | Games | Att | Yards | Avg | TD |
|-------------------------|-------|-----|-------|-----|----|
| 1. Eddie George | 9 | 206 | 776 | 3.8 | 5 |
| 2. Derrick Henry | 5 | 118 | 630 | 5.3 | 3 |
| 3. Earl Campbell | 6 | 135 | 420 | 3.1 | 4 |
| 4. Steve McNair | 9 | 54 | 349 | 6.5 | 6 |
| 5. Lorenzo White | 7 | 76 | 264 | 3.5 | 1 |

2018-19 RUSHING TOUCHDOWN LEADERS

Since **Derrick Henry** became the team's primary ball carrier in 2018, his 28 rushing touchdowns rank second behind only **Todd Gurley's** 29 rushing touchdowns.

NFL leaders in rushing touchdowns from 2018–present:

| Player | Rushing Touchdowns |
|-------------------------|--------------------|
| 1. Todd Gurley | 29 |
| 2. Derrick Henry | 28 |
| 3. Aaron Jones | 24 |
| 4. Christian McCaffrey | 22 |
| 5. Alvin Kamara | 19 |
| 6. Ezekiel Elliott | 18 |
| 7. Melvin Gordon | 18 |
| 8. Saquon Barkley | 17 |
| Marlon Mack | 17 |
| Josh Allen | 17 |

2018 NFL RUSHING LEADERS

Derrick Henry recorded 215 carries in 2018 for 1,059 yards. He ranked second in the AFC in rushing yardage behind Cincinnati's **Joe Mixon** (1,168) and ranked seventh overall in the NFL.

NFL rushing leaders in 2018 (rushing yards):

| Player | Team | Rushing Yards |
|-------------------------|-------------------------|---------------|
| 1. Ezekiel Elliott | Dallas Cowboys | 1,434 |
| 2. Saquon Barkley | New York Giants | 1,307 |
| 3. Todd Gurley | Los Angeles Rams | 1,251 |
| 4. Joe Mixon | Cincinnati Bengals | 1,168 |
| 5. Chris Carson | Seattle Seahawks | 1,151 |
| 6. Christian McCaffrey | Carolina Panthers | 1,098 |
| 7. Derrick Henry | Tennessee Titans | 1,059 |
| 8. Adrian Peterson | Washington Redskins | 1,042 |
| 9. Phillip Lindsay | Denver Broncos | 1,037 |
| 10. Nick Chubb | Cleveland Browns | 996 |

2018 RUSHING TOUCHDOWN LEADERS

Derrick Henry's scored a career-high 12 rushing touchdowns in 2018. He tied for the third-highest rushing touchdown total in the NFL.

Henry became the first Titans player with 12 rushing touchdowns in a season since **Chris Johnson** had 14 rushing touchdowns in 2009.

Most rushing touchdowns in 2018:

| Player | Team | Rushing TDs |
|-------------------------|-------------------------|-------------|
| 1. Todd Gurley | Los Angeles Rams | 17 |
| 2. Alvin Kamara | New Orleans Saints | 14 |
| 3. Derrick Henry | Tennessee Titans | 12 |
| 4. James Conner | Pittsburgh Steelers | 12 |
| 5. Saquon Barkley | New York Giants | 11 |
| 6. Melvin Gordon | Los Angeles Chargers | 10 |
| 7. Phillip Lindsay | Denver Broncos | 9 |
| 8. Chris Carson | Seattle Seahawks | 9 |
| 9. Marlon Mack | Indianapolis Colts | 9 |
| 10. Jordan Howard | Chicago Bears | 9 |

DECEMBER TO REMEMBER

In five games in the month of December 2018, **Derrick Henry's** rushing totals included 97 carries for 625 yards and eight touchdowns. His 625 yards were the most by any NFL player in any calendar month in 2018.

Additionally, Henry authored one of only four calendar months for the franchise since 1970 in which a player rushed for at least 600 yards. **Chris Johnson** (800 rushing yards in November 2009) and **Earl Campbell** (633 in October 1980; 662 in November 1980) were the organization's only other players to accomplish the feat in that timespan.

Henry's December rushing totals included 40 yards against the New York Jets (Dec. 2), a franchise-record 238 yards against the Jacksonville Jaguars (Dec. 6), 170 yards at the New York Giants (Dec. 16), 84 yards against the Washington Redskins (Dec. 22) and 93 yards against the Indianapolis Colts (Dec. 30).

For his efforts, Henry was named AFC Offensive Player of the Month.

Titans/Oilers with 500 rushing yards in any calendar month from 1970-2019 (includes playoffs):

| Player | Season | Month | Rushing Yards |
|-------------------------|-------------|-----------------|---------------|
| 1. Chris Johnson | 2009 | November | 800 |
| 2. Earl Campbell | 1980 | November | 662 |
| 3. Earl Campbell | 1980 | October | 633 |
| 4. Derrick Henry | 2018 | December | 625 |
| 5. Earl Campbell | 1979 | September | 569 |
| 6. Derrick Henry | 2019 | December | 549 |
| 7. Eddie George | 2000 | October | 548 |
| 8. Earl Campbell | 1979 | November | 534 |
| 9. DeMarco Murray | 2016 | October | 511 |
| 10. Earl Campbell | 1981 | October | 510 |

RUSHING YARDS IN A TWO-GAME SPAN

Following a franchise-record 238 rushing yards against the Jacksonville Jaguars on Dec. 6, 2018, **Derrick Henry** then totaled 170 rushing yards at the New York Giants on Dec. 16 to give him a franchise record of 408 rushing yards in a two-game span.

The previous record of 405 rushing yards in two games was set by **Earl Campbell** in 1980, when Campbell posted 203 yards against Tampa Bay (Oct. 19) and 202 yards against Cincinnati (Oct. 26).

Most total rushing yards in two consecutive games, franchise history:

| Player | Game 1 | Yds | Game 2 | Yds | Total |
|----------------------|------------------------|------------|------------------------|------------|------------|
| Derrick Henry | 12/6/18 vs. Jax | 238 | 12/16/18 at NYG | 170 | 408 |
| Earl Campbell | 10/19/80 vs. TB | 203 | 10/26/80 vs. Cin | 202 | 405 |

RECORD-SETTING NIGHT

On Dec. 6, 2018, **Derrick Henry** had one of the most memorable rushing performances in NFL history on Thursday Night Football. He rushed for a team-record 238 yards and four touchdowns (tied), including a 99-yard touchdown run.

[WATCH: Highlights from Derrick Henry's performance on 12/6/18](#)

Henry's 238 rushing yards set a new franchise record, breaking **Chris Johnson's** mark of 228 yards against the Jaguars on Nov. 1, 2009. It was the highest single-game rushing total in the NFL in 2018 and the league's highest total since **Doug Martin's** 251 rushing yards for the Tampa Bay Buccaneers against the Oakland Raiders on Nov. 4, 2012.

Most rushing yards in a game, franchise history:

| Player | Date | Opponent | Rushing Yards |
|-------------------------|----------|--------------|---------------|
| 1. Derrick Henry | 12/6/18 | Jacksonville | 238 |
| 2. Chris Johnson | 11/1/09 | Jacksonville | 228 |
| 3. Eddie George | 8/31/97 | Oakland | 216 |
| Billy Cannon | 12/10/61 | at New York | 216 |
| 5. Earl Campbell | 11/16/80 | at Chicago | 203 |
| Earl Campbell | 10/19/80 | Tampa Bay | 203 |
| 7. Earl Campbell | 10/26/80 | Cincinnati | 202 |
| 8. Eddie George | 12/9/99 | Oakland | 199 |
| Earl Campbell | 11/20/78 | Miami | 199 |
| 10. Chris Johnson | 9/20/09 | Houston | 197 |

In the second quarter, Henry took a handoff from **Marcus Mariota** inside his own one-yard line and raced 99 yards for a touchdown. It was the second 99-yard run in NFL history, tying **Tony Dorsett's** record-setting touchdown run for the Dallas Cowboys against the Minnesota Vikings on Jan. 3, 1983. It was also the team record, topping Johnson's 94-yard touchdown run against the New York Jets on Dec. 17, 2012. The only other runs in franchise history of at least 90 yards were Johnson's 91-yard rush against the Houston Texans on Sept. 20, 2009 and a 91-yarder by Sid Blanks against the Jets on Dec. 13, 1964.

Henry's 99-yard touchdown run tied for the longest scrimmage play in NFL history. It was the 15th such play, including his and Dorsett's runs and 13 passing plays. The last 99-yard scrimmage play before Henry's was New York Giants wide receiver **Victor Cruz's** 99-yard reception from **Eli Manning** against the New York Jets on Dec. 24, 2011.

Longest runs from scrimmage in NFL history:

| Player | Team | Date | Opponent | Rushing Yards |
|-------------------------|------------|----------|----------------|---------------|
| 1. Derrick Henry | Tennessee | 12/6/18 | Jacksonville | 99t |
| Tony Dorsett | Dallas | 1/3/83 | Minnesota | 99t |
| 3. Ahman Green | Green Bay | 12/28/03 | Denver | 98t |
| 4. Lamar Miller | Houston | 11/26/18 | Tennessee | 97t |
| Lamar Miller | Miami | 12/28/14 | N.Y. Jets | 97t |
| Andy Uram | Green Bay | 10/8/39 | Chi. Cardinals | 97t |
| Bob Gage | Pittsburgh | 12/4/49 | Chi. Bears | 97t |

Henry scored on a three-yard run in the first quarter, a 99-yard run in the second quarter, a 16-yard run in the third quarter, and finally a 54-yard run in the third quarter. He tied the franchise record and became the third player in franchise history to rush for four touchdowns in a game, joining Earl Campbell (against Miami on Nov. 20, 1978) and Lorenzo White (against Cleveland on Dec. 9, 1990).

The only franchise player with more overall touchdowns in a game than Henry was Oilers running back **Billy Cannon**, who had five total touchdowns (three rushing, two receiving) at the New York Titans on Dec. 10, 1961. Henry became the first NFL player with four rushing touchdowns in a game since New England Patriots running back **Jonas Gray** at Indianapolis on Nov. 16, 2014.

Most rushing touchdowns in a game, franchise history:

| Player | Date | Opponent | Rushing Touchdowns |
|-------------------------|----------|--------------|--------------------|
| 1. Derrick Henry | 12/6/18 | Jacksonville | 4 |
| Lorenzo White | 12/9/90 | Cleveland | 4 |
| Earl Campbell | 11/20/78 | Miami | 4 |
| 4. (several tied) | | | 3 |

Additionally, Henry's rushing performance against the Jaguars accomplished the following:

- He became the ninth NFL player since 1975 with at least one 90-yard run and at least one 60-yard reception in his career. The others were **Tony Dorsett**, **Garrison Hearst**, **Tiki Barber**, **Chris Johnson**, **Jamaal Charles**, **Herschel Walker**, **Warrick Dunn** and **Adrian Peterson**.
- Henry became the seventh NFL player since the 1970 AFL-NFL merger with at least four rushing touchdowns and at least 200 rushing yards in a game, joining **Clinton Portis**, **Barry Sanders**, **Doug Martin**, **Jonas Gray**, **Mike Anderson** and **Corey Dillon**. Henry became the first to accomplish the feat in fewer than 20 carries (17).
- Henry recorded his NFL-high three rushing attempts of at least 70 yards since the beginning of the 2017. **Leonard Fournette** (two) was the only other player with more than one through 14 weeks of the 2018 campaign.
- He matched former Titans running back **Chris Johnson** as the only players in NFL history with a rushing touchdown of at least 90 yards and a rushing touchdown of at least 50 yards in the same game. Johnson accomplished the feat against the Houston Texans on Sept. 20, 2009.
- His 24 points tied for the fourth-highest single-game total in franchise history, trailing only **Billy Cannon** (30 on Dec. 10, 1961), **Rob Bironas** (26 on Oct. 21, 2007) and **George Blanda** (26 on Sept. 18, 1960). **Earl Campbell** (Nov. 20, 1978) and **Lorenzo White** (Dec. 9, 1990) also had 24 points on four touchdowns in a single game.
- His 238 rushing yards and four rushing touchdowns were each the most in any Thursday Night Football game in history.



#33 • RB DION LEWIS

[CLICK FOR COMPLETE BIO](#)

Running back **Dion Lewis** (5-8, 195) completed his eighth NFL season and his second campaign with the Titans in 2019. He was signed as an unrestricted free agent from the New England Patriots on March 16, 2018.

Lewis' 2019 totals included 54 rushing attempts for 209 yards and 25 receptions for 164 yards and one touchdown. He played in all 16 regular season games for the third consecutive season.

In 2018, Lewis totaled 155 carries for 517 yards and one touchdown. Additionally, he ranked second on the squad with a career-high 59 receptions, and his 400 receiving yards also set a career benchmark and ranked third on the team. His reception total was the third-highest in franchise history by a running back and the most since **Todd McNair's** 60 receptions in 1995.

Lewis spent his first two seasons with the Philadelphia Eagles (2011-12) before stops with the Cleveland Browns (2013), Indianapolis Colts (2014) and Patriots (2015-17). He arrived in Tennessee with 329 career carries for 1,584 yards and 10 touchdowns in 54 games (19 starts), plus 88 receptions for 717 yards and five scores. He also averaged 22.9 yards on 57 career kickoff returns with one touchdown prior to signing with the Titans.

In 2017, Lewis led the Patriots with 896 rushing yards on 180 carries with six touchdowns. In the last eight games of the campaign, he led the NFL with 625 rushing yards. Compared to all running backs with 150 or more rushing attempts, his per-carry average of 4.98 yards led the NFL.

In 2016, Lewis returned from injury to play in seven regular season games with five starts and total 64 rushing attempts for 283 yards and 17 receptions for 94 yards. He helped the Patriots capture the Super Bowl title by playing in all three playoff games with two starts. He contributed in all three phases - rushing 25 times for 79 yards and a touchdown, catching five passes for 33 yards and a touchdown and returning five kickoffs for 162 yards and a touchdown.

Lewis played two seasons at the University of Pittsburgh (2009-10), where he finished fourth on the school's all-time rushing list with 2,860 yards.

The Albany, N.Y., native was originally selected by the Philadelphia Eagles in the fifth round (149th overall) of the 2011 NFL Draft.

2019 Notes:

- **At Cleveland (9/8)**, totaled three carries for seven yards and three receptions for six yards in the season opener.
- **Against Indianapolis (9/15)**, rushed for nine yards on three attempts and added one reception for five yards.
- **At Jacksonville (9/19)**, totaled three rushing attempts for 13 yards and added one reception for seven yards.
- **At Atlanta (9/29)**, rushed for 16 yards on four attempts and added four yards on four receptions.
- **Against Buffalo (10/6)**, produced 11 yards on two rushing attempts and 19 yards on two receptions.
- **At Denver (10/13)**, caught three passes for 20 yards and lost one yard on one rushing attempt.
- **At Carolina (11/3)**, totaled four rushing attempts for 20 yards and a team-high five receptions for 33 yards. He registered a season-long 15-yard run in the first quarter and a season-long 24-yard reception late in the second quarter.
- **Against Jacksonville (11/24)**, recorded five rushing attempts for 21 yards and added a 24-yard reception. He gained 24 yards on a screen pass to convert a third down in the first quarter.
- **At Oakland (12/8)**, totaled 26 yards on nine rushing attempts and added a five-yard reception.
- **Against Houston (12/15)**, recorded an 11-yard touchdown reception in the fourth quarter and added three rushing attempts for 10 yards. His touchdown reception was his first of 2019 and gave him seven career touchdown catches.
- **Against New Orleans (12/22)**, recorded his first start of the season and led the team with a season-high 68 rushing yards on 15 attempts, the latter of which also set a season high. His day included a 17-yard rushing attempt in the third quarter. He added a 19-yard reception to finish the contest with 87 scrimmage yards, his highest total since Nov. 5, 2018 at Dallas (122).
- **At Houston (12/29)**, recorded one rushing attempt for seven yards.
- **At New England (1/4)**, carried the ball twice for eight yards and added an eight-yard reception for a first down.
- **At Kansas City (1/11)**, caught one pass for six yards.



Lewis' Career Regular Season Rushing and Receiving Statistics (2011-12 with Philadelphia; 2013 with Cleveland; 2014 with Indianapolis; 2015-17 with New England):

| Year | GP | GS | Att | Yds | Avg | Lg | TD | Rec | Yds | Avg | Lg | TD |
|---------------|-----------|-----------|------------|--------------|-------------|-----------|-----------|------------|--------------|------------|-----------|----------|
| 2011 | 15 | 0 | 23 | 102 | 4.4 | 20 | 1 | 1 | -3 | -3.0 | -3 | 0 |
| 2012 | 9 | 0 | 13 | 69 | 5.3 | 17t | 1 | 2 | 24 | 12.0 | 28 | 0 |
| 2013 | 0 | 0 | | | | | | | | | | |
| 2014 | 0 | 0 | 0 | 0 | - | 0 | 0 | 0 | 0 | - | 0 | 0 |
| 2015 | 7 | 6 | 49 | 234 | 4.8 | 13 | 2 | 36 | 388 | 10.8 | 40 | 2 |
| 2016 | 7 | 5 | 64 | 283 | 4.4 | 15 | 0 | 17 | 94 | 5.5 | 16 | 0 |
| 2017 | 16 | 8 | 180 | 896 | 5.0 | 44 | 6 | 32 | 214 | 6.7 | 20 | 3 |
| 2018 | 16 | 7 | 155 | 517 | 3.3 | 36 | 1 | 59 | 400 | 6.8 | 37 | 1 |
| 2019 | 16 | 1 | 54 | 209 | 3.9 | 17 | 0 | 25 | 164 | 6.6 | 24 | 1 |
| Totals | 86 | 27 | 538 | 2,310 | 4.29 | 44 | 11 | 172 | 1,281 | 7.4 | 40 | 7 |

Lewis' Career Postseason Rushing and Receiving Statistics (2015-17 with New England):

| Year | GP | GS | Att | Yds | Avg | Lg | TD | Rec | Yds | Avg | Lg | TD |
|---------------|----------|----------|-----------|------------|------------|-----------|----------|-----------|------------|------------|-----------|----------|
| 2015 | 0 | 0 | 0 | 0 | - | 0 | 0 | 0 | 0 | - | 0 | 0 |
| 2016 | 3 | 2 | 25 | 79 | 3.2 | 13 | 1 | 5 | 33 | 6.6 | 13t | 1 |
| 2017 | 3 | 3 | 33 | 135 | 4.1 | 18 | 0 | 16 | 111 | 6.9 | 31 | 0 |
| 2019 | 3 | 0 | 2 | 8 | 4.0 | 6 | 0 | 2 | 14 | 7.0 | 8 | 0 |
| Totals | 9 | 5 | 60 | 222 | 3.7 | 18 | 1 | 23 | 158 | 6.9 | 31 | 1 |

Lewis' Regular Season Single-Game Highs:

Rushing Attempts - 26 vs. N.Y. Jets (12/31/17)

Rushing Yards - 129 vs. Buffalo (12/24/17)

Long Rush - 44 at Buffalo (12/5/17)

Rushing Touchdowns - 1 (11 times, last at Miami 9/9/18)

Receptions - 9 vs. Philadelphia (9/30/18)

Receiving Yards - 98 at Buffalo (9/20/15)

Long Reception - 40 at Buffalo (9/20/15)

Receiving Touchdowns - 1 (Seven times, last vs. Houston, 12/15/19)

Kickoff Returns - 5 at Atlanta (9/18/11)

Kickoff Return Yards - 113 at Atlanta (9/18/11)

Kickoff Return Long - 103t at Denver (11/12/17)

Kickoff Return Touchdowns - 1 at Denver (11/12/17)

Lewis' Playoff Single-Game Highs:

Rushing Attempts - 15 vs. Tennessee (1/13/18)

Rushing Yards - 62 vs. Tennessee (1/13/18)

Long Rush - 18 vs. Jacksonville (1/21/18)

Rushing Touchdowns - 1 vs. Houston (1/14/17)

Receptions - 9 vs. Tennessee (1/13/18)

Receiving Yards - 79 vs. Tennessee (1/13/18)

Long Reception - 31 vs. Tennessee (1/13/18)

Receiving Touchdowns - 1 vs. Houston (1/14/17)

Kickoff Returns - 3 (Twice, last vs. Philadelphia 2/4/18)

Kickoff Return Yards - 124 vs. Houston (1/14/17)

Kickoff Return Long - 98t vs. Houston (1/14/17)

Kickoff Return Touchdowns - 1 vs. Houston (1/14/17)

RECEPTIONS IN A SEASON BY FRANCHISE RBs

Dion Lewis set a career high with 59 receptions in 2018, his first season with the Titans since joining the club as an unrestricted free agent from the New England Patriots. He ranked second on the team in receptions and third in receiving yards (400).

Lewis' 59 catches made up the third-highest total in franchise history by a running back and were the most since 1995 (**Todd McNair**).

Most receptions in a season by a running back, franchise history:

| Player | Season | Receptions |
|----------------------|-------------|------------|
| 1. Butch Woolfolk | 1985 | 80 |
| 2. Todd McNair | 1995 | 60 |
| 3. Dion Lewis | 2018 | 59 |
| 4. Chris Johnson | 2011 | 57 |
| Lorenzo White | 1992 | 57 |
| Fred Willis | 1973 | 57 |
| 7. Sid Blanks | 1964 | 56 |
| 8. Ode Burrell | 1965 | 55 |
| 9. DeMarco Murray | 2016 | 53 |
| 10. Eddie George | 2000 | 50 |
| Chris Johnson | 2009 | 50 |

MORE TITANS RUNNING BACKS

41 - RB/FB KHARI BLASINGAME (6-0, 233, Rookie, Vanderbilt)

- **Khari Blasingame** was signed as a free agent off the Minnesota Vikings' practice squad on Nov. 13, 2019. He originally entered the NFL as a rookie free agent with the Vikings in 2019 and spent the first 10 weeks of his rookie season on the practice squad.
- His 2019 totals included four receptions for 54 yards in six games (three starts). In the playoffs, he played in three games with one start.
- In a four-year career at Vanderbilt, Blasingame played in 43 games and totaled 997 rushing yards (238 attempts) with 15 touchdowns on the ground. He added 35 receptions for 380 yards and two touchdown grabs.
- During his final season with the Commodores (2018), he played in all 13 games with two starts, rushing for 401 yards and five touchdowns on 96 attempts, while adding 25 receptions for 320 yards and a score.
- He is a native of New Market, Ala., a short distance from the Tennessee-Alabama border and a 2 1/2 hour drive from Nashville.

2019 Notes:

- **Against Jacksonville (11/24)**, recorded his first career game and his first career start after being signed off the practice squad of the Minnesota Vikings on Nov. 13. He contributed one special teams tackle against the Jaguars.
- **At Oakland (12/8)**, totaled 47 receiving yards on a pair of receptions. He notched his first NFL reception in the first quarter, catching a 24-yard pass from Ryan Tannehill. He added a 23-yard reception in the third quarter.
- **At Houston (12/29)**, caught one pass for seven yards and contributed to Derrick Henry's 211 rushing yards.
- **At New England (1/4)**, started in his postseason debut and helped Derrick Henry rush for 182 yards. He forced a Patriots fumble that was recovered by the Titans on the game-ending kickoff return.

32 - RB DAVID FLUELLEN (5-11, 224, 3rd Year, Toledo)

- **David Fluellen** has been with the Titans since 2016.
- His 2019 season came to an end after four games, when he was placed on injured reserve on Oct. 4. He appeared in two games but did not record a statistic.
- In 2018, he played in seven games before landing on injured reserve for the remainder of the campaign. His totals included four carries for 16 yards and two special teams tackles.
- In 2017, Fluellen appeared in all 16 games during the regular season. Appearing primarily on special teams, he registered nine special teams tackles and added four carries for 21 yards. He played in both postseason games, contributing one special teams tackle.
- He spent Weeks 10-14 of the 2016 season on the 53-man roster and the rest of the campaign on the practice squad. He was inactive for the three games he spent on the active roster (11/20, 11/27 and 12/11).
- The 5-foot-11 inch, 224-pounder was originally signed by the Philadelphia Eagles as a rookie free agent in 2014. Before spending the 2015 season on the Titans' practice squad, Fluellen also spent time with the Indianapolis Colts.
- A native of Lockport, N.Y., Fluellen finished his collegiate career fourth on Toledo's all-time rushing list with 3,336 yards.



TITANS TIGHT ENDS

| No. | Name | Ht | Wt | Exp | College |
|-----|----------------------|-----|-----|-----|-----------------------|
| 86 | Firkser, Anthony | 6-2 | 246 | 2 | Harvard |
| 85 | Pruitt, MyCole | 6-2 | 245 | 4 | Southern Illinois |
| 81 | Smith, Jonnu | 6-3 | 248 | 3 | Florida International |
| 82 | Walker, Delanie (IR) | 6-2 | 248 | 14 | Central Missouri |

#81 • TE JONNU SMITH

[CLICK FOR COMPLETE BIO](#)



Tight end **Jonnu Smith** (6-3, 248) completed his third NFL season in 2019. He was selected by the Titans in the third round (100th overall) of the 2017 NFL Draft.

Smith returned from a serious knee injury in 2018 to play in all 16 games with a career-high 14 starts in 2019. He set career highs with 35 receptions and 439 receiving yards and tied his career high with three touchdown catches. In the playoffs, he started all three games and contributed six receptions for 59 yards and one touchdown. He was named the team's 2019 Ed Block Courage Award recipient.

Smith's 2018 campaign came to a premature end when he suffered a knee injury against the Jacksonville Jaguars on Dec. 6 and was subsequently placed on injured reserve on Dec. 11. Prior to the injury, he played in 13 games with 12 starts and achieved then-career highs with 20 receptions, 258 receiving yards and three touchdowns. He led the club's tight ends in all three categories at the time of his injury.

During the 2017 regular season, Smith was one of three rookie tight ends to appear in all 16 games (**Gerald Everett** and **David Njoku**) and one of two rookie tight ends with at least 13 starts (**O.J. Howard**). He caught 18 passes for 157 yards and two touchdowns, ranking fifth among all rookie tight end in receptions. He also caught three passes for 19 yards in two postseason games.

Smith concluded his four-year career at Florida International University's all-time leader among tight ends in receptions and receiving yards, totaling 178 receptions for 2,001 yards and 18 touchdowns. On the school's all-time receiving list, regardless of position, Smith finished fourth in receptions, fifth in receiving yards and third in receiving touchdowns.

Smith finished his collegiate career registering at least one reception in every game he played. The 43-game streak was the second-longest streak of its kind in school annals.

During his senior campaign, he started 11 games and earned second-team All-Conference USA honors. He registered 42 receptions for 506 yards and four touchdowns.

As a sophomore (2014), led all college tight ends with 61 receptions, 710 receiving yards and eight touchdown catches.

Smith is a native of Philadelphia, Pa.

2019 Notes:

- **At Cleveland (9/8)**, returned to the lineup for the first time since suffering a season-ending injury on Dec. 6, 2018 and had one reception for seven yards. He also recorded his first career rushing attempt, gaining 10 yards for a first down in the second quarter.
- **At Jacksonville (9/19)**, caught two passes for 20 yards, including a 20-yard reception in the third quarter.
- **At Atlanta (9/29)**, registered one catch for five yards.
- **Against Buffalo (10/6)**, caught a screen pass and turned it into a 57-yard reception in the third quarter. The reception was the second-longest catch of his career (61-yard touchdown at Houston, Nov. 26, 2018).
- **At Denver (10/13)**, recorded an eight-yard reception.
- **Against the Los Angeles Chargers (10/20)**, set a new career high with 64 receiving yards on three receptions, topping his previous high of 63 yards at Houston on Nov. 26, 2018. He caught a 24-yard pass from Ryan Tannehill on the offense's first snap of the game, and on a third-and-14 in

the third quarter, he took a short pass and went 35 yards for a first down.

➤ **Against Tampa Bay (10/27)**, totaled 78 yards and a touchdown on six receptions, setting a career high in receiving yards for the second consecutive week. His six receptions matched his career high. In the first quarter, he caught a five-yard touchdown pass from Ryan Tannehill to notch his sixth career touchdown catch. He also registered a 26-yard reception in the second quarter and a 20-yard catch in the fourth quarter.

➤ **At Carolina (11/3)**, caught three passes for 18 yards.

➤ **Against Kansas City (11/10)**, led the team with four receptions and totaled 30 receiving yards. He surpassed his career season highs in both receptions (20 in 2018) and receiving yards (258 in 2018).

➤ **Against Jacksonville (11/24)**, recorded four yards on a rushing attempt.

➤ **At Indianapolis (12/1)**, posted two receptions (no yards).

➤ **At Oakland (12/8)**, totaled three receptions for 29 yards and one touchdown. He recorded a 17-yard touchdown reception on a pass from Ryan Tannehill in the fourth quarter to give him two touchdowns in 2019.

➤ **Against Houston (12/15)**, caught five passes for 60 yards and added a 57-yard rushing attempt. His 117 scrimmage yards were the most of his career, topping his previous career high of 78 scrimmage yards against the Tampa Bay Buccaneers on Oct. 27, 2019. His 57-yard rushing attempt came on the first play of the fourth quarter and helped lead to a touchdown. It was the longest rushing attempt by an NFL tight end since New York Jets tight end Rich Caster was credited with a 60-yarder against the Washington Redskins on Dec. 5, 1976. Smith caught passes on three consecutive plays in the fourth quarter, including a 23-yard reception. He had a 17-yarder earlier in the fourth quarter.

➤ **Against New Orleans (12/22)**, totaled 63 yards and one touchdown on three catches. His yardage total tied for the third-highest number of his career. In the first quarter, he took a pass from Ryan Tannehill 41 yards for his third-longest career reception and his second-longest career touchdown catch. He tied his career high with his third touchdown reception of the season.

➤ **At Houston (12/29)**, recorded a seven-yard rushing attempt.

➤ **At New England (1/4)**, registered one reception for nine yards.

➤ **At Baltimore (1/11)**, totaled two receptions for 12 yards and recorded his first career postseason touchdown. In the first quarter, he caught a 12-yard touchdown pass from Ryan Tannehill on third down.

➤ **At Kansas City (11/19)**, contributed three receptions for 38 yards. He recorded a 22-yard reception in the first quarter, which led to a Titans touchdown on the next play.

Smith's Career Regular Season Statistics:

| Year | GP | GS | Rec | Yds | Avg | Lg | TD |
|---------------|-----------|-----------|-----------|------------|-------------|-----------|----------|
| 2017 | 16 | 13 | 18 | 157 | 8.7 | 32t | 2 |
| 2018 | 13 | 12 | 20 | 258 | 12.9 | 61t | 3 |
| 2019 | 16 | 14 | 35 | 439 | 12.5 | 57 | 3 |
| Totals | 45 | 39 | 73 | 854 | 11.7 | 61 | 8 |

Smith's Career Postseason Statistics:

| Year | GP | GS | Rec | Yds | Avg | Lg | TD |
|---------------|----------|----------|----------|-----------|------------|-----------|----------|
| 2017 | 2 | 1 | 3 | 19 | 6.3 | 10 | 0 |
| 2019 | 3 | 3 | 6 | 59 | 9.8 | 22 | 1 |
| Totals | 5 | 4 | 9 | 78 | 8.7 | 22 | 1 |

Smith's NFL Regular Season Single-Game Highs:

Receptions - 6 (Twice, last vs. Tampa Bay, 10/27/19)

Receiving Yards - 78 vs. Tampa Bay (10/27/19)

Long Reception - 61t at Houston (11/26/18)

Touchdowns - 1 (eight times, last vs. New Orleans, 12/22/19)

Smith's NFL Playoff Single-Game Highs:

Receptions - 3 at Kansas City (1/19/20)

Receiving Yards - 38 at Kansas City (1/19/20)

Long Reception - 22 at Kansas City (1/19/20)

Receiving Touchdowns - 1 at Baltimore (1/11/20)

YARDS AFTER CATCH

Tight end **Jonnu Smith** emerged in 2019 as one of the team's top playmakers and one of the NFL's most capable tight ends in production after the catch. He had 35 receptions for 439 yards during the season, and according to Sportradar, 273 of his receiving yards came after the catch—an average of 7.8 yards after each reception.

Among all qualifying NFL tight ends in 2019 (minimum 32 receptions), Smith's 7.8 average yards after catch ranked second. Only Denver Broncos first-round pick **Noah Fant** (8.3) averaged more YAC than Smith.

Per Sportradar, tight ends with the highest average yards after catch per reception in 2019 (minimum 32 receptions):

| Player | Team | Rec | Rec Yds | YAC | Avg YAC |
|-----------------------|-------------------------|-----------|------------|------------|------------|
| 1. Noah Fant | Denver Broncos | 40 | 562 | 330 | 8.3 |
| 2. Jonnu Smith | Tennessee Titans | 35 | 439 | 273 | 7.8 |
| 3. George Kittle | San Francisco 49ers | 85 | 1,053 | 599 | 7.0 |
| 4. Jordan Akins | Houston Texans | 36 | 418 | 246 | 6.8 |
| 5. Darren Waller | Oakland Raiders | 90 | 1,145 | 570 | 6.3 |
| T.J. Hockenson | Detroit Lions | 32 | 367 | 200 | 6.3 |
| 7. Jimmy Graham | Green Bay Packers | 38 | 447 | 226 | 5.9 |
| Jared Cook | New Orleans Saints | 43 | 705 | 254 | 5.9 |
| 9. Tyler Higbee | Los Angeles Rams | 69 | 734 | 396 | 5.7 |
| Evan Engram | New York Giants | 44 | 467 | 252 | 5.7 |

SMITH EXCEEDS 600 SNAPS

A year after leading all rookie tight ends with 13 starts in 2017, **Jonnu Smith** continued to see a high rate of offensive snaps in 2018, his second NFL season.

Despite spending the final three contests on injured reserve, he participated in 609 total offensive snaps in 2018 (including penalized plays), a total that ranked fourth among all tight ends in their rookie, first-year or second-year seasons. The only three such tight ends with more offensive snaps than Smith were San Francisco's **George Kittle** (925), Cleveland's **David Njoku** (863) and the New York Jets' **Christopher Herndon** (624).

Smith's offensive play total ranked third among all non-linemen on the Titans. Only wide receiver **Corey Davis** (870) and quarterback **Marcus Mariota** (773) had more.

Most offensive snaps in 2018 among rookie, first-year and second-year tight ends (includes offensive plays called back due to penalty):

| Player | Team | Offensive Snaps |
|------------------------|-------------------------|-----------------|
| 1. George Kittle | San Francisco 49ers | 925 |
| 2. David Njoku | Cleveland Browns | 863 |
| 3. Christopher Herndon | New York Jets | 624 |
| 4. Jonnu Smith | Tennessee Titans | 609 |
| 5. Ricky Seals-Jones | Arizona Cardinals | 535 |
| 6. Ian Thomas | Carolina Panthers | 526 |
| 7. Dallas Goedert | Philadelphia Eagles | 520 |
| 8. Evan Engram | New York Giants | 471 |
| 9. Jordan Thomas | Houston Texans | 470 |
| 10. O.J. Howard | Tampa Bay Buccaneers | 433 |



STARTS BY ROOKIE TIGHT ENDS

In 2017, **Jonnu Smith** started 13 games as a rookie. Since 2000, he became only the fifth NFL rookie tight end drafted in the third round or later to record at least 13 starts, joining **Randy McMichael** (16 starts in 2002), **Dwayne Allen** (16 in 2012), **Tony Moeaki** (15 in 2010) and **Eric Johnson** (14 in 2001).

Most starts by a rookie tight end drafted in the third round or later, 2000–2017:

| Rookie TE | Team | Season | Draft Round | Starts |
|-----------------------|------------------|-------------|------------------|-----------|
| 1. Randy McMichael | Miami | 2002 | 4th Round | 16 |
| Dwayne Allen | Indianapolis | 2012 | 3rd Round | 16 |
| 3. Tony Moeaki | Kansas City | 2010 | 3rd Round | 15 |
| 4. Eric Johnson | San Francisco | 2001 | 7th Round | 14 |
| 5. Jonnu Smith | Tennessee | 2017 | 3rd Round | 13 |
| 6. Shawn Nelson | Buffalo | 2009 | 4th Round | 12 |
| Owen Daniels | Houston | 2006 | 4th Round | 12 |
| 8. Casey Fitzsimmons | Detroit | 2003 | Undrafted | 11 |
| Antonio Gates | San Diego | 2003 | Undrafted | 11 |
| 10. Alex Smith | Tampa Bay | 2005 | 3rd Round | 10 |
| Matt Schobel | Cincinnati | 2002 | 3rd Round | 10 |

#82 • TE DELANIE WALKER

[CLICK FOR COMPLETE BIO](#)

Tight end **Delanie Walker** (6-0, 248) finished his 14th NFL season and his seventh campaign with the Titans in 2019. He was signed as an unrestricted free agent on March 14, 2013 after spending the first seven years of his career with the San Francisco 49ers.

Walker finished each of the 2018 and 2019 seasons on injured reserve. In 2019, he was placed on injured reserve with an ankle injury on Nov. 27 after appearing in seven games (four starts). He caught 21 passes for 215 yards and two touchdowns.

His 2018 season came to an end on Sept. 10 after he was placed on injured reserve due to a leg injury he suffered in the season opener at Miami the previous day.

In Walker's time with the Titans, he has put his name among the top players in franchise history at his position. Through 2019, his 381 receptions and 4,423 receiving yards ranked second in franchise history among tight ends behind only **Frank Wycheck** (482 for 4,958). Walker's 28 touchdown receptions set the organization's benchmark for tight ends, surpassing Wycheck (27).

From 2013–2017, Walker totaled 356 receptions for 4,156 yards and 26 touchdowns. In those five seasons, no NFL tight end totaled more receptions than Walker.

Walker posted at least 60 receptions in each of his first five seasons in Tennessee. Prior to his arrival, Wycheck was the only Titans/Oilers tight end to reach the plateau in a single campaign. Walker also recorded the top four single-season receiving yardage totals in franchise history among tight ends from 2014–2017.

Walker and Kansas City's Travis Kelce were the NFL's only tight ends to post at least 800 receiving yards every season from 2014–2017.

In 2017, Walker was named to his third consecutive Pro Bowl after leading the club with 74 receptions and 807 receiving yards. His three touchdown catches ranked second on the squad. Among all NFL tight ends, his reception total tied for third place, and his yardage total ranked fourth.

In 2016, Walker tied for the team lead with 65 catches for 800 yards and a career-high seven touchdowns, and he was named to his second consecutive Pro Bowl. He ranked sixth in receiving yards among NFL tight ends, and he was second in the AFC behind only Kansas City's **Travis Kelce**. Also among tight ends, his reception total tied for eighth in the NFL, and his touchdown total tied for third.

In 2015, Walker set new team records among tight ends with 94 receptions and 1,088 receiving yards. He broke his own receiving yardage record (890 in 2014) and Wycheck's reception record (70 in 1998 and 2000) for franchise tight ends. On the team's all-time single-season receptions list, regardless of position, Walker tied wide receiver **Kendall Wright** (94 receptions in 2013) for the fifth-highest total. Walker's 94 receptions tied **Jason Witten** (94 catches in 2009 and 2010) for the 10th–highest total in

NFL history by a tight end.

In 2014, Walker's team-leading 890 receiving yards set a then-career high and set a new standard among Titans/Oilers tight ends, eclipsing Wycheck's 768 receiving yards in 1998. Walker's 63 receptions in 2014 at the time also led the team, set a career high, and tied for fourth in team annals.

Appearing in 15 games with 11 starts in 2013, he totaled 60 receptions for 571 yards and six touchdowns. He set then-career highs in all three categories. Also, he became the only tight end in franchise history other than Wycheck to reach 60 receptions in a single season. Wycheck accomplished the feat five times from 1997 through 2001, including 70 receptions in both 1998 and 2000 to establish the record for Titans/Oilers tight ends. Walker's six touchdown receptions tied for fourth place in franchise history among tight ends and were the most since Wycheck's six in 1996.

Prior to his arrival in Tennessee, the former sixth-round pick appeared in 99 career regular-season games with the 49ers (40 starts) and totaled 123 receptions for 1,465 yards (11.9 avg.) and eight touchdowns. A regular contributor on special teams, Walker posted 61 special teams tackles as well as 31 kickoff returns for 528 yards during his time in San Francisco.

In 2012, Walker played an integral role in the 49ers' second consecutive playoff season, as he teamed with Vernon Davis to form one of the NFL's top tight-end duos. He saw action in all 16 regular-season games (four starts) and set a career high with 344 yards and three touchdowns (matched career high) on 21 receptions. His average of 16.4 yards per catch was the highest among all NFL tight ends with 20 or more catches.

During the 2012 playoffs, he appeared in all three games and started in Super Bowl XLVII. In the Super Bowl, he recorded three receptions for 48 yards.

Walker was a sixth-round pick in the 2006 NFL Draft. As a rookie, he appeared in only seven games with one start. Then, in 2007, he played in all 16 contests and set a career high with 10 starts. It began a string of six seasons (2007–12) during which he missed a total of four games. In 2010, he set his career high with 29 receptions.

A native of Pomona, Calif., Walker spent two seasons (2002–03) at Mt. San Antonio (Calif.) Community College before joining the University of Central Missouri Mules for his final two collegiate campaigns (2004–05). As a wide receiver at Central Missouri, he caught 113 passes for 1,347 yards in 20 games. The 49ers selected him with the 175th overall pick in the 2006 NFL Draft.

2019 Notes:

- **At Cleveland (9/8)**, returned to the field for a regular season game 364 days after suffering a season-ending injury in the 2018 season opener at Miami (Sept. 9, 2018). He totaled a team-high five receptions for 55 yards and two touchdowns. He scored on an 11-yard touchdown pass from Marcus Mariota in the fourth quarter, and on the next drive, he scored on a seven-yard pass from Mariota. His two touchdown passes tied his career high, marking the third time in his career he accomplished the feat. With two touchdown receptions—his 27th and 28th with the franchise—Walker surpassed Frank Wycheck (27 touchdown receptions) for the most in franchise history among tight ends. He also tied former wide receiver Nate Washington (28) for eighth place on the franchise's all-time touchdown receptions list.
- **Against Indianapolis (9/15)**, led the team with four receptions and 39 receiving yards.
- **At Jacksonville (9/19)**, accumulated 64 yards on a team-high seven receptions. It was his third consecutive game to lead the team in receptions to begin the 2019 campaign. His totals included a 29-yard catch in the fourth quarter.
- **At Atlanta (9/29)**, on a three-yard reception in the first quarter, recorded the 500th reception of his career. He became the 16th tight end in NFL history to reach 500. He also joined Jason Witten, Greg Olsen, Jimmy Graham, Vernon Davis and Ben Watson as the only active NFL tight ends to reach 500 career receptions.
- **Against Buffalo (10/6)**, recorded a 10-yard reception.
- **At Denver (10/13)**, recorded his 100th career start and caught three passes for 43 yards. He extended his streak to 83 consecutive games played in a Titans uniform with a reception to pass Ernest Givins (82) and Charlie Hennigan (82) for second place in franchise history behind only Frank Wycheck (99).
- **Against the Los Angeles Chargers (10/20)**, played but did not tally a reception, ending the franchise's second-longest all-time streak of consecutive games played with a reception. Walker's streak spanned 83 games, second only to Frank Wycheck (99).
- **Against Tampa Bay (10/27)**, at **Carolina (11/3)**, against **Kansas City (11/10)** and against **Jacksonville (11/24)**, he was inactive with an ankle



injury.

➤ Placed on injured reserve on Nov. 27.

Walker's Career Regular Season Statistics:

| Year | Team | GP | GS | Rec | Yds | Avg | Lg | TD |
|---------------|------|------------|------------|------------|--------------|-------------|-----------|-----------|
| 2006 | SF | 7 | 1 | 2 | 30 | 15.0 | 29 | 0 |
| 2007 | SF | 16 | 10 | 21 | 174 | 8.3 | 26 | 1 |
| 2008 | SF | 15 | 2 | 10 | 155 | 15.5 | 53 | 1 |
| 2009 | SF | 16 | 8 | 21 | 233 | 11.1 | 39 | 0 |
| 2010 | SF | 14 | 8 | 29 | 331 | 11.4 | 38 | 0 |
| 2011 | SF | 15 | 7 | 19 | 198 | 10.4 | 29t | 3 |
| 2012 | SF | 16 | 4 | 21 | 344 | 16.4 | 45 | 3 |
| 2013 | Ten | 15 | 11 | 60 | 571 | 9.5 | 33 | 6 |
| 2014 | Ten | 15 | 14 | 63 | 890 | 14.1 | 68 | 4 |
| 2015 | Ten | 15 | 10 | 94 | 1,088 | 11.6 | 61t | 6 |
| 2016 | Ten | 15 | 10 | 65 | 800 | 12.3 | 47 | 7 |
| 2017 | Ten | 16 | 11 | 74 | 807 | 10.9 | 42 | 3 |
| 2018 | Ten | 1 | 1 | 4 | 52 | 13.0 | 16 | 0 |
| 2019 | Ten | 7 | 4 | 21 | 215 | 10.2 | 29 | 2 |
| Totals | | 183 | 100 | 504 | 5,888 | 11.7 | 68 | 36 |

Walker's Career Postseason Statistics:

| Year | Team | GP | GS | Rec | Yds | Avg | Lg | TD |
|-----------------------|------|----------|----------|-----------|-----------------|-------------|-----------|----------|
| 2011 | SF | 1 | 1 | 2 | 36 | 18.0 | 29 | 0 |
| 2012 | SF | 3 | 1 | 5 | 85 | 17.0 | 28 | 0 |
| 2017 | Ten | 2 | 2 | 9 | 123 | 13.7 | 36 | 0 |
| 2019 | Ten | 0 | 0 | | Injured Reserve | | | |
| Playoff Totals | | 6 | 4 | 16 | 244 | 15.3 | 36 | 0 |

Walker's Regular Season Single-Game Highs:

Receptions - 10 (Twice, last vs. Dallas 9/14/14)
Receiving Yards - 155 at Philadelphia (11/23/14)
Long Reception - 68 at Philadelphia (11/23/14)
Touchdowns - 2 (Three times, last at Cleveland, 9/8/19)

Walker's Playoff Single-Game Highs:

Receptions - 6 at Kansas City (1/6/18)
Receiving Yards - 74 at Kansas City (1/6/18)
Long Reception - 36 at New England (1/13/18)

CONSECUTIVE GAMES WITH A RECEPTION

Delanie Walker caught at least one pass in every game for a streak of 83 consecutive games—every contest in which he participated from the time he joined the Titans in 2013 through Oct. 13, 2019.

He moved past **Ernest Givins** (82 games from 1988–1993) and **Charlie Hennigan** (82 games from 1960–1966) for second place in franchise history.

Walker's streak was longer than all others in team annals besides tight end **Frank Wycheck's** 99 consecutive games with a reception from 1996–2002.

Most consecutive individual games played with a pass reception, franchise history:

| Player | Seasons | Games |
|--------------------------|------------------|-----------|
| 1. Frank Wycheck | 1996–2002 | 99 |
| 2. Delanie Walker | 2013–2019 | 83 |
| 3. Ernest Givins | 1988–1993 | 82 |
| Charlie Hennigan | 1960–1966 | 82 |
| 5. Ken Burrough | 1971–1978 | 80 |
| 6. Drew Hill | 1986–1991 | 76 |
| 7. Nate Washington | 2009–2013 | 71 |
| 8. Kendall Wright | 2012–2016 | 63 |
| 9. Bob McLeod | 1961–1966 | 58 |
| 10. Charley Frazier | 1962–1968 | 55 |

Walker's streak of consecutive NFL games with a reception was even longer than his Titans streak. He began his career with the San Francisco 49ers (2006–2012), and he finished his time in San Francisco with at least one reception in his final seven games.

His streak of 90 consecutive NFL games with a reception led all NFL tight ends and ranked sixth overall in the NFL at the time it came to an end.

FRANCHISE RECEIVING LIST

Among all players in franchise history, tight end **Delanie Walker** ranks eighth in career receptions, ninth in receiving yards and eighth in touchdown receptions.

Most career receptions in franchise history:

| Player (Position) | Seasons | Receptions |
|-------------------------------|------------------|------------|
| 1. Ernest Givins (WR) | 1986-1994 | 542 |
| 2. Haywood Jeffires (WR) | 1987-1995 | 515 |
| 3. Frank Wycheck (TE) | 1995-2003 | 482 |
| 4. Drew Hill (WR) | 1985-1991 | 480 |
| 5. Derrick Mason (WR) | 1997-2004 | 453 |
| 6. Charlie Hennigan (WR) | 1960-1966 | 410 |
| 7. Ken Burrough (WR) | 1971-1981 | 408 |
| 8. Delanie Walker (TE) | 2013-2019 | 381 |
| 9. Curtis Duncan (WR) | 1987-1993 | 322 |
| 10. Nate Washington (WR) | 2009-2014 | 307 |

Most career receiving yards in franchise history:

| Player (Position) | Seasons | Rec Yards |
|-------------------------------|------------------|--------------|
| 1. Ernest Givins (WR) | 1986-1994 | 7,935 |
| 2. Drew Hill (WR) | 1985-1991 | 7,477 |
| 3. Ken Burrough (WR) | 1971-1981 | 6,906 |
| 4. Charlie Hennigan (WR) | 1960-1966 | 6,823 |
| 5. Haywood Jeffires (WR) | 1987-1995 | 6,119 |
| 6. Derrick Mason (WR) | 1997-2004 | 6,114 |
| 7. Frank Wycheck (TE) | 1995-2003 | 4,958 |
| 8. Nate Washington (WR) | 2009-2014 | 4,591 |
| 9. Delanie Walker (TE) | 2013-2019 | 4,423 |
| 10. Drew Bennett (WR) | 2001-2006 | 4,033 |

Most career receiving touchdowns in franchise history:

| Player (Position) | Seasons | Rec TDs |
|-------------------------------|------------------|-----------|
| 1. Charlie Hennigan (WR) | 1960-1966 | 51 |
| 2. Ken Burrough (WR) | 1971-1981 | 47 |
| Haywood Jeffires (WR) | 1987-1995 | 47 |
| Drew Hill (WR) | 1985-1991 | 47 |
| 5. Ernest Givins (WR) | 1986-1994 | 46 |
| 6. Derrick Mason (WR) | 1997-2004 | 37 |
| 7. Bill Groman (WR) | 1960-1962 | 32 |
| 8. Delanie Walker (TE) | 2013-2019 | 28 |
| Nate Washington (WR) | 2009-2014 | 28 |
| 10. Frank Wycheck (TE) | 1995-2003 | 27 |



CAREER CATCHES BY FRANCHISE TIGHT ENDS

On Nov. 13, 2016, **Delanie Walker** moved into second place on the team's all-time receptions list among tight ends.

Walker, who was signed as an unrestricted free agent in 2013, trails only former tight end **Frank Wycheck** (482) on the club's tight ends list.

Most career receptions by a tight end in franchise history:

| Player | Seasons | Rec | Yds | Avg | Lg | TD |
|--------------------------|------------------|------------|--------------|-------------|-----------|-----------|
| 1. Frank Wycheck | 1995-2003 | 482 | 4,958 | 10.3 | 42 | 27 |
| 2. Delanie Walker | 2013-2019 | 381 | 4,423 | 11.6 | 68 | 28 |
| 3. Bo Scaife | 2005-2010 | 251 | 2,383 | 9.5 | 44 | 12 |
| 4. Alvin Reed | 1967-1972 | 199 | 2,818 | 14.2 | 60 | 11 |
| 5. Erron Kinney | 2000-2005 | 178 | 1,750 | 9.8 | 31 | 10 |
| 6. Willard Dewveall | 1961-1964 | 141 | 2,080 | 14.8 | 98t | 19 |
| 7. Mike Barber | 1976-1981 | 140 | 1,886 | 13.5 | 79t | 13 |
| 8. Jared Cook | 2009-2012 | 131 | 1,717 | 13.1 | 80t | 8 |
| 9. Bob McLeod | 1961-1966 | 126 | 1,926 | 15.3 | 55 | 19 |
| 10. Jamie Williams | 1984-1988 | 121 | 1,420 | 11.7 | 33 | 8 |

TIGHT ENDS IN 2017

In 2017, **Delanie Walker** led the Titans with 74 receptions and 807 receiving yards. Among all tight ends, his reception total was eclipsed by only that of **Travis Kelce** (83) and **Jack Doyle** (80), and his yardage total ranked fourth behind **Rob Gronkowski** (1,084), Kelce (1,038) and **Zach Ertz** (824).

Most receptions by tight ends in 2017:

| Tight End | Team | Receptions |
|--------------------------|------------------|------------|
| 1. Travis Kelce | Kansas City | 83 |
| 2. Jack Doyle | Indianapolis | 80 |
| 3. Delanie Walker | Tennessee | 74 |
| Zach Ertz | Philadelphia | 74 |
| 5. Rob Gronkowski | New England | 69 |
| 6. Evan Engram | NY Giants | 64 |
| 7. Jason Witten | Dallas | 63 |
| 8. Benjamin Watson | Baltimore | 61 |
| 9. Jimmy Graham | Seattle | 57 |
| Kyle Rudolph | Minnesota | 57 |

Most receiving yards by tight ends in 2017:

| Tight End | Team | Receiving Yards |
|--------------------------|------------------|-----------------|
| 1. Rob Gronkowski | New England | 1,084 |
| 2. Travis Kelce | Kansas City | 1,038 |
| 3. Zach Ertz | Philadelphia | 824 |
| 4. Delanie Walker | Tennessee | 807 |
| 5. Evan Engram | NY Giants | 722 |
| 6. Jack Doyle | Indianapolis | 690 |
| 7. Jared Cook | Oakland | 688 |
| 8. Vernon Davis | Washington | 648 |
| 9. Cameron Brate | Tampa Bay | 591 |
| 10. Hunter Henry | LA Chargers | 579 |

CAREER RECEIVING BY ACTIVE TIGHT ENDS

Delanie Walker entered the 2019 campaign with 5,673 receiving yards. Among all active NFL tight ends entering the season, only **Jason Witten**, **Greg Olsen**, **Vernon Davis** and **Jimmy Graham** had more career receiving yards than Walker.

Walker also ranked fifth among active tight ends in career receptions entering the 2019 season.

Walker missed all but one game of the 2018 season due to an injury and was limited to seven games in 2019 before landing on injured reserve.

Most career receiving yards among active NFL tight ends:

| Tight End | Receiving Yards |
|--------------------------|-----------------|
| 1. Jason Witten | 12,977 |
| 2. Greg Olsen | 8,444 |
| 3. Jimmy Graham | 7,883 |
| 4. Vernon Davis | 7,562 |
| 5. Travis Kelce | 6,465 |
| 6. Jared Cook | 6,169 |
| 7. Benjamin Watson | 6,058 |
| 8. Delanie Walker | 5,888 |
| 9. Zach Ertz | 5,743 |
| 10. Marcedes Lewis | 4,697 |

Most career receptions among active NFL tight ends:

| Tight End | Receptions |
|--------------------------|------------|
| 1. Jason Witten | 1,215 |
| 2. Greg Olsen | 718 |
| 3. Jimmy Graham | 649 |
| 4. Vernon Davis | 583 |
| 5. Benjamin Watson | 547 |
| 6. Zach Ertz | 525 |
| 7. Travis Kelce | 507 |
| 8. Delanie Walker | 504 |
| 9. Jared Cook | 468 |
| 10. Kyle Rudolph | 425 |

50-CATCH SEASONS, FRANCHISE HISTORY

Delanie Walker recorded his fifth consecutive campaign with at least 50 catches in 2017. He became the sixth player in franchise history to record 50 receptions in at least five different seasons. Only four previous Oilers/Titans did so in five consecutive seasons.

Walker joined the Titans as a free agent in 2013. Since then, he has posted season totals of 60 (2013), 63 (2014), 94 (2015) and 65 (2016) receptions.

Most consecutive seasons with 50 or more receptions, franchise history:

| Player (Pos) | Years | Consecutive Seasons |
|-------------------------------|------------------|---------------------|
| 1. Ernest Givins (WR) | 1986-1993 | 8 |
| 2. Frank Wycheck (TE) | 1996-2001 | 6 |
| Haywood Jeffires (WR) | 1990-1995 | 6 |
| 4. Delanie Walker (TE) | 2013-2017 | 5 |
| Derrick Mason (WR) | 2000-2004 | 5 |
| 6. Charlie Hennigan (WR) | 1961-1964 | 4 |

Most total seasons with 50 or more receptions, franchise history:

| Player (Pos) | Years | Total Seasons |
|-------------------------------|----------------------|---------------|
| 1. Ernest Givins (WR) | 1986-1993 | 8 |
| 2. Frank Wycheck (TE) | 1996-2001 | 6 |
| Haywood Jeffires (WR) | 1990-1995 | 6 |
| Drew Hill (WR) | 1985-1986; 1988-1991 | 6 |
| 5. Delanie Walker (TE) | 2013-2017 | 5 |
| Derrick Mason (WR) | 2000-2004 | 5 |
| 7. Charlie Hennigan (WR) | 1961-1964 | 4 |

TIGHT END RECEPTIONS, 2013-17

Delanie Walker joined the Titans in 2013 as an unrestricted free agent from the San Francisco 49ers. For his first five seasons with the team (2013-17), no NFL tight end had more receptions than Walker.

Most receptions among tight ends, 2013–2017:

| Tight End | Receptions | Rec Yards |
|--------------------------|------------|--------------|
| 1. Delanie Walker | 356 | 4,156 |
| 2. Jason Witten | 346 | 3,500 |
| 3. Jimmy Graham | 341 | 4,152 |
| 4. Greg Olsen | 331 | 4,192 |
| 5. Zach Ertz | 321 | 3,664 |
| 6. Travis Kelce | 307 | 3,900 |
| 7. Martellus Bennett | 293 | 3,101 |
| 8. Rob Gronkowski | 287 | 4,516 |
| 9. Antonio Gates | 285 | 3,187 |
| 10. Charles Clay | 284 | 3,002 |

RECEPTIONS OF 25+ YARDS, 2014-17

From the start of the 2014 campaign through 2017, **Delanie Walker** ranked third in the NFL among tight ends with 27 receptions of 25 yards or longer. Only New England's **Rob Gronkowski** and Kansas City's **Travis Kelce** had more.

Tight ends with the most receptions of 25 yards or longer, 2014–2017:

| Tight End | Total Receptions | Receptions of 25+ Yards |
|--------------------------|------------------|-------------------------|
| 1. Rob Gronkowski | 248 | 48 |
| 2. Travis Kelce | 307 | 30 |
| 3. Delanie Walker | 296 | 27 |
| 4. Greg Olsen | 258 | 22 |
| 5. Coby Fleener | 177 | 21 |
| 6. Jared Cook | 175 | 20 |
| Jimmy Graham | 255 | 20 |
| 8. Vernon Davis | 151 | 19 |
| 9. Martellus Bennett | 228 | 17 |
| Charles Clay | 215 | 17 |

SECOND FASTEST TO 300 RECEPTIONS

On Oct. 1, 2017 at Houston, **Delanie Walker** became the 10th player in franchise history to record at least 300 receptions with the club. Walker reached the milestone in his 64th game with the team. Of the 10 members of the franchise's 300-catch club, he was the second-fastest to the mark and the fastest in half a century. Former Oilers receiver **Charlie Hennigan**, who played from 1960–1966, needed only 56 games to get to 300 receptions.

Games needed to reach 300 receptions with the Titans/Oilers:

| Player | Seasons with Club | Games to Reach 300 Receptions |
|--------------------------|-------------------|-------------------------------|
| 1. Charlie Hennigan | 1960–1966 | 56 |
| 2. Delanie Walker | 2013–2017 | 64 |
| 3. Haywood Jeffires | 1987–1995 | 70 |
| 4. Drew Hill | 1985–1991 | 72 |
| 5. Ernest Givins | 1986–1994 | 74 |
| 6. Frank Wycheck | 1995–2003 | 82 |
| 7. Nate Washington | 2009–2014 | 92 |
| 8. Curtis Duncan | 1987–1993 | 96 |
| Derrick Mason | 1997–2004 | 96 |
| 10. Ken Burrough | 1971–1981 | 104 |

SEASON REC YARDS BY FRANCHISE TIGHT ENDS

With 1,088 receiving yards in 2015, **Delanie Walker** broke his own single-season franchise record for receiving yards by a tight end, topping his 2014 total of 890 yards.

Prior to 2014, **Frank Wycheck** held the mark with 768 receiving yards in 1998.

Including 2017, Walker now owns the top four single-season receiving yardage totals in franchise history among tight ends.

Most single-season receiving yards by Titans/Oilers tight ends:

| Player | Season | Rec | Yards | Avg | Lg | TD |
|--------------------------|-------------|-----------|--------------|-------------|------------|----------|
| 1. Delanie Walker | 2015 | 94 | 1,088 | 11.6 | 61t | 6 |
| 2. Delanie Walker | 2014 | 63 | 890 | 14.1 | 68 | 4 |
| 3. Delanie Walker | 2017 | 74 | 807 | 10.9 | 42 | 3 |
| 4. Delanie Walker | 2016 | 65 | 800 | 12.3 | 47 | 7 |
| 5. Frank Wycheck | 1998 | 70 | 768 | 11.0 | 38 | 2 |
| 6. Jared Cook | 2011 | 49 | 759 | 15.5 | 80t | 3 |
| 7. Willard Dewveall | 1963 | 58 | 752 | 13.0 | 35 | 7 |
| 8. Frank Wycheck | 1997 | 63 | 748 | 11.9 | 42 | 4 |
| 9. Alvin Reed | 1968 | 46 | 747 | 16.2 | 60 | 5 |
| 10. Mike Barber | 1980 | 59 | 712 | 12.1 | 79t | 5 |

RECEPTIONS IN A SEASON, TEAM HISTORY

Delanie Walker's 94 receptions in 2015 tied wide receiver **Kendall Wright** (94 receptions in 2013) for the fifth-highest total in franchise history. The only players with more were **Charlie Hennigan** (101 in 1964), **Haywood Jeffires** (100 in 1991) and **Derrick Mason** (96 in 2004 and 95 in 2003).

Most single-season receptions by a Titans/Oilers player:

| Player | Season | Rec | Yards | Avg | Lg | TD |
|--------------------------|-------------|-----------|--------------|-------------|------------|----------|
| 1. Charlie Hennigan | 1964 | 101 | 1,546 | 15.3 | 53 | 8 |
| 2. Haywood Jeffires | 1991 | 100 | 1,181 | 11.8 | 44 | 7 |
| 3. Derrick Mason | 2004 | 96 | 1,168 | 12.2 | 37t | 7 |
| 4. Derrick Mason | 2003 | 95 | 1,303 | 13.7 | 50t | 8 |
| 5. Delanie Walker | 2015 | 94 | 1,088 | 11.6 | 61t | 6 |
| Kendall Wright | 2013 | 94 | 1,079 | 11.5 | 45 | 2 |
| 7. Drew Hill | 1991 | 90 | 1,109 | 12.3 | 61t | 4 |
| Haywood Jeffires | 1992 | 90 | 913 | 10.1 | 47 | 9 |
| 9. Tim Smith | 1983 | 83 | 1,176 | 14.2 | 47t | 6 |
| 10. Curtis Duncan | 1992 | 82 | 954 | 11.6 | 72 | 1 |
| Charley Hennigan | 1961 | 82 | 1,746 | 21.3 | 80 | 12 |



SEASON RECEPTIONS, FRANCHISE TIGHT ENDS

At the New York Jets on Dec. 13, 2015, **Delanie Walker** set a new standard for franchise tight ends. On his 71st reception of the season, he broke **Frank Wycheck's** franchise record for the most receptions in a season by a tight end. Walker eventually finished the season with 94 receptions.

Walker owns five of the top 10 single-season reception totals among franchise tight ends.

Most single-season receptions by Titans/Oilers tight ends:

| Player | Season | Rec | Yards | Avg | Lg | TD |
|--------------------------|-------------|-----------|--------------|-------------|------------|----------|
| 1. Delanie Walker | 2015 | 94 | 1,088 | 11.6 | 61t | 6 |
| 2. Delanie Walker | 2017 | 74 | 807 | 10.9 | 42 | 3 |
| 3. Frank Wycheck | 1998 | 70 | 768 | 11.0 | 38 | 2 |
| Frank Wycheck | 2000 | 70 | 636 | 9.1 | 26 | 4 |
| 5. Frank Wycheck | 1999 | 69 | 641 | 9.3 | 35 | 2 |
| 6. Delanie Walker | 2016 | 65 | 800 | 12.3 | 47 | 7 |
| 7. Delanie Walker | 2014 | 63 | 890 | 14.1 | 68 | 4 |
| Frank Wycheck | 1997 | 63 | 748 | 11.9 | 42 | 4 |
| 9. Frank Wycheck | 2001 | 60 | 672 | 11.2 | 30 | 4 |
| Delanie Walker | 2013 | 60 | 571 | 9.5 | 33 | 6 |

SEASON RECEPTIONS BY NFL TIGHT ENDS

In 2015, Titans tight end **Delanie Walker** set a new standard for franchise tight ends, accumulating 94 receptions.

Additionally, Walker became the ninth tight end in NFL history to reach 90 catches in a season. Previously, eight tight ends in history produced 16 total 90-catch seasons. **Tony Gonzalez** (five), **Jason Witten** (four) and **Todd Christensen** (two) all have multiple 90-reception campaigns. **Dallas Clark**, **Jimmy Graham**, **Ben Coates**, **Martellus Bennett** and **Rob Gronkowski** are the others to reach the mark.

At the time, Walker's 94 catches in a season put him in a tie for the 10th-most in NFL history, equaling Witten's 2009 and 2010 numbers.

Most single-season receptions by a tight end in NFL history through 2015:

| Player | Year/Team | Rec | Yds | Avg | Lg | TD |
|------------------------------|-----------------|-----------|--------------|-------------|------------|----------|
| 1. Jason Witten | 2012 Dal | 110 | 1,039 | 9.4 | 36 | 3 |
| 2. Tony Gonzalez | 2004 KC | 102 | 1,258 | 12.3 | 32 | 7 |
| 3. Dallas Clark | 2009 Ind | 100 | 1,106 | 11.1 | 80t | 10 |
| 4. Tony Gonzalez | 2007 KC | 99 | 1,172 | 11.8 | 31 | 5 |
| Jimmy Graham | 2011 NO | 99 | 1,310 | 13.2 | 59 | 11 |
| 6. Ben Coates | 1994 NE | 96 | 1,174 | 12.2 | 62t | 7 |
| Tony Gonzalez | 2008 KC | 96 | 1,058 | 11.0 | 35 | 10 |
| Jason Witten | 2007 Dal | 96 | 1,145 | 11.9 | 53 | 7 |
| 9. Todd Christensen | 1986 LA Raiders | 95 | 1,153 | 12.1 | 35 | 8 |
| 10. Delanie Walker | 2015 Ten | 94 | 1,088 | 11.6 | 61t | 6 |
| Jason Witten | 2009 Dal | 94 | 1,030 | 11.0 | 69 | 2 |
| Jason Witten | 2010 Dal | 94 | 1,002 | 10.7 | 33 | 9 |
| 13. Tony Gonzalez | 2000 KC | 93 | 1,203 | 12.9 | 39 | 9 |
| Tony Gonzalez | 2012 Atl | 93 | 930 | 10.0 | 25 | 8 |
| 15. Todd Christensen | 1983 LA Raiders | 92 | 1,247 | 13.6 | 45 | 12 |
| 16. Martellus Bennett | 2014 Chi | 90 | 916 | 10.2 | 37 | 6 |
| Rob Gronkowski | 2011 NE | 90 | 1,327 | 14.7 | 52t | 17 |

RECEPTIONS BY NFL TIGHT ENDS IN 2015

In 2015, **Delanie Walker** ranked first in receptions among all NFL tight ends.

Most receptions among NFL tight ends in 2015:

| Tight End | Team | Receptions |
|---------------------------|------------|------------|
| 1. Delanie Walker | Ten | 94 |
| 2. Jordan Reed | Was | 87 |
| 3. Gary Barnidge | Cle | 79 |
| 4. Greg Olsen | Car | 77 |
| Jason Witten | Dal | 77 |
| 6. Zach Ertz | Phi | 75 |
| 7. Benjamin Watson | NO | 74 |
| 8. Rob Gronkowski | NE | 72 |
| Travis Kelce | KC | 72 |
| 10. Heath Miller | Pit | 60 |

WALKER'S CAREER 100-YARD RECEIVING GAMES

| Date | Opp | No. | Yds. | Avg. | Lg | TD |
|----------|-----------------|-----|------|------|-----|----|
| 11/23/14 | at Philadelphia | 5 | 155 | 31.0 | 68 | 0 |
| 9/14/14 | Dallas | 10 | 142 | 14.2 | 61t | 1 |
| 11/13/16 | Green Bay | 9 | 124 | 13.8 | 41 | 1 |
| 11/19/15 | at Jacksonville | 8 | 109 | 13.6 | 29 | 0 |

★ ★ ★

TWO-YEAR YARDAGE TOTALS

Delanie Walker's receiving yardage total from 2014–2015 was the highest two-year total in franchise history by a tight end. Walker topped **Frank Wycheck's** stretch from 1997–1998, when he accumulated 1,516 receiving yards.

Most receiving yards in a two-year span by Titans/Oilers tight ends:

| Tight End | Seasons | Two-Year Rec Yards Total |
|-----------------------------|----------------|--------------------------|
| 1. Delanie Walker | 2014-15 | 1,978 |
| 2. Delanie Walker | 2015-16 | 1,888 |
| 3. Delanie Walker | 2016-17 | 1,607 |
| 4. Delanie Walker | 2013-14 | 1,461 |
| 5. Frank Wycheck | 1997-98 | 1,516 |
| 6. Alvin Reed | 1968-69 | 1,411 |
| 7. Frank Wycheck | 1998-99 | 1,409 |
| 8. Willard Dewveall | 1962-63 | 1,328 |
| 9. Frank Wycheck | 2000-01 | 1,308 |
| 10. Willard Dewveall | 1963-64 | 1,304 |

TD RECEPTIONS BY FRANCHISE TIGHT ENDS

In 2016, **Delanie Walker** set his career high with seven touchdown receptions in a season, topping his previous high total of six touchdowns in 2013, which he later matched in 2015.

Walker's seven touchdown receptions in 2016 are the most by a Titans/Oilers tight end since Pro Football Hall of Famer **Dave Casper's** eight touchdown catches in 1981. Walker tied **Willard Dewveall** (seven in 1963) for the third-highest total in franchise history among tight ends.

Most single-season touchdown receptions by a tight end in franchise history (1960–present):

| Tight End | Year | Touchdown Receptions |
|--------------------------|-------------|----------------------|
| 1. Dave Casper | 1981 | 8 |
| Willie Frazier | 1965 | 8 |
| 3. Delanie Walker | 2016 | 7 |
| Willard Dewveall | 1963 | 7 |
| 5. Delanie Walker | 2015 | 6 |
| Delanie Walker | 2013 | 6 |
| Frank Wycheck | 1996 | 6 |
| Dave Casper | 1982 | 6 |
| Bob McLeod | 1962 | 6 |
| 10. Mike Barber | 1980 | 5 |
| Rich Caster | 1978 | 5 |
| Alvin Reed | 1968 | 5 |
| Bob McLeod | 1963 | 5 |
| Willard Dewveall | 1962 | 5 |



RECEIVING YARDS BY TIGHT ENDS IN 2014

Titans tight end **Delanie Walker** ranked fourth among all NFL tight ends in 2014 in receiving yards. His receiving average (14.1) was the second-highest among all qualifying tight ends, trailing only **Coby Fleener** (15.2).

Most receiving yards among NFL tight ends in 2014:

| Player | Team | Rec | Yards | Avg | Lg | TD |
|--------------------------|------------|-----------|------------|-------------|-----------|----------|
| 1. Rob Gronkowski | NE | 82 | 1,124 | 13.7 | 46t | 12 |
| 2. Greg Olsen | Car | 84 | 1,008 | 12.0 | 38 | 6 |
| 3. Martellus Bennett | Chi | 90 | 916 | 10.2 | 37 | 6 |
| 4. Delanie Walker | Ten | 63 | 890 | 14.1 | 68 | 4 |
| 5. Jimmy Graham | NO | 85 | 889 | 10.5 | 29 | 10 |
| 6. Travis Kelce | KC | 67 | 862 | 12.9 | 34 | 5 |
| 7. Antonio Gates | SD | 69 | 821 | 11.9 | 34 | 12 |
| 8. Coby Fleener | Ind | 51 | 774 | 15.2 | 73t | 8 |
| 9. Heath Miller | Pit | 66 | 761 | 11.5 | 49 | 3 |
| 10. Jason Witten | Dal | 64 | 703 | 11.0 | 34 | 5 |

REC YARDS IN A GAME, TITANS TIGHT ENDS

At Philadelphia on Nov. 23, 2014, **Delanie Walker** caught five passes for 155 yards. His yardage total set a new single-game career high, and the total also qualified as the second-highest in franchise history by a tight end. The only tight end with more receiving yards in a game for the franchise was **Jared Cook**, who had 169 yards against Jacksonville on Dec. 24, 2011.

Earlier in the 2014 season, Walker posted 142 receiving yards against the Dallas Cowboys (Sept. 14), a total that ranks fourth in team annals.

Most receiving yards in a game by a tight end, franchise history:

| Player | Date | Opp | Rec | Yds | Avg | TD |
|--------------------------|-----------------|------------|-----------|------------|-------------|----------|
| 1. Jared Cook | 12/24/11 | Jax | 8 | 169 | 21.1 | 1 |
| 2. Delanie Walker | 11/23/14 | Phi | 5 | 155 | 31.0 | 0 |
| 3. Dave Casper | 11/30/80 | Cle | 7 | 150 | 21.4 | 1 |
| 4. Delanie Walker | 09/14/14 | Dal | 10 | 142 | 14.2 | 1 |
| 5. Dave Casper | 12/20/81 | Pit | 6 | 139 | 23.2 | 3 |
| 6. Willard Dewveall | 11/25/62 | SD | 3 | 139 | 46.3 | 2 |
| 7. Willard Dewveall | 12/22/63 | Oak | 7 | 137 | 19.6 | 2 |
| 8. Alvin Reed | 10/27/68 | Buf | 4 | 132 | 33.0 | 2 |
| 9. Delanie Walker | 11/13/16 | GB | 9 | 124 | 13.8 | 1 |
| 10. Alvin Reed | 09/29/68 | Oak | 8 | 122 | 15.3 | 0 |

MORE TITANS TIGHT ENDS

86 - TE ANTHONY FIRKSER (6-2, 246, 1st Year, Harvard)

- **Anthony Firkser** was signed by the Titans during the 2018 offseason.
- In 2019, he set career highs with 15 games played and one start and contributed 14 receptions for 204 yards and one touchdown. He added three catches for 45 yards and a team-high two touchdowns in three playoff games.
- He spent the first two weeks of 2018 on the 53-man roster and played one game before spending the next three weeks on the practice squad. He

was added back to the 53-man roster on Oct. 9 and went on to produce 19 receptions for 225 yards and one touchdown in 12 games.

- He was originally signed by the New York Jets as an undrafted free agent on May 5, 2017.
- After his release from the Jets, he spent time as a rookie on the practice squad of the Kansas City Chiefs and stayed with the Chiefs for part of the 2018 offseason.
- Firkser appeared in 29 games with 24 starts over four seasons at Harvard (2013-16) and caught 99 passes for 1,559 yards and 14 touchdowns. He finished his career ranked 12th all-time in school history in receptions, ninth all-time in receiving yards and sixth all-time in touchdown receptions.
- He was named to the All-Ivy League second team as both a junior and sophomore.
- He is a native of Manalapan, N.J.

2019 Notes:

- **At Denver (10/13)**, registered a 25-yard reception on a pass from Ryan Tannehill in the fourth quarter.
- **Against the Los Angeles Chargers (10/20)**, recorded a 27-yard reception in the third quarter that helped lead to a touchdown.
- **Against Tampa Bay (10/27)**, finished second on the squad with 43 receiving yards on three receptions (tied for second). He recorded a 23-yard reception to convert a third-and-11 in the third quarter.
- **Against Kansas City (11/10)**, totaled 36 yards on three receptions, including a nine-yard touchdown catch on a pass from Ryan Tannehill in the second quarter. It was his second career touchdown. He also had a 20-yard grab during the team's game-winning touchdown drive in the fourth quarter. The Titans scored on the following play.
- **At Indianapolis (12/1)**, tied for the team lead with three receptions for 22 yards.
- **At Oakland (12/8)**, posted a 39-yard reception in the second quarter to record the longest catch of his career.
- **At New England (1/4)**, led the team with 23 receiving yards and a touchdown on two receptions (tied for team lead) in his postseason debut. He recorded a 12-yard touchdown reception in the first quarter. The catch, the first of his career in the playoffs, came on third down. He also converted a third-and-eight with an 11-yard reception late in the fourth quarter, which helped the Titans run off valuable time and helped force the Patriots to burn their final timeout. He was the first NFL player from Harvard to score a touchdown in a postseason game.
- **At Kansas City (1/19)**, recorded a 22-yard touchdown reception on a pass from Ryan Tannehill in the fourth quarter of the AFC championship game. He led the team with two touchdown receptions during the playoffs.

85 - TE MyCOLE PRUITT (6-2, 245, 4th Year, Southern Illinois)

- **MyCole Pruitt** was signed by the Titans off the Houston Texans practice squad on Sept. 10, 2018, one day after the season opener.
- In 2019, he played in all 16 games for the second time in his career and set a career high with 10 starts. He posted six receptions for 90 yards and one touchdown, and he added four catches for 28 yards in three playoff games (one start).
- His 2018 totals included nine receptions for 102 yards and one touchdown in 15 games (one start).
- He arrived in Tennessee with 21 games of NFL experience with the Texans, Chicago Bears and Minnesota Vikings. His statistics prior to joining the Titans included 12 receptions for 102 yards.
- Pruitt was a fifth-round selection by the Vikings in the 2015 NFL Draft.
- A native of South Bend, Ind., he amassed multiple school records for tight ends during a four-year career at Southern Illinois, where he tallied 211 career receptions for 2,601 yards and 25 touchdowns. He earned All-America honors for both his junior and senior seasons. Pruitt also was named the best tight end in the 30-year history of Missouri Valley Conference.
- **2019 Notes:**
- **Against Jacksonville (11/24)**, caught a 20-yard pass in the first quarter, registering his first reception of 2019 and the third-longest catch of his career.
- **At Oakland (12/8)**, recorded a career-long 42-yard reception in the third quarter, leading to a Titans touchdown.
- **Against New Orleans (12/22)**, totaled 15 yards on a pair of receptions.
- **At Houston (12/29)**, recorded a one-yard touchdown reception in the second quarter. It was his first touchdown reception of 2019 and his second career touchdown reception. He totaled two catches for 13 yards.
- **At New England (1/4)**, tied for the team lead with two receptions for four yards.
- **At Baltimore (1/11)**, recorded one catch for 15 yards.
- **At Kansas City (11/19)**, caught a nine-yard pass in the AFC championship game.



TITANS WIDE RECEIVERS

| No. | Name | Ht | Wt | Exp | College |
|-----|----------------------|------|-----|-----|------------------|
| 12 | Batson, Cameron (IR) | 5-8 | 175 | 2 | Texas Tech |
| 11 | Brown, A.J. | 6-1 | 226 | R | Mississippi |
| 84 | Davis, Corey | 6-3 | 209 | 3 | Western Michigan |
| 12 | Davis, Rashard | 5-9 | 175 | 1 | James Madison |
| 16 | Hollister, Cody | 6-4 | 216 | 2 | Arkansas |
| 10 | Humphries, Adam | 5-11 | 195 | 5 | Clemson |
| 15 | Jennings, Darius | 5-10 | 180 | 3 | Virginia |
| 14 | Raymond, Kalif | 5-8 | 182 | 2 | Holy Cross |
| 19 | Sharpe, Tajaé | 6-2 | 194 | 4 | Massachusetts |

#11 • WR A.J. BROWN

[CLICK FOR COMPLETE BIO](#)

Wide receiver **A.J. Brown** (6-1, 226) was selected by the Titans in the second round (51st overall) of the 2019 NFL Draft.

As a rookie, Brown led the Titans in every major receiving category, totaling 52 catches for 1,051 yards and eight touchdowns. He added a 49-yard rushing touchdown. Among all rookies in franchise history, Brown ranked third in receiving yards and fifth in receptions, and he tied for the third-highest receiving touchdown total.

Brown led the 2019 NFL rookie class in receiving yards, and he tied for the rookie lead in touchdown receptions. He also placed fifth among rookies in receptions. Among all NFL players in 2019—rookies and veterans—Brown finished second in receiving average (20.2), behind only the Los Angeles Chargers' **Mike Williams** (20.4).

During a three-year career at Mississippi (2016-18), Brown became the program's all-time leading receiver with 2,984 yards. He ranked third in school history with 189 receptions and fifth all-time with 19 touchdowns. Brown averaged 15.8 yards per catch and 82.9 yards per game, and he tallied the most 100-yard receiving games in Ole Miss history with 12. He became the only receiver in Ole Miss history to tally 60 or more receptions in back-to-back seasons.

In 2018, Brown started all 12 games and set Ole Miss' single-season receiving records in yards (1,320) and catches (85), leading the SEC in both categories. His 1,320 receiving yards ranked seventh in the nation. Brown caught six touchdowns, averaging 110.0 yards per game, and he topped the 100-yard receiving mark in six contests. He earned AP first-team All-SEC and third-team All-American honors for the second consecutive season.

Brown was selected in the 19th round of the 2016 Major League Baseball Draft by the San Diego Padres as a centerfielder and he participated in the team's extended spring training program each summer from 2016-18.

He is a native of Starkville, Miss.

2019 Notes:

➤ **At Cleveland (9/8)**, recorded a start at wide receiver in his NFL debut. With 100 yards on three receptions, he became the franchise's first player with 100 receiving yards in his first career game since Sid Blanks (131) against the San Diego Chargers on Sept. 12, 1964. Brown notched the 19th 100-yard receiving game in Week 1 in franchise history. In the first quarter, he recorded his first NFL reception on a 47-yard pass from Marcus Mariota. On the first play of the third quarter, he turned a pass from Mariota into a 51-yard reception.

➤ **Against Indianapolis (9/15)**, caught three passes for 25 yards.

➤ **At Jacksonville (9/19)**, registered a four-yard catch.

➤ **At Atlanta (9/29)**, led the team with 94 yards and two touchdowns on three receptions. He turned a pass from Marcus Mariota into a 55-yard touchdown reception in the first quarter, marking his first career touchdown reception and his longest reception through four NFL games. Later in the first quarter, he scored his second touchdown on an 11-yard pass from Mariota. He became the first Titans rookie with two or more touchdown receptions in a game since Chris Sanders against the Denver Broncos on

Nov. 26, 1995. Aside from Dane Cruikshank's 66-yard touchdown reception on a fake punt in 2018, Brown's 55-yard touchdown catch was the longest touchdown reception by a Titans rookie since Chris Sanders' 76-yard score at Pittsburgh on Dec. 3, 1995. Brown also notched a 28-yard reception in the second quarter at Atlanta.

➤ **Against Buffalo (10/6)**, registered 27 yards on two receptions.

➤ **At Denver (10/13)**, totaled 23 yards on two receptions.

➤ **Against the Los Angeles Chargers (10/20)**, tied for the team lead with six receptions for 64 yards. His six receptions were the most of his rookie season through seven weeks.

➤ **Against Tampa Bay (10/27)**, totaled two receptions for 11 yards, including the go-ahead touchdown on an eight-yard pass from Ryan Tannehill in the fourth quarter. His three touchdown receptions in 2019 gave him the most by a Titans rookie since 2013, when Justin Hunter totaled four touchdown catches.

➤ **At Carolina (11/3)**, led the team with 81 receiving yards on four receptions. He caught a short pass and went 23 yards in the second quarter and posted a 35-yard reception in the fourth quarter.

➤ **Against Kansas City (11/10)**, posted one reception for 17 yards.

➤ **Against Jacksonville (11/24)**, led the team with 135 yards on four receptions, including a touchdown. He had receptions of 19, 36, 65 (touchdown) and 15 yards. He recorded a career-long 65-yard touchdown reception in the third quarter to notch the fourth touchdown of his rookie season. His 33.8-yard single-game receiving average ranked second in franchise history among players with four or more receptions in a game. Justin Gage's 36.8-yard average at Jacksonville on Nov. 16, 2008 was the only better average with a four-catch minimum. His 135 receiving yards were the most in a game by a franchise rookie since Nov. 26, 1995, when Chris Sanders had 147 receiving yards against the Denver Broncos. His 135 receiving yards were also the second-most by an NFL rookie in 2019 through Nov. 24, behind only Baltimore Ravens rookie Marquise Brown's 147 yards at the Miami Dolphins on Sept. 8. He became the fourth rookie in the "Titans era" (1999–present) to have a pair of 100-yard receiving games, joining Kenny Britt (2009), Justin Hunter (2013) and Dorial Green-Beckham (2015). Brown also became the fifth Titans rookie since 1999 with four touchdown receptions, joining Tyrone Calico (2003), Kendall Wright (2012), Justin Hunter (2013) and Dorial Green-Beckham (2015). Brown was named NFL Rookie of the Week for his performance against the Jaguars.

➤ **At Indianapolis (12/1)**, led the team with 45 receiving yards on three receptions (tied for team lead).

➤ **At Oakland (12/8)**, totaled five receptions for a career-high 153 yards and a pair of touchdowns (tied career high). His 153 receiving yards were the most by a Titans player since Corey Davis' 161 yards against the Philadelphia Eagles on Sept. 30, 2018. Since 1970, Brown's 153 receiving yards were the third-most in a game by a franchise rookie. The only Titans/Oilers rookie with more since 1970 was Ernest Givins, who had a 156-yard receiving game (Nov. 16, 1986 at Pittsburgh) and a 155-yard receiving game (Oct. 5, 1986 at Detroit) as a rookie in 1986. Brown recorded touchdown receptions of 91 yards and 16 yards in the second quarter. His 91-yard touchdown reception was the fourth-longest touchdown catch in franchise history and the longest since 1965. The only longer touchdown passes in team annals were a 98-yard strike from Jack Lee to Willard Dewveall against the San Diego Chargers on Nov. 25, 1962; a 95-yard touchdown pass from George Blanda to Dick Compton against the Buffalo Bills on Dec. 5, 1965; and a 92-yarder from Lee to Bill Groman on Nov. 20, 1960. Brown became the first rookie in the "Titans era" (1999–present) to have three 100-yard receiving games. The franchise's last rookie to accomplish the



feat prior to Brown was Ernest Givins (four 100-yard games) in 1986. Brown also became the first rookie in the "Titans era" (1999–present) with at least five touchdown receptions. The franchise's last rookie to accomplish the feat was Chris Sanders (nine) in 1995. In the first half at Oakland, Brown registered four receptions for 141 yards and two touchdowns in the first half. It was the highest receiving yardage total for the Titans in the first half of a game since Drew Bennett's 192 yards against the Kansas City Chiefs on Dec. 13, 2004.

➤ **Against Houston (12/15)**, totaled a career-high eight receptions for 114 yards and one touchdown. He posted a five-yard touchdown reception in the fourth quarter to notch the seventh touchdown catch of his rookie season, ranking fourth in franchise history for a rookie behind only Bill Groman's 12 touchdowns in 1960, Chris Sanders' nine touchdowns in 1995 and Mac Haik's eight touchdowns in 1968. Brown became the first Titans player with consecutive 100-yard receiving games since wide receiver Nate Washington accomplished the feat in 2013 against the San Diego Chargers (Sept. 22) and New York Jets (Sept. 29). His 60-yard reception in the first quarter against the Texans was the third-longest catch of his rookie season. He moved past Chris Sanders (823 receiving yards in 1995) for the third-highest receiving yardage total by a rookie in franchise history behind only Groman (1,473 yards in 1960) and Ernest Givins (1,062 in 1986). Brown reached the 100-yard mark on an 11-yard catch in the third quarter, and in doing so, he became the franchise's first rookie to have four 100-yard receiving games since Ernest Givins (four 100-yard games) in 1986. Brown also became the first Titans player (rookie or veteran) with four 100-yard receiving games in a single season since Drew Bennett had five such performances in 2004. His eight receptions against Houston were the most by a Titans rookie since Oct. 7, 2012, when Kendall Wright had nine receptions at the Minnesota Vikings. Since 1970, only three other franchise rookies besides Brown and Wright recorded eight (or more) receptions in a game: wide receiver Mike Holston (eight vs. Atlanta on Nov. 29, 1981), Givins (eight at Pittsburgh on Nov. 16, 1986) and running back Rodney Thomas (eight vs. Jacksonville on Oct. 1, 1995).

➤ **Against New Orleans (12/22)**, scored on a 49-yard rushing attempt in the first quarter. It was the longest of his three career rushing attempts and his first career rushing touchdown. He also posted a 34-yard reception in the fourth quarter to bring his total to 83 scrimmage yards for the game. He tied Eddie George (eight touchdowns in 1996) for the fourth-highest touchdown total by a rookie in franchise history with his eighth touchdown of the season. The only rookies in team annals with more total touchdowns were Earl Campbell (13 in 1978), Chris Johnson (10 in 2008) and Chris Sanders (nine in 1995).

➤ **At Houston (12/29)**, tallied 124 yards on four receptions (31.0 avg.), including a 51-yard touchdown reception in the first quarter. His 124 yards gave him the third-best total of his rookie season. His total of 1,051 receiving yards in 2019 led all NFL rookies. He posted his fourth touchdown reception of the season of at least 50 yards, becoming the fourth rookie since 1970 with at least four touchdown receptions of 50 yards or more and the first since Randy Moss (five in 1998). The others on the list are Isaac Curtis (1973) and Willie Gault (1983). Brown also caught a 47-yard pass in the fourth quarter to set up a touchdown. It was his NFL-leading ninth scrimmage play of the season to go at least 45 yards. He registered his fourth consecutive game (rushing or receiving) with at least one touchdown, making him the franchise's first rookie to do so since Chris Sanders (five games) in 1995. On a 24-yard pass from Marcus Mariota in the second quarter, he went over 1,000 receiving yards on the season to join Bill Groman (1,473 yards in 1960) and Ernest Givins (1,062 yards in 1986) as the franchise's only rookie 1,000-yard receivers. He also joined John Jefferson (1978), Bill Brooks (1986) and Moss (1998) as the NFL's only rookies since 1970 to have a minimum of 50 receptions, 1,000 receiving yards and five receiving touchdowns while averaging at least 17.0 yards per catch. With his fifth 100-yard receiving game, he led all NFL rookies in 2019 and became the franchise's first rookie to have five 100-yard receiving games since Groman (nine 100-yard games) in 1960.

➤ **Named NFL Offensive Rookie of the Month for December.**

➤ **At New England (1/4)**, caught one pass for four yards in his postseason debut.

➤ **At Baltimore (1/11)**, posted one reception for nine yards and added a nine-yard rushing attempt.

➤ **At Kansas City (1/19)**, totaled 51 yards on three receptions in the AFC championship game. He registered a 37-yard reception in the first quarter.

Brown's 2019/Career Regular Season Statistics:

| Year | Team | GP | GS | Rec | Yds | Avg | Lg | TD |
|------|------|----|----|-----|-------|------|----|----|
| 2019 | Ten | 16 | 11 | 52 | 1,051 | 20.2 | 91 | 8 |

Brown's 2019/Career Postseason Statistics:

| Year | Team | GP | GS | Rec | Yds | Avg | Lg | TD |
|------|------|----|----|-----|-----|------|----|----|
| 2019 | Ten | 3 | 3 | 5 | 64 | 12.8 | 37 | 0 |

Brown's Regular Season Single-Game Highs:

Receptions - 8 vs. Houston (12/15/19)

Receiving Yards - 153 at Oakland (12/8/19)

Long Reception - 91 at Oakland (12/8/19)

Touchdown Receptions - 2 (twice, last at Oakland, 12/8/19)

Brown's Playoff Single-Game Highs:

Receptions - 3 at Kansas City (1/19/20)

Receiving Yards - 51 at Kansas City (1/19/20)

Long Reception - 37 at Kansas City (1/19/20)

Touchdown Receptions - (none)

Brown's Career College Statistics:

| Year | Team | GP | GS | Rec | Yds | Avg | Lg | TD |
|---------------|------|-----------|-----------|------------|--------------|-------------|------------|-----------|
| 2016 | Miss | 12 | 1 | 29 | 412 | 14.2 | 37 | 2 |
| 2017 | Miss | 12 | 12 | 75 | 1,252 | 16.7 | 77 | 11 |
| 2018 | Miss | 12 | 12 | 85 | 1,320 | 15.5 | 84t | 6 |
| Totals | | 36 | 25 | 189 | 2,984 | 15.8 | 84t | 19 |

FRANCHISE ROOKIE RECEIVING

Wide receiver **A.J. Brown** was the team's leading receiver in every major category during the 2019 regular season, and he vaulted high up the franchise's all-time rookie receiving charts.

Brown had 52 receptions for 1,051 yards for an average of 20.2 yards per catch, and he scored on eight touchdown receptions. He added a 49-yard rushing touchdown.

Among rookies in the history of the organization, Brown ranked third in receiving yards and fifth in receptions, and he tied for the third-highest receiving touchdown total.

Most receiving yards by a rookie in franchise history:

| Player | Season | Rec Yds |
|--------------------------|-------------|--------------|
| 1. Bill Groman | 1960 | 1,473 |
| 2. Ernest Givins | 1986 | 1,062 |
| 3. A.J. Brown | 2019 | 1,051 |
| 3. Chris Sanders | 1995 | 823 |
| 5. Charlie Hennigan | 1960 | 722 |
| 6. Kenny Britt | 2009 | 701 |
| 7. Jerry LeVias | 1969 | 696 |
| 8. Kendall Wright | 2012 | 626 |
| 9. Mac Haik | 1968 | 584 |
| 10. Dorial Green-Beckham | 2015 | 549 |

Most receptions by a rookie in franchise history:

| Player | Season | Receptions |
|-------------------------|-------------|------------|
| 1. Bill Groman | 1960 | 72 |
| 2. Kendall Wright | 2012 | 64 |
| 3. Ernest Givins | 1986 | 61 |
| 4. Sid Blanks | 1964 | 56 |
| 5. A.J. Brown | 2019 | 52 |
| 6. Charlie Hennigan | 1960 | 44 |
| 7. Chris Johnson | 2008 | 43 |
| 8. Kenny Britt | 2009 | 42 |
| Jerry LeVias | 1969 | 42 |
| 10. Tajae Sharpe | 2016 | 41 |

Most touchdown receptions by a rookie in franchise history:

| Player | Season | Rec TD |
|----------------------|-------------|----------|
| 1. Bill Groman | 1960 | 12 |
| 2. Chris Sanders | 1995 | 9 |
| 3. A.J. Brown | 2019 | 8 |
| Mac Haik | 1968 | 8 |
| 5. Charlie Hennigan | 1960 | 6 |
| Tony Jones | 1990 | 6 |
| 7. Billy Cannon | 1960 | 5 |
| Curtis Duncan | 1987 | 5 |
| Jerry LeVias | 1969 | 5 |
| 10. (several tied) | | 4 |

ROOKIE & 1ST-YEAR RECEIVING LEADERS

Titans wide receiver **A.J. Brown**, a second-round pick in the 2019 NFL Draft (51st overall), led the 2019 rookie class in receiving yards (1,051), and he tied for the rookie lead in touchdown receptions (eight). He also placed fifth in receptions.

Most receiving yardage in 2019 by NFL rookies and first-year players:

| Player | Team | Position | Rec Yds |
|----------------------|-------------------------|-----------|--------------|
| 1. A.J. Brown | Tennessee Titans | WR | 1,051 |
| 2. Terry McLaurin | Washington Redskins | WR | 919 |
| 3. DK Metcalf | Seattle Seahawks | WR | 900 |
| 4. Deebo Samuel | San Francisco 49ers | WR | 802 |
| 5. Darius Slayton | New York Giants | WR | 740 |
| 6. Diontae Johnson | Pittsburgh Steelers | WR | 680 |
| 7. Hunter Renfrow | Oakland Raiders | WR | 605 |
| 8. Marquise Brown | Baltimore Ravens | WR | 584 |
| 9. Noah Fant | Denver Broncos | TE | 562 |
| 10. Mecole Hardman | Kansas City Chiefs | WR | 538 |

Most receptions in 2019 by NFL rookies and first-year players:

| Player | Team | Position | Rec |
|----------------------|-------------------------|-----------|-----------|
| 1. Diontae Johnson | Pittsburgh Steelers | WR | 59 |
| 2. Terry McLaurin | Washington Redskins | WR | 58 |
| DK Metcalf | Seattle Seahawks | WR | 58 |
| 4. Deebo Samuel | San Francisco 49ers | WR | 57 |
| 5. A.J. Brown | Tennessee Titans | WR | 52 |
| 6. Miles Sanders | Philadelphia Eagles | RB | 50 |
| 7. Hunter Renfrow | Oakland Raiders | WR | 49 |
| 8. Darius Slayton | New York Giants | WR | 48 |
| 9. Marquise Brown | Baltimore Ravens | WR | 46 |
| 10. Noah Fant | Denver Broncos | TE | 40 |

Most touchdown receptions in 2019 by NFL rookies and first-year players:

| Player | Team | Position | TD |
|----------------------|-------------------------|-----------|----------|
| 1. A.J. Brown | Tennessee Titans | WR | 8 |
| Darius Slayton | New York Giants | WR | 8 |
| 3. DK Metcalf | Seattle Seahawks | WR | 7 |
| Terry McLaurin | Washington Redskins | WR | 7 |
| Marquise Brown | Baltimore Ravens | WR | 7 |
| 6. Mecole Hardman | Kansas City Chiefs | WR | 6 |
| 7. Diontae Johnson | Pittsburgh Steelers | WR | 5 |
| Foster Moreau | Oakland Raiders | TE | 5 |
| 9. Hunter Renfrow | Oakland Raiders | WR | 4 |
| Steven Sims | Washington Redskins | WR | 4 |

2019 RECEIVING LEADERS, FINAL 6 GAMES

Over the final six regular season games of 2019, Titans second-round pick **A.J. Brown** not only led all rookies but also led all NFL players with 605 receiving yards and a remarkable average of 24.2 yards per catch. His five touchdown receptions in the final six games tied for the second-most in the NFL.

Most receiving yards in the final six games (team games) of 2019:

| Player | Team | Rec | Yds | Avg | TD |
|----------------------|------------------|-----------|------------|-------------|----------|
| 1. A.J. Brown | Tennessee | 25 | 605 | 24.2 | 5 |
| 2. DeVante Parker | Miami | 32 | 598 | 18.7 | 5 |
| 3. Michael Thomas | New Orleans | 55 | 584 | 10.6 | 4 |
| 4. Robert Woods | L.A. Rams | 45 | 568 | 12.6 | 2 |
| 5. Breshad Perriman | Tampa Bay | 26 | 550 | 21.2 | 5 |
| 6. Tyler Higbee | L.A. Rams | 48 | 542 | 11.3 | 2 |
| 7. Allen Robinson | Chicago | 41 | 514 | 12.5 | 4 |
| 8. George Kittle | San Francisco | 39 | 512 | 13.1 | 3 |
| Julio Jones | Atlanta | 40 | 512 | 12.8 | 2 |
| 10. Travis Kelce | Kansas City | 41 | 488 | 11.9 | 2 |
| Christian McCaffrey | Carolina | 57 | 488 | 8.6 | 1 |

2019 RECEIVING AVERAGE LEADERS

Titans rookie wide receiver **A.J. Brown** finished second among all qualifying NFL players in 2019 in receiving average. Only the Chargers' **Mike Williams** (20.4) averaged more yards per reception than Brown.

Highest receiving average in 2019 (all players; minimum 16 receptions):

| Player | Rec | Rec Yds | Rec Avg |
|----------------------|-----------|--------------|-------------|
| 1. Mike Williams | 49 | 1,001 | 20.4 |
| 2. A.J. Brown | 52 | 1,051 | 20.2 |
| 3. Kenny Golladay | 65 | 1,190 | 18.3 |
| 4. Stefon Diggs | 63 | 1,130 | 17.9 |
| Breshad Perriman | 36 | 645 | 17.9 |
| 6. Mike Evans | 67 | 1,157 | 17.3 |
| 7. Michael Gallup | 66 | 1,107 | 16.8 |
| 8. James Washington | 44 | 735 | 16.7 |
| DeVante Parker | 72 | 1,202 | 16.7 |
| 10. Chris Conley | 47 | 775 | 16.5 |

45+ YARD SCRIMMAGE PLAYS

A.J. Brown had a league-leading total among all players of nine scrimmage plays of at least 45 yards during the 2019 regular season. He had eight receptions that went for a minimum of 45 yards and added a 49-yard rushing attempt for a touchdown.

Wide receivers **Mike Williams** of the Los Angeles Chargers and **Stefon Diggs** of the Minnesota Vikings are tied for second in the NFL with six scrimmage plays of at least 45 yards.

Most scrimmage plays of 45 yards or more in 2019:

| Player | Team | 45+ Yard Scrimmage Plays |
|--------------------------|-------------------------|--------------------------|
| 1. A.J. Brown | Tennessee Titans | 9 |
| 2. Mike Williams | Los Angeles Chargers | 6 |
| Stefon Diggs | Minnesota Vikings | 6 |
| 4. Amari Cooper | Dallas Cowboys | 5 |
| Saquon Barkley | New York Giants | 5 |
| 6. Derrick Henry | Tennessee Titans | 4 |
| D.J. Moore | Carolina Panthers | 4 |
| DeVante Parker | Miami Dolphins | 4 |
| Kenny Golladay | Detroit Lions | 4 |
| Leonard Fournette | Jacksonville Jaguars | 4 |
| Marquez Valdes-Scantling | Green Bay Packers | 4 |
| Mike Evans | Tampa Bay Buccaneers | 4 |

45+ YARD RUN & 90+ YARD CATCH

A.J. Brown's longest scrimmage play of his rookie season was a 91-yard touchdown reception at Oakland on Dec. 8. That play in combination with his 49-yard touchdown run on Dec. 22 against New Orleans made him only the fifth NFL player since 1948 with at least one touchdown catch of 90-plus yards and at least one touchdown run of 45-plus yards in the same season.

Prior to Brown, the last time a player did so was 1985, when New England Patriots running back **Craig James** had a 90-yard touchdown reception to go with touchdown runs of 65 and 57 yards.

NFL players since 1948 with a touchdown reception of at least 90 yards and a rushing touchdown of at least 45 yards in the same season:

| Player (Pos) | Team | Year | Long TD Rec | Long TD Run |
|-------------------------|-------------------|-------------|-------------|-------------|
| A.J. Brown (WR) | Tennessee | 2019 | 91 | 49 |
| Craig James (RB) | New England | 1985 | 90 | 65 |
| Ollie Matson (RB/FL) | L.A. Rams | 1961 | 96 | 69 |
| John David Crow (RB/TE) | Chicago Cardinals | 1958 | 91 | 83 |
| Billy Grimes (RB) | Green Bay | 1950 | 96 | 73 |

50 RECEPTIONS, 1,000 YARDS

A.J. Brown enjoyed one of the finest seasons in franchise history by a rookie wide receiver. His regular season totals included 52 receptions, 1,051 receiving yards and eight touchdown catches, and his 20.2-yard receiving average ranked second in the NFL.

Brown achieved a rare statistical combination matched by only three other NFL rookies since 1970. Since then, **John Jefferson** (1978), **Bill Brooks** (1986), **Randy Moss** (1998) and Brown are the league's only rookies to have a minimum of 50 receptions, 1,000 receiving yards and five receiving touchdowns while averaging at least 17.0 yards per catch.

NFL rookies since 1970 with 50 receptions, 1,000 receiving yards, five touchdown receptions and a 17.0-yard receiving average:

| Player | Year | Team | Rec | Yards | TD | Avg |
|-------------------|-------------|------------------|-----------|--------------|----------|-------------|
| A.J. Brown | 2019 | Tennessee | 52 | 1,051 | 8 | 20.2 |
| Randy Moss | 1998 | Minnesota | 69 | 1,313 | 17 | 19.0 |
| Bill Brooks | 1986 | Indianapolis | 65 | 1,131 | 8 | 17.4 |
| John Jefferson | 1978 | San Diego | 56 | 1,001 | 13 | 17.9 |

#84 • WR COREY DAVIS

[CLICK FOR COMPLETE BIO](#)

Wide receiver **Corey Davis** (6-3, 209) completed his third NFL season in 2019. He was selected by the Titans with the fifth overall pick in the 2017 NFL Draft.

During his first three seasons, Davis led the Titans in total receptions (142), receiving yards (1,867) and receiving first downs (97), and his six touchdown catches tied for third place on the club.

Davis' 2019 statistics included 43 receptions for 601 yards and a pair of touchdowns in 15 games (11 starts). He added 68 yards and a touchdown on six receptions during the playoffs.

Davis led the Titans offense in 2018 with 65 receptions, 891 receiving yards and four touchdowns. His yardage total ranked ninth among all AFC wide receivers.

As a rookie, Davis totaled 34 receptions for 375 yards in 11 games (nine starts). He started both postseason contests and contributed nine receptions for 98 yards and a team-high two touchdowns.

In four seasons at Western Michigan (2013–2016), Davis played and started 50 games. He registered 332 career receptions for 5,285 yards and 52 touchdowns, setting the Mid-American Conference record in each category and becoming the only player in FBS history with 300 catches, 5,000 yards and 50 touchdowns. His 5,285 career receiving yards were the most in FBS history, and he ended his career ranked second all-time in FBS history with 52 career receiving touchdowns (60 by Jarett Dillard). Davis' 332 career receptions ranked fourth all-time in FBS annals.

As a senior, he set career highs with 97 receptions, 1,500 receiving yards and 19 touchdowns, ranking eighth, seventh and first (tied) in the FBS, respectively. He helped the Broncos win the MAC and go undefeated until suffering their first loss in the Cotton Bowl. Davis' record-setting, All-American campaign included five games of 100-plus yards and six games of two or more receiving touchdowns.

Davis is a native of Wheaton, Ill.

2019 Notes:

➤ **Against Indianapolis (9/15)**, caught three passes for 38 yards. His 25-yard catch in the third quarter preceded a Titans touchdown on the next play. In the first quarter, he recorded his 100th career reception on a six-yard grab, reaching the 100-catch benchmark in his 29th career game. Since the 1970 AFL-NFL merger, wide receivers Kendall Wright (22 games) and Ernest Givins (24) are the only other players to hit 100 receptions with the Titans/Oilers within their first 29 games.

➤ **At Jacksonville (9/19)**, posted three receptions for 44 yards, including a 19-yard grab.

➤ **At Atlanta (9/29)**, recorded a team-high five receptions for 91 yards and one touchdown. His yardage total tied for the fourth-highest single-game total of his career. In the first quarter, he converted a third-and-15 with a 16-yard reception. Extending the drive allowed the Titans to finish the possession with a touchdown. He made a 22-yard catch in the second quarter, and three plays later, he scored on a 23-yard pass from Marcus Mariota to give him his first touchdown of 2019 and the fifth touchdown of his career.

- **Against Buffalo (10/6)**, registered a pair of receptions for 28 yards, including a 23-yard reception in the second quarter.
- **At Denver (10/13)**, totaled 36 yards on three receptions.
- **Against the Los Angeles Chargers (10/20)**, tied for the team lead with six receptions for a team-high 80 yards with one touchdown. It was the sixth-highest receiving yardage total of his career. He recorded an eight-yard touchdown reception in the final minute of the first half, and in the fourth quarter, he provided a 38-yard reception to convert a third down.
- **Against Tampa Bay (10/27)**, registered two catches for nine yards.
- **At Carolina (11/3)**, tied for second on the team with four receptions for 48 total yards.
- **Against Kansas City (11/10)**, he was inactive with a hip injury.
- **Against Jacksonville (11/24)**, finished with two receptions for 29 yards, including a 24-yard reception in the second quarter.
- **At Indianapolis (12/1)**, posted a 23-yard reception to help set up a Titans touchdown in the first quarter.
- **At Oakland (12/8)**, totaled 34 yards on two receptions.
- **Against Houston (12/15)**, totaled 57 yards on three receptions, including a 22-yard reception in the first quarter, a 16-yard catch on a screen play in the third quarter, and a 19-yard grab in the fourth quarter.
- **Against New Orleans (12/22)**, caught three passes for 40 yards, including a 22-yard reception in the third quarter, before exiting the contest in the fourth quarter to be evaluated for a head injury.
- **At Houston (12/29)**, tied for the team lead with four receptions for 44 yards. He finished his third NFL season with 601 yards and two touchdowns on 43 catches.
- **At Baltimore (1/11)**, registered a three-yard touchdown reception on a pass from running back Derrick Henry in the third quarter. It was his third career postseason touchdown catch.
- **At Kansas City (1/19)**, led the team with 65 yards on five receptions (tied for team lead). His yardage total set a playoff career high, and his reception total tied his playoff career high (five at New England on Jan. 13, 2018). He registered an 18-yard reception in the second quarter and added a 22-yard grab in the fourth quarter.

Davis' Career Regular Season Statistics:

| Year | Team | GP | GS | Rec | Yds | Avg | Lg | TD |
|---------------|------|-----------|-----------|------------|--------------|-------------|-----------|----------|
| 2017 | Ten | 11 | 9 | 34 | 375 | 11.0 | 37 | 0 |
| 2018 | Ten | 16 | 16 | 65 | 891 | 13.7 | 51 | 4 |
| 2019 | Ten | 15 | 11 | 43 | 601 | 14.0 | 38 | 2 |
| Totals | | 42 | 36 | 142 | 1,867 | 13.1 | 51 | 6 |

Davis' Career Postseason Statistics:

| Year | Team | GP | GS | Rec | Yds | Avg | Lg | TD |
|-----------------------|------|----------|----------|-----------|------------|-------------|-----------|----------|
| 2017 | Ten | 2 | 2 | 9 | 98 | 10.9 | 17 | 2 |
| 2019 | Ten | 3 | 3 | 6 | 68 | 11.3 | 22 | 1 |
| Playoff Totals | | 5 | 5 | 15 | 166 | 11.1 | 22 | 3 |

Davis' Regular Season Single-Game Highs:

Receptions - 9 vs. Philadelphia (9/30/18)

Receiving Yards - 161 vs. Philadelphia (9/30/18)

Long Reception - 51 vs. Philadelphia (9/30/18)

Receiving Touchdowns - 1 (Six times, last vs. L.A. Chargers, 10/20/19)

Davis' Playoff Single-Game Highs:

Receptions - 5 (Twice, last at Kansas City, 1/19/20)

Receiving Yards - 65 at Kansas City (1/19/20)

Long Reception - 22 at Kansas City, 1/19/20)

Receiving Touchdowns - 2 at New England (1/13/18)



CONVERTING THIRD DOWNS

Corey Davis led the team in overall receiving in 2018, and he also became a favorite target on third down.

Twenty-three of his 65 catches came on third down, and of those plays, 20 resulted in first downs. His 20 receptions to convert third downs tied for the eighth-highest total in the NFL and were the most by a Titans player since tight end **Delanie Walker's** 21 such catches in 2015.

Most third-down conversions on receptions in 2018:

| Player | 3rd Down Receptions | Converted for 1st Down |
|-----------------------|---------------------|------------------------|
| 1. Julio Jones | 32 | 24 |
| 2. Tyler Boyd | 24 | 22 |
| Michael Thomas | 30 | 22 |
| DeAndre Hopkins | 30 | 22 |
| 5. Adam Thielen | 29 | 21 |
| Travis Kelce | 24 | 21 |
| T.Y. Hilton | 24 | 21 |
| 8. Corey Davis | 23 | 20 |
| Mike Evans | 21 | 20 |
| 10. Davante Adams | 27 | 19 |
| Dede Westbrook | 22 | 19 |

100 RECEPTIONS IN 29 GAMES

Against Indianapolis on Sept. 15, 2019, **Corey Davis** reached 100 career receptions. In doing so, he became one of the franchise's fastest players to 100 receptions.

Since the 1970 AFL-NFL merger, only wide receivers **Kendall Wright** (22 games) and **Ernest Givins** (24) hit 100 receptions with the Titans/Oilers within their first 30 games prior to Davis.

Fewest career NFL games needed to reach 100 receptions with the franchise, 1970–2019:

| Player | Pos | Games to Reach 100 Receptions |
|-----------------------|-----------|-------------------------------|
| 1. Kendall Wright | WR | 22 |
| 2. Ernest Givins | WR | 24 |
| 3. Corey Davis | WR | 29 |
| 4. Kenny Britt | WR | 31 |
| 5. Chris Johnson | RB | 33 |
| 6. Haywood Jeffries | WR | 37 |
| Ben Troupe | TE | 37 |
| 8. Kevin Dyson | WR | 38 |
| 9. Billy Johnson | WR | 39 |
| 10. Chris Sanders | WR | 40 |

AMONG FASTEST TO 1,000 REC YARDS

On Nov. 26, 2018 at Houston, Titans wide receiver **Corey Davis** hit the 1,000-yard career receiving mark in his 22nd NFL game.

Davis reached the 1,000-yard mark in fewer career games than all but two players for the franchise since 1970. In that time period, only **Ernest Givins** and **Chris Sanders** hit the mark in fewer games. Givins reached 1,000 receiving yards in his 14th career game in 1985, and Sanders took 21 games from 1995–1996 to reach the plateau. Davis tied **Kendall Wright**, who also hit 1,000 receiving yards in his 22nd game (2012–2013).

Titans/Oilers to reach 1,000 receiving yards in the fewest games at the beginning of a career, 1970–present:

| Player | Season(s) | Games to 1,000 Rec Yards |
|-----------------------|------------------|--------------------------|
| 1. Ernest Givins | 1985 | 14 |
| 2. Chris Sanders | 1995–1996 | 21 |
| 3. Corey Davis | 2017–2018 | 22 |
| Kendall Wright | 2012–2013 | 22 |
| 5. Kenny Britt | 2009–2010 | 23 |

#10 • WR ADAM HUMPHRIES

[CLICK FOR COMPLETE BIO](#)



Wide receiver **Adam Humphries** (5-11, 195) completed his fifth NFL season and his first campaign with the Titans in 2019. He was signed as an unrestricted free agent on March 15, 2019 after spending the first four years of his career (2015-18) with the Tampa Bay Buccaneers.

Humphries appeared in the first 12 games of the regular season before suffering an ankle injury, which caused him to be inactive for the final four games in December. His regular season totals included 37 receptions for 374 yards and a pair of touchdowns. He returned for the AFC championship game and registered four catches for 25 yards.

In 60 career games with the Buccaneers (17 starts), Humphries totaled 219 receptions for 2,329 yards and nine touchdowns, increasing his reception and yardage totals every season. He also returned 51 punts for 425 yards.

In 2018, Humphries set career highs with 76 receptions, 816 receiving yards and five touchdowns. Aligned in the slot (per Sportradar and Next Gen Stats), he ranked first in the NFL in receiving first downs (42), tied for second in receptions (59), and finished second in total yards after catch (319).

A native of Spartanburg, S.C., Humphries played four seasons at Clemson, where he accumulated 127 catches for 1,097 yards and three touchdowns in 53 career games.

He entered the NFL by signing with the Buccaneers as an undrafted free agent on May 11, 2015.

2019 Notes:

- **At Cleveland (9/8)**, made his debut in a Titans uniform, and in the second quarter, he recorded his first reception with the Titans, converting a third-and-three with a five-yard catch.
- **At Jacksonville (9/19)**, led the team with 93 yards on six receptions. He achieved the fourth-highest receiving yardage total of his career and his highest since joining the Titans in 2019. He recorded a 30-yard reception in the first quarter.
- **At Atlanta (9/29)**, caught two passes for 15 yards.
- **Against Buffalo (10/6)**, caught a team-high four passes for 30 yards.
- **At Denver (10/13)**, led the team with six receptions and 47 receiving yards.
- **Against the Los Angeles Chargers (10/20)**, contributed four receptions for 40 yards and returned a punt 14 yards.
- **Against Tampa Bay (10/27)**, registered 24 yards on three receptions against his former team.
- **At Carolina (11/3)**, tied for second on the team with four receptions and finished second on the team with 65 receiving yards. He posted a 25-yard reception to convert a third down in the third quarter.



➤ **Against Kansas City (11/10)**, provided the game-winning, 23-yard touchdown reception with 23 seconds remaining in the fourth quarter. With the Titans trailing 32-27, he recorded his only catch of the day and raced into the end zone. It was his first touchdown in a Titans uniform and the 10th touchdown reception of his five-year NFL career. His touchdown was the first of his career in which he scored to give his team the lead in the fourth quarter of a win.

➤ **Against Jacksonville (11/24)**, totaled three receptions for 20 yards, including a key third-down conversion on the team's first touchdown drive (six yards). He posted a season-long 21-yard punt return in the second quarter, registering the third-longest punt return of his career.

➤ **At Indianapolis (12/1)**, recorded a 13-yard touchdown reception on a third-down play in the first quarter. It was his second touchdown reception of 2019 and his 11th career touchdown catch.

➤ **At Oakland (12/8)**, against Houston (12/15), against New Orleans (12/22), at Houston (12/29), at New England (1/4) and at Baltimore (1/11), he was inactive with an ankle injury.

➤ **At Kansas City (1/19)**, returned for the AFC championship game after missing six games with an ankle injury. He totaled four receptions for 25 yards, with three catches for first downs, including a three-yard catch to convert a fourth-and-two in the first quarter.

Humphries' Career Regular Season Receiving Statistics:

| Year | Team | GP | GS | Rec | Yds | Avg | Lg | TD |
|---------------|------|-----------|-----------|------------|--------------|-------------|-----------|-----------|
| 2015 | TB | 13 | 0 | 27 | 260 | 9.6 | 27 | 1 |
| 2016 | TB | 15 | 4 | 55 | 622 | 11.3 | 42t | 2 |
| 2017 | TB | 16 | 3 | 61 | 631 | 10.3 | 43 | 1 |
| 2018 | TB | 16 | 10 | 76 | 816 | 10.7 | 51 | 5 |
| 2019 | Ten | 12 | 3 | 37 | 374 | 10.1 | 30 | 2 |
| Totals | | 72 | 20 | 256 | 2,703 | 10.6 | 51 | 11 |

Humphries' Career Regular Season Punt/Kickoff Return Statistics:

| Year | Team | PR | Yds | Avg | Lg | TD | KR | Yds | Avg | Lg | TD |
|---------------|------|-----------|------------|------------|-----------|----------|----------|-----------|-------------|-----------|----------|
| 2015 | TB | 0 | 0 | - | - | 0 | 0 | 0 | - | - | 0 |
| 2016 | TB | 24 | 237 | 9.9 | 25 | 0 | 4 | 47 | 11.8 | 17 | 0 |
| 2017 | TB | 6 | 49 | 8.2 | 19 | 0 | 0 | 0 | - | 0 | 0 |
| 2018 | TB | 21 | 139 | 6.6 | 16 | 0 | 2 | 17 | 8.5 | 13 | 0 |
| 2019 | Ten | 12 | 78 | 6.5 | 21 | 0 | 0 | 0 | - | - | 0 |
| Totals | | 63 | 503 | 8.0 | 25 | 0 | 6 | 64 | 10.7 | 17 | 0 |

Humphries' 2019/Career Postseason Receiving Statistics:

| Year | Team | GP | GS | Rec | Yds | Avg | Lg | TD |
|------|------|----|----|-----|-----|-----|----|----|
| 2019 | Ten | 1 | 0 | 4 | 25 | 6.3 | 9 | 0 |

Humphries' 2019/Career Postseason Punt/Kickoff Return Statistics:

| Year | Team | PR | Yds | Avg | Lg | TD | KR | Yds | Avg | Lg | TD |
|------|------|----|-----|-----|----|----|----|-----|-----|----|----|
| 2019 | Ten | 0 | 0 | - | - | 0 | 0 | 0 | - | - | 0 |

Humphries' Regular Season Single-Game Highs:

Receptions - 10 vs. Carolina (1/1/17)

Receiving Yards - 102 vs. New Orleans (12/31/17)

Long Reception - 51 at Atlanta (10/14/18)

Receiving Touchdowns - 2 at Carolina (11/4/18)

Punt Returns - 5 at Arizona (9/18/16)

Punt Return Yards - 48 vs. Seattle (11/27/16)

Punt Return Long - 25 at Arizona (9/18/16)

Kickoff Returns - 1 (Six times, last vs. Philadelphia 9/16/18)

Kick Return Yards - 17 at San Francisco (10/23/16)

Kickoff Return Long - 17 at San Francisco (10/23/16)

Humphries' Playoff Single-Game Highs:

Receptions - 4 at Kansas City (1/19/20)

Receiving Yards - 25 at Kansas City (1/19/20)

Long Reception - 9 at Kansas City (1/19/20)

Receiving Touchdowns - (none)

2018 RECEIVING FROM THE SLOT

While playing for the Tampa Bay Buccaneers in 2018, **Adam Humphries** totaled 76 receptions for 816 yards and five touchdowns.

When he was aligned in the slot, Humphries was among the NFL's most productive players. Per Sportradar and Next Gen Stats, among all NFL wide receivers in the slot, Humphries ranked first in receiving first downs (42), tied for second in receptions (59), and finished second in total yards after catch (319).

Most first-down receptions from the slot among wide receivers in 2018:

| Wide Receiver | 1st Downs |
|------------------------|-----------|
| 1. Adam Humphries | 42 |
| 2. Adam Thielen | 38 |
| 3. Cole Beasley | 36 |
| 4. JuJu Smith-Schuster | 35 |
| 5. Tyler Boyd | 33 |

Most receptions from the slot among wide receivers in 2018:

| Wide Receiver | Receptions |
|---------------------|------------|
| 1. Adam Thielen | 69 |
| 2. Adam Humphries | 59 |
| JuJu Smith-Schuster | 59 |
| 4. Dede Westbrook | 55 |
| 5. Cole Beasley | 54 |

Most receiving yards from the slot among wide receivers in 2018:

| Wide Receiver | Rec Yards |
|------------------------|-----------|
| 1. Tyreek Hill | 858 |
| 2. JuJu Smith-Schuster | 788 |
| 3. Tyler Boyd | 722 |
| 4. Adam Thielen | 718 |
| 5. Adam Humphries | 666 |

Most yards after catch from the slot among wide receivers in 2018:

| Wide Receiver | Yards After Catch |
|------------------------|-------------------|
| 1. JuJu Smith-Schuster | 349 |
| 2. Adam Humphries | 319 |
| 3. Dede Westbrook | 313 |
| 4. Tyreek Hill | 301 |
| 5. Tyler Boyd | 298 |



#19 • WR TAJAÉ SHARPE

[CLICK FOR COMPLETE BIO](#)

Wide receiver **Tajaé Sharpe** (6-2, 194) completed his fourth NFL season in 2019. He was selected by the Titans in the fifth round (140th overall) of the 2016 NFL Draft.

Sharpe's 2019 totals included 25 receptions for 329 yards and a career-high four touchdowns in 15 games (six starts). His four touchdown catches ranked second on the squad.

In 2018, Sharpe contributed 26 receptions for 316 yards and two touchdowns. He played in all 16 games for the second time in his career and set a career high with 13 starts.

Sharpe's second NFL campaign came to an end before the regular season began. He was placed on injured reserve on Sept. 2 after suffering a foot injury in the preseason finale.

As a rookie, Sharpe played in all 16 games with 10 starts, the highest number of starts by a Titans rookie wide receiver since **Chris Sanders** started 11 games in 1995.

Sharpe totaled 41 receptions for 522 yards and a pair of touchdowns during his first season. At the time, only eight other rookies in franchise history had more receptions, and Sharpe ranked seventh among the NFL's 2016 rookie class in receptions and receiving yards.

At the University of Massachusetts (2012-15), Sharpe appeared in 47 career games (43 starts) and finished as the school's all-time leader with 277 receptions and 3,486 receiving yards. The two-time All-MAC first-team performer ended his collegiate career ranked third in Minuteman history with 16 touchdowns and sixth with 3,497 all-purpose yards.

As a senior in 2015, Sharpe's 111 catches led the nation. He recorded 1,319 receiving yards and five touchdown catches and was a Walter Camp All-American.

Sharpe is a native of Piscataway, N.J.

2019 Notes:

- **Against Indianapolis (9/15)**, totaled 24 yards on a pair of receptions, including a 15-yard catch.
- **At Jacksonville (9/19)**, totaled 70 yards on two receptions, posting the third-highest yardage total of his career. He recorded a 23-yard reception in the first quarter and then registered a career-long 47-yard catch in the third quarter. His previous career long was a 34-yard touchdown at Indianapolis on Nov. 20, 2016.
- **Against Buffalo (10/6)**, posted one catch for 12 yards.
- **Against the Los Angeles Chargers (10/20)**, caught two passes for 19 yards, including a go-ahead five-yard touchdown in the fourth quarter on a pass from Ryan Tannehill. The touchdown reception came on third-and-goal. He notched his first touchdown of 2019 and the fifth touchdown of his career.
- **Against Tampa Bay (10/27)**, totaled 18 yards and a touchdown on three catches. In the first quarter, he connected with Ryan Tannehill on a six-yard touchdown pass, which gave Sharpe touchdowns in back-to-back games for the second time in his career.
- **At Carolina (11/3)**, totaled 31 yards on two receptions and forced a 42-yard defensive pass interference penalty in the first quarter. On a 16-yard reception in the fourth quarter, he reached the 1,000-yard career receiving mark.
- **Against Kansas City (11/10)**, registered a 20-yard reception in the first



quarter.

- **At Indianapolis (12/1)**, he was inactive with a hamstring injury.
- **At Oakland (12/8)**, he caught four passes for 25 yards.
- **Against Houston (12/15)**, he had a pair of receptions for 28 yards.
- **Against New Orleans (12/22)**, led the team with five receptions for 69 yards and two touchdowns. It was his fourth career game with five or more receptions, and his yardage total ranked fourth in his career. It was his first career two-touchdown performance. He scored on a 36-yard touchdown reception in the third quarter and added a seven-yard touchdown grab in the fourth quarter. His four touchdown receptions in 2019 set a career high.
- **At Houston (12/29)**, recorded a 13-yard reception.
- **At Kansas City (1/19)**, recorded a start in the AFC championship game.

Sharpe's Career Regular Season Statistics:

| Year | GP | GS | Rec | Yds | Avg | Lg | TD |
|---------------|-----------|-----------|-----------|--------------|-------------|-----------------|----------|
| 2016 | 16 | 10 | 41 | 522 | 12.7 | 34t | 2 |
| 2017 | 0 | 0 | | | | Injured Reserve | |
| 2018 | 16 | 13 | 26 | 316 | 12.2 | 28 | 2 |
| 2019 | 15 | 6 | 25 | 329 | 13.2 | 47 | 4 |
| Totals | 47 | 29 | 92 | 1,167 | 12.7 | 47 | 8 |

Sharpe's 2019/Career Postseason Statistics:

| Year | GP | GS | Rec | Yds | Avg | Lg | TD |
|------|----|----|-----|-----|-----|----|----|
| 2019 | 3 | 1 | 1 | 6 | 6.0 | 6 | 0 |

Sharpe's Regular Season Single-Game Highs:

Receptions - 7 (Twice, last at L.A. Chargers, 10/21/18)
Receiving Yards - 101 at L.A. Chargers (10/21/18)
Long Reception - 47 at Jacksonville (9/19/19)
Touchdowns - 1 (Six times, last vs. Tampa Bay, 10/27/19)

Sharpe's Playoff Single-Game Highs:

Receptions - 1 at New England (1/4/20)
Receiving Yards - 6 at New England (1/4/20)
Long Reception - 6 at New England (1/4/20)

FRANCHISE ROOKIE RECEIVING LEADERS

Tajaé Sharpe finished his rookie season with 41 receptions. In franchise history, only eight other rookies had more receptions at the time (since passed by **A.J. Brown** in 2019).

Most receptions by a rookie in franchise history:

| Player (Pos) | Year | Receptions |
|------------------------------|-------------|------------|
| 1. Bill Groman (WR) | 1960 | 72 |
| 2. Kendall Wright (WR) | 2012 | 64 |
| 3. Ernest Givins (WR) | 1986 | 61 |
| 4. Sid Blanks (RB) | 1964 | 56 |
| 5. A.J. Brown (WR) | 2019 | 52 |
| 6. Charlie Hennigan (WR) | 1960 | 44 |
| 7. Chris Johnson (RB) | 2008 | 43 |
| 8. Kenny Britt (WR) | 2009 | 42 |
| Jerry LeVias (WR) | 1969 | 42 |
| 10. Tajaé Sharpe (WR) | 2016 | 41 |

PCT. RECEPTIONS FOR 1ST DOWNS IN 2018

In 2018, 84.6 percent of **Tajaé Sharpe's** receptions earned first downs (22 of 26), which ranked first in the NFL among players with eight or more receptions.

Highest percentage of receptions for first downs in 2018 (minimum eight receptions):

| Player | Receptions | Rec. for 1st Downs | Pct. |
|------------------------|------------|--------------------|-------------|
| 1. Tajaé Sharpe | 26 | 22 | 84.6 |
| 2. Mike Williams | 43 | 36 | 83.7 |
| 3. Marquise Goodwin | 23 | 19 | 82.6 |
| 4. O.J. Howard | 34 | 28 | 82.4 |
| 5. Mark Andrews | 34 | 28 | 82.4 |
| 6. Tre'Quan Smith | 28 | 23 | 82.1 |
| 7. Chris Godwin | 59 | 48 | 81.4 |
| 8. Breshad Perriman | 16 | 13 | 81.3 |
| 9. A.J. Green | 46 | 37 | 80.4 |
| 10. Devin Funchess | 44 | 35 | 79.5 |



MORE TITANS WIDE RECEIVERS

12 - WR CAMERON BATSON (5-8, 175, 2nd Year, Texas Tech)

- Wide receiver **Cameron Batson** was signed by the Titans as a rookie free agent on May 11, 2018.
- He was placed on injured reserve on July 31, 2019 after suffering an injury during training camp.
- As a rookie in 2018, he appeared in 11 total games with two starts. His rookie totals included eight receptions for 82 yards, three punt returns for four yards and one carry for one yard.
- Batson appeared in 50 games over four seasons at Texas Tech, totaling 157 receptions for 1,499 yards and 14 touchdowns. He also returned 22 kicks for 417 yards and returned 65 punts for 394 yards.
- As a senior in 2017, he saw action in all 13 games (nine starts) and set a single-season career-high with 924 all-purpose yards. He caught 59 passes for 487 yards and five touchdowns, returned 14 kicks for 308 yards, and returned 17 punts for 91 yards.
- He is a native of Oklahoma City, Okla.

12 - WR RASHARD DAVIS (5-9, 175, 1st Year, James Madison)

- Wide receiver **Rashard Davis** was signed by the Titans from the practice squad on Dec. 23.
- He appeared in one game in 2019, totaling one reception for 16 yards and two punt returns for nine yards. He also appeared in one playoff contest.
- Davis originally joined the Titans practice squad on November 5.
- He entered the NFL as an undrafted college free agent with the Philadelphia Eagles in 2017.
- Davis spent two years (2017-18) bouncing between the Eagles active roster and practice squad. He also spent time with Oakland and Kansas City over the last two years.
- As a college player at James Madison, he totaled 114 receptions for 1,549 yards and 11 touchdowns in 50 career games. As a senior, he earned CAA Special Teams Player of the Year after posting 426 punt return yards on 15 returns.

2019 Notes:

- **At Houston (12/29)**, registered his first NFL reception in the second quarter, snaring a 16-yard pass from Ryan Tannehill to convert a third down. He also fielded two punts for nine yards in his first action as an NFL returner.

16 - WR CODY HOLLISTER (6-4, 216, 2nd Year, Arkansas)

- Wide receiver **Cody Hollister** was added to the 53-man roster from the practice squad on Nov. 9, 2019. He joined the Titans as a free agent on May 13, 2019 and then spent the first nine games of the 2019 campaign on the practice squad.
- His 2019 totals included two receptions for 13 yards in five games.
- Hollister originally signed with the New England Patriots as a rookie free agent on May 5, 2017. He spent the entire 2017 season on the Patriots' practice squad, and spent the entire 2018 season on the Patriots' injured reserve list with a non-football injury.
- Hollister played in 29 games with 12 starts over three seasons at Arkansas (2014-16), and caught 27 passes for 342 yards and one touchdown.
- His twin brother, Jacob, is a tight end with the Seattle Seahawks.
- He is a native of Bend, Ore.

2019 Notes:

- **Against Kansas City (11/10)**, made his Titans debut on special teams.
- **At Indianapolis (12/1)**, recorded his first career reception on an 11-yard pass from Ryan Tannehill in the second quarter. He totaled two receptions for 13 yards.

15 - WR DARIUS JENNINGS (5-10, 180, 3rd Year, Virginia)

- Wide receiver **Darius Jennings** was re-signed by the Titans in Week 17 of 2019. He previously spent part of the 2017 season with the Titans, all of 2018 with the club, and the beginning of 2019 with the team.
- His 2019 totals included two receptions for 17 yards and nine kickoff returns for 196 yards (21.8 avg.) in eight games. He added three kickoff returns for 60 yards (20.0 avg.) in two playoff appearances.
- In 2018, Jennings appeared in all 16 games for the first time in his career. He led the NFL and set a franchise record with a 31.7-yard kickoff return average, totaling 698 yards on 22 attempts with one touchdown. The previous franchise record was set in 1960 by Ken Hall with a 31.3-yard average (19 for 594 yards). Jennings' 31.7-yard average led the NFL in 2018 and tied for the eighth-best average in the NFL among qualifiers (1.25 attempts per team game) since 1960. He also contributed 11 receptions for 101 yards.
- On Sept. 9, 2018 at Miami, he returned a kickoff 94 yards for his first NFL touchdown. It was the first kickoff return touchdown for the Titans since Sept. 23, 2012 (105 yards by Darius Reynaud vs. Detroit).
- He was first signed to the Titans during the 2017 offseason and started the season on the practice squad. On Sept. 23, 2017, he was promoted to the

53-man roster, where he spent eight games. In those eight weeks, he was inactive six times and did not play in two other contests.

- Jennings arrived in Tennessee with four games of NFL experience, including one start. He originally signed as a rookie free agent with the Cleveland Browns in 2015 and as a rookie totaled 14 receptions for 117 yards and seven kickoff returns for 158 return yards. He also spent time on the practice squad with the Browns, Chicago Bears and New York Jets.
- In 2016, he spent time with the Cleveland Browns, Chicago Bears and New York Jets practice squads.
- The Baltimore, Md., native appeared in 49 games with 28 starts during his four-year career at the University of Virginia. At the completion of his career, he ranked No. 1 all-time in Virginia history with 1,839 career kick return yards, No. 5 with 133 career receptions, No. 9 in program history with 1,667 career receiving yards and No. 11 with 3,719 career all-purpose yards.

2019 Notes:

- **At Houston (12/29)**, returned two kickoffs for 49 total yards.
- **At New England (1/4)**, returned two kickoffs for 40 total yards.

14 - WR KALIF RAYMOND (5-8, 182, 2nd Year, Holy Cross)

- Wide receiver **Kalif Raymond** was promoted from the practice squad to the 53-man roster on Oct. 26, 2019.
- In eight games in 2019, he produced nine receptions for 170 yards and one touchdown, four punt returns for 45 yards (11.3 avg.) and 18 kickoff returns for 403 yards (22.4 avg.). Additionally, he appeared in two playoff games and totaled one reception for a 45-yard touchdown, one punt return for nine yards and four kickoff returns for 68 yards (17.0 avg.).
- In 2018, Raymond spent a total of three games on the Titans practice squad, as well as one game on the New York Giants practice squad.
- Raymond arrived in Tennessee with 12 games of NFL experience with the Denver Broncos, New York Jets and Giants. His statistics prior to joining the Titans included 29 punt returns for 210 yards and 20 kick returns for 408 yards.
- Raymond originally signed with the Broncos as a rookie free agent on May 6, 2016. He spent the majority of his rookie season on the Broncos practice squad before being elevated to the active roster and appearing in four contests. He tallied 11 punt returns for 111 yards and six kick returns for 137 yards.
- Raymond spent the 2017 season on the practice squads and active rosters of both the New York Jets and New York Giants. He appeared in two games for the Jets (Weeks 1-2) where he returned five punts for 38 yards and three kicks for 85 yards. He was re-signed to the Jets practice squad for Weeks 3-4 before being waived and signed to the Giants' practice squad on Oct. 11, 2017. He was elevated to the active roster and saw action in six total contests for the Giants, returning 13 punts for six yards and 11 kicks for 186 yards.
- Raymond played in 40 games with 23 starts over four seasons (2012-15) as a wide receiver and return specialist for Holy Cross. He totaled 155 receptions for 1,683 yards and 14 touchdowns, returned 62 punts for 464 yards and a score, as well as 80 kick returns for 1,809 yards and two touchdowns.
- He is a native of Lawrenceville, Ga.

2019 Notes:

- **Against Tampa Bay (10/27)**, made his Titans debut and recorded a 45-yard kickoff return to set a new career long (previous long of 40 yards). The return led to a Titans field goal.
- **At Carolina (11/3)**, totaled 19 yards on two receptions and returned three kickoffs for 69 total yards (23.0 avg.) with a long return of 32 yards. He registered a 14-yard catch in the fourth quarter, his second career reception and his first since Nov. 19, 2017 as a member of the New York Giants.
- **Against Kansas City (11/10)**, recorded a career-long 52-yard reception on a pass from Ryan Tannehill in the second quarter. He added 46 total yards on three kickoff returns.
- **Against Jacksonville (11/24)**, registered a 14-yard reception and added a 34-yard kickoff return.
- **At Indianapolis (12/1)**, recorded his first career start and scored his first career touchdown. Late in the fourth quarter, he helped seal the victory with a 40-yard touchdown on a pass from Ryan Tannehill. It was his second catch of at least 40 yards in a three-game span.
- **At Oakland (12/8)**, totaled one reception for 11 yards and three kickoff returns for 71 yards. He added a tackle on special teams.
- **Against Houston (12/15)**, recorded a two-yard catch, three kickoff returns for 55 yards and one punt return for eight yards.
- **Against New Orleans (12/22)**, totaled two receptions for 32 yards, three punt returns for 37 yards and four kickoff returns for 83 yards.
- **At Baltimore (1/11)**, appeared in his first career postseason game and scored on a 45-yard pass from Ryan Tannehill in the second quarter. It was his first career postseason reception. The catch was the second-longest reception of his career in the regular season or playoffs.
- **At Kansas City (1/19)**, returned one punt for nine yards and three kickoffs for 61 yards.



OFFENSIVE LINEMEN

TACKLES

| No. | Name | Ht | Wt | Exp | College |
|-----|---------------|-----|-----|-----|----------------|
| 78 | Conklin, Jack | 6-6 | 308 | 4 | Michigan State |
| 71 | Kelly, Dennis | 6-8 | 321 | 8 | Purdue |
| 77 | Lewan, Taylor | 6-7 | 309 | 6 | Michigan |

GUARDS

| No. | Name | Ht | Wt | Exp | College |
|-----|---------------------|-----|-----|-----|-----------|
| 64 | Davis, Nate | 6-3 | 316 | R | Charlotte |
| 66 | Pamphile, Kevin | 6-5 | 315 | 6 | Purdue |
| 76 | Saffold III, Rodger | 6-5 | 325 | 10 | Indiana |

CENTERS

| No. | Name | Ht | Wt | Exp | College |
|-----|----------------|-----|-----|-----|---------------|
| 75 | Douglas, Jamil | 6-4 | 309 | 2 | Arizona State |
| 60 | Jones, Ben | 6-3 | 308 | 8 | Georgia |

In his final season on campus, Conklin was named second-team All-American by The Associated Press and was on numerous All-Big Ten teams.

Conklin's Career Regular Season Games Played/Games Started:

| Year | Team | GP | GS | Starts by Position |
|-------------------|------|-----------|-----------|--------------------|
| 2016 | Ten | 16 | 16 | RT-16 |
| 2017 | Ten | 16 | 16 | RT-16 |
| 2018 | Ten | 9 | 9 | RT-9 |
| 2019 | Ten | 16 | 16 | RT-16 |
| NFL Totals | | 57 | 57 | RT-57 |

Conklin's Career Postseason Games Played/Games Started:

| Year | Team | GP | GS | Starts by Position |
|-----------------------|------|----------|----------|--------------------|
| 2017 | Ten | 2 | 2 | RT-2 |
| 2019 | Ten | 3 | 3 | RT-3 |
| Playoff Totals | | 5 | 5 | RT-5 |

32 STARTS IN TWO SEASONS

Right tackle **Jack Conklin** recorded 16 starts in his second season. In doing so, he joined a total of four other former Titans and two offensive linemen in a rare feat.

Since the team became the Titans in 1999, Conklin is in a group of five players who have started all 32 games from the time they were drafted through the end of their second seasons. He joined defensive end **Jevon Kearse** (1999–2000), safety **Tank Williams** (2002–2003), offensive tackle **Michael Roos** (2005–2006) and guard **Chance Warmack** (2013–2014).

Players who have started all 32 games in their first two NFL seasons during the "Titans era" (1999–present):

| Player | Position | Seasons |
|---------------------|--------------------------|------------------|
| Jack Conklin | Right Tackle | 2016–2017 |
| Chance Warmack | Right Guard | 2013–2014 |
| Michael Roos | Right Tackle/Left Tackle | 2005–2006 |
| Tank Williams | Safety | 2002–2003 |
| Jevon Kearse | Defensive End | 1999–2000 |

#60 • C BEN JONES

[CLICK FOR COMPLETE BIO](#)

Center **Ben Jones** (6-3, 308) completed his eighth NFL season and his fourth campaign with the Titans in 2019. He was signed as an unrestricted free agent on March 10, 2016.

From 2012 through 2019, Jones appeared in 127 of 128 possible regular season games, including starts in all but one game during his first four seasons in Tennessee.

In 2019, Jones captained an offensive line that helped running back **Derrick Henry** win the NFL's rushing title (1,540 yards). He started all three playoff games en route to an AFC championship game appearance.

On Dec. 12, 2019, Jones was named the Titans nominee for the Walter Payton NFL Man of the Year Award. Considered one of the league's most prestigious honors, the award recognizes an NFL player for outstanding community service activities off the field, as well as excellence on the field.

On Nov. 3, 2019, Jones' streak of 120 consecutive games played and 88 consecutive starts came to an end when he was deactivated with a concussion. At the time, Jones' consecutive games streak tied Kansas City's **Mitchell Schwartz** for the longest active streak in the NFL among offensive linemen, and his starting streak ranked first in the NFL among all centers.

Jones started all 16 games at center in 2018, registering a start in every contest for the fifth consecutive season, dating back to his third year in Houston (2014).

In his first year in Tennessee, Jones played a key role in an offensive turnaround. The veteran was a key cog in a line that helped the Titans finish 11th overall in offense, third in rushing and tied for seventh in fewest sacks allowed.

Jones was originally selected by the Houston Texans in the fourth round (99th overall) of the 2012 NFL Draft. Over the following four seasons, he started contests at center and both guard spots. He was a starter on two playoff teams in Houston (2012 and 2015).

#78 • T JACK CONKLIN

[CLICK FOR COMPLETE BIO](#)

Jack Conklin completed his fourth NFL season in 2019. The 6-foot-6, 308-pound tackle was selected by the Titans with the eighth pick in the first round of the NFL Draft.

In 2019, Conklin started all 16 games in the regular season at right tackle for the third time in his career. He was a key contributor on an offensive line that helped running back **Derrick Henry** win the NFL's rushing title (1,540 yards).

Conklin's 2018 season came to an end with three games remaining due to a knee injury he suffered against the Jacksonville Jaguars on Dec. 6. Prior to going on injured reserve, he played and started in nine games on the season, all at right tackle.

Conklin started every game at right tackle in his first two seasons, including all 16 games in the 2017 regular season and both postseason games. However, he suffered a torn ACL during the second and final playoff contest at New England. The injury led him to spend all of training camp and preseason in 2018 on the physically unable to perform list.

As a rookie, Conklin became the team's first rookie to start all 16 games at left or right tackle since **Michael Roos** in 2005. He was a key cog in a line that helped the Titans finish 11th overall in offense, third in rushing and tied for seventh in fewest sacks allowed.

Conklin was named an alternate for the Pro Bowl and was named first-team Associated Press All-Pro. He became the first Titans player to receive first-team All-Pro honors since running back **Chris Johnson** in 2009 and the first Titans rookie to receive the honor since defensive end **Jevon Kearse** in 1999. Conklin joined Dallas guard **Zack Martin** (2014) as the only rookie offensive linemen since the AFL-NFL merger to be named first-team AP All-Pro.

Conklin became the first draft pick by new general manager **Jon Robinson**. The Titans, who initially had the first pick in the draft but traded with the Los Angeles Rams back to the 15th spot, made a deal with the Cleveland Browns to jump up to the eighth spot to select Conklin. The Titans gave up a third-round pick and a second-round pick in 2017 in the trade and also got back a sixth-round pick.

The Michigan State product was a walk-on for the Spartans but went on to become the first Michigan State offensive lineman to be selected in the first round since 1989 (**Tony Mandarich**) and also the highest drafted Spartan since wide receiver **Charles Rogers** (No. 2) in 2003.

A native of Plainwell, Mich., Conklin was a three-year starter at left tackle for the Spartans. He started 38 of his 39 career games (35 at left tackle, three at right tackle) and recorded more than 235 career knockdowns. Three of his career starts at left tackle came in bowl games (2014 Rose, 2015 Cotton, 2016 College Football Playoff Semifinal at Cotton Bowl).



In 2015, Jones started every game at center, extending his streak of consecutive regular season games played to 64, which was the second-longest active streak among NFL centers at the conclusion of the season.

A native of Centreville, Ala., Jones attended the University of Georgia, where his 49 total starts ranked third in school annals. He was a two-time All-SEC selection by the league's coaches and was named to Georgia's Team of the Decade. As a senior (2011), the team captain earned All-SEC first-team honors.

Jones' Career Regular Season Games Played/Games Started:

| Year | Team | GP | GS | Starts by Position |
|-------------------|------|------------|------------|---------------------------|
| 2012 | Hou | 16 | 10 | RG-10 |
| 2013 | Hou | 16 | 1 | RG-1 |
| 2014 | Hou | 16 | 16 | LG-16 |
| 2015 | Hou | 16 | 16 | C-16 |
| 2016 | Ten | 16 | 16 | C-16 |
| 2017 | Ten | 16 | 16 | C-16 |
| 2018 | Ten | 16 | 16 | C-16 |
| 2019 | Ten | 15 | 15 | C-15 |
| NFL Totals | | 127 | 106 | C-79, LG-16, RG-11 |

Jones' Career Postseason Games Played/Games Started:

| Year | Team | GP | GS | Starts by Position |
|-----------------------|------|----------|----------|--------------------|
| 2012 | Hou | 2 | 2 | RG-2 |
| 2015 | Hou | 1 | 1 | C-1 |
| 2017 | Ten | 2 | 2 | C-2 |
| 2019 | Ten | 3 | 3 | C-3 |
| Playoff Totals | | 8 | 8 | C6, RG-2 |

#71 • G/T DENNIS KELLY

[CLICK FOR COMPLETE BIO](#)

Dennis Kelly (6-8, 321) completed his eighth NFL season and his third campaign with the Titans in 2019. He was acquired in a trade with the Philadelphia Eagles on Aug. 16, 2016. In exchange for Kelly, the Titans dealt wide receiver Dorial Green-Beckham to the Eagles.

Kelly appeared in 15 games during the 2019 regular season, including starts at right tackle in each of the team's first four games. He caught a touchdown pass against Jacksonville on Nov. 24 and added another touchdown catch in the AFC championship game at Kansas City on Jan. 19.

Kelly played in 11 games in 2018 with five starts at right tackle. It was the third-highest start total of his career.

Kelly played in all 16 games in both 2016 and 2017. During that time he had a regular role in the team's "heavy" personnel package and earned six total starts—six in 2016 and one in 2017. He helped the Titans rush for an average of 136.7 yards per game in 2016, which ranked third in the NFL.

Kelly entered the NFL as a fifth-round selection by the Eagles in the 2012 NFL Draft. In four seasons with the Eagles, he recorded 15 starts and 30 games played. He recorded nine starts with the Eagles at right tackle, four starts at right guard and two starts at left guard.


A native of Chicago Heights, Ill., Kelly was a team captain and a two-time offensive MVP at Purdue. He started his final three seasons at left tackle for the Boilermakers.

Kelly's Career Regular Season Games Played/Games Started:

| Year | Team | GP | GS | Starts by Position |
|-------------------|------|-----------|-----------|--------------------------------------|
| 2012 | Phi | 13 | 10 | RG-3, RT-7 |
| 2013 | Phi | 0 | 0 | |
| 2014 | Phi | 3 | 3 | LG-2, RG-1 |
| 2015 | Phi | 14 | 2 | RT-2 |
| 2016 | Ten | 16 | 6 | TE-6 |
| 2017 | Ten | 16 | 1 | TE-1 |
| 2018 | Ten | 11 | 5 | RT-5 |
| 2019 | Ten | 15 | 4 | LT-4 |
| NFL Totals | | 88 | 31 | LT-4, LG-2, RG-4, RT-14, TE-7 |

Kelly's Career Postseason Games Played/Games Started:

| Year | Team | GP | GS | Starts by Position |
|-----------------------|------|----------|----------|--------------------|
| 2017 | Ten | 2 | 0 | |
| 2019 | Ten | 3 | 0 | |
| Playoff Totals | | 5 | 0 | |



#77 • T TAYLOR LEWAN

[CLICK FOR COMPLETE BIO](#)



Tackle **Taylor Lewan** (6-7, 309) completed his sixth NFL season in 2019. He was selected by the Titans with the 11th overall pick of the 2014 NFL Draft and received a multi-year contract extension in 2018.

In 2019, Lewan registered 12 starts during the regular season, anchoring an offensive line that helped running back **Derrick Henry** win the NFL's rushing title (1,540 yards). He started all three playoff games, including the AFC championship game.

Lewan was named to the Pro Bowl for the third consecutive season in 2018. He played and started in 15 of the team's 16 games at left tackle, marking his fourth consecutive season with at least 15 starts.

In 2017, Lewan became the team's first offensive lineman to make multiple Pro Bowls since center **Kevin Mawae** from 2008–2009. Lewan started all 16 games for the second consecutive season in 2017 and added starts in both postseason contests.

In 2016, Lewan started all 16 games for the first time. The left tackle was the anchor a line that helped the Titans finish 11th overall in offense, third in rushing and tied for seventh in fewest sacks allowed.

In 2015, Lewan started the first 15 games of the season at left tackle before missing the finale with a concussion.

As a rookie in 2014, Lewan played in 11 games with six starts before suffering an ankle injury. He played as a reserve for the first five games and then started in six consecutive contests before the injury caused him to be inactive the final five weeks. For his efforts, Lewan was named to the Pro Football Writers of America All-Rookie Team.

In four seasons at Michigan, Lewan appeared in 50 games with 48 starts at left tackle. He started the final 41 games of his career and was named the Big Ten Conference Offensive Lineman of the Year in 2012 and 2013. As a senior in 2013, he started all 13 games at left tackle for the third consecutive season and was named second-team *Associated Press* All-American.

At the 2014 NFL Scouting Combine, he ran the 40-yard dash in 4.87 seconds, beating all other offensive linemen in his class and clocking the fourth-fastest time among offensive linemen in the last five years (2010-14). He also ranked among the top offensive linemen at the 2014 combine in the broad jump (first at nine feet, nine inches), vertical jump (tied for third at 30.5 inches) and three-cone drill (fourth at 7.39 seconds).



A native of Cave Creek, Ariz., Lewan became the first offensive tackle selected by the Titans/Oilers in the first round since tackle Brad Hopkins (13th overall) in 1993.

Lewan's Career Regular Season Games Played/Games Started:

| Year | Team | GP | GS | Starts by Position |
|-------------------|------|-----------|-----------|--------------------|
| 2014 | Ten | 11 | 6 | LT-6 |
| 2015 | Ten | 15 | 15 | LT-15 |
| 2016 | Ten | 16 | 16 | LT-16 |
| 2017 | Ten | 16 | 16 | LT-16 |
| 2018 | Ten | 15 | 15 | LT-15 |
| 2019 | Ten | 12 | 12 | LT-12 |
| NFL Totals | | 85 | 80 | LT-80 |

Lewan's Career Postseason Games Played/Games Started:

| Year | Team | GP | GS | Starts by Position |
|-----------------------|------|----------|----------|--------------------|
| 2017 | Ten | 2 | 2 | LT-2 |
| 2019 | Ten | 3 | 3 | LT-3 |
| Playoff Totals | | 5 | 5 | LT-5 |

#76 • G RODGER SAFFOLD III

[CLICK FOR COMPLETE BIO](#)

Guard **Rodger Saffold III** (6-5, 323) completed his 10th NFL season and his first campaign with the Titans in 2019. He was signed by the Titans as an unrestricted free agent from the Los Angeles Rams on March 15, 2019.

In 2019, Saffold started all 16 games for the second consecutive season and for the fourth time in his career. He was a key member of an offensive line that helped running back **Derrick Henry** win the NFL's rushing title (1,540 yards). He started all three playoff games, including the AFC championship game.

During the first nine seasons of his career (2010-18), Saffold appeared in 114 regular season games with 111 starts. He also gained experience in the postseason, starting four career playoff games, including all three postseason contests on the Rams' run to Super Bowl LIII at the conclusion of 2018.

From 2017-18, Saffold played an integral role in one of the NFL's top-ranked offenses. According to STATS Inc., he allowed only two sacks during that time.

Saffold is extremely versatile, having started with the Rams at right tackle (three games), left tackle (36), right guard (13) and left guard (43).

A native of Bedford, Ohio, he spent four seasons at Indiana University (2006-09), where he started 41 career games and earned All-Big Ten honors as a senior.

Saffold was originally selected by the Rams in the second round (33rd overall) of the 2010 NFL Draft.



Saffold's Career Regular Season Games Played/Games Started:

| Year | Team | GP | GS | Starts by Position |
|-------------------|------|------------|------------|----------------------------------|
| 2010 | StL | 16 | 16 | LT-16 |
| 2011 | StL | 9 | 9 | LT-9 |
| 2012 | StL | 10 | 10 | LT-10 |
| 2013 | StL | 12 | 9 | RG-5, RT-3, LT-1 |
| 2014 | StL | 16 | 16 | LG-13, RG-3 |
| 2015 | StL | 5 | 5 | RG-5 |
| 2016 | LAR | 15 | 15 | LG-12, LT-2, RT-1 |
| 2017 | LAR | 15 | 15 | LG-15 |
| 2018 | LAR | 16 | 16 | LG-16 |
| 2019 | Ten | 16 | 16 | LG-16 |
| NFL Totals | | 130 | 127 | LG-72, LT-38, RG-13, RT-4 |

Saffold's Career Postseason Games Played/Games Started:

| Year | Team | GP | GS | Starts by Position |
|-----------------------|------|----------|----------|--------------------|
| 2017 | LAR | 1 | 1 | LG-1 |
| 2018 | LAR | 3 | 3 | LG-3 |
| 2019 | Ten | 3 | 3 | LG-3 |
| Playoff Totals | | 7 | 7 | LG-7 |

MORE TITANS OFFENSIVE LINEMEN

64 - OL NATE DAVIS (6-3, 316, Rookie, Charlotte)

- **Nate Davis** was selected by the Titans in the third round (82nd overall) of the 2019 NFL Draft.
- As a rookie, Davis played in 13 games with 12 starts at right guard. It was the highest number of starts at guard by a Titans rookie since Chance Warmack's 16 starts in 2013. He also started all three of the team's postseason games.
- In four seasons at Charlotte (2015-18), Davis appeared in 41 career games with 37 starts. A four-year starter on the offensive line, Davis started at guard from 2015-17 before switching to right tackle for his senior season in 2018.
- Davis is a native of Ashburn, Va.

75 - G JAMIL DOUGLAS (6-4, 309, 2nd Year, Arizona State)

- Guard **Jamil Douglas** was signed by the Titans to the practice squad on Oct. 3, 2018.
- In 2019, he appeared in 15 games with five total starts during the regular season—four at right guard and one at center. He also played in all three postseason contests.
- Douglas arrived in Tennessee with 17 games of NFL experience, including six starts at right guard and center.
- Douglas was originally drafted by the Miami Dolphins in the fourth round (114th overall) of the 2015 NFL Draft. He appeared in all 16 games and made six starts as a rookie.
- In 2016, he spent time on the Dolphins practice squad and active roster (one game) and then spent much of the year on the New England Patriots practice squad.
- In 2017, Douglas spent the preseason with the Patriots before being waived during roster cuts. He was signed by the Atlanta Falcons to the team's practice squad, where he spent majority of the season before being elevated to the 53-man roster in Week 17 (did not play).
- In 2018, he spent the preseason with the Falcons before being waived during roster cuts. Douglas spent the remainder of the season on both the Indianapolis Colts and Titans practice squads.
- The Cypress, Calif., native played college football at Arizona State (2011-14), where he appeared in 53 games and made 40 consecutive starts.

66 - G/T KEVIN PAMPHILE (6-5, 315, 6th Year, Purdue)

- **Kevin Pamphile** (pronounced pom-HEEL) was signed by the Titans as an unrestricted free agent on March 29, 2018.
- In 2019, Pamphile was inactive for 15 regular season games and three postseason games. He dressed but did not play in one regular season contest.
- Pamphile was placed on injured reserve on Sept. 25, 2018, three games into his first campaign in Tennessee. He appeared in all three games, starting against Houston (Sept. 16) at left tackle and at Jacksonville (Sept. 23) at right tackle.
- Pamphile was originally selected by the Tampa Bay Buccaneers in the fifth round (149th overall) of the 2014 NFL Draft. He spent four seasons with the Buccaneers (2014-17), appearing in 53 games with 33 starts. He started contests at guard, tackle and as an extra tight end.
- In his last two seasons in Tampa Bay (2016-17), Pamphile appeared in 30 games with 29 starts. He started 28 games at left guard and one contest at right tackle.
- In 2017, Pamphile played in all 16 games with a career-high 15 starts at left guard and was a part of a line that helped block for an offensive unit that produced 5,816 total yards, the third-most for a single season in team history.
- Pamphile played in 35 games at Purdue from 2009–2013, with 21 starts on the offensive line. As a senior in 2013, he started all 12 games at left tackle for the Boilermakers.



DEFENSIVE LINEMEN

| No. | Name | Ht | Wt | Exp | College |
|-----|------------------|-----|-----|-----|---------------------|
| 99 | Casey, Jurrell | 6-1 | 305 | 9 | Southern California |
| 92 | Dickerson, Matt | 6-5 | 292 | 2 | UCLA |
| 96 | Ivie, Joey | 6-3 | 301 | 1 | Florida |
| 94 | Johnson, Austin | 6-4 | 314 | 4 | Penn State |
| 90 | Jones, DaQuan | 6-4 | 322 | 6 | Penn State |
| 97 | Mack, Isaiah | 6-1 | 299 | R | Chattanooga |
| 98 | Simmons, Jeffery | 6-4 | 305 | R | Mississippi State |

#99 • DT JURRELL CASEY

[CLICK FOR COMPLETE BIO](#)

Defensive lineman **Jurrell Casey** (6-1, 305) completed his ninth NFL season in 2019. He was selected by the Titans in the third round (77th overall) of the 2011 NFL Draft.

A six-time defensive captain and a two-time Titans nominee for the Walter Payton NFL Man of the Year Award, Casey was named to his fifth consecutive Pro Bowl at the conclusion of the 2019 season. He became the seventh player in franchise history and the first in the "Titans era" (1999-present) to accomplish the feat.

In 2019, he became the seventh player in team annals to reach 50 career sacks (51), and his five sacks during the season made him the organization's first player since **Ray Childress** (1986-1994) to tally at least five sacks in seven straight seasons. His totals also included 61 tackles, three tackles for loss, a team-high 30 quarterback pressures, one forced fumble and two fumble recoveries. He played in and started 14 games during the regular season plus all three postseason contests, leading the defense with 2.5 sacks in the playoffs.

In 2018, Casey started 15 games and totaled seven sacks and a career-high 50 quarterback pressures. It marked the third time in his career he totaled at least seven sacks.

In 2017, Casey started all 16 games and set a then-career high with 35 quarterback pressures, which ranked second on the team. His six sacks also ranked second on the squad, and he became the first player for the team since Childress (1986-1994) to register five or more consecutive seasons with at least five sacks.

In 2016, Casey started 15 games and set a then-career high with 29 quarterback pressures in addition to 51 tackles, five sacks, three tackles for loss and five passes defended.

In 2015, he started all 16 games for the second consecutive season. He led the team's defensive linemen with 86 tackles and tied **Brian Orakpo** for the team lead with seven sacks, the second-best total of Casey's career. Casey also set a then-career high and finished second on the team behind Orakpo with 28 quarterback pressures. He was named to the Pro Bowl for the first time in his career.

Casey was named one of five permanent team captains by his teammates for the first time in 2014. While remaining a key cog in the defense's switch from a 4-3 to a 3-4 scheme, he started all 16 games and led the team's defensive linemen (fourth on the team) with 86 tackles. His 27 quarterback pressures and 13 tackles for loss tied for the team lead and set new career highs. With five sacks, he ranked second on the squad.

In 2013, Casey was named *Associated Press* second-team All-Pro after putting together one of the best seasons by a defensive tackle in franchise history. His 10.5 sacks set a career high and made up the second-highest total by a franchise defensive tackle since sacks became an official statistic in 1982, finishing behind only Childress' 13 sacks in 1992. In 2013, only **Jason Hatcher** of the Dallas Cowboys (11) finished with more sacks than Casey among defensive tackles.

Casey started 31 out of 32 games in his first two seasons, and in each campaign he led the team's defensive linemen in tackles. As a rookie, he notched 74 tackles and 2.5 sacks, and he followed with 80 tackles and three sacks in 2012.



A native of Long Beach, Calif., Casey played in 38 games (26 starts) on the defensive line (24 at right defensive tackle and two at nose tackle) at the University of Southern California. He recorded 138 tackles, nine sacks, 22 tackles for loss, three quarterback pressures, four fumble recoveries, three forced fumbles, an interception and three passes defended.

In his final season with the Trojans (2010), he started all 13 games for the second consecutive season and had 67 tackles, a team-best 11 tackles for loss, a team-leading 4.5 sacks, one interception, one fumble recovery and two passes defended. He was named first-team All-Pac 10.

2019 Notes:

- **At Cleveland (9/8)**, posted two tackles and a team-high four quarterback pressures.
- **Against Indianapolis (9/15)**, totaled five tackles.
- **At Jacksonville (9/19)**, registered six tackles and a team-high three quarterback pressures.
- **At Atlanta (9/29)**, tallied six tackles, one sack, four quarterback pressures, one forced fumble and one fumble recovery. Late in the first quarter, he tallied a sack, a forced fumble and a fumble recovery on the same play – marking the first time in his career he accomplished the feat. He knocked the ball out of the hands of Matt Ryan to record his 47th career sack, his eighth career forced fumble and his fourth career fumble recovery. In the second quarter, he helped bring down Falcons running back Devonta Freeman for a one-yard loss on fourth-and-one.
- **Against Buffalo (10/6)**, produced two tackles and a team-high four quarterback pressures.
- **At Denver (10/13)**, totaled six tackles and one quarterback pressure.
- **Against the Los Angeles Chargers (10/20)**, credited with one tackle, two quarterback pressures and one fumble recovery. He made a game-saving play with a fumble recovery in the end zone for a touchback with 15 seconds remaining in the fourth quarter. The fumble was forced by linebacker Wesley Woodyard on a rushing attempt by Melvin Gordon III. The play gave Casey a career-high two fumble recoveries in 2019 and five total career fumble recoveries.
- **Against Tampa Bay (10/27)**, registered seven tackles, one sack, a team-high three quarterback pressures and one tackle for loss. In the second quarter, he dropped Jameis Winston for a five-yard sack on third down. In doing so, he tied Robert Brazile for seventh place on the franchise's all-time sack chart with his 48th career sack. With two minutes remaining in the fourth quarter, he combined with safety Kenny Vaccaro for a key fourth-down stop by stuffing running back Peyton Barber for a one-yard loss in Titans territory.
- **At Carolina (11/3)** and **against Kansas City (11/10)**, he was inactive with a shoulder injury.
- **Against Jacksonville (11/24)**, totaled three tackles and two quarterback pressures.
- **At Indianapolis (12/1)**, posted six tackles, one sack and one quarterback pressure. He took down Jacoby Brissett for a seven-yard sack in the second quarter. With his 49th career sack, he passed Robert Brazile (48 career sacks) for seventh place on the franchise's all-time sack chart.



- **At Oakland (12/8)**, led the defense with four quarterback pressures and two tackles for loss. He totaled five tackles.
- **Against Houston (12/15)**, notched three tackles and one quarterback pressure.
- **Against New Orleans (12/22)**, registered four tackles, one sack and one quarterback pressure. He recorded a nine-yard sack of Drew Brees in the second quarter, and with the play, he became the seventh player in franchise history to reach 50.0 career sacks. Jevon Kearse is the only other player to do so in the "Titans era" (1999–present).
- **At Houston (12/29)**, registered five tackles and a sack. He sacked AJ McCarron for a nine-yard loss to end the second quarter to notch his fifth sack of 2019. It marked his seventh consecutive season with at least five sacks. Since individual sacks became an official NFL statistic in 1982, Casey became the second franchise player to have five sacks in seven consecutive seasons—and the first in the "Titans era" (1999–present). Former Oilers defensive lineman Ray Childress tallied at least five sacks for nine straight seasons from 1986–1994.
- **At New England (1/4)**, posted three tackles and one quarterback pressure in a wild card victory.
- **At Baltimore (1/11)**, led the team with two sacks and tied for the lead with three quarterback pressures in a divisional round win. He totaled six tackles and added a forced fumble. His two sacks tied the franchise record for most sacks in a playoff games since individual sacks became an official statistic in 1982 (Jevon Kearse, Jan. 8, 2000 vs. Buffalo; William Fuller, Jan. 3, 1993 at Buffalo). His first career postseason sack came in the second quarter, when he dropped Lamar Jackson for an eight-yard loss. In the third quarter, he knocked the ball out of the hands of Lamar Jackson to register a sack and forced fumble. The ball was recovered by teammate Jeffery Simmons at Baltimore's 20-yard line, leading to a Titans touchdown.
- **At Kansas City (1/19)**, recorded two tackles and a quarterback pressure in the AFC championship game. He also combined with defensive lineman DaQuan Jones on a sack of Patrick Mahomes in the fourth quarter. With 2.5 sacks during the postseason, he tied Jason Fisk (2.5 in 1999) for the second-best total for the franchise since individual sacks became an official statistic in 1982. Only Jevon Kearse's three sacks during the 1999 postseason rank higher.

Casey's Career Regular Season Statistics:

| Year | GP | GS | Tackle | Sack | TFL | QBP | Int | PD | FF | FR |
|---------------|------------|------------|------------|-------------|-----------|------------|----------|-----------|----------|----------|
| 2011 | 16 | 15 | 74 | 2.5 | 5 | 9 | 0 | 1 | 1 | 1 |
| 2012 | 16 | 16 | 80 | 3.0 | 6 | 3 | 0 | 0 | 2 | 0 |
| 2013 | 15 | 14 | 90 | 10.5 | 3 | 10 | 0 | 3 | 1 | 1 |
| 2014 | 16 | 16 | 86 | 5.0 | 13 | 27 | 0 | 1 | 0 | 0 |
| 2015 | 16 | 16 | 86 | 7.0 | 11 | 28 | 0 | 5 | 0 | 0 |
| 2016 | 15 | 15 | 51 | 5.0 | 3 | 29 | 0 | 5 | 0 | 0 |
| 2017 | 16 | 16 | 72 | 6.0 | 7 | 35 | 0 | 1 | 1 | 0 |
| 2018 | 15 | 15 | 72 | 7.0 | 7 | 50 | 0 | 0 | 2 | 1 |
| 2019 | 14 | 14 | 61 | 5.0 | 3 | 30 | 0 | 0 | 1 | 2 |
| Totals | 139 | 137 | 672 | 51.0 | 58 | 221 | 0 | 16 | 8 | 5 |

Casey's Career Postseason Statistics:

| Year | GP | GS | Tackle | Sack | TFL | QBP | Int | PD | FF | FR |
|---------------|----------|----------|-----------|------------|----------|-----------|----------|----------|----------|----------|
| 2017 | 2 | 2 | 14 | 0.0 | 0 | 9 | 0 | 1 | 0 | 0 |
| 2019 | 3 | 3 | 11 | 2.5 | 0 | 5 | 0 | 0 | 1 | 0 |
| Totals | 5 | 5 | 25 | 2.5 | 0 | 14 | 0 | 1 | 1 | 0 |

Casey's Regular Season Single-Game Highs:

Tackles - 10 (Twice, last vs. Arizona, 12/15/13)
Sacks - 2 (Nine times, last vs. Houston, 9/16/18)
Tackles for Loss - 3 (Three times, last at San Francisco, 12/17/17)
Forced Fumble - 1 (Eight times, last at Atlanta, 9/29/19)
Fumble Recovery - 1 (Five times, last vs. L.A. Chargers, 10/20/19)
Quarterback Pressures - 8 at Dallas (11/5/18)
Passes Defensed - 3 vs. Atlanta (10/25/15)

Casey's Playoff Single-Game Highs:

Tackles - 8 at Kansas City (1/6/18)
Sacks - 2 at Baltimore (1/11/20)
Forced Fumble - 1 at Baltimore (1/11/20)
Quarterback Pressures - 5 at New England (1/13/18)
Passes Defensed - 1 at Kansas City (1/6/18)

FRANCHISE SACK LEADERS

Jurrell Casey ranks among the franchise's all-time leaders in career sacks. He passed former linebacker **Robert Brazile** (48.0) on Dec. 1, 2019 for seventh place in franchise annals.

In the franchise's "Titans era" (1999–present), only former defensive end **Jevon Kearse** (52.0) has more sacks than Casey.

Most career sacks, franchise history:

| Player | Position | Seasons | Sacks* |
|-------------------------|-----------|------------------|-------------|
| 1. Elvin Bethea | DE | 1968–83 | 105.0 |
| 2. Ray Childress | DT | 1985–95 | 75.5 |
| 3. Jesse Baker | DE | 1979–87 | 66.0 |
| 4. William Fuller | DE | 1986–93 | 59.0 |
| 5. Sean Jones | DE | 1988–93 | 57.5 |
| 6. Jevon Kearse | DE | 1999–03, 2008–09 | 52.0 |
| 7. Jurrell Casey | DT | 2011–19 | 51.0 |
| 8. Robert Brazile | LB | 1975–84 | 48.0 |
| 9. Ted Washington | LB | 1973–82 | 45.0 |
| 10. Derrick Morgan | OLB | 2010–19 | 44.5 |

* Individual sacks became an official statistic in 1982. Sacks recorded prior to 1982 are unofficial.

SACKS BY DEFENSIVE TACKLES SINCE 2011

Since **Jurrell Casey** entered the NFL in 2011, only three players whose primary position is defensive tackle have registered more sacks than him.

Most sacks by NFL defensive tackles (primary position) since 2011:

| Defensive Tackle | Sacks |
|-------------------------|-------------|
| 1. Geno Atkins | 72.5 |
| 2. Aaron Donald | 72.0 |
| 3. Gerald McCoy | 56.5 |
| 4. Jurrell Casey | 51.0 |
| 5. Ndamukong Suh | 46.0 |
| 6. Kyle Williams | 35.0 |
| 7. Kawann Short | 32.5 |
| 8. Marcell Dareus | 32.0 |
| 9. Fletcher Cox | 31.5 |
| 10. Mike Daniels | 26.0 |

FIVE PRO BOWLS

In being named to his fifth Pro Bowl in 2019, **Jurrell Casey** tied for the sixth-most consecutive Pro Bowls in franchise history. Prior to Casey, the most recent player to do so was offensive lineman **Bruce Matthews**, who made 14 consecutive Pro Bowls from 1988–2001.

Casey achieved a first-time feat for players in the club's "Titans era" (1999–present). Eight other players who have worn the two-tone blue have been named to three total Pro Bowls. However, Casey was the first to earn four or more selections in the Titans era. He did so in five consecutive seasons.

Most consecutive Pro Bowl seasons, franchise history (1960–present)*:

| Player | Position | Consecutive Pro Bowls* | Seasons |
|-------------------------|-----------|------------------------|------------------|
| 1. Bruce Matthews | OL | 14 | 1988–2001 |
| 2. Mike Munchak | G | 7 | 1987–1993 |
| Robert Brazile | OLB | 7 | 1976–1982 |
| 4. Warren Moon | QB | 6 | 1988–1993 |
| Bob Talamini | OL | 6 | 1962–1967 |
| 6. Jurrell Casey | DT | 5 | 2015–2019 |
| Charlie Hennigan | WR | 5 | 1961–1965 |
| 8. Eddie George | RB | 4 | 1997–2000 |
| Ray Childress | DL | 4 | 1990–1993 |
| Earl Campbell | RB | 4 | 1978–1981 |
| Curley Culp | DT | 4 | 1975–1978 |

* Includes AFL All-Stars prior to 1970

SACKS BY TITANS/OILERS DTs

Since individual sacks became an official NFL statistic in 1982, **Jurrell Casey** and **Ray Childress** are the only Titans/Oilers defensive tackles to produce double-digit sacks in a single season.

Most sacks in a season by Oilers/Titans defensive tackles, 1982–present:

| Defensive Tackle | Season | Sacks |
|-------------------------|-------------|-------------|
| 1. Ray Childress | 1992 | 13.0 |
| 2. Jurrell Casey | 2013 | 10.5 |
| 3. Ray Childress | 1993 | 9.0 |
| 4. Albert Haynesworth | 2008 | 8.5 |
| Ray Childress | 1989 | 8.5 |
| Ray Childress | 1988 | 8.5 |
| Ray Childress | 1990 | 8.0 |
| 8. Jurrell Casey | 2018 | 7.0 |
| Jurrell Casey | 2015 | 7.0 |
| Karl Klug | 2011 | 7.0 |
| Gary Walker | 1997 | 7.0 |
| Ray Childress | 1991 | 7.0 |

Note: In 1992, Lee Williams recorded 11 total sacks while playing both defensive end and defensive tackle for the Oilers. He is excluded from this list.

#94 • DL AUSTIN JOHNSON

[CLICK FOR COMPLETE BIO](#)

Defensive lineman **Austin Johnson** (6-4, 314) completed his fourth NFL season in 2019. He was selected by the Titans with the 43rd overall pick in the second round of the 2016 NFL Draft.

In 2019, Johnson appeared in all 16 games for the third consecutive season. His totals included 29 tackles, one tackle for loss, three quarterback pressures and one pass defended. He also appeared in all three postseason games.

In 2018, Johnson set career highs with nine starts and five quarterback pressures.

In 2017, Johnson played in all 16 games with three starts and totaled 32 tackles, one sack, two tackles for loss and two passes defended. He also appeared in both playoff games (one start) and contributed six tackles and one quarterback pressure.

In his rookie campaign, Johnson played in 10 games and totaled 15 tackles, 0.5 sacks, one tackle for loss, one quarterback pressure and one pass defended.

In three seasons at Penn State, Johnson appeared in 38 games and recorded 28 starts, including starts in all 26 games as a sophomore and junior. He totaled 154 tackles, 8.5 sacks, 24 tackles for loss, eight passes defended, one forced fumble and four fumble recoveries, including a 71-yard fumble return for a touchdown.

As a junior in 2015, Johnson started all 13 games and was named Associated Press first-team All-Big Ten honors. He ranked second on the team with 15 tackles for loss and 6.5 sacks. His 78 tackles ranked second among FBS defensive linemen and third on the team. It was the highest tackle total by a Penn State defensive lineman since Jimmy Kennedy's 87 in 2002.

Johnson is a native of Galloway, N.J.

2019 Notes:

- **At Cleveland (9/8)**, totaled three tackles.
- **At Jacksonville (9/19)**, recorded one quarterback pressure.
- **Against the Los Angeles Chargers (10/20)**, credited with two tackles.
- **Against Tampa Bay (10/27)**, posted one tackle in his 50th career game.
- **At Carolina (11/3)**, totaled four tackles and one pass defended.
- **Against Kansas City (11/10)**, tallied three tackles and one quarterback pressure.
- **At Indianapolis (12/1)**, registered two tackles, one tackle for loss and one blocked field goal. He blocked Adam Vinatieri's 53-yard field goal attempt in the first quarter. It was his first career blocked kick and one of the team's two blocked field goals in the game.
- **At Oakland (12/8)**, posted two tackles and one quarterback pressure.
- **Against Houston (12/15)**, notched three tackles.
- **Against New Orleans (12/22)**, tallied three tackles.



- **At Houston (12/29)**, posted one tackle.
- **At New England (1/4)**, registered two tackles in a wild card victory.
- **At Kansas City (1/19)**, rotated on the defensive line in the AFC championship game.

Johnson's Career Regular Season Statistics:

| Year | GP | GS | Tackle | Sack | TFL | QBP | Int | PD | FF | FR |
|---------------|-----------|-----------|------------|------------|----------|----------|----------|----------|----------|----------|
| 2016 | 10 | 0 | 15 | 0.5 | 1 | 1 | 0 | 1 | 0 | 0 |
| 2017 | 16 | 3 | 32 | 1.0 | 2 | 0 | 0 | 2 | 0 | 0 |
| 2018 | 16 | 9 | 25 | 1.0 | 1 | 5 | 0 | 2 | 0 | 0 |
| 2019 | 16 | 1 | 29 | 0.0 | 1 | 3 | 0 | 1 | 0 | 0 |
| Totals | 58 | 13 | 101 | 2.5 | 5 | 9 | 0 | 6 | 0 | 0 |

Johnson's Career Postseason Statistics:

| Year | GP | GS | Tackle | Sack | TFL | QBP | Int | PD | FF | FR |
|---------------|----------|----------|----------|------------|----------|----------|----------|----------|----------|----------|
| 2017 | 2 | 1 | 6 | 0.0 | 0 | 1 | 0 | 0 | 0 | 0 |
| 2019 | 3 | 0 | 2 | 0.0 | 0 | 0 | 0 | 0 | 0 | 0 |
| Totals | 5 | 1 | 8 | 0.0 | 0 | 1 | 0 | 0 | 0 | 0 |

Johnson's Regular Season Single-Game Highs:

Tackles - 5 (Twice, last at Buffalo, 10/7/18)

Sacks - 1 (Twice, last at Dallas, 11/5/18)

Johnson's Playoff Single-Game Highs:

Tackles - 3 (Twice, last at New England, 1/13/18)

#90 • DL DAQUAN JONES

[CLICK FOR COMPLETE BIO](#)

Defensive lineman **DaQuan Jones** (6-4, 322) completed his sixth NFL season in 2019. He was selected by the Titans in the fourth round (112th overall) of the 2014 NFL Draft.

In 2019, Jones started all 16 games for the fourth time in his career and for the second consecutive season. He achieved career highs with 21 quarterback pressures and three passes defended, and his totals also included 50 tackles, one sack and one tackle for loss.

In 2018, Jones started all 16 games and tallied 39 tackles on the season. He added 14 quarterback pressures, a career-high four tackles for loss and one pass defended.

Jones was placed on injured reserve on Dec. 4, 2017 due to a bicep injury he suffered the previous day against the Houston Texans. It concluded a season in which he totaled a career-high 3.5 sacks. The injury put an end to his streak of 45 consecutive starts.

Jones was one of two Titans who started every game from 2015–2016, holding down a spot at defensive end for consecutive seasons. Outside linebacker **Brian Orakpo** was the other member of the team to start every game in that time period.

As a rookie, Jones appeared in seven games with one start. He registered 13 tackles, a sack, three quarterback pressures, two tackles for loss and a forced fumble.

A leader at Penn State during a time of turmoil, Jones started 23 of 46 college games, with all of his starting assignments coming during the last two seasons. Jones finished his career with 92 tackles, adding 4.5 sacks



for minus 28 yards, 15.5 stops for losses totaling 55 yards, two fumble recoveries and a pass deflection.

As a senior in 2013, he started all 12 games at defensive tackle, finishing fifth on the team with a career-high 56 tackles (33 solos). His tackle total was the most for any interior defensive lineman in the Big Ten during the 2013 campaign. Jones was named first-team All-Big Ten by the league's coaches and second-team All-Conference by the media. He was named Penn State's Outstanding Senior Player and the recipient of the team's Reid-Robinson Award.

Jones is a native of Johnson City, N.Y.

2019 Notes:

- **At Cleveland (9/8)**, totaled three tackles, one quarterback pressure and one tackle for loss.
- **Against Indianapolis (9/15)**, totaled six tackles.
- **At Jacksonville (9/19)**, contributed two tackles and one quarterback pressure.
- **At Atlanta (9/29)**, set a career high with four quarterback pressures and added a tackle.
- **Against Buffalo (10/6)**, registered three tackles, one sack and two quarterback pressures. He forced quarterback Josh Allen out of bounds for no gain in the first quarter to earn his first sack of the season (seventh career sack).
- **Against the Los Angeles Chargers (10/20)**, registered three tackles and tied his career high with four quarterback pressures.
- **Against Tampa Bay (10/27)**, notched four tackles and one pass defended.
- **At Carolina (11/3)**, totaled six tackles, one quarterback pressure and one pass defended.
- **Against Kansas City (11/10)**, tallied three tackles and one quarterback pressure.
- **Against Jacksonville (11/24)**, totaled two tackles, one quarterback pressure and one pass defended.
- **At Indianapolis (12/1)**, registered three tackles and two quarterback pressures.
- **At Oakland (12/8)**, contributed two tackles and one quarterback pressure.
- **Against Houston (12/15)**, notched five tackles and one quarterback pressure.
- **Against New Orleans (12/22)**, tallied three tackles and one quarterback pressure.
- **At Houston (12/29)**, produced two tackles and one quarterback pressure. He started his 16th game of the season, giving him two consecutive seasons and four total seasons in his career with 16 starts.
- **At New England (1/4)**, started in his first career playoff game and registered three tackles in a wild card victory.
- **At Baltimore (1/11)**, notched two tackles and two quarterback pressures in a divisional round victory.
- **At Kansas City (1/19)**, tallied four tackles and one quarterback pressure. He also combined with defensive lineman Jurrell Casey on a sack of Patrick Mahomes in the fourth quarter.

Jones' Career Regular Season Statistics:

| Year | GP | GS | Tackle | Sack | TFL | QBP | Int | PD | FF | FR |
|---------------|-----------|-----------|------------|------------|-----------|-----------|----------|----------|----------|----------|
| 2014 | 7 | 1 | 13 | 1.0 | 2 | 3 | 0 | 0 | 1 | 0 |
| 2015 | 16 | 16 | 67 | 0.0 | 2 | 15 | 0 | 0 | 0 | 1 |
| 2016 | 16 | 16 | 29 | 1.5 | 1 | 8 | 0 | 0 | 0 | 1 |
| 2017 | 12 | 12 | 36 | 3.5 | 1 | 9 | 0 | 0 | 0 | 0 |
| 2018 | 16 | 16 | 39 | 0.0 | 4 | 14 | 0 | 1 | 0 | 0 |
| 2019 | 16 | 16 | 50 | 1.0 | 1 | 21 | 0 | 3 | 0 | 0 |
| Totals | 83 | 77 | 234 | 7.0 | 11 | 70 | 0 | 4 | 1 | 2 |

Jones' Career Postseason Statistics:

| Year | GP | GS | Tackle | Sack | TFL | QBP | Int | PD | FF | FR |
|------|----|----|--------|------|-----|-----|-----|----|----|----|
| 2019 | 3 | 3 | 9 | 0.5 | 0 | 3 | 0 | 0 | 0 | 0 |

Jones' Regular Season Single-Game Highs:

Tackles - 7 (Three times, last at Buffalo, 10/7/18)

Sacks - 2 at Indianapolis (11/26/17)

Quarterback Pressures - 4 (Twice, last vs. L.A. Chargers, 10/20/19)

Forced Fumble - 1 vs. Indianapolis (12/28/14)

Fumble Recovery - 1 (Twice, last vs. Houston, 1/1/17)

Jones' Playoff Single-Game Highs:

Tackles - 4 at Kansas City (1/19/20)

Sacks - 0.5 at Kansas City (1/19/20)

#98 • DL JEFFERY SIMMONS

[CLICK FOR COMPLETE BIO](#)



Defensive lineman **Jeffery Simmons** (6-4, 305) was selected by the Titans in the first round (19th overall) of the 2019 NFL Draft.

Simmons began his rookie season on the non-football injury list due to a knee injury he suffered during training in February 2019. He missed the first six games of the season before joining the 53-man roster in Week 7.

His rookie totals included 40 tackles, two sacks, two tackles for loss, 14 quarterback pressures and one pass defended in nine games (seven starts). He added four tackles, three quarterback pressures and a fumble recovery in three playoff contests.

During a three-year career as a defensive tackle at Mississippi State, Simmons appeared in 38 contests with 28 starts. He finished his career ranked sixth in school history with 32.5 in tackles for loss. He also tied for sixth in MSU annals with five forced fumbles and tied for fourth with three blocked kicks. His totals also included 163 tackles, seven sacks, seven passes defended and two defensive touchdowns.

He was a first-team All-SEC selection as a sophomore and junior and was one of two players in the nation to be named a Bednarik Award Semifinalist in both 2017 and 2018.

As a junior in 2018, Simmons was named second-team All-American after totaling 63 tackles, 17 tackles for loss and two sacks. His 17 tackles for loss led the team, ranked fourth in the SEC and were the third-most in single-season school history.

During his sophomore season (2017), he set a career high with five sacks and added 12 tackles for loss. With three total blocked kicks and punts, he became the first SEC player since 2004 to lead the nation in the category.

Simmons is a native of Macon, Miss.

2019 Notes:

- Placed on the non-football injury list on July 22, 2019.
- Did not play during the preseason.
- Placed on reserve/non-football injury on Aug. 31, 2019.
- Activated from reserve/non-football injury to the 53-man roster on Oct. 19, 2019.
- **Against the Los Angeles Chargers (10/20)**, made his NFL debut and totaled six tackles, one sack, two quarterback pressures and one tackle for loss. He recorded his first career sack in the third quarter when he dropped Philip Rivers for a three-yard loss. He became the first Titans player with a sack in his first NFL game since defensive lineman Angelo Blackson at Tampa Bay on Sept. 13, 2015.
- **Against Tampa Bay (10/27)**, logged his first career start and totaled four tackles and two quarterback pressures.
- **At Carolina (11/3)**, totaled four tackles and one quarterback pressure.
- **Against Kansas City (11/10)**, tallied three tackles and one quarterback pressure.
- **Against Jacksonville (11/24)**, totaled six tackles to tie his career high.
- **At Indianapolis (12/1)**, logged five tackles and three quarterback pressures.
- **At Oakland (12/8)**, registered five tackles, one sack and one tackle for loss. He recorded his second career sack, dropping Derek Carr for a four-



yard loss in the third quarter.

- **Against Houston (12/15)**, registered four tackles, two quarterback pressures and one pass defended. In the third quarter, with the Texans on Tennessee's four-yard line, he batted Deshaun Watson's pass in the air, and linebacker Jayon Brown caught the ball in the end zone for an interception.
- **Against New Orleans (12/22)**, he was inactive with a knee injury.
- **At Houston (12/29)**, produced three tackles and tied for the team high with three quarterback pressures.
- **At New England (1/4)**, tallied a pair of tackles and one quarterback pressure in his first career playoff appearance.
- **At Baltimore (1/11)**, totaled two tackles, two quarterback pressures and one fumble recovery in a divisional round win. In the third quarter, he registered his first career fumble recovery after the ball was lost by quarterback Lamar Jackson. The Titans scored a touchdown on the subsequent drive.
- **At Kansas City (1/19)**, played on the defensive line in the AFC championship game.

Simmons' 2019/Career Regular Season Statistics:

| Year | GP | GS | Tackle | Sack | TFL | QBP | Int | PD | FF | FR |
|------|----|----|--------|------|-----|-----|-----|----|----|----|
| 2019 | 9 | 7 | 40 | 2.0 | 2 | 14 | 0 | 1 | 0 | 0 |

Simmons' 2019/Career Postseason Statistics:

| Year | GP | GS | Tackle | Sack | TFL | QBP | Int | PD | FF | FR |
|------|----|----|--------|------|-----|-----|-----|----|----|----|
| 2019 | 3 | 0 | 4 | 0.0 | 0 | 3 | 0 | 0 | 0 | 1 |

Jones' Regular Season Single-Game Highs:

Tackles - 6 (Twice, last vs. Jacksonville, 11/24/19)

Sacks - 2 (Twice, last at Oakland, 12/8/19)

Quarterback Pressures - 3 (Twice, last at Houston, 12/29/19)

Tackles for Loss - 1 (Twice, last at Oakland, 12/8/19)

Jones' Playoff Single-Game Highs:

Tackles - 2 (Twice, last at Baltimore, 1/11/20)

Fumble Recoveries - 1 at Baltimore (1/11/20)

Simmons' College Defensive Statistics:

| Year | Team | GP | GS | Tackle | Sack | TFL | Int | PD | FF | FR |
|---------------|-----------|-----------|-----------|------------|------------|-------------|----------|----------|----------|----------|
| 2016 | Miss. St. | 12 | 3 | 40 | 0.0 | 3.5 | 0 | 2 | 2 | 0 |
| 2017 | Miss. St. | 13 | 13 | 60 | 5.0 | 12.0 | 0 | 1 | 2 | 2 |
| 2018 | Miss. St. | 13 | 12 | 63 | 2.0 | 17.0 | 0 | 4 | 1 | 0 |
| Totals | | 38 | 28 | 163 | 7.0 | 32.5 | 0 | 7 | 5 | 2 |

MORE TITANS DEFENSIVE LINEMEN

92 - DE MATT DICKERSON (6-5, 292, 2nd Year, UCLA)

- **Matt Dickerson** was signed by the Titans as an undrafted free agent on May 11, 2018.
- His 2019 totals included two tackles, one quarterback pressure and one tackle for loss in five games. He added one tackle in three playoff contests.
- As a rookie in 2018, he totaled three tackles in three games.
- Dickerson appeared in 44 games with 16 starts over four seasons at UCLA. He totaled 97 tackles, seven tackles for loss, four passes defended and 1.5 sacks as a Bruin.
- As a senior in 2017, he started seven games before missing the remainder of the season due to injury. Prior to the injury he recorded 21 tackles and a tackle for loss.
- As a junior in 2016, he appeared in 12 contests with eight starts along the defensive line and totaled 37 tackles and 1.5 tackles for loss.
- Dickerson is a native of San Mateo, Calif.

2019 Notes:

- **Against New Orleans (12/22)**, recorded a tackle for loss.



96 - DT JOEY IVIE (6-3, 301, 1st Year, Florida)

- **Joey Ivie** was promoted from the practice squad to the 53-man roster by the Titans on Dec. 14, 2019.
- He played in three games for the Titans in 2019 and posted one tackle and two quarterback pressures.
- Ivie originally joined the Titans practice squad on Nov. 26 after playing in five games for the Kansas City Chiefs earlier in 2019. He tallied two tackles in his time with the Chiefs.
- Originally a seventh-round draft pick by the Dallas Cowboys in 2017, Ivie also spent time on the practice squads for Atlanta and Kansas City.
- At the University of Florida, he totaled 69 tackles, 10 sacks and two forced fumbles during his 36 game career.
- Ivie is a native of Dade City, Fla.

2019 Notes:

- **Against Houston (12/15)**, made his Titans debut.
- **Against New Orleans (12/22)**, recorded a team-high two quarterback pressures.

97 - DT ISAIAH MACK (6-1, 299, Rookie, Chattanooga)

- **Isaiah Mack** was signed by the Titans as an undrafted free agent on May 10, 2019.
- As a rookie in 2019, he appeared in 13 games (one start) and totaled 11 tackles, 1.5 sacks, eight quarterback pressures and one fumble recovery.
- Mack appeared in 48 games with 32 starts over four seasons at Chattanooga (2015-18). He totaled 222 tackles, 41 tackles for loss, 21 sacks, two passes defended, three forced fumbles and two fumble recoveries.
- Mack is a native of Tunnel Hill, Ga.

2019 Notes:

- **At Cleveland (9/8)**, played in his first regular season NFL game and registered four tackles and one quarterback pressure.
- **Against Indianapolis (9/15)**, recorded his first career sack in the first quarter, dropping Jacoby Brissett for a seven-yard loss.
- **At Jacksonville (9/19)**, registered his first career start and notched one quarterback pressure.
- **At Atlanta (9/29)**, totaled two tackles, a half sack and two quarterback pressures. He combined to split a five-yard sack with inside linebacker Rashaan Evans in the fourth quarter.
- **Against Tampa Bay (10/27)**, recorded his first career fumble recovery. In the first quarter, he dove on the ball after it was lost by quarterback Jameis Winston. The takeaway led to a Titans touchdown on the ensuing series.



INSIDE LINEBACKERS

| No. | Name | Ht | Wt | Exp | College |
|-----|------------------|------|-----|-----|---------------|
| 53 | Bates, Daren | 5-11 | 225 | 7 | Auburn |
| 55 | Brown, Jayon | 6-0 | 226 | 3 | UCLA |
| 54 | Evans, Rashaan | 6-2 | 232 | 2 | Alabama |
| 51 | Long Jr., David | 5-11 | 227 | R | West Virginia |
| 59 | Woodyard, Wesley | 6-0 | 233 | 12 | Kentucky |

#55 • ILB JAYON BROWN

[CLICK FOR COMPLETE BIO](#)



Linebacker **Jayon Brown** (6-0, 226) completed his third NFL season in 2019. He was selected by the Titans in the fifth round (155th overall) of the 2017 NFL Draft.

Brown appeared in 14 contests in 2019 with a career-high 14 starts. He finished third on the team and set a career high with 117 tackles while adding one sack, four tackles for loss, seven quarterback pressures, one interception, nine passes defended and one fumble return for a touchdown. He added eight tackles and one pass defended in two postseason contests.

Brown played in all 16 games with nine starts in 2018. He finished second on the defense with 107 tackles and six sacks, and his 18 quarterback pressures tied for the second-highest total on the team. He was one of only six NFL linebackers with at least six sacks, one interception, one forced fumble and one fumble recovery during the season.

As a rookie, Brown appeared in all 16 regular season games and both postseason games as the team's nickel linebacker. He registered 67 tackles, which tied for the 10th-highest total by a "Titans era" rookie (1999–present) and ranked fifth among the team's rookie linebackers in that span.

In four seasons at UCLA (2013-16), Brown appeared in 49 games with 21 starts and totaled 220 tackles, three sacks, nine tackles for loss, three interceptions, 15 passes defended, one forced fumble and four fumble recoveries. He started 21 games over his final two seasons and totaled nine games with double-digit tackles.

As a senior in 2016, he earned first-team All-Pac-12 honors after leading the Bruins with 119 tackles, which tied for 16th on the all-time school single-season list. He added 2.5 sacks, seven tackles for loss, three interceptions, 23 passes defended and two fumble recoveries.

Brown is a native of Long Beach, Calif.

2019 Notes:

- **At Cleveland (9/8)**, generated three tackles, one quarterback pressure and two passes defended.
- **Against Indianapolis (9/15)**, credited with a team-high 10 tackles and added a pass defended.
- **At Jacksonville (9/19)**, led the defense with 11 tackles with one quarterback pressure and one tackle for loss.
- **At Atlanta (9/29)**, tallied nine tackles, one sack, three quarterback pressures, one tackle for loss and one pass defended. In the fourth quarter, with the Falcons facing a fourth-and-one at the Tennessee 25-yard line, he was credited with a one-yard sack of quarterback Matt Ryan.
- **Against Buffalo (10/6)**, notched eight tackles.
- **At Denver (10/13)**, posted one tackle before exiting early in the first quarter with an injury.
- **Against the Los Angeles Chargers (10/20)**, he was inactive with a groin injury.
- **Against Tampa Bay (10/27)**, totaled seven tackles and tied for the team lead with a career-high three passes defended.
- **At Carolina (11/3)**, produced nine tackles.
- **Against Kansas City (11/10)**, he was inactive with a groin injury.
- **Against Jacksonville (11/24)**, he led the team and set a new career high with 16 tackles. His 16 tackles tied for the eighth-highest single-game total for the team since the beginning of the 1999 season. He added one

quarterback pressure.

➤ **At Indianapolis (12/1)**, led the defense with 10 tackles and added one pass defended.

➤ **At Oakland (12/8)**, totaled seven tackles, one tackle for loss and one fumble return for a touchdown. In the second quarter, with the Raiders on the one-yard line on first-and-goal, he timed a leap at the snap across the line of scrimmage to drop ball carrier Alec Ingold for a one-yard loss. In the fourth quarter, he recovered a fumble by tight end Darren Waller and returned the ball 47 yards for a touchdown. It was his second career touchdown (interception return vs. Indianapolis, Dec. 30, 2018) and his third career fumble recovery (first of 2019).

➤ **Against Houston (12/15)**, notched 11 tackles and his second career interception. With the Texans on Tennessee's four-yard line, Deshaun Watson's pass was batted by Jeffery Simmons, and Brown then came down with the ball in the end zone for the interception.

➤ **Against New Orleans (12/22)**, led the defense with 11 tackles and also tallied one quarterback pressure and one tackle for loss.

➤ **At Houston (12/29)**, posted four tackles.

➤ **At New England (1/4)**, registered three tackles before leaving the game in the first quarter with a shoulder injury.

➤ **At Baltimore (1/11)**, he was inactive with a shoulder injury.

➤ **At Kansas City (1/19)**, registered five tackles and one pass defended in the AFC championship game.

Brown's Career Regular Season Statistics:

| Year | GP | GS | Tackle | Sack | TFL | QBP | Int | PD | FF | FR |
|---------------|-----------|-----------|------------|------------|-----------|-----------|----------|-----------|----------|----------|
| 2017 | 16 | 0 | 67 | 1.5 | 2 | 6 | 0 | 4 | 0 | 1 |
| 2018 | 16 | 9 | 107 | 6.0 | 6 | 18 | 1 | 7 | 2 | 1 |
| 2019 | 14 | 14 | 117 | 1.0 | 4 | 7 | 1 | 9 | 0 | 1 |
| Totals | 46 | 23 | 291 | 8.5 | 12 | 31 | 2 | 20 | 2 | 3 |

Brown's Career Postseason Statistics:

| Year | GP | GS | Tackle | Sack | TFL | QBP | Int | PD | FF | FR |
|---------------|----------|----------|-----------|------------|----------|----------|----------|----------|----------|----------|
| 2017 | 2 | 0 | 5 | 0.0 | 0 | 0 | 0 | 1 | 0 | 0 |
| 2019 | 2 | 2 | 8 | 0.0 | 0 | 0 | 0 | 1 | 0 | 0 |
| Totals | 4 | 2 | 13 | 0.0 | 0 | 0 | 0 | 2 | 0 | 0 |

Brown's NFL Regular Season Single-Game Highs:

Tackles - 16 vs. Jacksonville (11/24/19)

Sacks - 1 (Seven times, last at Atlanta, 9/29/19)

Interceptions - 1 (Twice, last vs. Houston, 12/15/19)

Pass Defended - 3 vs. Tampa Bay, 10/27/19

Forced Fumbles - 1 (Twice, last vs. Indianapolis, 12/30/18)

Fumble Recoveries - 1 (Three times, last at Oakland, 12/8/19)

Brown's NFL Playoff Single-Game Highs:

Tackles - 5 at Kansas City (1/19/20)



SACKS AMONG YOUNG NFL LINEBACKERS

Inside linebacker **Jayon Brown** was one of the Titans' top pass rushers in 2018, his second NFL season. He finished second on the team with six sacks and also tied for second place on the defense with 18 quarterback pressures.

Brown was one of the NFL's top pass rushers among young linebackers. Counting both inside and outside linebackers in their rookie, first or second seasons, only three players ranked ahead of Brown in sacks—Pittsburgh Steelers 3-4 outside linebacker **T.J. Watt** (13.0), Denver Broncos 3-4 outside linebacker **Bradley Chubb** (12.0) and Indianapolis Colts 4-3 outside linebacker **Darius Leonard** (7.0). Brown tied with Detroit Lions 4-3 middle linebacker **Jarrad Davis** (6.0).

Most sacks in 2018 among rookie, first- or second-year linebackers:

| Player | Team | Position | Year | Sacks |
|-------------------------|-------------------------|------------|----------|------------|
| 1. T.J. Watt | Pittsburgh Steelers | OLB | 2 | 13.0 |
| 2. Bradley Chubb | Denver Broncos | OLB | R | 12.0 |
| 3. Darius Leonard | Indianapolis Colts | OLB | R | 7.0 |
| 4. Jayon Brown | Tennessee Titans | ILB | 2 | 6.0 |
| Jarrad Davis | Detroit Lions | MLB | 2 | 6.0 |
| 6. Roquan Smith | Chicago Bears | ILB | R | 5.0 |
| 7. Harold Landry | Tennessee Titans | OLB | R | 4.5 |
| Genard Avery | Cleveland Browns | OLB | R | 4.5 |
| 9. Lorenzo Carter | New York Giants | OLB | R | 4.0 |
| Haason Reddick | Arizona Cardinals | OLB | 2 | 4.0 |

BROWN IN ELITE GROUP IN 2018

Jayon Brown emerged in 2018 as one of the top playmakers on the Titans defense. He was one of only six NFL linebackers during the season to accumulate at least six sacks, one interception, one forced fumble and one opponent fumble recovery, joining Denver's **Von Miller**, Chicago's **Khalil Mack**, Kansas City's **Justin Houston**, Indianapolis' **Darius Leonard** and Buffalo's **Lorenzo Alexander**.

NFL linebackers in 2018 with at least six sacks, one interception, one forced fumble and one opponent fumble recovery:

| Player | Team | Sacks | Int | Forced | Opp |
|--------------------|-------------------------|------------|----------|----------|----------|
| | | | | Fum | Fum Rec |
| Von Miller | Denver Broncos | 14.5 | 1 | 4 | 3 |
| Khalil Mack | Chicago Bears | 12.5 | 1 | 6 | 2 |
| Justin Houston | Kansas City Chiefs | 9.0 | 1 | 5 | 3 |
| Darius Leonard | Indianapolis Colts | 7.0 | 2 | 4 | 2 |
| Lorenzo Alexander | Buffalo Bills | 6.5 | 2 | 2 | 1 |
| Jayon Brown | Tennessee Titans | 6.0 | 1 | 2 | 1 |

#54 • ILB RASHAAN EVANS

[CLICK FOR COMPLETE BIO](#)

Linebacker **Rashaan Evans** (6-2, 232) completed his second NFL season in 2019. He was selected by the Titans with the 22nd pick in the first round of the 2018 NFL Draft. The Titans traded up from the 25th spot in order to take the former Alabama standout.

In 2019, Evans started all 16 games at inside linebacker and led the Titans with 139 tackles and 11 tackles for loss. He added 2.5 sacks, 11 quarterback pressures, one pass defended and one fumble return for a touchdown. He started all three postseason games and finished second on the squad with 22 tackles, including a team-high three tackles for loss.

During his rookie season, Evans overcame an injury that kept him out of the preseason. He played in 15 games with seven starts at inside linebacker and totaled 63 tackles, six quarterback pressures, two tackles for loss and three passes defended.

In four seasons with the Crimson Tide (2014–2017), Evans appeared in 53 games with 14 starts and totaled 152 tackles, 15.0 sacks, 23.5 tackles for loss, five passes defended, 19 quarterback hurries, two forced fumbles and two fumble recoveries. During his four years there, he appeared in three CFP National Championship contests with two victories.

As a senior in 2017, Evans started 12 games and tied for the team lead with 74 tackles. He led the Crimson Tide with 13 tackles for loss despite missing a pair of games due to injury and also posted seven quarterback



hurries, six sacks, three passes defended, one forced fumble and one fumble recovery.

Following his senior campaign, he was named a first-team All-American by the AFCA, earned first-team All-SEC honors from Associated Press and second-team All-SEC honors from the conference coaches.

Evans is a native of Auburn, Ala.

2019 Notes:

- **At Cleveland (9/8)**, totaled eight tackles and one pass defended.
- **Against Indianapolis (9/15)**, notched six tackles, including a tackle for loss.
- **At Jacksonville (9/19)**, recorded seven tackles and one quarterback pressure.
- **At Atlanta (9/29)**, led the team and set a career high with 10 tackles. He added a half sack, two quarterback pressures and one tackle for loss. He combined with defensive tackle Isaiah Mack for a five-yard sack in the fourth quarter. It was the first half sack of Evans' two-year career.
- **Against Buffalo (10/6)**, led the team and tied his career high with 10 tackles, including a tackle for loss.
- **At Denver (10/13)**, led the team and set a career high with 11 tackles.
- **Against the Los Angeles Chargers (10/20)**, led the team with 11 tackles and added one quarterback pressure and one tackle for loss.
- **Against Tampa Bay (10/27)**, led the team and set a career high with 14 tackles, including one tackle for loss.
- **At Carolina (11/3)**, led the defense with 12 tackles, giving him six consecutive games with at least 10 tackles. He added one quarterback pressure.
- **Against Kansas City (11/10)**, tallied seven tackles, one sack, two quarterback pressures, two tackles for loss and one fumble recovery for a touchdown. He scored his first career touchdown in the second quarter, when he picked up the football after it was fumbled by running back Damien Williams and raced 53 yards for a score. It was Tennessee's first fumble return for a touchdown since Dec. 24, 2017 (Wesley Woodyard vs. the Los Angeles Rams). Later, he registered the first solo sack of his career, dropping Patrick Mahomes for a five-yard loss on third down in the fourth quarter to help end a Chiefs drive. The Chiefs botched a field goal attempt on the ensuing play.
- **Against Jacksonville (11/24)**, produced three tackles, one tackle for loss, one sack and one quarterback pressure. He registered a six-yard sack of Nick Foles in the fourth quarter to give him 2.5 sacks in 2019. It marked his second consecutive game with a sack.
- **At Indianapolis (12/1)**, registered four tackles and one quarterback pressure.
- **At Oakland (12/8)**, posted seven tackles.
- **Against Houston (12/15)**, notched 12 tackles and two quarterback pressures.
- **Against New Orleans (12/22)**, registered 10 tackles, including a pair of tackles for loss.
- **At Houston (12/29)**, produced seven tackles, including one tackle for loss, in his 16th start of the season.
- **At New England (1/4)**, led the Titans with 12 tackles and three tackles for loss in his postseason debut. In a three-play stretch in the second quarter, he had two tackles for loss and assisted on another tackle during a goal-line stand.
- **At Baltimore (1/11)**, posted nine tackles and two quarterback pressures in a divisional round victory.
- **At Kansas City (1/19)**, was in and out of the lineup because of injury and registered one tackle in the AFC championship game.

Evans' Career Regular Season Statistics:

| Year | GP | GS | Tackle | Sack | TFL | QBP | Int | PD | FF | FR |
|---------------|-----------|-----------|------------|------------|-----------|-----------|----------|----------|----------|----------|
| 2018 | 15 | 7 | 63 | 0.0 | 2 | 6 | 0 | 3 | 0 | 0 |
| 2019 | 16 | 16 | 139 | 2.5 | 11 | 11 | 0 | 1 | 0 | 1 |
| Totals | 31 | 23 | 202 | 2.5 | 13 | 17 | 0 | 4 | 0 | 1 |

Evans' 2019/Career Postseason Statistics:

| Year | GP | GS | Tackle | Sack | TFL | QBP | Int | PD | FF | FR |
|------|----|----|--------|------|-----|-----|-----|----|----|----|
| 2019 | 3 | 3 | 22 | 0.0 | 3 | 2 | 0 | 0 | 0 | 0 |

Evans' Regular Season Single-Game Highs:**Tackles** - 14 vs. Tampa Bay (10/27/19)**Sacks** - 1 (Twice, last vs. Jacksonville, 11/24/19)**Fumble Recoveries** - 1 vs. Kansas City (11/10/19)**Evans' Playoff Single-Game Highs:****Tackles** - 12 at New England (1/4/20)**Tackles for Loss** - 3 at New England (1/4/20)**2019 TITANS TACKLE LEADERS**

Linebacker **Rashaan Evans** set a career high and led the Titans defense with 139 tackles during the 2019 regular season, according to the Titans coaches' film review. It was his first season to lead the team in tackles.

Titans tackle leaders in 2019 (by total tackles)*:

| Player | Pos | Total | Solo | Assist |
|-------------------------|-----|-------|------|--------|
| 1. Rashaan Evans | ILB | 139 | 84 | 55 |
| 2. Logan Ryan | CB | 120 | 76 | 44 |
| 3. Jayon Brown | ILB | 117 | 89 | 28 |
| 4. Kenny Vaccaro | S | 104 | 62 | 42 |
| 5. Kevin Byard | S | 91 | 57 | 34 |
| 6. Harold Landry III | OLB | 81 | 56 | 25 |
| 7. Jurrell Casey | DT | 61 | 41 | 20 |
| 8. DaQuan Jones | DL | 50 | 34 | 16 |
| 9. Wesley Woodyard | ILB | 46 | 32 | 14 |
| 10. Adoree' Jackson | CB | 40 | 36 | 4 |

* Titans tackle statistics from coaches' tally

#59 • ILB WESLEY WOODYARD[CLICK FOR COMPLETE BIO](#)

Linebacker **Wesley Woodyard** (6-0, 233) completed his 12th NFL season and his sixth campaign with the Titans in 2019. He was signed as an unrestricted free agent on March 14, 2014.

Woodyard was named a team captain by his teammates in 2019 for the sixth time as a member of the Titans and for the 12th time in his career. He played in 15 games with two starts and totaled 46 tackles, one sack, three tackles for loss, one quarterback pressure, one pass defended and one fumble recovery.

In 2018, Woodyard led the team with 124 tackles in 14 games (14 starts), posting the third-best tackle total of his career, and he tied for third on the squad with 4.5 sacks.

In 2017, he enjoyed one of the best seasons of his career. He set career highs with 172 tackles, 17 tackles for loss, 15 quarterback pressures and two fumble recoveries and also had five sacks, which fell a half-sack short of his career benchmark (5.5 in 2012). In addition to setting a career high, Woodyard's 2017 tackle tally was one of the best marks by a defender in the franchise's "Titans era" (1999–present). In that time, his 172 tackles rank second to linebacker **Keith Bulluck's** 180 tackles in 2002.

In 2015, he recorded 12 starts, finished second on the team with 110 tackles and ranked third on the squad with five sacks.

In 2014, his first season in Tennessee, Woodyard's totals included 16 starts and a career-high 134 tackles, which led the team.

Woodyard joined the Titans after spending the first six years of his career with the Denver Broncos. He appeared in 87 regular-season games with 40 starts. For his Broncos career, he totaled 396 tackles, eight sacks, five interceptions, six forced fumbles and one fumble recovery.

As the Broncos' middle linebacker from 2012-13, Woodyard started 24 total games and registered 197 tackles, seven sacks, four interceptions and three forced fumbles.

In 2012, Woodyard led the Broncos with a career-high 114 tackles. He ranked second on the squad in both 2013 (83) and 2011 (87).

Also in 2012, he was the only NFL player to record at least 100 tackles, five sacks and three interceptions. He was only the 12th NFL player to accomplish the feat over a 30-year span.

The LaGrange, Ga., native entered the NFL as an undrafted free agent out of the University of Kentucky. He earned first-team All-SEC honors during each of his final two seasons with the Wildcats.

2019 Notes:

- **At Cleveland (9/8)**, registered three tackles and added a stop on special teams.
- **At Jacksonville (9/19)**, he was inactive due to a quad injury.
- **At Atlanta (9/29)**, posted five tackles, including a tackle for loss.
- **Against Buffalo (10/6)**, tallied three tackles.
- **At Denver (10/13)**, led the team with one sack and two tackles for loss. He recorded his first sack of 2019 (28th career) by dropping quarterback Joe Flacco for a 10-yard loss in the fourth quarter. He totaled eight tackles and added a quarterback pressure.
- **Against the Los Angeles Chargers (10/20)**, started and was credited with seven tackles and one forced fumble. On a play the Chargers ran from the one-yard line with 19 seconds remaining in the fourth quarter, he made a game-saving play with a forced fumble at the goal line. He knocked the ball free from running back Melvin Gordon III, and defensive tackle Jurrell Casey recovered it in the end zone for a touchback. The forced fumble was Woodyard's first of 2019 and the eighth of his career.
- **At Carolina (11/3)**, totaled seven tackles and one additional special teams tackle.
- **Against Kansas City (11/10)**, started and tallied seven tackles.
- **Against Jacksonville (11/24)**, registered three tackles.
- **At Indianapolis (12/1)**, credited with one tackle.
- **At Houston (12/29)**, registered one tackle and one pass defended.
- **At New England (1/4)**, tallied three tackles in a wild card victory.
- **At Baltimore (1/11)**, produced six tackles, one quarterback pressure and one pass defended.
- **At Kansas City (1/19)**, totaled three tackles in the AFC championship game.

Woodyard's Career Regular Season Statistics:

| Year | Team | GP | GS | Tackle | Sack | TFL | QBP | Int | PD | FF | FR |
|---------------|------|------------|------------|--------------|-------------|-----------|-----------|----------|-----------|----------|----------|
| 2008 | Den | 16 | 6 | 54 | 0.0 | NA | NA | 0 | 1 | 1 | 0 |
| 2009 | Den | 16 | 0 | 35 | 0.0 | NA | NA | 1 | 2 | 1 | 0 |
| 2010 | Den | 11 | 3 | 23 | 1.0 | NA | NA | 0 | 0 | 0 | 0 |
| 2011 | Den | 15 | 7 | 87 | 0.0 | NA | NA | 0 | 2 | 2 | 0 |
| 2012 | Den | 15 | 14 | 114 | 5.5 | NA | NA | 3 | 6 | 1 | 1 |
| 2013 | Den | 14 | 10 | 83 | 1.5 | NA | NA | 1 | 4 | 1 | 0 |
| 2014 | Ten | 16 | 16 | 134 | 2.5 | 8 | 9 | 2 | 4 | 0 | 0 |
| 2015 | Ten | 16 | 12 | 110 | 5.0 | 7 | 9 | 0 | 3 | 1 | 1 |
| 2016 | Ten | 16 | 10 | 88 | 2.0 | 7 | 8 | 1 | 6 | 0 | 0 |
| 2017 | Ten | 16 | 16 | 172 | 5.0 | 17 | 15 | 0 | 5 | 0 | 2 |
| 2018 | Ten | 14 | 14 | 124 | 4.5 | 7 | 12 | 0 | 2 | 0 | 1 |
| 2019 | Ten | 15 | 2 | 46 | 1.0 | 3 | 1 | 0 | 1 | 1 | 0 |
| Totals | | 180 | 110 | 1,070 | 28.0 | NA | NA | 8 | 36 | 8 | 5 |

Woodyard's Career Postseason Statistics:

| Year | Team | GP | GS | Tackle | Sack | TFL | QBP | Int | PD | FF | FR |
|---------------|------|-----------|----------|-----------|------------|-----------|-----------|----------|----------|----------|----------|
| 2011 | Den | 2 | 0 | 0 | 0.0 | NA | NA | 0 | 0 | 0 | 0 |
| 2012 | Den | 1 | 1 | 7 | 0.0 | NA | NA | 0 | 0 | 0 | 0 |
| 2013 | Den | 3 | 0 | 7 | 0.0 | NA | NA | 0 | 0 | 0 | 0 |
| 2017 | Ten | 2 | 2 | 10 | 0.5 | 1 | 1 | 0 | 0 | 0 | 0 |
| 2019 | Ten | 3 | 0 | 12 | 0.0 | 0 | 1 | 0 | 1 | 0 | 0 |
| Totals | | 11 | 3 | 36 | 0.0 | NA | NA | 0 | 1 | 0 | 0 |

Woodyard's Regular Season Single-Game Highs:**Tackles** - 20 vs. Baltimore (11/5/17)**Sacks** - 1.5 (Twice, last vs. New England, 11/11/18)**Interceptions** - 1 (Eight times, last at Chicago, 11/27/16)**Forced Fumble** - 1 (Eight times, last vs. L.A. Chargers, 10/20/19)**Fumble Recovery** - 1 (Four times, last vs. L.A. Rams, 12/24/17)**Passes Defended** - 3 at Chicago (11/27/16)**Woodyard's Playoff Single-Game Highs:****Tackles** - 8 at Kansas City (1/6/18)**Sacks** - 0.5 at Kansas City (1/6/18)

SINGLE-SEASON TACKLE LEADERS SINCE '99

Inside linebacker **Wesley Woodyard's** 2017 campaign was one of the best of his 10-year NFL career and one of the finest by any player in a Tennessee Titans uniform. His regular season totals included 172 tackles (104 solo, 68 assists), five sacks, 17 tackles for loss, 15 quarterback pressures and two fumble recoveries—all career highs except for sacks, which fell a half-sack short of his career benchmark (5.5 in 2012).

In addition to a career high, Woodyard's tackle tally was one of the best marks by a defender in the franchise's "Titans era" (1999–present). In that time, his 172 tackles rank second to linebacker **Keith Bulluck's** 180 tackles in 2002.

The published tackle statistics are taken from the Titans coaches' film review and can differ from "press box statistics."

Most tackles in a season by a Titans player, 1999-2017 (tackle statistics from coaches' film review):

| Player | Season | Total Tackles |
|---------------------------|-------------|---------------|
| 1. Keith Bulluck | 2002 | 180 |
| 2. Wesley Woodyard | 2017 | 172 |
| 3. Keith Bulluck | 2004 | 171 |
| Keith Bulluck | 2003 | 171 |
| 5. Stephen Tulloch | 2010 | 169 |
| Randall Godfrey | 2000 | 169 |
| 7. Keith Bulluck | 2006 | 161 |
| 8. Michael Griffin | 2010 | 153 |
| 9. Keith Bulluck | 2005 | 150 |
| 10. Avery Williamson | 2016 | 149 |

2017 & 2018 TITANS TACKLE LEADERS

Linebacker **Wesley Woodyard** finished first among Titans defenders with 124 tackles in 2018. It was the fourth time in five seasons in Tennessee he hit the 100-tackle mark.

Titans tackle leaders in 2018 (by total tackles):

| Player | Pos | Total | Solo | Assist |
|---------------------------|------------|------------|-----------|-----------|
| 1. Wesley Woodyard | ILB | 124 | 85 | 39 |
| 2. Jayon Brown | ILB | 107 | 76 | 31 |
| 3. Kevin Byard | S | 96 | 64 | 32 |
| 4. Logan Ryan | CB | 85 | 54 | 31 |
| 5. Jurrell Casey | DT | 72 | 46 | 26 |
| 6. Kenny Vaccaro | S | 70 | 45 | 25 |
| 7. Adoree' Jackson | CB | 69 | 62 | 7 |
| 8. Rashaan Evans | ILB | 63 | 42 | 21 |
| 9. Malcolm Butler | CB | 56 | 49 | 7 |
| 10. Harold Landry III | OLB | 46 | 26 | 20 |

In 2017, Woodyard finished first among Titans defenders with a career-high 172 tackles.

Titans tackle leaders in 2017 (by total tackles):

| Player | Pos | Total | Solo | Assist |
|---------------------------|------------|------------|------------|-----------|
| 1. Wesley Woodyard | ILB | 172 | 104 | 68 |
| 2. Avery Williamson | ILB | 125 | 70 | 55 |
| 3. Kevin Byard | S | 87 | 64 | 23 |
| 4. Logan Ryan | CB | 73 | 54 | 19 |
| 5. Jurrell Casey | DT | 72 | 60 | 12 |
| 6. Adoree' Jackson | CB | 67 | 58 | 9 |
| Jayon Brown | ILB | 67 | 42 | 25 |
| 8. Johnathan Cyprien | S | 65 | 46 | 19 |
| 9. Brian Orakpo | OLB | 60 | 39 | 21 |
| 10. Erik Walden | OLB | 44 | 29 | 15 |

20 TACKLES IN A GAME

Against the Baltimore Ravens on Nov. 5, 2017, **Wesley Woodyard** was credited with 20 tackles, as determined by the defensive coaching staff's film review*. He had 13 solo stops and seven assists.

In the "Titans era" (since 1999), Woodyard became the team's first player to record 20 tackles in a game. Previously, former linebackers **Brad Kassell** (Jan. 2, 2005 vs. Detroit) and **Keith Bulluck** (Sept. 28, 2003 at Pittsburgh) shared the distinction of having the most tackles in a single game during the Titans era with 19 each.

Most total tackles in a game by a Titans defender, 1999–present (all totals from coaches' film review):

| Player | Date | Opponent | Total Tackles* |
|---------------------------|---------------------|------------------|----------------|
| 1. Wesley Woodyard | Nov. 5, 2017 | Baltimore | 20 |
| 2. Brad Kassell | Jan. 2, 2005 | Detroit | 19 |
| Keith Bulluck | Sept. 28, 2003 | at Pittsburgh | 19 |
| 4. Michael Griffin | Sept. 16, 2012 | at San Diego | 18 |
| Jordan Babineaux | Oct. 23, 2011 | Houston | 18 |
| 6. Stephen Tulloch | Dec. 5, 2010 | Jacksonville | 17 |
| Peter Sirmon | Dec. 7, 2003 | Indianapolis | 17 |
| 8. (five tied) | | | 16 |

* Tackle statistics compiled by coaches often differ from press box tallies from the same game.

MORE TITANS INSIDE LINEBACKERS

53 - ILB DAREN BATES (5-11, 225, 7th Year, Auburn)

- **Daren Bates** was signed by the Titans as an unrestricted free agent in the 2017 offseason.
- In 2019, he appeared in 13 games and led the team with 11 special teams tackles. He added a pair of special teams stops in three postseason games.
- He was named a team captain (special teams) for the first time in his career prior to the 2018 campaign. He played in all 16 games and finished second on the squad with 10 special teams tackles.
- In 2017, Bates set a career high and ranked second on the team with 16 special teams tackles. He added two stops on special teams during the postseason.
- The 5-foot-11 inch, 225-pounder appeared in all 16 games with one start for the Oakland Raiders during the 2016 season, playing primarily on special teams.
- Bates was originally signed by the St. Louis Rams as an undrafted free agent following the 2013 NFL Draft.
- The Memphis, Tenn., native appeared in 49 games at linebacker and safety over four seasons at Auburn.

2019 Notes:

- **At Cleveland (9/8)**, registered one tackle at linebacker. He also lined up at fullback on Derrick Henry's one-yard touchdown run.
- **At Carolina (11/3)**, tied for the team lead with two special teams tackles.
- **Against Jacksonville (11/24)**, led the team with three special teams tackles and created a turnover on kickoff coverage. On a Jaguars kickoff return in the third quarter, he tackled returner Michael Walker, forced a fumble and recovered the fumble. After he recovered the fumble, the Titans offense scored on the ensuing play.

51 - ILB DAVID LONG JR. (5-11, 227, Rookie, West Virginia)

- **David Long Jr.** was selected by the Titans in the sixth round (188th overall) of the 2019 NFL Draft.
- As a rookie, Long appeared in 14 games and totaled 15 tackles, two tackles for loss, one pass defended, one forced fumble and two special teams tackles. In three playoff contests (one start), he contributed 16 tackles, two tackles for loss and one special teams tackle.
- In three seasons at West Virginia (2016-18), Long played in 34 games with 31 starts and totaled 252 tackles, 14 sacks, and 40 tackles for loss. His career tackles for loss tied for third place on West Virginia's all-time list.
- In his final campaign at West Virginia in 2018, he tied the single-season program record with 19 tackles for loss.
- Long is a native of Cincinnati, Ohio.

2019 Notes:

- **Against Indianapolis (9/15)**, made his NFL debut on special teams.
- **Against the Los Angeles Chargers (10/20)**, credited with his first career tackle and his first career tackle for loss when he stopped running back Melvin Gordon III for a four-yard loss in the first quarter.
- **Against Kansas City (11/10)**, ranked third on the defense with a career-high 11 tackles. Additionally, he recorded his first career forced fumble, combining with linebacker Rashaan Evans to force a turnover in the second quarter. On a rushing attempt by Damien Williams, Long knocked the football loose, and Evans raced 53 yards with it for a touchdown.
- **Against Oakland (12/8)**, credited with two tackles, including one tackle for loss.
- **At New England (1/4)**, posted five tackles in his postseason debut.
- **At Baltimore (1/11)**, started in a divisional round win and registered eight tackles.
- **At Kansas City (1/19)**, tallied three tackles, including two tackles for loss, in the AFC championship game.

OUTSIDE LINEBACKERS

| No. | Name | Ht | Wt | Exp | College |
|-----|-----------------------|-----|-----|-----|-------------------|
| 44 | Correa, Kamalei | 6-3 | 241 | 4 | Boise State |
| 93 | Gilbert, Reggie | 6-4 | 260 | 2 | Arizona |
| 58 | Landry III, Harold | 6-2 | 252 | 2 | Boston College |
| 50 | Roberson, Derick | 6-3 | 250 | R | Sam Houston State |
| 91 | Wake, Cameron (IR) | 6-3 | 263 | 11 | Penn State |
| 42 | Walker, D'Andre (IR) | 6-2 | 251 | R | Georgia |
| 40 | Williams, Jordan (IR) | 6-4 | 262 | 1 | Tennessee |

#58 • OLB HAROLD LANDRY III

[CLICK FOR COMPLETE BIO](#)

Outside linebacker **Harold Landry III** (6-2, 252) completed his second NFL season in 2019. He was selected by the Titans in the second round (41st overall) of the 2018 NFL Draft. The Titans traded up 16 spots in the second round (57 to 41) in order to take the former Boston College standout.

Landry started all 16 games in 2019 and led the Titans with nine sacks. His 28 quarterback pressures ranked second, and he added 81 tackles, four tackles for loss, one pass defended, one forced fumble and two fumble recoveries. He also started all three postseason games and registered a sack and a team-high eight quarterback pressures.

As a rookie in 2018, he played in 15 games with three starts. His 4.5 sacks tied for third place on the team, and he also tied for second on the defense with 18 quarterback pressures.

In 46 career games playing defensive end for Boston College, Landry totaled 160 tackles, 26 sacks, 47.5 tackles for loss, seven passes defended, 10 forced fumbles, one fumble recovery and one interception. His 26 career sacks were exceeded in school history by only Mathias Kiwanuka (37.5 from 2002-05).

As a senior in 2017, Landry played and started eight games before a season-ending ankle injury ended his year. He finished second on the team with five sacks and totaled 38 tackles, 8.5 tackles for loss and two passes defended.

In 2016, Landry set the school's single-season record with 16.5 sacks, which led the nation. He added seven forced fumbles, which also led the country, while his 22 tackles for loss ranked fifth nationally and ranked second all-time for the Eagles. His numerous honors included Walter Camp second-team All-America, AP second-team All-America and second-team All-ACC by the Atlantic Coast Sports Media Association and the league's head coaches.

He is a native of Spring Lake, N.C.



2019 Notes:

- **At Cleveland (9/8)**, posted five tackles and one quarterback pressure.
- **Against Indianapolis (9/15)**, tied his career high with six tackles and added one sack, one quarterback pressure, one tackle for loss and one fumble recovery. In the third quarter, he notched his first career fumble recovery, falling on the ball after it was lost by Colts quarterback Jacoby Brissett. The takeaway led to a Titans field goal on the ensuing possession. In the fourth quarter, he was credited with his first sack of the season (zero yards).
- **At Jacksonville (9/19)**, tallied four tackles, including one tackle for loss.
- **At Atlanta (9/29)**, totaled five tackles, including a career-high two sacks. In the third quarter, he sacked Matt Ryan for a six-yard loss, and three plays later, he recorded his second sack, taking down Matt Ryan on fourth-and-one.
- **Against Buffalo (10/6)**, produced a career-high seven tackles, one sack, one quarterback pressure and one tackle for loss. He dropped Josh Allen for a six-yard loss on third down in the third quarter to record his fourth sack of the season.
- **At Denver (10/13)**, tied his career high with seven tackles and added one quarterback pressure.
- **Against the Los Angeles Chargers (10/20)**, tied for the team lead with four quarterback pressures to go along with three tackles.
- **Against Tampa Bay (10/27)**, recorded a sack, a forced fumble and a fumble recovery on the same play in the fourth quarter. With the Titans trying to preserve a three-point lead in the final seven minutes of the contest, he stripped the ball from Jameis Winston and then recovered the ball. It marked the first time in his career he notched a strip-sack and fumble recovery on the same play. With his fifth sack of 2019, he surpassed the 4.5 sacks he had during his rookie season in 2018. He totaled five tackles in the contest.
- **At Carolina (11/3)**, tied his career high with seven tackles and added one sack, two quarterback pressures, one tackle for loss and one interception. He recorded his first career interception in the first quarter, picking off Kyle Allen's pass that was intended for wide receiver Jarius Wright but tipped by safety Kenny Vaccaro. It marked his second consecutive game with a takeaway. He also helped stall a Panthers drive with an eight-yard sack on third down in the second quarter.
- **Against Kansas City (11/10)**, totaled three tackles, one sack and three quarterback pressures. He registered a sack in his third consecutive game by taking down quarterback Patrick Mahomes for an eight-yard loss in the second quarter.
- **Against Jacksonville (11/24)**, produced a career-high eight tackles, one sack and three quarterback pressures. He knocked Jacksonville out of field goal range in the first quarter with an eight-yard sack of Nick Foles on third down. With his fourth consecutive game with at least one sack, he became the team's first player with a four-game sack streak since 2016, when outside linebackers Brian Orakpo (five games) and Derrick Morgan (four) each accomplished the feat.
- **At Indianapolis (12/1)**, totaled seven tackles, one sack and a team-high four quarterback pressures. He sacked Jacoby Brissett for a two-yard loss in the third quarter to register his fifth consecutive game with at least one sack, tying for the seventh-longest streak of its kind in franchise history. The last Titans player with a five-game sack streak was outside linebacker Brian Orakpo in 2016. In the third quarter, his pressure of Brissett resulted in an interception by safety Kevin Byard.
- **At Oakland (12/8)**, notched five tackles and two quarterback pressures.
- **Against Houston (12/15)**, posted four tackles and three quarterback pressures.
- **Against New Orleans (12/22)**, totaled two tackles and one quarterback pressure.
- **At Houston (12/29)**, produced three tackles and two quarterback pressures in his 16th start of the season.
- **At New England (1/4)**, led the team with three quarterback pressures and added one tackle and one pass defended in his postseason debut.
- **At Baltimore (1/11)**, credited with five tackles, one sack, three quarterback pressures and one tackle for loss. He recorded his first career postseason sack, dropping Lamar Jackson for a one-yard loss in the fourth quarter. He also helped stop Jackson with a tackle on fourth-and-one.
- **At Kansas City (1/19)**, posted two tackles and two quarterback pressures in the AFC championship game.

Landry's Career Regular Season Statistics:

| Year | GP | GS | Tackle | Sack | TFL | QB | Int | PD | FF | FR |
|---------------|-----------|-----------|------------|-------------|----------|-----------|----------|----------|----------|----------|
| 2018 | 15 | 3 | 46 | 4.5 | 2 | 18 | 0 | 2 | 1 | 0 |
| 2019 | 16 | 16 | 81 | 9.0 | 4 | 28 | 1 | 1 | 1 | 2 |
| Totals | 31 | 19 | 127 | 13.5 | 6 | 46 | 1 | 3 | 2 | 2 |



Landry's 2019/Career Postseason Statistics:

| Year | GP | GS | Tackle | Sack | TFL | QBP | Int | PD | FF | FR |
|------|----|----|--------|------|-----|-----|-----|----|----|----|
| 2019 | 3 | 3 | 8 | 1.0 | 1 | 8 | 0 | 1 | 0 | 0 |

Landry's Playoff Season Single-Game Highs:**Tackles** - 5 at Baltimore (1/11/20)**Sacks** - 1 at Baltimore (1/11/20)**Quarterback Pressures** - 3 (Twice, last at Baltimore, 1/11/20)**2019 AFC SACK LEADERS**

Titans second-year outside linebacker **Harold Landry III** tied for 10th place in the AFC with nine sacks during the 2019 regular season.

Most sacks in 2019 among AFC players:

| Player | Team | Pos | Sacks |
|--------------------------|-------------------------|-----------|------------|
| 1. T.J. Watt | Pittsburgh Steelers | LB | 14.5 |
| 2. Bud Dupree | Pittsburgh Steelers | LB | 11.5 |
| Joey Bosa | Los Angeles Chargers | DE | 11.5 |
| 4. Justin Houston | Indianapolis Colts | DE | 11.0 |
| 5. Josh Allen | Jacksonville Jaguars | DE | 10.5 |
| 6. Maxx Crosby | Oakland Raiders | DE | 10.0 |
| Myles Garrett | Cleveland Browns | DE | 10.0 |
| 8. Jordan Phillips | Buffalo Bills | DT | 9.5 |
| Matt Judon | Baltimore Ravens | LB | 9.5 |
| 10. Harold Landry | Tennessee Titans | LB | 9.0 |
| Cameron Heyward | Pittsburgh Steelers | DT | 9.0 |
| Chris Jones | Kansas City Chiefs | DT | 9.0 |
| Carlos Dunlap | Cincinnati Bengals | DE | 9.0 |

SACKS IN FIRST 25 GAMES

Titans outside linebacker **Harold Landry III** produced 11.5 career sacks in his first 25 career games, placing him in select company for defensive performance in the early stages of a career.

Since individual sacks became an official statistic in 1982, his sack total ranks third for the club among players in their first 25 NFL games.

The only previous Titans/Oilers players to record more sacks than Landry in their initial 25 NFL outings were former defensive end **Jevon Kearse** (17.5) and defensive lineman **Anthony Cook** (12.0).

Most sacks for the Titans/Oilers in a player's first 25 NFL games (1982–present):

| Player | Seasons | Sacks |
|-----------------------------|------------------|-------------|
| 1. Jevon Kearse | 1999–2000 | 17.5 |
| 2. Anthony Cook | 1995–1997 | 12.0 |
| 3. Harold Landry III | 2018–2019 | 11.5 |
| 4. Jason Jones | 2008–2010 | 11.0 |
| 5. Jacob Ford | 2008–2009 | 10.5 |
| 6. Carlos Hall | 2002–2003 | 10.0 |
| 7. Zach Brown | 2012–2013 | 8.5 |
| Kenny Holmes | 1997–1998 | 8.5 |
| Travis LaBoy | 2004–2005 | 8.5 |
| 10. Gary Walker | 1995–1996 | 8.0 |

**#91 • OLB CAMERON WAKE**[CLICK FOR COMPLETE BIO](#)

Outside linebacker **Cameron Wake** (6-3, 263) completed his 11th NFL season and his first campaign with the Titans in 2019. He was signed as an unrestricted free agent from the Miami Dolphins on March 15, 2019.

Wake's 2019 season came to an end with six games remaining on the schedule. He was placed on injured reserve on Nov. 26, concluding his season with 2.5 sacks, 11 quarterback pressures, one pass defended and nine tackles. At the end of 2019, his 100.5 career sacks ranked third among all active NFL players, trailing only **Terrell Suggs** (139.0) and **Von Miller** (106.0).

In 10 seasons with the Dolphins, Wake totaled 98 sacks to rank second in franchise history. He is a five-time Pro Bowl selection (2010, 2012, 2013, 2014 and 2016) and a four-time Associated Press All-Pro (first team 2010 and 2012; second team 2014 and 2016).

Only Pro Football Hall of Famer Jason Taylor (131) has more sacks in Dolphins history than Wake. From 2009 through 2018, Wake's 98 sacks tied Von Miller for the highest total in the NFL, and entering 2019, only Terrell Suggs (132.5) had more sacks among all active players.

Additionally, Wake ranked second in the NFL with 213 total quarterback hits from 2009–2018, trailing only J.J. Watt (244).

In 146 career games in Miami (126 starts), Wake's totals also included 348 tackles, one interception, 15 passes defended, 22 forced fumbles and two fumble recoveries. The durable veteran experienced only one season (2015) in which he missed more than two games due to injury.

In 2018, Wake played and started in 14 games and contributed six sacks, 36 tackles, one pass defended and one forced fumble.

Originally signed by the New York Giants as an undrafted free agent in 2005, Wake played for the Canadian Football League's B.C. Lions in 2007 and 2008 and was named the CFL Defensive Player of the Year both seasons. He then joined the Dolphins as a free agent in 2009.

A native of Hyattsville, Md., Wake was a four-year letterman at Penn State, where he totaled 191 tackles and 8.5 sacks as a linebacker and defensive end.

2019 Notes:

➤ **At Cleveland (9/8)**, led the Titans with 2.5 sacks in his debut in a Titans uniform. He totaled three tackles and one quarterback pressure. In the first quarter, he recorded his first sack with the Titans, dropping Baker Mayfield for a 15-yard loss. In the second quarter, he recorded a safety with a sack of Mayfield in the end zone. It was his second career safety and first since 2013 as a member of the Miami Dolphins. On the sack for a safety, he became the second active NFL player to reach 100 career sacks, joining current Arizona Cardinals defender Terrell Suggs. He became the 33rd NFL player to reach the mark since individual sacks became an official statistic in 1982. Wake also shared a seven-yard sack with cornerback Logan Ryan in the fourth quarter. It was his ninth career game with at least 2.5 sacks. He became the second player in franchise history to be credited with a safety and at least 2.5 sacks in the same game, joining Ray Childress (Sept. 16, 1990 at Pittsburgh).

➤ **Against Indianapolis (9/15)**, generated one tackle and one quarterback pressure.

➤ **At Atlanta (9/29)**, contributed two quarterback pressures and one pass defended in the 150th game of his NFL career. Since individual sacks became an official NFL statistic in 1982, Wake became one of 14 players to have had 100 or more sacks through their first 150 career games.

➤ **Against Buffalo (10/6)** and **at Denver (10/13)**, he was inactive with a hamstring injury.

➤ **Against the Los Angeles Chargers (10/20)**, registered two quarterback pressures.

➤ **Against Tampa Bay (10/27)**, totaled two quarterback pressures.

➤ **At Carolina (11/3)**, notched one tackle.

➤ **Against Kansas City (11/10)**, posted one quarterback pressure.

➤ **Against Jacksonville (11/24)**, registered two quarterback pressures.

➤ Placed on injured reserve on Nov. 26.

Wake's Career Regular Season Statistics:

| Year | Team | GP | GS | Tackle | Sack | TFL | QBP | Int | PD | FF | FR |
|-------------------|------|------------|------------|------------|--------------|-----------|------------|----------|-----------|-----------|----------|
| 2009 | Mia | 14 | 1 | 11 | 5.5 | 6 | 9 | 0 | 1 | 1 | 0 |
| 2010 | Mia | 16 | 16 | 57 | 14.0 | 21 | 26 | 0 | 4 | 3 | 0 |
| 2011 | Mia | 16 | 14 | 42 | 8.5 | 15 | 27 | 0 | 2 | 0 | 0 |
| 2012 | Mia | 16 | 16 | 53 | 15.0 | 13 | 33 | 0 | 1 | 3 | 0 |
| 2013 | Mia | 15 | 15 | 37 | 8.5 | 8 | 21 | 0 | 0 | 2 | 1 |
| 2014 | Mia | 16 | 16 | 38 | 11.5 | 8 | 22 | 0 | 3 | 3 | 1 |
| 2015 | Mia | 7 | 7 | 9 | 7.0 | 3 | 7 | 0 | 1 | 4 | 0 |
| 2016 | Mia | 16 | 11 | 29 | 11.5 | 6 | 24 | 1 | 2 | 5 | 0 |
| 2017 | Mia | 16 | 16 | 36 | 10.5 | 12 | 27 | 0 | 0 | 0 | 0 |
| 2018 | Mia | 14 | 14 | 36 | 6.0 | 5 | 17 | 0 | 1 | 1 | 0 |
| 2019 | Ten | 9 | 0 | 5 | 2.5 | 0 | 11 | 0 | 1 | 0 | 0 |
| NFL Totals | | 155 | 126 | 353 | 100.5 | 97 | 224 | 1 | 16 | 22 | 2 |

Wake's Career Postseason Statistics:

| Year | Team | GP | GS | Tackle | Sack | TFL | QBP | Int | PD | FF | FR |
|-----------------------|------|----------|----------|----------|------------|----------|----------|----------|----------|----------|----------|
| 2016 | Mia | 1 | 1 | 6 | 0.0 | 0 | 0 | 0 | 0 | 0 | 0 |
| 2019 | Ten | 0 | 0 | | | | | | | | |
| Injured Reserve | | | | | | | | | | | |
| Playoff Totals | | 1 | 1 | 6 | 0.0 | 0 | 0 | 0 | 0 | 0 | 0 |

Wake's Regular Season Single-Game Highs:**Tackles** - 8 at Baltimore (11/7/10)**Sacks** - 4.5 at Arizona (9/30/12)**Interceptions** - 1 at N.Y. Jets (12/17/16)**Forced Fumble** - 2 (Four times, last vs. N.Y. Jets, 11/6/16)**Fumble Recovery** - 1 (Twice, last at Chicago, 10/19/14)**Passes Defensed** - 2 at Buffalo (9/12/10)**Wake's Playoff Single-Game Highs:****Tackles** - 6 at Pittsburgh (1/8/17)**ACTIVE NFL SACK LEADERS**

Among all active players, Titans outside linebacker **Cameron Wake** is in third place in career sacks. Only **Terrell Suggs** and Denver's **Von Miller** have more sacks than Wake among players currently playing in the NFL.

Most career sacks by active NFL players:

| Player | Sacks |
|------------------------|--------------|
| 1. Terrell Suggs | 139.0 |
| 2. Von Miller | 106.0 |
| 3. Cameron Wake | 100.5 |
| 4. Chandler Jones | 96.0 |
| J.J. Watt | 96.0 |
| 6. Clay Matthews | 91.5 |
| 7. Ryan Kerrigan | 90.0 |
| 8. Justin Houston | 89.5 |
| 9. Calais Campbell | 88.0 |
| 10. Cameron Jordan | 87.0 |

MORE TITANS OUTSIDE LINEBACKERS**44 - OLB KAMALEI CORREA (6-3, 241, 4th Year, Boise State)**

➤ Outside linebacker **Kamalei Correa** (pronounced KAH-mah-lay cor-A-uh; 6-3, 241) was acquired by the Titans in a trade with the Baltimore Ravens on Aug. 28, 2018. The Titans sent a sixth-round pick to the Ravens in the deal.

➤ In 2019, he appeared in every game and set career highs with five starts, 37 tackles, five sacks, seven tackles for loss, two passes defensed and one fumble recovery. His sack total tied for second on the team. He started all three postseason games and added two sacks.

➤ Correa played in 13 games in 2018 and established career bests with four starts, 27 tackles, 3.5 sacks, five quarterback pressures, four tackles for loss and one forced fumble (tied).

➤ Correa was a second-round selection (42nd overall) by the Ravens in the 2016 NFL Draft. Over his first two years in the NFL, he played in 25 games, including four starts, and totaled 11 tackles, one forced fumble and eight special teams stops.

➤ In 2017, Correa appeared in all 16 games with three starts for the Ravens, recording eight tackles and one pass defensed.

➤ As a rookie in 2016, he played in nine games with one start. He posted three tackles, one pass defensed and one forced fumble for the league's seventh ranked defense before finishing the campaign on injured reserve (ribs).

➤ An all-conference performer at Boise State, he totaled 27 starts and 40 games over his three-year college career. His statistics with the Broncos included 110 career tackles, 20 sacks, 31.5 tackles for loss and five forced fumbles.

➤ A native of Honolulu, Hawaii, he was a high school teammate with Titans quarterback Marcus Mariota at the Saint Louis School.

2019 Notes:

➤ **At Cleveland (9/8)**, notched four tackles and added a stop on special teams.

➤ **At Jacksonville (9/19)**, totaled one tackle, one quarterback pressure and one tackle for loss.

➤ **Against Buffalo (10/6)**, registered a pair of tackles and one quarterback pressure.

➤ **At Denver (10/13)**, produced a pair of tackles.

➤ **Against the Los Angeles Chargers (10/20)**, totaled a pair of tackles and one quarterback pressure.

➤ **Against Tampa Bay (10/27)**, tallied three tackles and added a special teams stop.

➤ **At Carolina (11/3)**, registered his first start of the season at outside linebacker and totaled three tackles, one sack and one quarterback pressure. He recorded his first sack of the season by dropping Kyle Allen for a three-yard loss in the first quarter.

➤ **Against Kansas City (11/10)**, contributed a pair of tackles.

➤ **Against Jacksonville (11/24)**, tied his career high with five tackles.

➤ **At Indianapolis (12/1)**, tied his career high with five tackles and added one sack, one tackle for loss, one fumble recovery and one special teams tackle. He sacked Jacoby Brissett for a one-yard loss in the fourth quarter. The sack came on third down and preceded the team's go-ahead touchdown on a blocked field goal return on the following play. Minutes later, he helped secure the victory by recovering a fumble by tight end Ross Travis at Tennessee's eight-yard line with 1:58 on the clock. It was his first career defensive fumble recovery.

➤ **At Oakland (12/8)**, registered his second consecutive game with a sack, forcing Derek Carr out of bounds for no gain in the second quarter. He totaled two tackles in the contest.

➤ **Against Houston (12/15)**, recorded four tackles, including a sack. He dropped Deshaun Watson for a nine-yard sack in the first quarter to give him a career-high four sacks in 2019 and three consecutive games with a sack.

➤ **At Houston (12/29)**, credited with a sack and tied for the team lead with three quarterback pressures. He recorded an eight-yard sack in the second quarter to give him a career-high five sacks in 2019. He registered a sack in four of the final five contests to end the regular season. He added a stop on special teams at Houston.

➤ **At New England (1/4)**, started and recorded two tackles in his postseason debut.

➤ **At Baltimore (1/11)**, posted four tackles, one sack and one quarterback pressure in the divisional round against his former team. He notched his first career postseason sack by taking down Lamar Jackson for a six-yard loss in the second quarter.

➤ **At Kansas City (1/19)**, led the team with 10 tackles with one sack and one quarterback pressure in the AFC championship game. He registered a two-yard sack of quarterback Patrick Mahomes in the first quarter to give him his second consecutive playoff game with a sack. Including the final five regular season games and three postseason games, Correa totaled six sacks in an eight-game span. His two sacks during the playoffs tied for the fourth-highest total for the franchise since individual sacks became an official statistic in 1982.

93 - OLB REGGIE GILBERT (6-4, 260, 2nd Year, Arizona)

➤ **Reggie Gilbert** was acquired by the Titans in a trade with the Green Bay Packers on Aug. 29, 2019. The Titans traded a conditional 2020 seventh-round draft choice in exchange for Gilbert, who began his NFL career with the Packers as an undrafted free agent in 2016.

➤ In 2019, Gilbert appeared in 11 games and recorded a career-high five starts. His statistics included 24 tackles, one sack, seven quarterback pressures, one tackle for loss and one pass defensed.

➤ During three seasons in Green Bay, Gilbert appeared in 18 total games, totaling 47 tackles, 3.5 sacks, 20 quarterback pressures and two special teams stops.

➤ In 2018, he played in all 16 games for the first time in his career and recorded 44 tackles, six tackles for loss, 2.5 sacks, a fumble recovery, four quarterback hits, 15 quarterback pressures, two passes defensed and two tackles on special teams. His 15 quarterback pressures ranked second on the squad.

- He spent the majority of his first two seasons Green Bay's practice squad.
- At the University of Arizona, he started 47 of 57 games played and registered 14 sacks. He played in four bowl games and helped lead his program to 33 wins from 2012-15, which served as the winningest four-year stretch in program history.
- He is a native of Laveen, Ariz.

2019 Notes:

- **At Jacksonville (9/19)**, made his debut with the Titans after missing the first two games due to a knee injury. He registered two tackles.
- **At Atlanta (9/29)**, logged his first career start at outside linebacker and totaled three tackles and one quarterback pressure.
- **Against Buffalo (10/6)**, started and produced three tackles, one sack, one quarterback pressure and one tackle for loss. In the fourth quarter, he recorded his first sack as a member of the Titans, dropping Josh Allen for a four-yard loss.
- **At Denver (10/13)**, produced a pair of tackles.
- **Against the Los Angeles Chargers (10/20)**, registered four tackles.
- **Against Tampa Bay (10/27)**, recorded one tackle, one quarterback pressure and one special teams tackle.
- **Against Kansas City (11/10)**, contributed three tackles.
- **At Oakland (12/8)**, tallied three tackles and one quarterback pressure.
- **Against Houston (12/15)**, recorded three tackles and added one special teams stop.

50 - OLB DERICK ROBERSON (6-3, 250, Rookie, Sam Houston State)

- Outside linebacker **Derick Roberson** signed with the Titans as a rookie free agent on May 10, 2019.
- In 2019, Roberson played in three regular season games and totaled four tackles and three sacks. He also played in all three playoff games, adding two tackles, three quarterback pressures and one tackle for loss.
- He spent the first six games of his rookie season on the practice squad before being elevated to the 53-man roster on Oct. 19. He then spent the next four weeks on the practice squad before being re-signed to the 53-man roster on Nov. 26.
- Roberson appeared in 32 games with 20 starts over three seasons at Sam Houston State (2016-18) and totaled 123 tackles, 23 sacks, eight passes defended, one interception and seven forced fumbles.
- Transferred to Sam Houston State from Texas where he played one season as a redshirt freshman. He saw action in 10 contests at Texas and registered six tackles, two sacks and one forced fumble.
- He is a native of San Antonio, Texas.

2019 Notes:

- **Against New Orleans (12/22)**, led the team with two sacks, logging the first two sacks of his career. He recorded his first career sack in the first quarter, dropping Drew Brees for a seven-yard loss, and he added an eight-yard sack in the fourth quarter on third down. Roberson became the first Titans rookie with two or more sacks in a game since linebacker Avery Williamson accomplished the feat as a rookie against the Pittsburgh Steelers on Nov. 17, 2014.
- **At Houston (12/29)**, tallied two tackles, including a sack. He dropped AJ McCarron for an eight-yard sack in the first quarter. The sack, which came on third down, gave him three sacks in a two-game span.
- **At New England (1/4)**, registered a tackle for loss in his postseason debut.

42 - OLB D'ANDRE WALKER (6-2, 251, Rookie, Georgia)

- **D'Andre Walker** was selected by the Titans in the fifth round (168th overall) of the 2019 NFL Draft.
- During a four-year career at Georgia (2015-18), Walker appeared in 54 games with 13 starts and totaled 113 tackles, 13.5 sacks, 27.5 tackles for loss, four passes defended, five forced fumbles, one fumble recovery and two blocked punts.
- Walker accumulated 7.5 sacks in 13 games as a senior in 2018.
- He is a native of College Park, Ga.

2019 Notes:

- Placed on injured reserve on Aug. 10, 2019.



TITANS

CORNERBACKS

| No. | Name | Ht | Wt | Exp | College |
|-----|----------------------|------|-----|-----|---------------------|
| 35 | Brock Sr., Tramaine | 6-0 | 188 | 10 | Belhaven |
| 21 | Butler, Malcolm (IR) | 5-11 | 190 | 6 | West Alabama |
| 25 | Jackson, Adoree' | 5-11 | 185 | 3 | Southern California |
| 30 | Milton, Chris (IR) | 5-11 | 190 | 4 | Georgia Tech |
| 26 | Ryan, Logan | 5-11 | 195 | 7 | Rutgers |
| 36 | Sims, LeShaun | 6-0 | 203 | 4 | Southern Utah |
| 23 | Smith, Tye | 6-0 | 195 | 4 | Towson |

#21 • CB MALCOLM BUTLER

[CLICK FOR COMPLETE BIO](#)



Cornerback **Malcolm Butler** (5-11, 190) completed his sixth NFL season and his second campaign with the Titans in 2019. He was signed by the Titans as an unrestricted free agent on March 16, 2018.

His 2019 season was cut short due to a wrist injury he suffered in the ninth game (Nov. 3 at Carolina). Until that point, he had 30 tackles, two interceptions, including one for a touchdown, and 10 passes defended.

In 2018, Butler led the Titans with 13 passes defended in his first season as a Titan and was second on the team with three interceptions, which included an interception return for a touchdown. He added 56 tackles, one sack, one quarterback pressure, three tackles for loss and one forced fumble in 16 games (11 starts).

Prior to his arrival in Tennessee, Butler spent the first four seasons of his career with the New England Patriots. During his time in New England, he appeared in 59 career regular season games with 48 starts and amassed 204 tackles, eight interceptions, 47 passes defended, four forced fumbles and two fumble recoveries.

Butler appeared in 11 career playoff games with seven starts with the Patriots. He started all three postseason contests on the Patriots' run to the Super Bowl LI title in 2016 and made the crucial, game-winning interception at the goal line in New England's Super Bowl XLIX victory over the Seattle Seahawks to conclude the 2014 campaign.

In 2017, he played in all 16 games during the regular season with 15 starts and amassed 60 tackles, two interceptions, a sack, 12 passes defended and three forced fumbles. He saw action in all three postseason games (two starts) and posted four tackles.

In 2016, Butler earned his second consecutive Pro Bowl invitation and was named Associated Press second-team All-Pro after starting all 16 regular season games and recording 63 tackles, one sack, a career-high four interceptions and 17 passes defended.

As a rookie free agent in 2014, Butler was involved in one of the most memorable plays in Super Bowl history. With 26 seconds remaining against the Seattle Seahawks in Super Bowl XLIX, he intercepted a pass intended for Ricardo Lockette at the goal line, preventing a go-ahead touchdown by the Seahawks and sealing New England's championship victory.

The Vicksburg, Miss., native was originally signed by the New England Patriots on May 19, 2014, following two seasons at the University of West Alabama, where he was a two-time first team All-Gulf South Conference selection at cornerback. He transferred to West Alabama from Hinds (Miss.) Community College.

2019 Notes:

- **At Cleveland (9/8)**, in the fourth quarter, intercepted a pass from Baker Mayfield that was intended for wide receiver Jarvis Landry and raced 38 yards for a touchdown. It was Butler's second career interception return for a touchdown. The interception was the 12th of Butler's career. He added five tackles in the contest.
- **Against Indianapolis (9/15)**, recorded seven tackles and one pass defended.



- **At Jacksonville (9/19)**, registered one pass defended.
- **At Atlanta (9/29)**, contributed six tackles and one pass defended.
- **Against Buffalo (10/6)**, tallied four tackles.
- **At Denver (10/13)**, produced a pair of tackles and a team-high two passes defended.
- **Against the Los Angeles Chargers (10/20)**, posted five tackles and one pass defended.
- **Against Tampa Bay (10/27)**, recorded his second interception of the season and the 13th interception of his career when he picked off a Jameis Winston pass and returned the ball 23 yards to the Tampa Bay six-yard line in the first quarter. The takeaway resulted in a Titans touchdown on the ensuing possession. He added one tackle in the contest.
- **At Carolina (11/3)**, registered two passes defended before leaving the contest in the second quarter with a wrist injury.
- Placed on injured reserve on Nov. 5.

Butler's Career Regular Season Statistics:

| Year | Team | GP | GS | Tackle | Sack | TFL | QBP | Int | PD | FF | FR |
|---------------|------|-----------|-----------|------------|------------|-----------|-----------|-----------|-----------|----------|----------|
| 2014 | NE | 11 | 1 | 14 | 0.0 | NA | NA | 0 | 3 | 0 | 0 |
| 2015 | NE | 16 | 16 | 67 | 0.0 | NA | NA | 2 | 15 | 0 | 0 |
| 2016 | NE | 16 | 16 | 63 | 1.0 | NA | NA | 4 | 17 | 1 | 2 |
| 2017 | NE | 16 | 15 | 60 | 1.0 | NA | NA | 2 | 12 | 3 | 0 |
| 2018 | Ten | 16 | 11 | 56 | 1.0 | 3 | 1 | 3 | 13 | 1 | 0 |
| 2019 | Ten | 9 | 9 | 30 | 0.0 | 0 | 0 | 2 | 10 | 0 | 0 |
| Totals | | 84 | 68 | 290 | 3.0 | NA | NA | 13 | 70 | 5 | 2 |

Butler's Career Postseason Statistics:

| Year | Team | GP | GS | Tackle | Sack | TFL | QBP | Int | PD | FF | FR |
|---------------|------|-----------|----------|-----------|------------|-----------------|-----------|----------|----------|----------|----------|
| 2014 | NE | 3 | 0 | 4 | 0.0 | NA | NA | 1 | 3 | 0 | 0 |
| 2015 | NE | 2 | 2 | 12 | 0.0 | NA | NA | 0 | 3 | 0 | 0 |
| 2016 | NE | 3 | 3 | 11 | 0.0 | NA | NA | 0 | 1 | 0 | 0 |
| 2017 | NE | 3 | 2 | 10 | 0.0 | NA | NA | 0 | 1 | 0 | 0 |
| 2019 | Ten | 0 | 0 | | | Injured Reserve | | | | | |
| Totals | | 11 | 7 | 37 | 0.0 | NA | NA | 1 | 8 | 0 | 0 |

Butler's Regular Season Single-Game Highs:

- Tackles** - 9 (Twice, last vs. Seattle 11/13/16)
- Interceptions** - 2 vs. N.Y. Jets (12/24/16)
- Sacks** - 1 (Twice, last vs. Buffalo 12/24/17)
- Passes Defended** - 4 vs. Cincinnati (10/16/16)
- Forced Fumble** - 1 (Five times, last vs. Philadelphia, 9/30/18)
- Fumble Recoveries** - 1 (Twice, last vs. N.Y. Jets 12/24/16)

Butler's Playoff Single-Game Highs:

- Tackles** - 7 at Denver (1/24/15)
- Interceptions** - 1 vs. Seattle (2/1/15)
- Interception Long** - 3 vs. Seattle (2/1/15)
- Passes Defended** - 3 vs. Seattle (2/1/15)

#25 • CB ADOREE' JACKSON

[CLICK FOR COMPLETE BIO](#)



Cornerback **Adoree' Jackson** (5-11, 185) completed his third NFL season in 2019. He was selected by the Titans with the 18th overall pick in the first round of the 2017 NFL Draft.

Jackson played in 11 games with 10 starts in 2019 and totaled 40 tackles, two tackles for loss and seven passes defended. He missed five total contests due to injury, including the final four weeks of the regular season, and then returned to start all three postseason contests. His six passes defended during the playoffs led the squad.

In 2018, Jackson appeared in all 16 games for the second consecutive season with 13 starts. He set single-season career highs with 69 tackles and two interceptions. His 11 passes defended ranked second on the squad, and he added one quarterback pressure and three tackles for loss. He also handled the team's punt return duties, averaging 9.3 yards on 16 returns.

In 2017, Jackson was the first rookie cornerback for the team in the "Titans era" (1999–present) to record 16 starts. His 1,260 total plays (1,017 defensive snaps, 231 special teams snaps and 12 offensive snaps) ranked second in the NFL among all players behind only Arizona Cardinals safety **Tyrann Mathieu** (1,261).

Jackson's rookie defensive totals included a team-high 23 passes defended, 67 tackles, four tackles for loss, one quarterback pressures and three forced fumbles (tied for team lead). He ranked fifth in the NFL with 290 punt return yards (34 returns), ranked sixth in the NFL with a 23.1-yard kickoff return average (25 returns), and finished sixth with 868 combined kickoff return and punt return yards. He added 55 yards on five rushing attempts.

In three seasons at Southern California, Jackson appeared in 39 games with 36 starts. Although he was a starter at cornerback, he was a three-way threat, contributing as a returner and on offense. He scored 15 total touchdowns during his career in four different ways: via reception (6), interception (1), punt return (4) and kickoff return (4).

Jackson's career defensive totals with the Trojans included 139 tackles, 29 passes defended, six interceptions, six stops for loss, three fumble recoveries and two forced fumbles.

As a return specialist, Jackson notched 79 kickoff returns for 2,141 yards with four touchdowns and 46 punt returns for 578 yards with four touchdowns. He tied two NCAA records with his eight career touchdowns on kick/punt returns and nine touchdowns on all runbacks. He also set Southern California career records for kickoff returns and kickoff return yards.

As a junior in 2016, Jackson was awarded the Jim Thorpe Award as the nation's top defensive back. Additionally, he was a consensus All-American, the 2016 Pac-12 Defensive Player of the Year, a team captain and the team MVP (the first Trojan to repeat as team MVP since 2004-05), and he earned first-team All-Pac-12 honors at two different positions (defensive back and return specialist). He started all 13 games at cornerback and led the team with five interceptions, 11 passes defended and two fumble



recoveries. He scored twice on kickoff returns, twice on punt returns and once on offense.

A native of East St. Louis, Ill., Jackson also made his name as a world-class track athlete. He was a long jumper and sprinter on USC's track team in 2015 and 2016, winning the Pac-12 outdoor long jump title both years (and placing second in the Pac-12 100 meters in 2016) and earning All-American status both years after twice placing fifth in the NCAA long jump. He also placed 10th in the long jump in the U.S. Olympic Trials.

2019 Notes:

- **At Cleveland (9/8)**, totaled five tackles and returned one kickoff 23 yards.
- **Against Indianapolis (9/15)**, posted one tackle and added two punt returns for 26 yards, including a 17-yard return.
- **At Jacksonville (9/19)**, registered two tackles.
- **At Atlanta (9/29)**, tallied four tackles and one pass defended.
- **Against Buffalo (10/6)**, registered two tackles and one pass defended.
- **At Denver (10/13)**, totaled three tackles.
- **Against the Los Angeles Chargers (10/20)**, registered two tackles.
- **Against Tampa Bay (10/27)**, he was inactive with a foot injury.
- **At Carolina (11/3)**, posted three tackles, one tackle for loss and two passes defended.
- **Against Kansas City (11/10)**, tallied seven tackles and two passes defended.
- **Against Jacksonville (11/24)**, recorded a career-high 10 tackles, one tackle for loss and one pass defended.
- **At Indianapolis (12/1)**, recorded one tackle before leaving the game with an injury.
- **At Oakland (12/8)**, against Houston (12/15), against New Orleans (12/22) and at Houston (12/29), he was inactive with a foot injury.
- **At New England (1/4)**, returned from a foot injury to start and record two tackles and two passes defended (tied for team lead) in a wild card win.
- **At Baltimore (1/11)**, led the team with four passes defended and added three tackles in a divisional round victory.
- **At Kansas City (1/19)**, tallied four tackles in the AFC championship game.

Jackson's Career Regular Season Defensive Statistics:

| Year | Team | GP | GS | Tackle | Sack | TFL | QBP | Int | PD | FF | FR |
|---------------|------|-----------|-----------|------------|------------|----------|----------|----------|-----------|----------|----------|
| 2017 | Ten | 16 | 16 | 67 | 0.0 | 4 | 1 | 0 | 23 | 3 | 0 |
| 2018 | Ten | 16 | 13 | 69 | 0.0 | 3 | 1 | 2 | 11 | 0 | 0 |
| 2019 | Ten | 11 | 10 | 40 | 0.0 | 2 | 0 | 0 | 7 | 0 | 0 |
| Totals | | 43 | 39 | 176 | 0.0 | 9 | 2 | 2 | 41 | 3 | 0 |

Jackson's Career Regular Season Punt/Kickoff Return Statistics:

| Year | Team | PR | Yds | Avg | Lg | TD | KR | Yds | Avg | Lg | TD |
|---------------|------|-----------|------------|------------|-----------|----------|-----------|------------|-------------|-----------|----------|
| 2017 | Ten | 34 | 290 | 8.5 | 46 | 0 | 25 | 578 | 23.1 | 57 | 0 |
| 2018 | Ten | 16 | 148 | 9.3 | 26 | 0 | 0 | 0 | 0.0 | 0 | 0 |
| 2019 | Ten | 3 | 26 | 8.7 | 17 | 0 | 2 | 23 | 11.5 | 23 | 0 |
| Totals | | 53 | 464 | 8.8 | 46 | 0 | 27 | 601 | 22.3 | 57 | 0 |

Jackson's Career Postseason Defensive Statistics:

| Year | Team | GP | GS | Tackle | Sack | TFL | QBP | Int | PD | FF | FR |
|-----------------------|------|----------|----------|-----------|------------|----------|----------|----------|----------|----------|----------|
| 2017 | Ten | 2 | 2 | 7 | 0.0 | 0 | 0 | 0 | 3 | 0 | 0 |
| 2019 | Ten | 3 | 3 | 9 | 0.0 | 0 | 0 | 0 | 6 | 0 | 0 |
| Playoff Totals | | 5 | 5 | 16 | 0.0 | 0 | 0 | 0 | 9 | 0 | 0 |

Jackson's Career Postseason Punt/Kickoff Return Statistics:

| Year | Team | PR | Yds | Avg | Lg | TD | KR | Yds | Avg | Lg | TD |
|-----------------------|------|----------|-----------|------------|-----------|----------|----------|------------|-------------|-----------|----------|
| 2017 | Ten | 4 | 18 | 4.5 | 13 | 0 | 6 | 126 | 21.0 | 25 | 0 |
| 2019 | Ten | 0 | 0 | - | - | 0 | 0 | 0 | - | - | 0 |
| Playoff Totals | | 4 | 18 | 4.5 | 13 | 0 | 6 | 126 | 21.0 | 25 | 0 |

Jackson's NFL Regular Season Single-Game Highs:

- Tackles** - 10 vs. Jacksonville (11/24/19)
- Interceptions** - 1 (Twice, last at Buffalo, 10/7/18)
- Pass Defended** - 4 vs. Baltimore (11/5/17)
- Punt returns** - 5 vs. Seattle (9/24/17)
- Punt return yards** - 55 at Jacksonville (9/17/17)
- Long punt return** - 46 at Jacksonville (9/17/17)
- Kickoff returns** - 5 at Pittsburgh (11/16/17)
- Kickoff return yards** - 109 vs. L.A. Rams (12/24/17)
- Long kickoff return** - 57 vs. L.A. Rams (12/24/17)

Jackson's NFL Playoff Single-Game Highs:

- Tackles** - 4 (Twice, last at Kansas City, 1/19/20)
- Pass Defended** - 4 at Baltimore (1/11/20)
- Punt returns** - 3 at Kansas City (1/6/18)
- Punt return yards** - 18 at Kansas City (1/6/18)
- Long punt return** - 13 at Kansas City (1/6/18)
- Kickoff returns** - 4 at New England (1/13/18)
- Kickoff return yards** - 83 at New England (1/13/18)
- Long kickoff return** - 25 at New England (1/13/18)

MOST TOTAL SNAPS IN 2017

Cornerback **Adoree' Jackson** was on the field more than any other Titans player and almost more than every other NFL player in 2017. He was the first rookie cornerback for the team in the "Titans era" (1999–present) to start all 16 games in the regular season, and he and Buffalo's **Tre'Davious White** were only NFL rookie cornerbacks to record 16 starts in 2017.

Jackson played 1,017 defensive snaps while also serving as the team's primary returner and even lining up on offense occasionally. His 231 special teams snaps and 12 offensive snaps brought his season total to 1,260 total plays.

The only NFL player in 2017 to participate in more plays than Jackson was Arizona Cardinals safety **Tyrann Mathieu**, who recorded 1,261 snaps—1,046 on defense and 215 on special teams. The next-closest rookie behind Jackson was New York Jets safety **Jamal Adams**, who was on the field for 1,205 total plays.

Second-year safety **Kevin Byard** ranked second on the Titans with 1,153 total snaps in 2017.

NFL players with the most total snaps in 2017*:

| Player | Team | Pos | Off Snaps | Def Snaps | SpT Snaps | Total Snaps* |
|--------------------|------|-----|-----------|-----------|-----------|--------------|
| 1. Tyrann Mathieu | Ari | S | 0 | 1,046 | 215 | 1,261 |
| 2. Adoree' Jackson | Ten | CB | 12 | 1,017 | 231 | 1,260 |
| 3. Demario Davis | NYJ | LB | 0 | 1,110 | 116 | 1,226 |
| Shaquille Mason | NE | OL | 1,133 | 0 | 93 | 1,226 |
| 5. Joe Thuney | NE | OL | 1,131 | 0 | 91 | 1,222 |
| 6. Joe Schobert | Cle | LB | 0 | 1,065 | 142 | 1,207 |
| 7. Jamal Adams | NYJ | S | 0 | 1,094 | 111 | 1,205 |
| 8. Nate Solder | NE | OT | 1,112 | 0 | 92 | 1,204 |
| 9. Robert Alford | Atl | CB | 1 | 1,038 | 162 | 1,201 |
| 10. Eddie Jackson | Chi | DB | 0 | 1,054 | 130 | 1,184 |

* Does not include plays nullified by penalties



#26 • CB LOGAN RYAN

[CLICK FOR COMPLETE BIO](#)

Cornerback **Logan Ryan** (5-11, 195) completed his seventh NFL season and his third campaign with the Titans in 2019. He was signed by the Titans as an unrestricted free agent on March 11, 2017.

In 2019, Ryan started 16 games for the first time in his career. His four interceptions and career-high 120 tackles ranked second on the team, and he also set career highs with 4.5 sacks, a team-high 19 passes defended and a team-high four forced fumbles. In three postseason starts, he led the club with 27 tackles and scored a touchdown on an interception.

Ryan's 2018 season came to an early conclusion after he suffered a season-ending leg injury on Dec. 16 at the New York Giants. He was placed on injured reserve two days later. Prior to the injury, he played and started in 14 games and collected 85 tackles, a career-high four sacks, one tackle for loss, one quarterback pressure and eight passes defended. At the time of his injury, his four sacks were tied (Minnesota's **Mackensie Alexander**) for the NFL lead among cornerbacks.

Ryan set a career high in 2017 with 15 starts during the regular season and totaled 73 tackles, 14 passes defended, two quarterback pressures, two tackles for loss and one forced fumble. He added 12 tackles, one pass defended and one tackle for loss in two postseason starts.

Ryan spent his first four NFL seasons in New England, where he was a contributor to two Super Bowl titles. He played in 64 games with the Patriots, including 40 starts, and totaled 13 interceptions, 41 passes defended, 251 tackles, two sacks and three forced fumbles. His 13 interceptions from 2013–2016 ranked seventh among NFL corners.

In 2016, Ryan led the Patriots in tackles (92), also adding two interceptions, 11 passes defended and one sack as part of a defense that was ranked first in points allowed and eighth in yards allowed.

In 2013, he played all 16 regular season games with seven starts as a rookie. He led all NFL rookies and tied for the AFC lead with a career-high five interceptions.

A native of Voorhees, N.J., Ryan was a third-round pick by the Patriots in the 2013 NFL Draft following a four-year career at Rutgers. As a cornerback for the Scarlet Knights, he started 27 games and earned All-Big East honors as a junior and senior.

2019 Notes:

➤ **At Cleveland (9/8)**, totaled eight tackles, 1.5 sacks (tied career high), one quarterback pressure and one interception. He was credited with an eight-yard sack late in the second quarter and also split a seven-yard sack with outside linebacker Cameron Wake in the fourth quarter. It gave him eight career sacks, including 5.5 sacks since the beginning of the 2018 season. In the fourth quarter, he recorded his 14th career interception and his first in a Titans uniform, picking off Baker Mayfield's pass that was intended for wide receiver Jarvis Landry. Since individual sacks became an official NFL statistic in 1982, it marked only the third time a Titans/Oilers player recorded at least one interception and at least 1.5 sacks in the same game. Ryan joined Oilers linebackers Robert Brazile (Dec. 19, 1982 at Philadelphia) and Johnny Meads (Oct. 21, 1990 against New Orleans) as



the franchise's only players to accomplish the feat.

➤ **Against Indianapolis (9/15)**, recorded four tackles, one interception and two passes defended. In the second quarter, he recorded his second interception of the season and the 15th interception of his career, picking off a pass from Jacoby Brissett to T.Y. Hilton. It marked the third time in his seven-year career with interceptions in consecutive games.

➤ **At Jacksonville (9/19)**, registered two passes defended.

➤ **At Atlanta (9/29)**, produced six tackles and added one pass defended.

➤ **Against Buffalo (10/6)**, totaled nine tackles and one sack. In the first quarter, he sacked quarterback Josh Allen for a five-yard loss.

➤ **At Denver (10/13)**, notched six tackles, one quarterback pressure and a forced fumble (recovered by the Broncos).

➤ **Against the Los Angeles Chargers (10/20)**, appeared in his 100th career regular season NFL game and led the team with three passes defended. He added nine tackles, one tackle for loss and one forced fumble (recovered by the Chargers). It was his second consecutive game with a forced fumble.

➤ **Against Tampa Bay (10/27)**, produced seven tackles, one sack, one interception, three passes defended (tied for team lead) and one forced fumble. He cemented the victory with an interception in the final 30 seconds of the fourth quarter, picking off Jameis Winston's pass that was intended for wide receiver Breshad Perriman. He dropped Winston for a sack in the second quarter and forced a fumble on the play (recovered by the Buccaneers). He logged his second career game and his second game of 2019 (Sept. 8 at Cleveland) with at least one sack and at least one interception. He became the first NFL player in 2019 to do so in multiple games.

➤ **At Carolina (11/3)**, set a season high with 11 tackles and added one pass defended.

➤ **Against Kansas City (11/10)**, led the defense with 13 tackles, including one tackle for loss, and added a team-high three passes defended.

➤ **Against Jacksonville (11/24)**, registered seven tackles and one pass defended.

➤ **At Indianapolis (12/1)**, totaled nine tackles, one tackle for loss and one interception. He tallied his fourth interception of the season by snaring Jacoby Brissett's pass that was intended for Zach Pascal in the fourth quarter. He returned the ball 16 yards. With the takeaway, he recorded the third season of his career with four or more interceptions and his first such campaign as a member of the Titans.

➤ **At Oakland (12/8)**, led the defense with 13 tackles, including a tackle for loss.

➤ **Against Houston (12/15)**, registered eight tackles and a forced fumble. He knocked the ball out of the hands of Deshaun Watson in the first quarter for his fourth forced fumble of the season, but the ball went out of bounds.

➤ **Against New Orleans (12/22)**, contributed seven tackles and one pass defended.

➤ **At Houston (12/29)**, totaled three tackles, including a sack. He sacked AJ McCarron for an eight-yard loss in the fourth quarter to give him a career-high 4.5 sacks in 2019, surpassing his previous high of four sacks in 2018.

➤ **At New England (1/4)**, returned an interception for a touchdown and ranked second on the team with eight tackles. With the Titans leading by one point, he picked off a Tom Brady pass and returned the ball nine yards for a touchdown with nine seconds remaining in the fourth quarter to seal the victory. He joined Vernon Perry (Jan. 6, 1980 at Pittsburgh) and Bubba McDowell (Jan. 3, 1993 at Buffalo) as the only players in team annals with a postseason interception return for a touchdown. It was Ryan's second career NFL touchdown, including regular season and postseason games, and his first since a 79-yard interception return at the New York Jets as a rookie on Oct. 20, 2013. He notched his second career postseason interception.

➤ **At Baltimore (1/11)**, led the team and set a playoff career high with 13 tackles in a divisional round victory. He added one pass defended.

➤ **At Kansas City (1/20)**, registered six tackles, including a tackle for loss, in the AFC championship game.

Ryan's Career Regular Season Statistics:

| Year | Team | GP | GS | Tackle | Sack | TFL | QBP | Int | PD | FF | FR |
|---------------|------|------------|-----------|------------|-------------|-----------|-----------|-----------|-----------|----------|----------|
| 2013 | NE | 16 | 7 | 41 | 1.5 | NA | NA | 5 | 10 | 1 | 0 |
| 2014 | NE | 16 | 6 | 36 | 0.0 | NA | NA | 2 | 6 | 1 | 0 |
| 2015 | NE | 16 | 14 | 82 | 0.0 | NA | NA | 4 | 14 | 0 | 0 |
| 2016 | NE | 16 | 13 | 92 | 1.0 | NA | NA | 2 | 11 | 1 | 0 |
| 2017 | Ten | 15 | 15 | 73 | 0.0 | 2 | 2 | 0 | 14 | 1 | 0 |
| 2018 | Ten | 14 | 14 | 85 | 4.0 | 1 | 1 | 0 | 8 | 0 | 0 |
| 2019 | Ten | 16 | 16 | 120 | 4.5 | 4 | 2 | 4 | 19 | 4 | 0 |
| Totals | | 109 | 85 | 529 | 11.0 | NA | NA | 17 | 82 | 8 | 0 |



Ryan's Career Postseason Statistics:

| Year | Team | GP | GS | Tackle | Sack | TFL | QBP | Int | PD | FF | FR |
|---------------|------|-----------|-----------|-----------|------------|-----------|-----------|----------|----------|----------|----------|
| 2013 | NE | 2 | 0 | 12 | 0.0 | NA | NA | 0 | 0 | 0 | 0 |
| 2014 | NE | 3 | 0 | 4 | 0.0 | NA | NA | 0 | 1 | 1 | 0 |
| 2015 | NE | 2 | 2 | 14 | 0.0 | NA | NA | 0 | 1 | 0 | 0 |
| 2016 | NE | 3 | 3 | 22 | 1.0 | NA | NA | 1 | 4 | 0 | 0 |
| 2017 | Ten | 2 | 2 | 10 | 0.0 | 1 | 0 | 0 | 1 | 0 | 0 |
| 2019 | Ten | 3 | 3 | 27 | 0.0 | 1 | 0 | 1 | 2 | 0 | 0 |
| Totals | | 15 | 10 | 89 | 1.0 | NA | NA | 2 | 9 | 1 | 0 |

Ryan's Regular Season Single-Game Highs:**Tackles** - 17 vs. Buffalo (10/2/16)**Interceptions** - 2 at Baltimore (12/22/13)**Interception Long** - 79t at N.Y. Jets (10/20/13)**Sacks** - 1.5 (Twice, last at Cleveland, 9/8/19)**Passes Defensed** - 4 at Denver (11/29/15)**Forced Fumble** - 1 (Eight times, last vs. Houston, 12/15/19)**Ryan's Playoff Single-Game Highs:****Tackles** - 13 at Baltimore (1/11/20)**Interceptions** - 1 (Twice, last at New England, 1/4/20)**Interception Long** - 23 vs. Houston (1/14/17)**Sacks** - 1 (Twice, last vs. Houston, 9/16/18)**Passes Defensed** - 3 vs. Houston (1/14/17)**Forced Fumble** - 1 vs. Baltimore (1/10/14)**SACKS BY DEFENSIVE BACKS, 2018-19**

Cornerback **Logan Ryan's** sacks 8.5 sacks from 2018–2019 were more than all but one other defensive back in the NFL, New York Jets safety **Jamal Adams**.

In 2019, Ryan posted a career-high 4.5 sacks, finishing second among defensive backs to Adams, who had 6.5 sacks.

Most sacks by NFL defensive backs, 2018–2019:

| Defensive Back | Sacks |
|------------------------|------------|
| 1. Jamal Adams | 10.0 |
| 2. Logan Ryan | 8.5 |
| 3. Tyrann Mathieu | 5.0 |
| Eric Reid | 5.0 |
| 5. Mackensie Alexander | 4.5 |
| 6. Kenny Moore | 4.0 |
| Harrison Smith | 4.0 |
| Jourdan Lewis | 4.0 |
| 9. Derwin James | 3.5 |
| Malcolm Jenkins | 3.5 |

4 SACKS, 4 INTS, 4 FORCED FUMBLES

Titans cornerback **Logan Ryan** enjoyed one of the most statistically unique seasons by any NFL defensive player since 2000.

Ryan's season totals included a career-high four forced fumbles, which tied for the NFL lead among defensive backs (**K'Waun Williams** and **Malcolm Jenkins**), in addition to a career-high 4.5 sacks. He had four interceptions, which ranked second in his career and tied for ninth place among all AFC players.

Ryan became the third NFL player since 2000 to record four interceptions, four forced fumbles and four sacks in a single season. The only other players to do so in that span were Arizona Cardinals defensive back **Adrian Wilson** in 2006 and Carolina Panthers linebacker **Thomas Davis** in 2015.

Earlier in the campaign, Ryan became the first NFL player since 2000 with at least three sacks, three interceptions and three forced fumbles within his team's first eight games of a season.

Players since 2000 with a minimum of four sacks, four interceptions and four forced fumbles in a season:

| Player | Team | Season | Sacks | Int | FF |
|-------------------|------------------|-------------|------------|----------|----------|
| Logan Ryan | Tennessee | 2019 | 4.5 | 4 | 4 |
| Thomas Davis | Carolina | 2015 | 5.5 | 4 | 4 |
| Adrian Wilson | Arizona | 2006 | 5.0 | 4 | 4 |

MORE TITANS CORNERBACKS**35 - CB TRAMAINÉ BROCK SR. (6-0, 188, 10th Year, Belhaven)**

➤ **Tramaine Brock Sr.** was acquired off waivers from the Arizona Cardinals on Dec. 3.

➤ During his time with the Titans in 2019, Brock started four games in the regular season, totaling 13 tackles, one tackle for loss and two passes defensed. He also started all three postseason games, adding 10 tackles and three passes defensed.

➤ Prior to his arrival in Tennessee, he played in 113 total games over 10 NFL seasons with the San Francisco 49ers (2010-16), Minnesota Vikings (2017), Denver Broncos (2018) and Arizona Cardinals (2019). His combined statistics with those teams included 11 interceptions, 53 passes defensed and 246 tackles.

➤ In 10 games with the Cardinals in 2019, Brock tallied 37 tackles and three passes defensed.

➤ He entered the NFL with the 49ers in 2010 after signing with the team as an undrafted college free agent.

➤ He finished his college career at Belhaven (Miss.) College after spending time at the University of Minnesota and Mississippi Gulf Coast Community College.

➤ He is a native of Long Beach, Miss.

2019 Notes:

➤ **At Oakland (12/8)**, recorded a start and two tackles in his first appearance in a Titans uniform.

➤ **Against New Orleans (12/22)**, registered four tackles, one tackle for loss and two passes defensed.

➤ **At Houston (12/29)**, started his fourth consecutive game and totaled six tackles.

➤ **At New England (1/4)**, started, posted four tackles and tied for the team lead with two passes defensed in a wild card win.

➤ **At Baltimore (1/11)**, started and registered four tackles and a pass defensed in a divisional round victory.

➤ **At Kansas City (1/29)**, started and posted two tackles in the AFC championship game.

30 - CB CHRIS MILTON (5-11, 190, 4th Year, Georgia Tech)

➤ **Chris Milton** was acquired by the Titans off waivers from the Indianapolis Colts on Sept. 2, 2019.

➤ In 2019, Milton played in six games and totaled five special teams tackles before being placed on injured reserve.

➤ Milton arrived in Tennessee with three years of NFL experience, all with the Colts. In 35 games with Indianapolis (one start), he totaled 13 tackles, two passes defensed and 15 special teams tackles.

➤ In 2018, Milton appeared in a career-high 15 games, and his seven special teams stops ranked fourth on the Colts. He added a fumble recovery on special teams and three stops on defense.

➤ Milton originally joined the Colts as an undrafted college free agent in 2016. He participated in six contests (one start) as a rookie and followed with 14 games played in 2017.

➤ A native of Folkston, Ga., Milton was a three-year starter at Georgia Tech, where he totaled 96 tackles, five interceptions, 14 passes defensed, one forced fumble, seven blocked kicks on special teams and two interceptions returned for touchdowns.

2019 Notes:

➤ **At Cleveland (9/8)**, made his first appearance in a Titans uniform.

➤ **Against Indianapolis (9/15)**, tied for the team lead with two special teams tackles.

➤ **At Atlanta (9/29)**, collected a team-high two special teams tackles.

➤ **Against Buffalo (10/6)**, exited the game with a calf injury.

➤ Placed on injured reserve on Nov. 26.

36 - CB LeSHAUN SIMS (6-0, 203, 4th Year, Southern Utah)

➤ **LeShaun Sims** was selected by the Titans in the fifth round (157th overall) of the 2016 NFL Draft. The Titans traded up in the fifth round of the draft to secure Sims, dealing sixth-round choices in 2016 and 2017 to the Denver Broncos and getting a fifth-rounder (Reed) and a seventh-round pick in return.

➤ In 2019, Sims played in 14 games with two starts and totaled 31 tackles, two passes defensed and seven special teams tackles (tied career high). He also led the Titans with four special teams tackles in three postseason appearances.

➤ Sims played in all 16 games in 2018 with a pair of starts. His totals included 21 tackles, one quarterback pressure, one tackle for loss and six stops on special teams.

➤ Sims' second NFL season came to a premature end. He was placed on injured reserve on Dec. 22, 2017 after suffering a hamstring injury during the practice week. His season totals included 33 tackles, one tackle for loss, one interception, five passes defended, one forced fumble and seven special teams tackles in 13 games (five starts).

➤ As a rookie, Sims appeared in 13 games, including starts in the final two weeks of the season. He registered 18 tackles, one tackle for loss, one interception and six passes defended. He added six stops and two fumble recoveries on special teams.

➤ In four seasons at Southern Utah, he appeared in 47 total games with 46 starts, including starts in every game during his final three seasons. His career totals included 220 tackles, eight interceptions, 27 passes defended, one forced fumble, five fumble recoveries and four tackles for loss.

➤ He is a native of Las Vegas, Nev.

2019 Notes:

➤ **At Atlanta (9/29)**, registered one special teams stop. In punt coverage late in the fourth quarter, he batted down a punt at the goal line that was then downed at the two-yard line.

➤ **Against Tampa Bay (10/27)**, was in the lineup in place of an injured Adoree' Jackson and totaled four tackles and one pass defended.

➤ **Against Kansas City (11/10)**, recorded his first start of 2019 and set a career high with 12 tackles. He added one stop on special teams.

➤ **Against New Orleans (12/22)**, logged seven tackles and one pass defended.

➤ **At Baltimore (1/11)**, led the team with two special teams tackles in a divisional round victory.

23 - CB TYE SMITH (6-0, 195, 4th Year, Towson)

➤ **Tye Smith** was signed by the Titans as a free agent during the 2017 offseason.

➤ In 2019, he played in nine games during the regular season and set career highs with three starts, 24 tackles and two forced fumbles. He added four stops on special teams and a touchdown on a blocked field goal return. In the playoffs, he appeared in all three games and generated two special teams tackles.

➤ He was placed on injured reserve on July 31, 2018 after suffering an injury during training camp.

➤ In 2017, he appeared in 15 games with one start during the regular season and registered one interception, 11 tackles on defense and eight stops on special teams. In the playoffs, he started both games and contributed five tackles and one pass defended.

➤ The 6-foot, 195-pounder spent the 2016 season as a member of the Seattle Seahawks and Washington Redskins practice squads.

➤ The Raleigh, N.C., native was originally selected by the Seattle Seahawks in the fifth round (170th overall) of the 2015 NFL Draft. He appeared in four games as a rookie for Seattle.

➤ He played four years at Towson, where he recorded five career interceptions and earned AP FCS All-America honors.

2019 Notes:

➤ **At Indianapolis (12/1)**, totaled a career-high eight tackles, one forced fumble and a touchdown on a blocked field goal return. In the fourth quarter, after Adam Vinatieri's 46-yard field goal attempt was blocked by Dane Cruikshank, he scored the go-ahead touchdown on a 63-yard return to register his first career touchdown. It was the franchise's fifth all-time touchdown return on a blocked field goal and the first since Donald Mitchell's 69-yard touchdown return at Detroit on Oct. 21, 2001. Then, Smith helped clinch the victory with his first career forced fumble. With the Colts driving late in the game, he knocked the ball out of the hands of tight end Ross Travis, and it was recovered by outside linebacker Kamalei Correa.

➤ **At Oakland (12/8)**, registered his first start since 2017 and tied his career high with eight tackles. Additionally, he forced a fumble that led directly to a Titans touchdown when he knocked the ball out of the hands of tight end Darren Waller in the fourth quarter. The ball was picked up by linebacker Jayon Brown and returned 46 yards for a touchdown. It was the second consecutive game for Smith with a forced fumble that was recovered by the Titans.

➤ **Against Houston (12/15)**, started and tallied four tackles.

➤ **At Houston (12/29)**, started and logged four tackles.



TITANS SAFETIES

| No. | Name | Ht | Wt | Exp | College |
|-----|------------------|------|-----|-----|------------------------|
| 31 | Byard, Kevin | 5-11 | 212 | 4 | Middle Tennessee State |
| 29 | Cruikshank, Dane | 6-1 | 209 | 2 | Arizona |
| 37 | Hooker, Amani | 5-11 | 210 | R | Iowa |
| 46 | Kalu, Joshua | 6-0 | 203 | 1 | Nebraska |
| 24 | Vaccaro, Kenny | 6-0 | 214 | 7 | Texas |

#31 • S KEVIN BYARD

[CLICK FOR COMPLETE BIO](#)



Safety **Kevin Byard** (5-11, 212) completed his fourth NFL season in 2019. He was selected by the Titans in the third round (64th overall) of the 2016 NFL Draft.

From 2017 through 2019, no NFL player had more interceptions than Byard, who had 17. His 2019 totals included a team-leading five interceptions, 10 passes defended, 91 tackles, one quarterback pressure and two tackles for loss. He started all 16 regular season games for the third consecutive season. In three postseason games, he added 20 tackles and one interception.

In 2018, Byard finished with a team-leading four interceptions, 10 passes defended, 96 tackles and two sacks in 16 games (all starts). He also completed a touchdown pass on a memorable fake punt to help defeat the Houston Texans (Sept. 16).

Byard experienced a breakthrough second-year season in 2017. He was named to the Pro Bowl and earned first-team Associated Press All-Pro honors after tying Detroit's **Darius Slay** for the NFL lead with eight interceptions. He added a pair of fumble recoveries to pace the league with 10 total takeaways.

As a rookie in 2016, Byard played in every game, starting the final seven contests at free safety. His 63 tackles were the most by a Titans rookie safety since **Tank Williams'** 69 tackles in 2002. He also ranked second on the squad with 10 special teams tackles.

During a four-year career at Middle Tennessee State University, he appeared in 49 games and notched 46 starts at safety while becoming one of the most prolific defenders in school history. He set school records with 19 career interceptions, 377 interception return yards and four interception returns for touchdowns, and he finished sixth in MTSU history with 312 career tackles. In total, he had a hand in 25 turnovers (19 interceptions, five forced fumbles and one fumble recovery) during his career and added 17 career passes defended and five tackles for loss. He was twice named first-team All-Conference USA.



As a senior in 2015, Byard appeared in 12 games with nine starts as a permanent team captain and was named first-team All-Conference USA for the second consecutive year. He ranked fourth on the team with 66 tackles and led the squad with four interceptions and six additional pass breakups.

The Lithonia, Ga., native set a career high in college with six interceptions as a junior and forced to fumbles the same season.

2019 Notes:

- **At Cleveland (9/8)**, registered seven tackles and one interception. In the fourth quarter, he recorded his first interception of the season (13th career) by picking off a Baker Mayfield pass that was intended for Odell Beckham Jr. He returned the ball 28 yards to help set up a touchdown on the Titans' ensuing drive.
- **Against Indianapolis (9/15)**, posted four tackles and added a stop on special teams.
- **At Jacksonville (9/19)**, tallied five tackles, including one tackle for loss.
- **At Atlanta (9/29)**, contributed eight tackles and a team-high two passes defended.
- **Against Buffalo (10/6)**, totaled seven tackles, one interception and two passes defended. In the third quarter, he picked off a Josh Allen pass in Bills territory to notch his second interception of the season and the 14th interception of his career.
- **At Denver (10/13)**, registered three tackles, one interception and one special teams tackle. In the third quarter, he picked off Joe Flacco's pass that bounced off the back of tight end Noah Fant. It marked Byard's second consecutive game with an interception.
- **Against the Los Angeles Chargers (10/20)**, credited with eight tackles and one pass defended. In the first quarter, he broke up a pass on fourth-and-two that was intended for tight end Hunter Henry. He also recorded his first NFL reception in the first quarter. On a fake punt, he took a pass from Brett Kern and went 11 yards to convert a fourth-and-eight.
- **Against Tampa Bay (10/27)**, totaled three tackles and one tackle for loss.
- **At Carolina (11/3)**, produced six tackles, one pass defended and one stop on special teams.
- **Against Kansas City (11/10)**, tallied six tackles.
- **Against Jacksonville (11/24)**, produced 11 tackles.
- **At Indianapolis (12/1)**, totaled four tackles, one quarterback pressure and one interception. He intercepted a Jacoby Brissett pass in Colts territory and returned the ball 21 yards in the third quarter. The play gave him three consecutive seasons with four or more interceptions. It also put him in a tie for 18th place on the franchise's all-time career interceptions list.
- **At Oakland (12/8)**, contributed eight tackles.
- **Against Houston (12/15)**, registered a pair of tackles.
- **Against New Orleans (12/22)**, recorded three tackles and added a stop on special teams.
- **At Houston (12/29)**, credited with six tackles and added an interception in his 16th start of the season. He intercepted a pass from AJ McCarron in the fourth quarter to give him a team-high five interceptions in 2019. It was the 17th interception of his career.
- **At New England (1/4)**, tallied five tackles in a wild card win.
- **At Baltimore (1/11)**, notched 11 tackles and recorded his first career postseason interception. On the Ravens' first offensive series, he picked off a Lamar Jackson pass to tight end Mark Andrews and returned the ball 31 yards, which led to a Titans touchdown on the ensuing series. He tied Bubba McDowell (31-yard return vs. NYJ on 12/29/92) for the third-longest interception return in franchise postseason history. Only Vernon Perry (75 yards at Pittsburgh on Jan. 6, 1980) and McDowell (58 at Buffalo on Jan. 3, 1993) have had longer returns for the franchise during the playoffs.
- **At Kansas City (1/19)**, posted four tackles in the AFC championship game.

Byard's Career Regular Season Statistics:

| Year | GP | GS | Tackle | Sack | TFL | QBP | Int | PD | FF | FR |
|---------------|-----------|-----------|------------|------------|-----------|-----------|-----------|-----------|----------|----------|
| 2016 | 16 | 7 | 63 | 1.0 | 5 | 3 | 0 | 4 | 0 | 0 |
| 2017 | 16 | 16 | 87 | 0.0 | 4 | 3 | 8 | 18 | 0 | 2 |
| 2018 | 16 | 16 | 96 | 2.0 | 0 | 4 | 4 | 10 | 0 | 0 |
| 2019 | 16 | 16 | 91 | 0.0 | 2 | 1 | 5 | 10 | 0 | 0 |
| Totals | 64 | 55 | 337 | 3.0 | 11 | 11 | 17 | 42 | 0 | 2 |

Byard's Career Postseason Statistics:

| Year | GP | GS | Tackle | Sack | TFL | QBP | Int | PD | FF | FR |
|---------------|----------|----------|-----------|------------|----------|----------|----------|----------|----------|----------|
| 2017 | 2 | 2 | 16 | 0.0 | 0 | 0 | 0 | 0 | 0 | 0 |
| 2019 | 3 | 3 | 20 | 0.0 | 0 | 0 | 1 | 1 | 0 | 0 |
| Totals | 5 | 5 | 36 | 0.0 | 0 | 0 | 1 | 1 | 0 | 0 |

Byard's Regular Season Single-Game Highs:

Tackles - 16 vs. Washington (12/22/18)
Sacks - 1 (Three times, last at N.Y. Giants, 12/16/18)
Tackles For Loss - 2 (Twice, last at Miami, 10/8/17)
Interceptions - 3 at Cleveland (10/22/17)
Passes Defended - 3 (Twice, vs. Baltimore, 11/5/17)

Byard's Playoff Single-Game Highs:

Tackles - 11 at Baltimore (1/11/20)
Interceptions - 1 at Baltimore (1/11/20)

MOST INTERCEPTIONS FROM 2017-2019

Since the beginning of the 2017 campaign, Titans safety **Kevin Byard** leads the NFL lead with 17 interceptions.

Most interceptions from 2017-2019:

| Player | Position | Interceptions |
|-----------------------|----------|---------------|
| 1. Kevin Byard | S | 17 |
| 2. Marcus Peters | CB | 13 |
| Darius Slay | CB | 13 |
| 4. Xavien Howard | CB | 12 |
| Kyle Fuller | DB | 12 |
| Tre'Davious White | CB | 12 |
| 7. Tre Boston | S | 11 |
| Jordan Poyer | S | 11 |
| Harrison Smith | S | 11 |
| 10. (five tied) | | 10 |

2019 NFL INTERCEPTION LEADERS

Titans safety **Kevin Byard** tied for fourth place in the NFL with five interceptions in 2019.

Most interceptions in 2019:

| Player | Interceptions |
|-----------------------|---------------|
| 1. Stephon Gilmore | 6 |
| Anthony Harris | 6 |
| Tre'Davious White | 6 |
| 4. Kevin Byard | 5 |
| J.C. Jackson | 5 |
| Devin McCourty | 5 |
| Janoris Jenkins | 5 |
| Marcus Peters | 5 |
| Minkah Fitzpatrick | 5 |
| Darius Leonard | 5 |
| Kevin King | 5 |
| Joe Haden | 5 |



INTERCEPTIONS IN FIRST FOUR SEASONS

Titans safety **Kevin Byard** totaled 17 interceptions from the time he entered the NFL in 2016 as a third-round draft pick through 2019. Since the 1970 NFL-AFL merger, his total ranked second among all franchise players in their first four seasons.

Most interceptions in a Titans/Oilers player's first four seasons, 1970–2019:

| Player (Position) | First Four Seasons | Interceptions |
|---------------------------|--------------------|---------------|
| 1. Mike Reinfeldt (S) | 1976–1979 | 19 |
| 2. Kevin Byard (S) | 2016–2019 | 17 |
| 3. Andre Dyson (CB) | 2001–2004 | 16 |
| 4. Michael Griffin (S) | 2007–2010 | 15 |
| 5. Cris Dishman (CB) | 1988–1991 | 14 |
| Samari Rolle (CB) | 1998–2001 | 14 |

Among all active NFL players in 2019, only two had more interceptions than Byard in their first four NFL seasons: **Richard Sherman** and **Marcus Peters**.

Active NFL players with the most interceptions their first four NFL seasons:

| Player (Position) | First Four Seasons | Interceptions |
|---------------------------|--------------------|---------------|
| 1. Richard Sherman (CB) | 2011–2014 | 24 |
| 2. Marcus Peters (CB) | 2015–2018 | 22 |
| 3. Kevin Byard (S) | 2016–2019 | 17 |
| Aqib Talib (CB) | 2008–2011 | 17 |
| 5. Devin McCourty (S) | 2010–2013 | 15 |
| Earl Thomas (S) | 2010–2013 | 15 |
| Patrick Peterson (CB) | 2011–2014 | 15 |
| Trumaine Johnson (CB) | 2012–2015 | 15 |

INTERCEPTIONS IN A SEASON, TEAM HISTORY

Kevin Byard recorded a team-high eight interceptions in 2017. His total tied for seventh in franchise history and was the highest by any franchise player since Oilers cornerback **Rishard Johnson** picked off eight passes in 1990.

Most interceptions in a season, franchise history:

| Player | Season | Position | Interceptions |
|-----------------------|-------------|----------|---------------|
| 1. Mike Reinfeldt | 1979 | S | 12 |
| Fred Glick | 1963 | S | 12 |
| 3. Miller Farr | 1967 | CB | 10 |
| 4. Ken Houston | 1971 | S | 9 |
| W.K. Hicks | 1965 | CB | 9 |
| Jim Norton | 1961 | S | 9 |
| 7. Kevin Byard | 2017 | S | 8 |
| Richard Johnson | 1990 | CB | 8 |
| Pete Jaquess | 1964 | CB | 8 |
| Jim Norton | 1962 | S | 8 |
| Tony Banfield | 1961 | CB | 8 |

2017 NFL INTERCEPTION LEADERS

Titans safety **Kevin Byard** tied for the NFL lead with eight interceptions in 2017, his second NFL season. He shared the top of the leaderboard with Detroit Lions cornerback **Darius Slay**.

Most interceptions in 2017:

| Player | Team | Position | Interceptions |
|-----------------------|------------------|----------|---------------|
| 1. Kevin Byard | Tennessee | S | 8 |
| Darius Slay | Detroit | CB | 8 |
| 3. Eric Weddle | Baltimore | S | 6 |
| A.J. Bouye | Jacksonville | CB | 6 |
| 5. Micah Hyde | Buffalo | S | 5 |
| Jordan Poyer | Buffalo | S | 5 |
| Antoine Bethea | Arizona | S | 5 |
| Marcus Peters | Kansas City | CB | 5 |
| Marshon Lattimore | New Orleans | CB | 5 |
| Tre Boston | LA Chargers | S | 5 |
| Harrison Smith | Minnesota | S | 5 |

2017 TAKEAWAY LEADERS

Kevin Byard tied for the NFL interception lead in 2017. His eight interceptions matched Detroit cornerback **Darius Slay's** total for the most in the league.

Additionally, Byard recorded two fumble recoveries on defense. His 10 total defensive takeaways were the most in the NFL.

Slay ranked second with nine takeaways, while Kansas City cornerback **Marcus Peters** tied Baltimore safety **Eric Weddle** for third place with seven takeaways.

Most total defensive takeaways in 2017:

| Player | Team | Interceptions | Def. Fumble Recoveries | Total Takeaways |
|-----------------------|------------|---------------|------------------------|-----------------|
| 1. Kevin Byard | Ten | 8 | 2 | 10 |
| 2. Darius Slay | DeT | 8 | 1 | 9 |
| 3. Marcus Peters | KC | 5 | 2 | 7 |
| Eric Weddle | Bal | 6 | 1 | 7 |
| 5. A.J. Bouye | Jax | 6 | 0 | 6 |
| Jordan Poyer | Buf | 5 | 1 | 6 |
| Casey Hayward | LAC | 4 | 2 | 6 |
| Tre'Davious White | Buf | 4 | 2 | 6 |
| 9. (14 tied) | | | | 5 |

INTERCEPTIONS IN A GAME, TEAM HISTORY

With three interceptions at Cleveland on Oct. 22, 2017, safety **Kevin Byard** tied a franchise record and became the ninth player in franchise history to record three interceptions in a regular season game.

Byard became the first NFL player in 2017 to record three interceptions in a game and the first NFL player to do so since Philadelphia Eagles safety **Kurt Coleman** at Washington on Oct. 16, 2011. He was the first Titans player to record three interceptions in a game since linebacker **Keith Bulluck** accomplished the feat at New Orleans on Monday night, Sept. 24, 2007.

Most interceptions in a game, franchise history:

| Player (Pos) | Date | Opp | Int | Yds | Avg | TD |
|---------------------------|-----------------|------------|----------|-----------|-------------|----------|
| 1. Kevin Byard (S) | 10/22/17 | Cle | 3 | 60 | 20.0 | 0 |
| Keith Bulluck (LB) | 9/24/07 | NO | 3 | 51 | 17.0 | 0 |
| Samari Rolle (CB) | 12/26/99 | Jac | 3 | 66 | 22.0 | 0 |
| Marcus Robertson (S) | 11/21/93 | Cle | 3 | 69 | 23.0 | 0 |
| Willie Alexander (CB) | 11/14/71 | Oak | 3 | 40 | 13.3 | 0 |
| Ken Houston (S) | 10/24/71 | Pit | 3 | 28 | 9.3 | 0 |
| Miller Farr (CB) | 10/15/67 | NYJ | 3 | 128 | 42.7 | 1 |
| W.K. Hicks (CB) | 10/31/65 | Buf | 3 | 50 | 16.7 | 0 |
| Jim Norton (S) | 12/2/62 | Den | 3 | 22 | 7.3 | 0 |

PLAYERS WITH INTERCEPTION & TD PASS

In a victory over the Houston Texans on Sept. 16, 2018, **Kevin Byard** completed a 66-yard touchdown pass to defensive back **Dane Cruikshank**.

Byard became the first defensive player in franchise history to record a touchdown pass, while Cruikshank became the first defensive player in team annals to record a touchdown reception. Additionally, Byard's touchdown pass was the longest by a defensive player in the Super Bowl era. The previous long was held by Los Angeles Rams defensive back **Ed Meador**, who had an 18-yard touchdown pass at Atlanta on Nov. 19, 1967.

Byard, who tied for the NFL lead in 2017 with eight interceptions, also became only the fifth player in the Super Bowl era to throw at least one touchdown pass and record at least one career interception.

NFL players in the Super Bowl era with at least one career interception and one career touchdown pass (1966 through 2018):

| Player | NFL Seasons | Career Pass TDs | Career Interceptions |
|--------------------|------------------|-----------------|----------------------|
| Kevin Byard | 2016–2018 | 1 | 12 |
| Randy Moss | 1998–2012 | 2 | 1 |
| Tom Myers | 1972–1981 | 1 | 36 |
| Eddie Meador | 1966*–1970 | 1 | 26 |
| Paul Krause | 1966*–1979 | 1 | 63 |

* Meador played from 1959–1970; Krause played from 1964–1979

FIVE INTERCEPTIONS IN TWO GAMES

On Oct. 22, 2017 at Cleveland, Titans safety **Kevin Byard** registered three interceptions. The following game, on Nov. 5, 2017 against Baltimore, Byard tallied two interceptions to become the first player in franchise history to record five interceptions in a two-game span.

Prior to Byard, the last NFL player to accomplish the feat was Washington Redskins cornerback **DeAngelo Hall** in 2010. On Oct. 24, 2010, Hall intercepted four passes at Chicago, and seven days later at Detroit, Hall picked off another pass.

Byard became only the fifth player since the 1970 AFL-NFL merger with five interceptions over two games. In addition to Byard and Hall, the others were Patriots cornerback **Mike Haynes** in 1976, Packers cornerback **Willie Buchanon** in 1978 and Chiefs cornerback **Albert Lewis** in 1985.

Most interceptions in a two-game span, 1970–2017:

| Player | Team | Season | Interceptions in Two Games |
|-----------------------|------|--------|----------------------------|
| 1. Kevin Byard | Ten | 2017 | 5 |
| DeAngelo Hall | Was | 2010 | 5 |
| Albert Lewis | KC | 1985 | 5 |
| Willie Buchanon | GB | 1978 | 5 |
| Mike Haynes | NE | 1976 | 5 |

#24 • S KENNY VACCARO

[CLICK FOR COMPLETE BIO](#)

Safety **Kenny Vaccaro** (6-0, 214) completed his sixth NFL season and his second campaign with the Titans in 2019. He was signed as a free agent on Aug. 4, 2018.

In 2019, Vaccaro started all 16 regular season games for the second time in his career and for the first time since 2015. He ranked fourth on the Titans with 104 tackles and added one sack, one quarterback pressure, one tackle for loss, one interception, five passes defended and seven special teams tackles. He also started all three postseason games and tallied 19 tackles and an interception.

Vaccaro recorded 13 starts in 13 games during his first year in Tennessee. He finished with 70 tackles, two sacks, three quarterback pressures, four tackles for loss, one interception and five passes defended.

Vaccaro (6-0, 214) joined the Titans after five years as a starter with the New Orleans Saints. In 68 career games with 67 starts in New Orleans, he totaled 482 tackles, eight interceptions, 7.5 sacks, five forced fumbles and three fumble recoveries.

In 2017, Vaccaro started 12 games at strong safety and recorded three interceptions, seven passes defended, 60 tackles, 1.5 sacks and one fumble recovery. He tallied three total interceptions in a three-game stretch from Weeks 3-6. He missed four total games due to injury, including spending the final two weeks of the campaign on injured reserve.

In 2016, Vaccaro started 11 games at strong safety and totaled 80 tackles (56 solo), one sack, six passes defended, two forced fumbles, one fumble recovery, two interceptions and a special teams stop.

Vaccaro was named to the PFWA and Bleacher Report All-Rookie teams in 2013, and in 2014 he won the Jim Finks Good Guy Award for cooperation with the New Orleans media.

The Brownwood, Texas, native was selected by the Saints in the first round (15th overall) of the 2013 NFL Draft.

During his time at the University of Texas, Vaccaro appeared in 51 games with 32 starts and totaled 264 tackles and five interceptions. He earned first-team All-American honors as a senior and All-Big 12 first-team recognition from league coaches in each of his final two years. The versatile defender played four different positions including both safety spots for the Longhorns.

2019 Notes:

- **At Cleveland (9/8)**, led the team with 13 tackles and added two stops on special teams.
- **Against Indianapolis (9/15)**, credited with seven tackles.
- **At Jacksonville (9/19)**, totaled five tackles.
- **At Atlanta (9/29)**, registered six tackles, including a tackle for loss. He helped bring down Falcons running back Devonta Freeman for a one-yard loss on fourth-and-one in the second quarter.
- **Against Buffalo (10/6)**, tallied four tackles.
- **At Denver (10/13)**, recorded eight tackles and one quarterback pressure.



➤ **Against the Los Angeles Chargers (10/20)**, totaled four tackles and added one stop on special teams.

➤ **Against Tampa Bay (10/27)**, notched seven tackles and one pass defended. With two minutes remaining in the fourth quarter, he combined with defensive tackle Jurrell Casey for a key fourth-down stop by stuffing running back Peyton Barber for a one-yard loss in Titans territory.

➤ **At Carolina (11/3)**, totaled three tackles and one pass defended. He helped cause an interception in the first quarter by tipping Kyle Allen's pass that was intended for wide receiver Jarius Wright. It was then intercepted by outside linebacker Harold Landry III.

➤ **Against Kansas City (11/10)**, posted nine tackles and one pass defended and added one special teams tackle.

➤ **Against Jacksonville (11/24)**, produced six tackles and one sack. In the fourth quarter, he recorded a six-yard sack of Nick Foles to give him his first sack of 2019.

➤ **At Indianapolis (12/1)**, totaled five tackles.

➤ **At Oakland (12/8)**, tallied two tackles before exiting the game late in the second quarter with a concussion.

➤ **Against Houston (12/15)**, led the defense with 13 tackles and added an interception and two passes defended. He recorded his first interception of the season during Houston's first possession, on a play from Tennessee's 20-yard line. He stepped in front of a pass from Deshaun Watson to running back Duke Johnson at the one-yard line to record the 10th interception of his career.

➤ **Against New Orleans (12/22)**, posted three tackles and added one special teams stop against his former team.

➤ **At Houston (12/29)**, credited with a team-high nine tackles in his 16th start of the season.

➤ **At New England (1/4)**, tallied seven tackles, one tackle for loss and one pass defended in his postseason debut.

➤ **At Baltimore (1/11)**, posted seven tackles and one interception in a divisional round win. In the third quarter, he registered his first career playoff interception, stepping in front of a Lamar Jackson pass that was intended for wide receiver Miles Boykin.

➤ **At Kansas City (1/19)**, totaled five tackles in the AFC championship game.

Vaccaro's Career Regular Season Statistics:

| Year | Team | GP | GS | Tackle | Sack | TFL | QBP | Int | PD | FF | FR |
|---------------|------|-----------|-----------|------------|-------------|-----------|-----------|-----------|-----------|----------|----------|
| 2013 | NO | 14 | 14 | 93 | 1.0 | NA | NA | 1 | 6 | 1 | 0 |
| 2014 | NO | 15 | 14 | 113 | 1.0 | NA | NA | 2 | 5 | 0 | 0 |
| 2015 | NO | 16 | 16 | 136 | 3.0 | NA | NA | 0 | 5 | 2 | 1 |
| 2016 | NO | 11 | 11 | 80 | 1.0 | NA | NA | 2 | 6 | 2 | 1 |
| 2017 | NO | 12 | 12 | 60 | 1.5 | NA | NA | 3 | 7 | 0 | 1 |
| 2018 | Ten | 13 | 13 | 70 | 2.0 | 4 | 3 | 1 | 5 | 0 | 0 |
| 2019 | Ten | 16 | 16 | 104 | 1.0 | 1 | 1 | 1 | 5 | 0 | 0 |
| Totals | | 97 | 96 | 656 | 10.5 | NA | NA | 10 | 39 | 5 | 3 |

Vaccaro's Career Postseason Statistics:

| Year | Team | GP | GS | Tackle | Sack | TFL | QBP | Int | PD | FF | FR |
|---------------|------|----------|----------|-----------|------------|----------|----------|----------|----------|----------|----------|
| 2013 | NO | 0 | 0 | | | | | | | | |
| 2019 | Ten | 3 | 3 | 19 | 0.0 | 1 | 0 | 1 | 2 | 0 | 0 |
| Totals | | 3 | 3 | 19 | 0.0 | 1 | 0 | 1 | 2 | 0 | 0 |

Vaccaro's Regular Season Single-Game Highs:**Tackles** - 16 (Twice, last at Houston, 11/29/15)**Interceptions** - 1 (10 times, last vs. Houston, 12/15/19)**Sacks** - 2 vs. Jacksonville (12/27/15)**Forced Fumble** - 1 (Five times, last at San Francisco, 11/6/16)**Fumble Recovery** - 1 (Three times, last vs. Detroit, 10/15/17)**Passes Defensed** - 3 vs. Detroit (10/15/17)**Vaccaro's Playoff Single-Game Highs:****Tackles** - 7 (Twice, last at Baltimore, 1/11/20)**Interceptions** - 1 at Baltimore (1/11/20)**MORE TITANS SAFETIES****29 - DB DANE CRUIKSHANK (6-1, 209, 2nd Year, Arizona)**

➤ **Dane Cruikshank** was selected by the Titans in the fifth round (152nd overall) of the 2018 NFL Draft. The Titans traded up to select him by giving up a fifth-round pick (162nd overall) and a sixth-round pick (215th overall) to the Baltimore Ravens.

➤ In 2019, Cruikshank ranked second on the team with 10 special teams tackles. He added a blocked extra point and a blocked field goal, becoming the first Titans player with multiple blocked kicks in a season since Bernard Pollard (two) in 2013. Cruikshank also appeared in all three postseason games and registered a pass defensed.

➤ As a rookie, Cruikshank appeared in 12 games and finished fourth on the team with eight special teams tackles. He added two tackles on defense, a 66-yard touchdown reception and a 39-yard kickoff return.

➤ Entering the NFL Draft, Cruikshank was coveted for his versatility, having played safety, and both inside and outside cornerback at the University of Arizona. He started all 25 games during his two seasons as a Wildcat, totaling 135 tackles, 1.5 sacks, seven tackles for loss, 17 passes defensed, one forced fumble and intercepted five passes for 68 yards.

➤ As a senior in 2017, he started all 13 games after switching to spur safety from cornerback. He ranked fifth on the team with 75 tackles and also posted 1.5 sacks, 5.5 tackles for loss, eight passes defensed, one forced fumble and three interceptions for 65 yards as a Wildcat. He was voted a captain by his teammates.

➤ Prior to attending Arizona, he played two seasons at Citrus College.

➤ He is a native of Chino Hills, Calif.

2019 Notes:

➤ **Against Indianapolis (9/15)**, tied for the team lead with two special teams tackles.

➤ **At Carolina (11/3)**, tied for the team lead with two special teams tackles. Additionally, he recorded his first career blocked kick, getting his hand on an extra point attempt by Panthers kicker Joey Slye in the fourth quarter.

➤ **Against Jacksonville (11/24)**, posted a pair of special teams stops.

➤ **At Indianapolis (12/1)**, recorded a game-altering play in the fourth quarter by blocking Adam Vinatieri's 46-yard field goal attempt with less than six minutes remaining in the game and the score tied 17-17. After his block, Tye Smith recovered the ball and raced 63 yards for the go-ahead score. Cruikshank recorded his second blocked kick of 2019 after blocking an extra point at Carolina on Nov. 3.

37 - DB AMANI HOOKER (5-11, 210, Rookie, Iowa)

➤ **Amani Hooker** was selected by the Titans in the fourth round (116th overall) of the 2019 NFL Draft. The Titans traded up to select him by giving up a fourth-round pick (121st overall) and a fifth-round pick (157th overall) to the New York Jets.

➤ As a rookie in 2019, Hooker played in all 16 games during the regular season and ranked third on the team with eight special teams tackles. He also appeared in all three playoff contests.

➤ During a three-year career at Iowa (2016-18), Hooker played in 36 games with 19 starts and totaled 125 tackles, six interceptions, one sack, 3.5 tackles for loss and nine passes defensed.

➤ As a junior (2018), Hooker received the Tatum-Woodson award, given to the best defensive back in the Big Ten.

➤ He is a native of Minneapolis, Minn.

2019 Notes:

➤ **At Cleveland (9/8)**, recorded one special teams tackle in his first career NFL game.

➤ **At Atlanta (9/29)**, registered the first four tackles on defense of his NFL career.

➤ **At Kansas City (1/19)**, recorded a 28-yard reception on a pass from Brett Kern on a fake punt in the fourth quarter.

46 - DB JOSHUA KALU (6-0, 203, 1st Year, Nebraska)

➤ **Joshua Kalu** was originally signed by the Titans as an undrafted free agent on May 11, 2018. He spent the first 11 games of his rookie season on the practice squad before being elevated to the 53-man roster on Dec. 1, 2018.

➤ In 2019, he spent the first eight games of the regular season on injured reserve. He returned to appear in eight games with two tackles on defense, one pass defensed, three special teams tackles and a blocked field goal. He also saw action in all three playoff contests, recording a special teams fumble recovery.

➤ He totaled four tackles on special teams in five games in 2018.

➤ Kalu played in 48 games with 37 starts at cornerback and safety over four seasons at Nebraska. He totaled 215 tackles, two sacks, 27 passes defensed, seven interceptions for 78 yards and a score, three forced fumbles and one fumble recovery. His 27 passes defensed tied for seventh in Cornhusker history. His 215 career tackles ranked fifth all-time among Nebraska defensive backs and among the top 30 overall tacklers in Cornhusker history.

➤ As a senior in 2017, Kalu started nine games at safety and missed three contests due to injury. He finished with 47 tackles, two interceptions for 32 yards, six passes defensed and one forced fumble. He was named to the Academic All-Big Ten list.

➤ He is a native of Houston, Texas.

2019 Notes:

➤ Placed on injured reserve on Sept. 2.

➤ Activated from injured reserve on Nov. 2.

➤ **At Carolina (11/3)**, tallied one special teams tackle in his season debut.

➤ **Against Kansas City (11/10)**, provided a game-saving blocked field goal as time expired in the fourth quarter. With the Titans protecting their three-point lead, he got a hand on Harrison Butker's 52-yard attempt to preserve the win. It was the Titans' first blocked field goal since Brian Orakpo's block in a win at New Orleans on Nov. 8, 2015.

➤ **At New England (1/4)**, credited with a fumble recovery on the game-ending kickoff return by the Patriots.





TITANS SPECIALISTS

KICKERS

| No. | Name | Ht | Wt | Exp | College |
|-----|-------------------|-----|-----|-----|------------------|
| 7 | Joseph, Greg | 6-0 | 210 | 2 | Florida Atlantic |
| 4 | Succop, Ryan (IR) | 6-2 | 218 | 11 | South Carolina |

PUNTERS

| No. | Name | Ht | Wt | Exp | College |
|-----|-------------|-----|-----|-----|---------|
| 6 | Kern, Brett | 6-2 | 214 | 12 | Toledo |

LONG SNAPPERS

| No. | Name | Ht | Wt | Exp | College |
|-----|----------------|-----|-----|-----|----------|
| 48 | Brinkley, Beau | 6-4 | 260 | 7 | Missouri |

#48 • LS BEAU BRINKLEY

[CLICK FOR COMPLETE BIO](#)

Long snapper **Beau Brinkley** (6-4, 260) completed his eighth NFL season in 2019. He was signed by the Titans as an undrafted free agent on May 4, 2012.

In his first eight seasons, Brinkley never missed a game and handled all of the team's long snapping duties in that time period.

In 2019, he registered three special teams tackles while helping punter **Brett Kern** earn his third consecutive Pro Bowl appearance. Kern also was named first-team Associated Press All-Pro.

In 2018, Brinkley posted five special teams tackles and helped Kern get to his second consecutive Pro Bowl. Kicker **Ryan Succop** convert 26 of his 30 field goal attempts.

In 2017, Brinkley's efforts helped punter Kern earn Pro Bowl and second-team Associated Press All-Pro honors while setting new franchise records for gross punting and net punting average.

In 2016, Brinkley helped Succop make 22 of his 24 field goal attempts, with the only misses coming from 51 and 58 yards. Succop's 91.7 percent rate ranked third in the NFL in 2016 behind only **Justin Tucker** (97.4) and **Matt Bryant** (91.9).

In 2014, he Brinkley tied for third on the team with a career-high 10 special teams tackles.


The Kearney, Mo., native spent four seasons as Missouri's long snapper after joining the team as a preferred walk-on. Appeared in 50 career games during his time at Missouri.

Brinkley's Career Regular Season Statistics:

| Year | Team | GP | GS | SpT Tackles |
|-------------------|------|------------|----------|-------------|
| 2012 | Ten | 16 | 0 | 6 |
| 2013 | Ten | 16 | 0 | 6 |
| 2014 | Ten | 16 | 0 | 10 |
| 2015 | Ten | 16 | 0 | 7 |
| 2016 | Ten | 16 | 0 | 6 |
| 2017 | Ten | 16 | 0 | 2 |
| 2018 | Ten | 16 | 0 | 5 |
| 2019 | Ten | 16 | 0 | 3 |
| NFL Totals | | 128 | 0 | 45 |

Brinkley's Career Postseason Statistics:

| Year | Team | GP | GS | SpT Tackles |
|---------------|------|----------|----------|-------------|
| 2017 | Ten | 2 | 0 | 1 |
| 2019 | Ten | 3 | 0 | 1 |
| Totals | | 5 | 0 | 2 |



#6 • P BRETT KERN

[CLICK FOR COMPLETE BIO](#)



Punter **Brett Kern** (6-2, 214) completed his 12th NFL season and his 10th full campaign with the Titans in 2019. He was claimed off waivers by the Titans during the 2009 season.

During his time in Tennessee, Kern has placed his name at the top of most of the franchise's leaderboards at his position. At the end of the 2019 campaign, he ranked as the team's all-time career leader in gross punting average (45.9 yards), net punting average (40.8) and punts placed inside the 20 (333). He punted 839 times in a Titans uniform from 2009–2019, second all-time for the franchise behind **Craig Hentrich's** 861 punts. Kern owns the top eight net punting seasons in franchise history and six of the team's top eight gross punting seasons.

In 2019, Kern was named to the Pro Bowl for the third consecutive season, and he earned first-team Associated Press All-Pro honors for the first time in his career. His 37 punts inside the 20 led the NFL, and his 43.1-yard net average ranked second in team history.

At the end of the 2019 campaign, Kern's 170 consecutive games played (regular season) ranked second in team history behind only **Bruce Matthews** (232). Kern's 170 career games ranked sixth in franchise annals and were the most in the organization's "Titans era" (1999–2019).

In 2018, his 47.1-yard gross average ranked fifth in team history, and his 41.7-yard net average ranked second in team annals. He set a franchise record and recorded a career high with 39 of his 74 punts inside the 20-yard line. He finished the season with a career-long streak of 16 consecutive punts placed inside the 20, including every punt in the final three games of the season.

In 2017, Kern had arguably one of the best seasons by a punter in NFL history and was named to his first career Pro Bowl in addition to earning second-team Associated Press All-Pro honors. He punted 75 times for 3,728 yards with 28 punts placed inside the 20-yard line. His 44.6-yard net average broke his own team record and finished second in NFL history behind only **Johnny Hekker's** 46.0-yard net average in 2016. Kern's 49.7-yard gross average also broke his team mark and finished eighth in NFL history.

In 2015, Kern continued his annual assault on the team's all-time punting records and accomplished a first-of-its-kind NFL feat, becoming the first punter in league history to record 80 or more punts, a net average of 40 yards, and one or zero touchbacks in a single season. His season totals included 88 punts (tied for fifth place in franchise history), a 47.4-yard gross average (second in franchise history), a 40.3 net average (third in franchise history), a career-high 34 punts inside the 20 (third in franchise history) and only one touchback (career low).

In 2014, Kern launched a career-high 88 total punts for a gross average of 46.8 yards and a net average of 40.8 yards, which broke his own single-season team record (40.4-yard net average in 2012).

Kern produced one of the best punting seasons in team history in 2012. He set then-franchise records with a gross punting average of 47.6 yards and a net punting average of 40.4 yards (he later broke both marks).

Kern was claimed by the Titans off waivers from the Denver Broncos on Oct. 27, 2009. He spent the entire 2008 season and the first six games of 2009 campaign in Denver, totaling 73 punts and a 46.5-yard average in 22 games with the Broncos.

In 2008, Kern ranked fifth in the league with a 46.7-yard punting average that marked the third-best season total by a Bronco in club history. At the time, his punting average was the best in NFL history by a rookie. He was named to the All-Rookie team by Pro Football Weekly/PFWA and The *Sporting News*.

The Grand Island, N.Y., native was originally signed by the Broncos as a rookie free agent on April 28, 2008, following four seasons at the University of Toledo.

2019 Notes:

- **At Cleveland (9/8)**, averaged 46.2 yards (43.2 net) on six punts with three punts placed inside the 20. He boomed a 70-yard punt to Cleveland's three-yard line in the second quarter, recording his eighth career punt of at least 70 yards. It resulted in the Titans scoring a safety on the next play.
- **Against Indianapolis (9/15)**, averaged 48.0 yards (41.0 net) on six punts with two inside the 20.
- **At Jacksonville (9/19)**, punted eight times for a 46.5-yard average (40.1 net) with four punts placed inside the 20. It was his 12th career game with



at least eight punts and his first such outing since Oct. 14, 2018 against Baltimore (nine punts). In the second quarter, he placed a 52-yard punt at Jacksonville's five-yard line.

➤ **At Atlanta (9/29)**, punted five times for a 45-yard average and a 44.6-yard net average with all five of his punts placed inside the 20. It was the seventh time in his career he placed at least five punts inside the 20 in a game. He booted a 50-yard punt to pin Atlanta on the five-yard line in the third quarter, and in the fourth quarter, he placed the ball at their two-yard line with a 33-yard punt. With his 158th game in a Titans uniform, he passed Keith Bullock (157) for eighth place on the team's all-time career games played list.

➤ **Against Buffalo (10/6)**, recorded the second-highest single-game net punting average of his career (minimum of four punts), punting six times for a 49.3-yard net average (49.7-yard gross average) with one punt placed inside the 20. The only game of his career with a better qualifying net average was a 50.2-yard net average at Miami on Oct. 8, 2017. His net average also qualified as the fourth-highest single-game net average in franchise history.

➤ **At Denver (10/13)**, punted nine times for a 47.1-yard gross average and a 41.8-yard net average with eight of his nine punts placed inside the 20. He tied the NFL record with eight punts placed inside the 20 in a game. The only previous NFL players to accomplish the feat were Pittsburgh's Mark Royals (Nov. 6, 1994) and Jacksonville's Bryan Barker (Nov. 14, 1999). He became the second player in franchise history to reach 800 career punts (801) with the team, joining Craig Hentrich (861).

➤ **Against the Los Angeles Chargers (10/20)**, punted twice for a 42.0-yard average (42.0 net) with both punts placed inside the 20. He pinned the Chargers on their own six-yard line with a 34-yard punt in the second quarter. He also completed his first NFL passing attempt on a fake punt in the first quarter. On a fourth-and-eight, he threw the ball to Kevin Byard for 11 yards and a first down. He played in his 161st career game with the Titans to pass Ray Childress (160) for sixth place on the team's all-time career games played list.

➤ **Against Tampa Bay (10/27)**, averaged 49.6 yards (40.6 net) on five punts with a long of 61 yards and one punt placed inside the 20. He also recorded a rushing attempt on a fake field goal but was unable to convert.

➤ **At Carolina (11/3)**, averaged 46.3 yards (42.7 net) on three punts.

➤ **Against Kansas City (11/10)**, averaged 51.0 gross yards on four punts, including a 65-yard punt in the third quarter, and placed two punts inside the 20. His 49.8-yard net average was the second-highest net average of his career (50.2 vs. Miami on Oct. 8, 2017) and tied for the second-highest net average in franchise history (49.8 by Greg Montgomery vs. San Diego on Sept. 19, 1993; minimum four punts). He pinned the Chiefs on their own eight-yard line with a 41-yard punt in the first quarter and backed up the Chiefs at their own four-yard line with a 56-yard punt late in the second quarter.

➤ **Against Jacksonville (11/24)**, averaged 44.0 gross yards on three punts (45.7 net), including a 35-yard punt to pin the Jaguars on their six-yard line in the first quarter.

➤ **At Indianapolis (12/1)**, averaged 48.8 gross yards and 42.4 net yards on five punts. He placed four of his five punts inside the 20. He boomed a 65-yard punt in the second quarter and delivered a 62-yard punt in the third quarter to help pin the Colts on their own 12-yard line.

➤ **At Oakland (12/8)**, averaged 51.0 gross yards and 45.0 net yards on two punts.

➤ **Against Houston (12/15)**, averaged 48.3 gross yards and 48.3 net yards on three punts with one punt placed inside the 20. He also attempted a pass on a fake punt, but it was incomplete.

➤ **Named to his third consecutive Pro Bowl on Dec. 17.**

➤ **Against New Orleans (12/22)**, averaged 42.7 gross yards and 39.7 net yards on seven punts with one punt placed inside the 20.

➤ **Named first-team Associated Press All-Pro on Jan. 3.**

➤ **At New England (1/4)**, averaged 45.8 gross yards and 42.0 net yards on six punts, including a postseason career-high four punts placed inside the 20. He booted a 58-yard punt to the one-yard line in the final minute of play, and on the ensuing play, the Titans returned an interception for a touchdown to seal the victory. He pinned the Patriots on the seven-yard line with a 36-yard punt in the third quarter.

➤ **At Baltimore (1/11)**, punted six times for a 52.5-yard average (39.2 net) with one punt inside the 20. His punting average set a new franchise postseason record (minimum of five punts), topping Craig Hentrich's previous mark of 52.0 yards (Jan. 16, 2000 at Indianapolis).

➤ **At Kansas City (1/19)**, averaged 46.3 yards (44.0 net) on three punts with one punt placed inside the 20. His 53-yard punt pinned the Chiefs on their 12-yard line during the fourth quarter. He completed a 28-yard pass to Amani Hooker on a fake punt in the fourth quarter. He tied for the third-

highest postseason mark in franchise history with an average of 48.6 yards per punt during the playoffs (15 for 729 yards).

Kern's Career Regular Season Statistics:

| Year | Team | GP | No | Blk | Yds | Avg | Lg | TB | In20 | Net |
|---------------|---------|------------|------------|----------|---------------|-------------|-----------|-----------|------------|-------------|
| 2008 | Den | 16 | 46 | 0 | 2,150 | 46.7 | 64 | 4 | 13 | 37.8 |
| 2009 | Den/Ten | 16 | 64 | 0 | 2,910 | 45.5 | 67 | 10 | 27 | 38.5 |
| 2010 | Ten | 16 | 77 | 0 | 3,302 | 42.9 | 68 | 4 | 24 | 39.1 |
| 2011 | Ten | 16 | 86 | 0 | 3,747 | 43.6 | 64 | 7 | 31 | 39.4 |
| 2012 | Ten | 16 | 81 | 2 | 3,855 | 47.6 | 71 | 5 | 30 | 40.4 |
| 2013 | Ten | 16 | 78 | 1 | 3,386 | 43.4 | 63 | 2 | 32 | 39.7 |
| 2014 | Ten | 16 | 88 | 1 | 4,118 | 46.8 | 79 | 7 | 28 | 40.8 |
| 2015 | Ten | 16 | 88 | 0 | 4,175 | 47.4 | 61 | 1 | 34 | 40.3 |
| 2016 | Ten | 16 | 77 | 0 | 3,402 | 44.2 | 71 | 4 | 32 | 38.6 |
| 2017 | Ten | 16 | 75 | 0 | 3,728 | 49.7 | 74 | 5 | 28 | 44.6 |
| 2018 | Ten | 16 | 74 | 1 | 3,483 | 47.1 | 62 | 3 | 39 | 41.7 |
| 2019 | Ten | 16 | 78 | 0 | 3,672 | 47.1 | 70 | 2 | 37 | 43.1 |
| Totals | | 192 | 912 | 5 | 41,928 | 46.0 | 79 | 54 | 355 | 40.4 |

Kern's Career Postseason Statistics:

| Year | Team | GP | No | Blk | Yds | Avg | Lg | TB | In20 | Net |
|---------------|------|----------|-----------|----------|--------------|-------------|-----------|----------|-----------|-------------|
| 2017 | Ten | 2 | 10 | 0 | 447 | 44.7 | 62 | 0 | 4 | 41.2 |
| 2019 | Ten | 3 | 15 | 0 | 729 | 48.6 | 63 | 4 | 6 | 41.3 |
| Totals | | 5 | 25 | 0 | 1,176 | 47.0 | 63 | 4 | 10 | 41.2 |

Kern's Regular Season Single-Game Highs:

Punts - 10 (Twice, last at Miami, 10/8/17)

Gross Avg. - 56.8 vs. Seattle (9/24/17)

Net Avg. - 50.2 at Miami (10/8/17)

Long Punt - 79 vs. Indianapolis (12/28/14)

In20 - 8 at Denver (10/14/19)

Kern's Playoff Single-Game Highs:

Punts - 6 (Twice, last at Baltimore, 1/11/20)

Gross Avg. - 52.5 at Baltimore (1/11/20)

Net Avg. - 44.0 (three punts) at Kansas City (1/19/20)

Long Punt - 63 at Baltimore (1/11/20)

In20 - 4 at New England (1/4/20)

FRANCHISE CAREER PUNTING LEADERS

Brett Kern is the all-time career leader in Titans/Oilers history in both gross punting average and net punting average. He ranks second in team annals in career punts, behind only **Craig Hentrich** (861).

Highest career gross punting average, franchise history (minimum 250 punts):

| Player | Years | Gross Avg. |
|----------------------|------------------|-------------|
| 1. Brett Kern | 2009-2019 | 45.9 |
| 2. Greg Montgomery | 1988-1993 | 43.6 |
| 3. Craig Hentrich | 1998-2009 | 42.9 |
| 4. Jim Norton | 1960-1968 | 42.1 |
| 5. Cliff Parsley | 1977-1982 | 39.8 |
| 6. Dan Pastorini | 1971-1979 | 39.7 |

Highest career net punting average, franchise history (since 1976, minimum 250 punts):

| Player | Years | Net Avg. |
|----------------------|------------------|-------------|
| 1. Brett Kern | 2009-2019 | 40.8 |
| 2. Craig Hentrich | 1998-2009 | 37.2 |
| 3. Greg Montgomery | 1988-1993 | 36.6 |
| 4. Cliff Parsley | 1977-1982 | 32.3 |

Most career punts, franchise history:

| Player | Years | Punts |
|----------------------|------------------|------------|
| 1. Craig Hentrich | 1998-2009 | 861 |
| 2. Brett Kern | 2009-2019 | 839 |
| 3. Jim Norton | 1960-1968 | 522 |

2019 NFL PUNTING LEADERS

Titans punter **Brett Kern** ranks near the top of the NFL in gross punting average and net punting average in 2019.

He also is at the top of the NFL in total punts placed inside the 20.

Highest gross punting average in 2019:

| Player | Team | Gross Average |
|----------------------|-------------------------|---------------|
| 1. Tress Way | Washington Redskins | 49.6 |
| 2. Andy Lee | Arizona Cardinals | 47.8 |
| 3. Johnny Hekker | Los Angeles Rams | 47.4 |
| 4. Brett Kern | Tennessee Titans | 47.1 |
| 5. Ty Long | Los Angeles Chargers | 47.0 |
| 6. Logan Cooke | Jacksonville Jaguars | 46.8 |
| 7. Bryan Anger | Houston Texans | 46.5 |
| 8. Cameron Johnston | Philadelphia Eagles | 46.4 |
| 9. Jamie Gillan | Cleveland Browns | 46.2 |
| Thomas Morstead | New Orleans Saints | 46.2 |

Highest net punting average in 2019:

| Player | Team | Net Average |
|----------------------|-------------------------|-------------|
| 1. Logan Cooke | Jacksonville Jaguars | 44.5 |
| Bryan Anger | Houston Texans | 44.5 |
| 3. Tress Way | Washington Redskins | 44.1 |
| 4. Brett Kern | Tennessee Titans | 43.1 |
| Thomas Morstead | New Orleans Saints | 43.1 |
| 6. Britton Colquitt | Minnesota Vikings | 42.6 |
| 7. Johnny Hekker | Los Angeles Rams | 42.4 |
| 8. Cameron Johnston | Philadelphia Eagles | 42.3 |
| Riley Dixon | New York Giants | 42.3 |
| 10. Kevin Huber | Cincinnati Bengals | 42.1 |

Most punts placed inside the 20 in 2019:

| Player | Team | Inside the 20 |
|----------------------|-------------------------|---------------|
| 1. Brett Kern | Tennessee Titans | 37 |
| 2. Jake Bailey | New England Patriots | 36 |
| 3. Michael Dickson | Seattle Seahawks | 34 |
| Corey Bojorquez | Buffalo Bills | 34 |
| 5. A.J. Cole | Oakland Raiders | 33 |
| 6. Sam Martin | Detroit Lions | 31 |
| 7. Kevin Huber | Cincinnati Bengals | 30 |
| Tress Way | Washington Redskins | 30 |
| 9. Colby Wadman | Denver Broncos | 29 |
| Thomas Morstead | New Orleans Saints | 29 |
| J.K. Scott | Green Bay Packers | 29 |
| Riley Dixon | New York Giants | 29 |

PERCENT INSIDE THE 20

Titans punter **Brett Kern** set a franchise record with 39 punts placed inside the opponent's 20-yard line in 2018. He ranked second in the NFL in the category, but he led the NFL for the highest percentage of his punts placed inside the 20 at 52.7 percent (39 of 74).

Kern finished the season with a career-long streak of 16 consecutive punts placed inside the 20, including every punt in the final three games of the season.

His 52.7 percent of punts placed inside the 20 was the highest percentage for the franchise from 1991–2018.

Highest percentage of punts placed inside the 20 in 2018:

| Player | Team | Punt | In20 | Pct In20 |
|----------------------|------------------|-----------|-----------|-------------|
| 1. Brett Kern | Tennessee | 74 | 39 | 52.7 |
| 2. Tress Way | Washington | 79 | 41 | 51.9 |
| 3. Corey Bojorquez | Buffalo | 45 | 22 | 48.9 |
| 4. Johnny Hekker | L.A. Rams | 43 | 21 | 48.8 |
| 5. Trevor Daniel | Houston | 74 | 36 | 48.6 |
| 6. Dustin Colquitt | Kansas City | 45 | 21 | 46.7 |
| 7. Pat O'Donnell | Chicago | 62 | 28 | 45.2 |
| 8. Sam Koch | Baltimore | 60 | 27 | 45.0 |
| 9. Jordan Berry | Pittsburgh | 63 | 28 | 44.4 |
| 10. Sam Martin | Detroit | 74 | 32 | 43.2 |

NET AVERAGE IN A SEASON, TEAM HISTORY

Titans punter **Brett Kern** owns the top eight net punting seasons in franchise history and nine of the team's top 11 net punting seasons.

In 2017, he shattered his own franchise record (40.76 net average in 2014) by averaging 44.56 net yards on 75 punts.

He initially set the club mark for the first time in 2011 with a 39.37-yard net average, eclipsing **Craig Hentrich's** 1998 net average of 39.22 yards.

Highest single-season net punting average, franchise history:

| Player | Year | Net Average |
|-----------------------|-------------|--------------|
| 1. Brett Kern | 2017 | 44.56 |
| 2. Brett Kern | 2019 | 43.12 |
| 3. Brett Kern | 2018 | 41.69 |
| 4. Brett Kern | 2014 | 40.76 |
| 5. Brett Kern | 2012 | 40.36 |
| 6. Brett Kern | 2015 | 40.34 |
| 7. Brett Kern | 2013 | 39.70 |
| 8. Brett Kern | 2011 | 39.37 |
| 9. Craig Hentrich | 1998 | 39.22 |
| 10. Greg Montgomery | 1993 | 39.13 |
| 11. Brett Kern | 2010 | 39.06 |

SINGLE-SEASON GROSS AVG, TEAM HISTORY

Brett Kern's 2017 gross punting average (49.71) broke his own franchise record. He initially set the franchise mark in 2012 by surpassing **Craig Hentrich's** 47.22-yard gross average from 1998.

Highest single-season gross punting average, franchise history:

| Player | Year | Gross Average |
|----------------------|-------------|---------------|
| 1. Brett Kern | 2017 | 49.71 |
| 2. Brett Kern | 2012 | 47.59 |
| 3. Brett Kern | 2015 | 47.44 |
| 4. Craig Hentrich | 1998 | 47.22 |
| 5. Brett Kern | 2019 | 47.08 |
| 6. Brett Kern | 2018 | 47.07 |
| 7. Greg Montgomery | 1992 | 46.92 |
| 8. Brett Kern | 2014 | 46.80 |
| 9. Greg Montgomery | 1993 | 45.59 |
| 10. Reggie Roby | 1996 | 44.37 |

SINGLE-SEASON NET AVG, NFL HISTORY

Brett Kern led the NFL with a 44.6-yard net punting average in 2017. His average ranked second in NFL history. The only better single-season net punting average in NFL history was Rams punter **Johnny Hekker's** 46.0-yard net average in 2016.

Highest single-season net punting average, NFL history (through 2018):

| Player | Year | Team | Net Average |
|----------------------|-------------|------------|-------------|
| 1. Johnny Hekker | 2016 | LAR | 46.0 |
| 2. Brett Kern | 2017 | Ten | 44.6 |
| 3. Johnny Hekker | 2017 | LAR | 44.3 |
| 4. Johnny Hekker | 2013 | StL | 44.2 |
| Sam Martin | 2016 | Det | 44.2 |
| 6. Andy Lee | 2011 | SF | 44.0 |
| 7. Shane Lechler | 2009 | Oak | 43.9 |
| 8. Johnny Hekker | 2015 | StL | 43.7 |
| 9. Sam Koch | 2014 | Bal | 43.3 |
| 10. (two tied) | | | 43.2 |

SINGLE-SEASON GROSS AVG, NFL HISTORY

Titans punter **Brett Kern** led the NFL with a 49.7-yard gross punting average in 2017. His average ranked eighth in NFL history and was the highest of any player since 2012.

Highest single-season gross punting average, NFL history (through 2018):

| Player | Year | Team | Gross Average |
|----------------------|-------------|------------|---------------|
| 1. Sammy Baugh | 1940 | Was | 51.4 |
| 2. Shane Lechler | 2009 | Oak | 51.1 |
| 3. Andy Lee | 2011 | SF | 50.9 |
| 4. Shane Lechler | 2011 | Oak | 50.8 |
| 5. Brandon Fields | 2012 | Mia | 50.2 |
| 6. Thomas Morstead | 2012 | NO | 50.1 |
| 7. Donnie Jones | 2008 | StL | 50.0 |
| 8. Brett Kern | 2017 | Ten | 49.7 |
| 9. Pat McAfee | 2016 | Ind | 49.3 |
| 10. Shane Lechler | 2007 | Oak | 49.1 |

SINGLE-GAME GROSS AVERAGE, TEAM HISTORY

In 2017, **Brett Kern** has recorded three of the franchise's top seven single-game gross punting averages (minimum four punts). His average against the Seattle Seahawks on Sept. 24 was 56.8 yards, good for the fourth-highest mark in franchise history. Two weeks later visiting the Miami Dolphins, his gross average was 54.9 yards, which ranks seventh (sixth at the time). On Nov. 12 against the Cincinnati Bengals, he posted a 56.5-yard average, ranking fifth in team annals.

Highest single-game gross punting average, since 1976 (min. 4 punts):

| Player | Date | Opp | Punts | Gross Avg |
|-----------------------|-----------------|---------------------|-----------|-------------|
| 1. Greg Montgomery | 12/27/92 | Buffalo | 5 | 59.2 |
| 2. Greg Montgomery | 09/19/93 | San Diego | 5 | 57.6 |
| 3. Craig Hentrich | 11/04/01 | Jacksonville | 4 | 57.5 |
| 4. Brett Kern | 09/24/17 | Seattle | 6 | 56.8 |
| 5. Brett Kern | 11/12/17 | Cincinnati | 6 | 56.5 |
| 6. Craig Hentrich | 11/15/98 | Pittsburgh | 4 | 55.3 |
| 7. Brett Kern | 10/08/17 | Miami | 10 | 54.9 |
| 8. Brett Kern | 12/28/14 | Indianapolis | 7 | 54.7 |
| 9. Brett Kern | 12/20/15 | New England | 5 | 54.4 |
| 10. Brett Kern | 01/03/10 | Seattle | 4 | 53.5 |

SINGLE-GAME NET AVERAGE, TEAM HISTORY

On Oct. 8, 2017 at Miami, **Brett Kern** punted 10 times for 549 yards with no blocks and no touchbacks, averaging 54.9 yards per attempt. The Dolphins returned seven of the punts for 47 total yards. Kern's net punting average of 50.2 set a career high and set the franchise's single-game record, topping **Greg Montgomery's** previous mark of a 49.8-yard net average against the San Diego Chargers on Sept. 19, 1993 (statistic tracked since 1976).

In doing so, Kern became the first NFL player to punt at least 10 times and finish a game with a net punting average of at least 50 yards.

Kern has recorded nine of the franchise's top 12 net punting performances.

Highest single-game net punting average, since 1976 (min. 4 punts):

| Player | Date | Opp | Punt | Gross Avg | TB | In20 | Net Avg |
|-----------------------|-----------------|------------|-----------|-------------|----------|----------|-------------|
| 1. Brett Kern | 10/8/17 | Mia | 10 | 54.9 | 0 | 4 | 50.2 |
| 2. Brett Kern | 11/10/19 | KC | 4 | 51.0 | 0 | 2 | 49.8 |
| 3. Greg Montgomery | 9/19/93 | SD | 5 | 57.6 | 1 | 0 | 49.8 |
| 4. Greg Montgomery | 12/27/92 | Buf | 5 | 59.2 | 1 | 2 | 49.4 |
| 5. Brett Kern | 10/6/19 | Buf | 6 | 49.7 | 0 | 1 | 49.3 |
| 6. Brett Kern | 11/25/12 | Jax | 4 | 50.3 | 0 | 1 | 49.0 |
| 7. Brett Kern | 11/9/14 | Bal | 8 | 51.8 | 0 | 0 | 48.8 |
| 8. Brett Kern | 10/26/14 | Hou | 6 | 51.7 | 0 | 2 | 48.7 |
| 9. Brett Kern | 9/16/12 | SD | 7 | 51.6 | 1 | 3 | 48.6 |
| 10. Craig Hentrich | 11/4/01 | Jac | 4 | 57.5 | 0 | 2 | 48.5 |
| 11. Brett Kern | 10/1/17 | Hou | 5 | 49.2 | 0 | 1 | 48.4 |
| 12. Brett Kern | 9/24/17 | Sea | 6 | 56.8 | 1 | 2 | 48.2 |

2017 NFL PUNTING LEADERS

Titans punter **Brett Kern** finished in first place on the 2017 NFL leaderboard in gross punting average and net punting average.

Highest gross punting average in 2017:

| Player | Team | Gross Average |
|----------------------|------------------|---------------|
| 1. Brett Kern | Tennessee | 49.7 |
| 2. Shane Lechler | Houston | 49.0 |
| 3. Drew Kaser | LA Chargers | 48.1 |
| 4. Johnny Hekker | LA Rams | 47.9 |
| 5. Britton Colquitt | Cleveland | 47.6 |
| 6. Marquette King | Oakland | 47.4 |
| 7. Andy Lee | Arizona | 47.3 |
| 8. Thomas Morstead | New Orleans | 47.0 |
| Pat O'Donnell | Chicago | 47.0 |
| 10. Kevin Huber | Cincinnati | 46.6 |

Highest net punting average in 2017:

| Player | Team | Net Average |
|----------------------|------------------|-------------|
| 1. Brett Kern | Tennessee | 44.6 |
| 2. Johnny Hekker | LA Rams | 44.3 |
| 3. Marquette King | Oakland | 42.7 |
| 4. Rigoberto Sanchez | Indianapolis | 42.6 |
| 5. Michael Palardy | Carolina | 42.4 |
| 6. Thomas Morstead | New Orleans | 42.2 |
| 7. Justin Vogel | Green Bay | 41.6 |
| 8. Chris Jones | Dallas | 41.4 |
| 9. Drew Kaser | LA Chargers | 41.3 |
| Shane Lechler | Houston | 41.3 |

MOST CONSECUTIVE GAMES, TEAM HISTORY

Titans punter **Brett Kern** concluded the 2019 regular season with 170 consecutive games played in a Titans uniform. His streak currently ranks second in franchise history, behind only Hall of Fame offensive lineman **Bruce Matthews** (232).

Most consecutive games played in franchise history (regular season):

| Player | Position | Years | Consec. Games |
|-------------------------|-----------|------------------|---------------|
| 1. Bruce Matthews | OL | 1987–2001 | 232 |
| 2. Brett Kern | P | 2009–2019 | 170 |
| 3. Robert Brazile | LB | 1975–1984 | 147 |
| 4. Craig Hentrich | P | 1998–2007 | 146 |
| 5. Rob Bironas | K | 2005–2013 | 144 |
| 6. Keith Bulluck | LB | 2000–2009 | 135 |
| Elvin Bethea | DE | 1968–1977 | 135 |
| 8. Gregg Bingham | LB | 1973–1981 | 134 |
| 9. Beau Brinkley | LS | 2012–2019 | 128 |
| Eddie George | RB | 1996–2003 | 128 |



#4 • K RYAN SUCCOP

[CLICK FOR COMPLETE BIO](#)

Kicker **Ryan Succop** (6-2, 218) completed his 11th NFL season and his sixth campaign with the Titans in 2019. He was signed by the Titans as a free agent on Sept. 1, 2014.

Succop's 2019 season ended when he was placed on injured reserve on Dec. 18. He battled through injuries throughout the 2019 offseason and began the regular season on injured reserve. He was activated to the roster prior to Week 9 and played six games before landing again on injured reserve.

The franchise's fifth all-time leading scorer and the club's second all-time leader in career accuracy made 26 of his 30 field goal attempts in 2018. His 26 field goals and 106 points were the third-highest totals of his career, and his 86.7 percent success rate ranked third his career for a single season. He also converted 28 of 31 extra points and booted 45 of his 72 kickoffs for touchbacks (62.5 percent).

Succop set career highs in 2017 with 35 field goals and 42 attempts. He added 31 extra points on 33 attempts to set a career high with 136 points—a total that tied **Al Del Greco's** 1998 franchise record. Succop also booted 47 touchbacks on 80 kickoffs (58.8 percent).

During the 2017 campaign, Succop set the NFL record for most consecutive field goals made from inside 50 yards. His streak, which began in 2014, lasted 56 attempts. The previous league benchmark was 46 such kicks by Atlanta's **Matt Bryant** from 2013–2015.

In 2016, Succop made 22 of his 24 field goal attempts, with his only misses coming from 51 and 58 yards. His 91.7 percent rate was the best single-season performance of his career and the third-best percentage in franchise history (92.3 by **Rob Bironas** in 2010 and 92.3 by **Al Del Greco** in 1998). Succop's percentage ranked third in the NFL in 2016 behind only **Justin Tucker** (97.4) and **Matt Bryant** (91.9).

During his second season in Tennessee, Succop connected on 14 of his 16 field goal attempts and 29 of his 31 extra point attempts to total 71 points. His 87.5 percent success rate on field goals set a personal best and ranked as the sixth-highest figure in franchise history.

In 2014, he set a then-career high by making 86.4 percent of his field goal attempts. He was 19-of-22 and also connected on all 27 of his extra point attempts.

Succop's previous five seasons were spent with the Kansas City Chiefs, who chose him with the last pick of the 2009 NFL Draft (256th overall).

In his career with the Chiefs, he posted four 100-point seasons and made 81.0 percent (119-147) of his field goal attempts. Over his final three years there (2011-13), 52 percent of his kickoffs resulted in touchbacks, a number that ranked 11th in the NFL during that span.

In 2013, he tallied career highs for points (118) and touchbacks (47). He also posted the second-best percentage of his career for field goals made inside of 50 yards, connecting on 87.5 percent (21-24) of those attempts. During his Chiefs career, he produced five game-winning kicks.

A native of Hickory, N.C., Succop played in 50 games for the University of South Carolina Gamecocks, hitting 49 of 69 field goals (71.0%) and converting 104 of 106 PATs. His 251 points made up the second-highest total in school history.

2019 Notes:

- Placed on injured reserve on Sept. 4.
- Activated to the 53-man roster from injured reserve on Nov. 2.
- **At Carolina (11/3)**, made his season debut. He made both extra point attempts and missed three field goal attempts.
- **Against Kansas City (11/10)**, made three of four extra point attempts.
- **Against Jacksonville (11/24)**, connected on all six extra point attempts. His six extra points tied for the most by a kicker for the team since 1999 and were the most in a game since Succop had six against the Jaguars on Dec. 6, 2015.
- **At Indianapolis (12/1)**, made his only field goal attempt (31 yards) and all four extra point attempts.
- **At Oakland (12/8)**, made all six extra point attempts. He missed his only field goal attempt.
- **Against Houston (12/15)**, made all three extra point attempts and had his only field goal attempt blocked.
- Placed on injured reserve on Dec. 18.

**Succop's Career Regular Season Statistics:**

| Year | Team | GP | FGM | FGA | Pct | Lg | XPM | XPA | Pts |
|---------------|------|------------|------------|------------|-------------|-----------|------------|------------|--------------|
| 2009 | KC | 16 | 25 | 29 | 86.2 | 53 | 29 | 29 | 104 |
| 2010 | KC | 16 | 20 | 26 | 76.9 | 53 | 42 | 42 | 102 |
| 2011 | KC | 16 | 24 | 30 | 80.0 | 54 | 20 | 20 | 92 |
| 2012 | KC | 16 | 28 | 34 | 82.4 | 52 | 17 | 17 | 101 |
| 2013 | KC | 16 | 22 | 28 | 78.6 | 51 | 52 | 52 | 118 |
| 2014 | Ten | 16 | 19 | 22 | 86.4 | 51 | 27 | 27 | 84 |
| 2015 | Ten | 16 | 14 | 16 | 87.5 | 51 | 29 | 31 | 71 |
| 2016 | Ten | 16 | 22 | 24 | 91.7 | 53 | 39 | 41 | 105 |
| 2017 | Ten | 16 | 35 | 42 | 83.3 | 52 | 31 | 33 | 136 |
| 2018 | Ten | 16 | 26 | 30 | 86.7 | 54 | 28 | 31 | 106 |
| 2019 | Ten | 6 | 1 | 6 | 16.7 | 31 | 24 | 25 | 27 |
| Totals | | 166 | 236 | 287 | 82.2 | 54 | 338 | 348 | 1,046 |

Succop's Career Postseason Statistics:

| Year | Team | GP | FGM | FGA | Pct | Lg | XPM | XPA | Pts |
|---------------|------|----------|----------|----------|--------------|-----------------|----------|----------|-----------|
| 2010 | KC | 1 | 0 | 0 | - | - | 1 | 1 | 1 |
| 2013 | KC | 1 | 3 | 3 | 100.0 | 43 | 5 | 5 | 14 |
| 2017 | Ten | 2 | 1 | 1 | 100.0 | 49 | 3 | 3 | 6 |
| 2019 | Ten | 0 | 0 | | | Injured Reserve | | | |
| Totals | | 4 | 4 | 4 | 100.0 | 49 | 9 | 9 | 21 |

Succop's Regular Season Single-Game Highs:

Field Goals Made - 6 at New Orleans (9/23/12)
Field Goal Attempts - 6 at New Orleans (9/23/12)
Longest Field Goal - 54 (Twice, last at Buffalo, 10/7/18)
PATs Made - 8 at Oakland (12/15/13)
PATs Attempted - 8 at Oakland (12/15/13)
Points - 19 at New Orleans (9/23/12)
Consecutive Field Goals Made - 22 (10/2/11–12/24/11)

Succop's Playoff Single-Game Highs:

Field Goals Made - 3 at Indianapolis (1/4/14)
Field Goals Attempts - 3 at Indianapolis (1/4/14)
Longest Field Goal - 49 at Kansas City (1/6/18)
PATs Made - 5 at Indianapolis (1/4/14)
PATs Attempted - 5 at Indianapolis (1/4/14)
Points - 14 at Indianapolis (1/4/14)

CONSECUTIVE FGs INSIDE 50 YARDS

On Oct. 16, 2017, **Ryan Succop** set the NFL record for most consecutive field goals made from inside 50 yards. With a 48-yarder in the first quarter against the Colts, he made his 47th such kick. He broke the record of Atlanta Falcons kicker **Matt Bryant**, who made 46 consecutive field goals from inside 50 yards from 2013–2015.

Succop's streak ended at 56 with a missed 48-yard attempt against the Cincinnati Bengals on Nov. 12, 2017. The streak, which began on Dec. 14, 2014, spanned 43 games and nearly three calendar years.

In 2016, he broke **Al Del Greco's** franchise record of 24 consecutive made field goals from inside 50 yards, set from 1995–1996.

Most consecutive field goals made from inside 50 yards, NFL history:

| Kicker | Team | Seasons | Consec. FGs from Inside 50 Yards |
|---------------------------|---------------------------|------------------|----------------------------------|
| 1. Ryan Succop | Tennessee Titans | 2014–2017 | 56 |
| 2. Matt Bryant | Atlanta Falcons | 2013–2015 | 46 |
| 3. Mike Vanderjagt | Indianapolis Colts | 2002–2004 | 41 |

Most consecutive field goals made from inside 50 yards, franchise history:

| | | Consecutive Field Goals |
|------------------------|--------------------|-------------------------|
| Kicker | Season(s) | Inside 50 Yards |
| 1. Ryan Succop | 2014-17 | 56 |
| 2. Al Del Greco | 1995-96 | 24 |
| 3. Al Del Greco | 1998-99 | 20 |
| | Rob Bironas | 2007-08 |
| 5. Rob Bironas | 2010-11 | 18 |

MOST ACCURATE IN TEAM HISTORY

On Oct. 7, 2018, **Ryan Succop** reached 100 successful field goals with the Titans. In doing so, he hit the minimum number to qualify in the team record books for career accuracy.

Succop's success rate on field goals ranks second in franchise history, trailing only **Rob Bironas**, who made 85.7 percent (239 of 279) of his attempts with the Titans.

Highest percentage of made field goals, franchise history (minimum 100 field goals made):

| Player | FGM | FGA | Pct. |
|-----------------------|------------|------------|-------------|
| 1. Rob Bironas | 239 | 279 | 85.7 |
| 2. Ryan Succop | 117 | 140 | 83.6 |
| 3. Al Del Greco | 246 | 295 | 83.4 |

POINTS IN A SEASON, FRANCHISE HISTORY

In 2017, **Ryan Succop** enjoyed one of the best regular seasons in franchise history by a player at his position. He made 35 of his 42 field goal attempts and 31 of his 33 extra point tries.

Succop scored 136 points, tying **Al Del Greco's** franchise record for points in a season. Del Greco scored 136 points (36 field goals, 28 extra points) to establish the team benchmark in 1998.

Succop's 136 points were a personal best as well. His previous high for a season was 118 points in 2013 with the Kansas City Chiefs.

Most points in a season, franchise history:

| Player | Season | PAT | FG | Points |
|-----------------------|-------------|-----------|-----------|------------|
| 1. Ryan Succop | 2017 | 31 | 35 | 136 |
| Al Del Greco | 1998 | 28 | 36 | 136 |
| 3. Rob Bironas | 2007 | 28 | 35 | 133 |
| 4. Al Del Greco | 1996 | 35 | 32 | 131 |
| 5. Rob Bironas | 2008 | 40 | 29 | 127 |
| 6. Al Del Greco | 1993 | 39 | 29 | 126 |
| 7. Gary Anderson | 2003 | 42 | 27 | 123 |
| 8. Rob Bironas | 2011 | 34 | 29 | 121 |
| 9. Rob Bironas | 2009 | 37 | 27 | 118 |
| Al Del Greco | 2000 | 37 | 27 | 118 |

2017 SCORING LEADERS

Ryan Succop ranked among the NFL's top scorers in 2017. He finished ninth in the league and fifth in the AFC.

Most points scored in 2017:

| Player | Team | XPM | XPA | FGM | FGA | Pts |
|-----------------------|------------------|-----------|-----------|-----------|-----------|------------|
| 1. Greg Zuerlein | LA Rams | 44 | 46 | 38 | 40 | 158 |
| 2. Stephen Gostkowski | New England | 45 | 47 | 37 | 40 | 156 |
| 3. Robbie Gould | San Francisco | 28 | 30 | 39 | 41 | 145 |
| 4. Harrison Butker | Kansas City | 28 | 28 | 38 | 42 | 142 |
| Chris Boswell | Pittsburgh | 37 | 39 | 35 | 38 | 142 |
| 6. Justin Tucker | Baltimore | 39 | 39 | 34 | 37 | 141 |
| 7. Wil Lutz | New Orleans | 47 | 50 | 31 | 36 | 140 |
| 8. Matt Bryant | Atlanta | 35 | 35 | 34 | 39 | 137 |
| 9. Ryan Succop | Tennessee | 31 | 33 | 35 | 42 | 136 |
| 10. Kai Forbath | Minnesota | 34 | 39 | 32 | 38 | 130 |
| Matt Prater | Detroit | 40 | 41 | 30 | 35 | 130 |

RYAN SUCCOP'S CAREER GAME-WINNING FIELD GOALS

A game-winning field goal is defined as one that was the final score of the game and gave the kicker's team the lead at any time in the fourth quarter or overtime.

| Date | Team | Opponent | Distance | Quarter |
|----------|-------------|-----------------|----------|-------------|
| 9/23/18 | Tennessee | at Jacksonville | 28 yards | 4th Quarter |
| 9/16/18 | Tennessee | vs. Houston | 31 yards | 4th Quarter |
| 10/22/17 | Tennessee | at Cleveland | 47 yards | Overtime |
| 12/18/16 | Tennessee | at Kansas City | 53 yards | 4th Quarter |
| 9/23/12 | Kansas City | at New Orleans | 31 yards | Overtime |
| 10/31/11 | Kansas City | vs. San Diego | 30 yards | Overtime |
| 10/31/10 | Kansas City | vs. Buffalo | 35 yards | Overtime |
| 9/19/10 | Kansas City | at Cleveland | 23 yards | 4th Quarter |
| 11/22/09 | Kansas City | vs. Pittsburgh | 22 yards | Overtime |



FIELD GOALS IN A SEASON, TEAM HISTORY

Ryan Succop's 35 field goals in 2017 ranked among the top totals in Titans/Oilers history. He tied **Rob Bironas'** 2007 total for second all-time, one short of **Al Del Greco's** mark of 36 during the 1998 campaign.

Most field goals in a season, franchise history:

| Player | Season | FG Made | FG Att |
|-----------------------|-------------|-----------|-----------|
| 1. Al Del Greco | 1998 | 36 | 39 |
| 2. Ryan Succop | 2017 | 35 | 42 |
| Rob Bironas | 2007 | 35 | 39 |
| 4. Al Del Greco | 1996 | 32 | 38 |
| 5. Rob Bironas | 2008 | 29 | 33 |
| Rob Bironas | 2011 | 29 | 32 |
| Al Del Greco | 1993 | 29 | 34 |
| 8. (five tied) | | 27 | |

CONSECUTIVE FIELD GOALS

Ryan Succop began 2017 by extending his streak to 19 consecutive successful field goals, including every attempt over the final 10 games of 2016. The streak came to an end on Sept. 10.

The streak was the second-longest of his career, behind only a 22-kick streak in 2011 as a member of the Kansas City Chiefs. It also qualifies as tied for the fifth-longest streak of its kind in franchise history.

From the final three games of the 2014 campaign through the first eight games of 2015, **Succop** made 15 consecutive field goals to record what is now the eighth-longest streak in franchise history.

Longest streaks of field goal attempts without a miss, franchise history:

| Kicker | Season(s) | Consecutive Field Goals |
|-----------------------|------------------|-------------------------|
| 1. Rob Bironas | 2011–2012 | 20 |
| Rob Bironas | 2010 | 20 |
| Rob Bironas | 2007–2008 | 20 |
| Al Del Greco | 1998–1999 | 20 |
| 5. Ryan Succop | 2016–2017 | 19 |
| Rob Bironas | 2007 | 19 |
| 7. Al Del Greco | 1995–1996 | 18 |
| 8. Ryan Succop | 2017 | 16 |
| 9. Ryan Succop | 2014–2015 | 15 |
| Rob Bironas | 2011 | 14 |
| Al Del Greco | 1999–2000 | 14 |

SINGLE-SEASON FIELD GOAL PERCENT

Ryan Succop owns three of the top 10 single-season field goal percentages in franchise history. He recorded a career-best 91.7 percent rate on field goals in 2016, which finished third in team annals behind only **Rob Bironas'** 92.3 percent in 2010 and **Al Del Greco's** 92.3 percent in 1998.

In 2015, Succop made 87.5 percent of his attempts, which ranks seventh in team annals, and his 86.7 percent success rate in 2018 ranks 10th.

Highest field goal percentage in a season, franchise history:

| Player | Season | Made | Att | Pct |
|------------------------|-------------|-----------|-----------|-------------|
| 1. Rob Bironas | 2010 | 24 | 26 | 92.3 |
| Al Del Greco | 1998 | 36 | 39 | 92.3 |
| 3. Ryan Succop | 2016 | 22 | 24 | 91.7 |
| 4. Rob Bironas | 2011 | 29 | 32 | 90.6 |
| 5. Rob Bironas | 2007 | 35 | 39 | 89.7 |
| 6. Rob Bironas | 2008 | 29 | 33 | 87.9 |
| 7. Ryan Succop | 2015 | 14 | 16 | 87.5 |
| 8. Gary Anderson | 2003 | 27 | 31 | 87.1 |
| Al Del Greco | 1995 | 27 | 31 | 87.1 |
| 10. Ryan Succop | 2018 | 26 | 30 | 86.7 |

Succop's percentage ranked third in the NFL in 2016 behind only **Justin Tucker** (97.4) and **Matt Bryant** (91.9).

Highest field goal percentage in 2016:

| Player | Team | Made | Att | Pct |
|-----------------------|------------|-----------|-----------|-------------|
| 1. Justin Tucker | Bal | 38 | 39 | 97.4 |
| 2. Matt Bryant | Atl | 34 | 37 | 91.9 |
| 3. Ryan Succop | Ten | 22 | 24 | 91.7 |
| 4. Steven Hauschka | Sea | 33 | 37 | 89.2 |
| 5. Cairo Santos | KC | 31 | 35 | 88.6 |
| 6. Nick Folk | NYJ | 27 | 31 | 87.1 |
| Adam Vinatieri | Ind | 27 | 31 | 87.1 |
| 8. Mason Crosby | GB | 26 | 30 | 86.7 |
| 9. Greg Zuerlein | LA | 19 | 22 | 86.4 |
| 10. Matt Prater | Det | 31 | 36 | 86.1 |

MORE TITANS SPECIALISTS

7 - K GREG JOSEPH (6-0, 210, 2nd Year, Florida Atlantic)

➤ **Greg Joseph** was signed by the Titans during Week 16 of the 2019 season.

➤ In 2019, he appeared in the final two regular season games, making all nine of his extra point attempts. In three playoff games, he connected on all nine of his extra point attempts and his only field goal attempt.

➤ Joseph entered the NFL as an undrafted college free agent in 2018 with the Miami Dolphins.

➤ He was waived by the Dolphins following his rookie training camp and then signed to the Cleveland Browns roster after Week 2. In 14 games with the Browns in 2018, he converted 17 of 20 field goal attempts, including 11 for 11 inside of 40 yards.

➤ Joseph played four seasons at Florida Atlantic, where he connected on 57 of 82 career field goal attempts (69.5 percent).

➤ Born in Johannesburg, South Africa, his family moved to Florida when he was seven years old, and he attended high school in Delray Beach, Fla.

2019 Notes:

➤ **Against New Orleans (12/22)**, made his Titans debut and made all four of his extra point attempts. He added a special teams tackle.

➤ **At Houston (12/29)**, made all five of his extra point attempts and sent all six of his kickoffs into the end zone for touchbacks.

➤ **At New England (1/4)**, connected on both of his extra point attempts and placed three of his four kickoffs in the end zone for touchbacks.

➤ **At Baltimore (1/11)**, made all four of his extra point attempts.

➤ **At Kansas City (1/19)**, made all three of his extra point attempts and his only field goal attempt from 30 yards. It was his first field goal in a Titans uniform.

TITANS TIDBITS: OFF-THE-FIELD NOTES

LB DAREN BATES

➤ In 2018, Bates and NFL defensive end Armonty Bryant opened AstroKids Gym in Austin, Texas. The facility offers children's classes and camps based upon proprioceptive learning.

➤ Bates is a Memphis native and a huge Memphis Grizzlies fan.

➤ For the My Cause, My Cleats campaign, Bates has worn specially designed cleats featuring the words "American Heart Association" to raise awareness for the organization's life-saving mission. His mother, Weslynn Bates, was a heart transplant recipient and lived some wonderful years following her surgery. She sadly passed away in 2015 at the age of 56.

➤ Bates is a tattoo enthusiast and has 107 tattoos.

RB/FB KHARI BLASINGAME

➤ Blasingame enjoys playing the saxophone.

➤ He originally started his Vanderbilt career at linebacker before transitioning to running back as a sophomore.

➤ After his football career, his goal is to become the CEO of a hospital or health care system and then focus on improving health care outcomes for disadvantaged populations.

LS BEAU BRINKLEY

➤ Brinkley's father, Mike, was an All-American defensive end and long snapper at Missouri Valley College. He taught Beau the skill of long snapping when he was just seven years old. Beau's football idol growing up was Kansas City Chiefs long snapper Kendall Gammon.

➤ Brinkley raced four-wheelers in the Extreme Dirt Track Racing Series while growing up in Missouri. He traveled the country competing in both motor cross and flat track competitions and won a flat track regional title in 2005.

➤ An avid golfer, Brinkley won the 2018 Pepsi Tournament C Flight Championship in Brookfield, Mo.

➤ In June 2015, Brinkley participated in the Nashville Sports Council Golf Tournament at Gaylord Springs Golf Course. On the par-3 eighth hole, he sunk a hole-in-one to win a barrel of Jack Daniel's Tennessee whiskey.

WR A.J. BROWN

➤ Brown was selected in the 19th round of the 2016 Major League Baseball Draft by the San Diego Padres as a centerfielder and he participated in the team's extended spring training program each summer from 2016-18.

➤ He has a dog, Bentley Juan Brown, and runs an Instagram account for him @bentleyjuan1.

➤ During a pre-draft visit to San Francisco, Brown was able to link up and work out with Hall of Fame NFL receiver and fellow Mississippian Jerry Rice. Rice took Brown on the horse trail at Edgewood Park in Redwood City, known as one of Rice's training sites, where the pair ran hills as part of their work out. Brown's hometown Starkville, Miss., and Rice's hometown Crawford, Miss., are a 30-minute drive apart.

LB JAYON BROWN

➤ Brown went to the same California high school, Long Beach Poly, as Titans teammate Jurrell Casey. Brown's older brother, Juwuan, was Jurrell's teammate there.

➤ Former Long Beach Poly and New England Patriots star Willie McGinest is a close friend of the Brown family.

➤ Brown's younger brother, Joshua, is a defensive end at the University of Arizona, and his two older brothers also played college football. Jason played linebacker at Idaho, while Juwuan was a defensive lineman at Southern Oregon.

CB MALCOLM BUTLER

➤ In February 2017, the production company Narrative Capital acquired the rights to the story of Butler for a film tentatively titled "The Secondary."

➤ Following Butler's crucial goal line interception to seal Super Bowl XLIX, Patriots quarterback Tom Brady, who received a 2015 Chevrolet Colorado as part of his Super Bowl XLIX MVP Award, requested Chevrolet award the truck directly to Butler.

➤ Prior to securing a rookie free agent tryout with the Patriots in 2014, Butler was operating the fryolator at a Popeye's restaurant.

S KEVIN BYARD

➤ Byard credits his mother, Artina Stanley, for much of his success. Following a divorce when Byard was in ninth grade, his mother moved with the children from

TITANS TIDBITS: THE BEST OF TITANS OFF-THE-FIELD NOTES

Philadelphia to Atlanta. Although it was a financial struggle, Stanley worked long hours to make sure her children received what they needed. Byard claims he and his older brother "had to grow up really fast" as they helped their mother with taking care of the younger kids in the family.

- During the 2019 offseason, Byard hosted 200-plus youngsters at the inaugural Kevin Byard Football Camp at Ensworth School. He plans to hold the camp - which was free - every year.
- The Titans had an inside track in their scouting of Byard. Titans general manager Jon Robinson received glowing reports on Byard from his friend and MTSU recruiting coordinator Steve Ellis. When Robinson was a linebackers coach at Nicholls State, Ellis was one of his pupils, and the two remained close through the years. Additionally, Patrick Callaway, college scout for the Titans, was Byard's high school teammate.
- Byard says his football role models are Ed Reed, Brian Dawkins and Troy Polamalu.

DT JURRELL CASEY

- A fixture in the community, Casey was twice voted Tennessee Titans Walter Payton Man of the Year (2016, 2018), which recognizes players for excellence on and off the field. Casey is a regular at Titans community events and also serves as the spokesperson for United Way of Metropolitan Nashville. Casey and his wife, Ryann, established The Casey Fund, a non-profit dedicated to raising money for established re-entry programs, inner-city youth programs, mentoring and halfway houses. Ryann is a lawyer working in the Nashville Public Defender's Office. More information about The Casey Fund is available through their social media accounts: @caseyfund99 on Facebook and @TheCaseyFund on Twitter and Instagram.
- In 2019, Casey was named a finalist for the Mary Catherine Strobel Direct Service Volunteer Award, which recognizes Middle Tennessee volunteers for their efforts in the community.
- Casey has served as a spokesperson for United Way of Metropolitan Nashville since 2017.
- Casey has a strong partnership with Project Return Tennessee, Free Hearts and Purpose Prep Academy. Casey's wife is on Purpose Prep Academy's school board.
- When he was younger, family members, friends and teammates called him "Tut-Tut," a nickname he earned from his aunt as a small child because she said he walked like a turtle.
- When he was in high school, his older brother, Jurray, was convicted of first-degree murder. Despite the turmoil it caused, Jurrell credits his brother for helping him re-focus on becoming a better football player and student.
- Casey calls his mother, Collette Burns, a cafeteria worker in the Long Beach Unified School District, "the inspiration in my life" for how hard she worked to provide for Jurrell and his siblings.
- Casey and teammate Wesley Woodyard coach a women's flag football team that is comprised of wives and significant others of Titans players.

T JACK CONKLIN

- After not receiving a single Division I scholarship offer, Conklin began his time at Michigan State as a preferred walk-on in 2012. He impressed enough in his redshirt season to earn a scholarship in the spring of 2013.
- At Plainwell (Mich.) High School, Conklin's head coach was his father, Darren Conklin, who once was a walk-on at Michigan under Wolverines head coach Bo Schembechler.
- His mother, Jennifer Jackson, was an All-American swimmer at the University of Michigan.
- Conklin's grandfather, Ron Jackson, was a professional baseball player. He played first base for the Chicago White Sox and Boston Red Sox.
- Conklin traveled to Australia in 2015 to participate in Michigan State's study abroad International Summer Sports Program.

OLB KAMALEI CORREA (pronounced KAH-mah-lay kor-AY-uh)

- Correa attended St. Louis School in Honolulu, Hawaii, where he played football for two seasons with current Titans teammate Marcus Mariota.
- Correa grew up a huge fan of the Green Bay Packers all the way from Honolulu, Hawaii.

DB DANE CRUIKSHANK (last name pronounced CROOK-shank)

- Cruikshank credits his grandparents and his mother for his success in life. "My grandparents have provided for their whole family, and they've helped everyone in the family be successful at whatever they choose to do. My mom, (Beverley Jackson, a hair stylist) she's been able to raise her kids by working hard and never taking days off. She loves us and gives us everything we need."

- He lists owning his own business as a goal on his bucket list. He would one day like to open his own training facility.

WR COREY DAVIS

- Davis and his six siblings survived a tough economic upbringing in Wheaton, Ill. While he has always maintained a loving relationship with his parents, Olasheni Timson and Michelle Davis, he made the decision as a high school junior to move into the home of Robin and Dan Graham, who became his legal guardians. Dan, Corey Davis' youth football coach, was an offensive lineman for the Tampa Bay Buccaneers. His son, Ryan Graham, played youth and high school football with Davis and currently plays quarterback at Northern Illinois.
- Davis' brother, Titus, played football at Central Michigan and was signed by the Chargers as a rookie free agent in 2015. Titus also spent time with the Jets, Bills and Bears.
- One of Davis' favorite quotes is "Never die easy" by Walter Payton, who used the saying as the title to his autobiography.

OL NATE DAVIS

- Growing up, Davis was 'always a pretty big kid.' He played on the offensive or defensive line during Pop Warner, and estimates that in the fourth grade he weighed around 200 pounds.
- Davis was invited to the 2019 Senior Bowl, which he credits for helping him during the draft process. He went head-to-head with defensive linemen from larger conferences, and as an athlete from a smaller conference, he credits his performance at the Senior Bowl for helping put his name into the conversation ahead of the draft.

WR RASHARD DAVIS

- Davis was drafted No. 1 overall by the D.C. Defenders in the 2019 XFL Draft.
- He was a member of the Philadelphia Eagles practice squad when the team won Super Bowl LII.

DE MATT DICKERSON

- Dickerson's father, Clarence, played college football at Henderson State (Ark.).
- He has a twin sister named Megan.

G JAMIL DOUGLAS

- First name is pronounced "Juh-MILL."
- Douglas was on the New England Patriots practice squad when the team won Super Bowl LI.

LB RASHAAN EVANS

- Upon being drafted by Tennessee, Evans was reunited with former Crimson Tide teammate Derrick Henry. Henry phoned Evans immediately after he was selected with the 22nd pick to congratulate him.
- At Alabama, Evans shared the field with his brother, Alex, a member of the Crimson Tide spirit squad.
- Growing up in rural Alabama, Evans would chase wild horses to work on improving his speed and athleticism.
- Evans' father, Alan, was a star running back at Auburn. Evans' mother, Chenavis, received four degrees from Auburn, including her doctorate. Evans' older sister was a cheerleader at Auburn, and despite the family ties including his cousins attending Auburn, Evans stuck with his gut and instead chose Alabama.

TE ANTHONY FIRKSER

- Firkser grew up playing basketball and both roller and ice hockey at elite levels and didn't begin playing football until his sophomore year of high school.
- In the offseason, Firkser volunteers with his former high school football coach to help train and give advice to aspiring young football players in his hometown community of Manalapan, N.J.

RB DAVID FLUELLEN

- Fluellen's favorite personal moment in sports growing up was his first touchdown when he was eight years old. He strip-sacked the quarterback, picked up the fumble and ran it in.
- He is married to Nashville TV anchor/reporter Desiree Wiley, who works for NBC affiliate WSMV-4.
- He hosted the first annual David Fluellen Football Camp in June 2018 at his high school alma mater in New York, Lockport High School.

TITANS TIDBITS: THE BEST OF TITANS OFF-THE-FIELD NOTES

OLB REGGIE GILBERT

- His sister, Vicki Baugh, played for the WNBA's Tulsa Shock (2014-15) and San Antonio Stars (2016).
- As part of My Cause My Cleats, he wore cleats to raise awareness for those, including his aunt, who have lupus.
- His four seasons at the University of Arizona (2012-15) were the winningest four seasons in program history, as the Wildcats accumulated 33 wins and went to four bowl games.

RB DERRICK HENRY

- In high school, Henry broke the 51-year-old national high school rushing record with 12,124 yards after compiling 4,261 rushing yards as a senior.
- Henry sealed an Iron Bowl victory with an epic, career-best 271 rushing yards against the Tigers. He put the Crimson Tide on his back by carrying the ball a school-record 46 times. His 271 rushing yards were 11 more yards than Auburn had in total offense (260). He ended the game with 14 consecutive rushes to run out the clock.
- His late grandmother, Gladys Henry, helped raise him and played a key inspirational role in his development. In 2018, he fulfilled a promise to her and graduated from Alabama with his bachelor's degree. He has a portrait tattoo of her on his chest.
- Gladys Henry nicknamed him "Shocka" as a baby because he "shocked the whole family" when he was born.
- Henry has been growing out his hair since he was in elementary school.

WR CODY HOLLISTER

- Hollister's twin brother, Jacob, was a tight end at Wyoming and was also signed by the New England Patriots along with Cody as rookie free agents in 2017. The two brothers were teammates with the Patriots for the 2017 and 2018 campaigns. Jacob was traded to the Seattle Seahawks during the 2019 offseason.

DB AMANI HOOKER

- Hooker was named a finalist for Minnesota's Mr. Football in 2015. Yet he had just two FBS scholarship offers. When the in-state university showed hesitancy after multiple workouts, Hooker knew he belonged at Iowa saying, "love who loves me."
- Amani's brother, Quinton, played basketball for North Dakota and helped take the team to the NCAA tournament his senior year. Quinton was Minnesota's Mr. Basketball in high school and currently plays basketball professionally in France.

WR ADAM HUMPHRIES

- Humphries was originally a rookie tryout invitee with the Tampa Bay Buccaneers following the 2015 NFL Draft. Titans general manager Jon Robinson was a member of the Bucs player personnel department at the time and saw the 5-foot-11-inch wideout grind it out in practice and eventually earn a spot on the team's 53-man roster. "Humph came in as a tryout and won a spot on the 90-man roster," said Robinson. "He was a tough guy to cover all through training camp and he kept working and working and working. I've always had an affinity for him and liked his style. He's earned everything he's got."
- Clemson head football coach Dabo Swinney took a visit to Humphries' high school, Dorman, before the 2011 season to scout eventual signee Charone Peake during a basketball game. But once the game began, Swinney couldn't help but notice Dorman's 5-foot-11 point guard running the show. "I go watch a basketball game at Dorman High School to see Charone Peake, and I'm going, 'Dang, who's this point guard?'" Swinney said. "And I've got Coach (Dave) Gutshall going, 'Well that's the best football player I've got on the team.' And I'm like, 'Really? We need to watch this guy a little bit.' He played corner, he played receiver, he played running back, he played quarterback. He was the best football player on the team. Adam Humphries was his name. I don't think he had any offers. So we offer the guy, 'Well, we're only offering the guy to get Charone Peake. No, no, no. We want Humphries.'"
- Humphries maintains a friendship with former Clemson teammate and current division rival DeAndre Hopkins.

CB ADOREE' JACKSON

- Jackson was a long jumper and sprinter on USC's track team in the springs of 2015 and 2016, winning the Pac-12 outdoor long jump title both years (and placing second in the Pac-12 100 meters in 2016) and earning All-American status both years after twice placing fifth in the NCAA long jump. He also placed 10th in the long jump during the U.S. Olympic Trials.

- Jackson lists his parents, Chris and Vianca Jackson, as the people that inspire him the most. "They've always steered me in the right direction. All of their experiences and guidance helped get me where I'm at."
- Vianca Jackson, a survivor of breast cancer, served as the team's Honorary 12th Titan prior to the team's 2017 Breast Cancer Awareness Game (Oct. 16).
- Jackson's father, Chris Jackson, is the ultimate grill master and can be found at Titans home games smoking turkey legs, Cornish hams, chicken, rabbits, alligator and frog legs for a pre-game tailgate among family and friends, as well as a post-game meal with players and coaches. He makes all of his own rubs and sauces and has been cooking since 1984.
- Jackson, business partner James Moore, and Jay Levine co-founded Kor Media Entertainment (KME), a Los Angeles-based entertainment agency under the Warner Brothers Digital umbrella. Their tagline is "Where Creatives Come to Play" and their goal is to create culture relevance for both creators and brands through interactive and labs which a focus on gaming and esports.
- Jackson is a Reese's Peanut Butter Cups enthusiast. He names creator Harry Burnett Reese as a historical person he would have loved to meet. "He's a genius. That's by far and away my favorite candy. I eat that like it ain't nothing."
- Jackson watched the movie "Space Jam" continuously as a child to the point he memorized most of the movie.
- In May 2018, Jackson and his business partner James Moore paid for the burial costs of Jaylon McKenzie, an eighth-grade football player who was killed by a stray bullet. McKenzie, a St. Louis, Ill., native, grew up idolizing Jackson.

DL AUSTIN JOHNSON

- When Johnson was drafted by the Titans, he became a teammate once again of DaQuan Jones, a former Penn State defensive lineman who was drafted by the Titans in 2014. The two remained close, and Jones was among Johnson's family and friends surrounding him on draft night.
- Johnson's wife, Danika, is a former LFL MVP and is currently the general manager and head coach of the Nashville Knights football team.
- The son of Austin and Tammy Johnson, he has two older sisters, Brandi and Erika, and one younger sister, Kennedy. Kennedy was a forward on the Michigan State women's basketball team.

C BEN JONES

- Jones switched from jersey #61 to #60 prior to his senior season at Georgia, to honor his father, Steve, a former collegiate star, who was killed in a helicopter crash when he was 10 years old.
- Jones' pregame ritual consists of walking barefoot on the field "to get a feel for the turf." The routine began before one game with his brother in high school and after enjoying success that night, it has continued ever since.
- When he was 10 years old, Jones suffered a blow to the head with a baseball bat. The impact caused a blood clot to develop on his brain and fractured his skull. The injury kept him out of all athletic activity for a year.
- In 2017, Jones established The Jones Mission Fund at The Community Foundation to provide at-risk youth with opportunities they might otherwise not have.
- During the past two offseasons, Jones and his wife, Alex, have hosted the Ben Jones Celebrity Clay Shoot. The two events raised more than \$182,000.
- Jones' brother, Clay, played baseball for the University of Alabama and then was drafted by the Detroit Tigers.

DL DaQUAN JONES

- Jones has a reputation as an upbeat, positive influence. "I've always had that positive mindset, even when things weren't as good," he says. "The guys laugh at me sometimes because I'm always smiling ... It's not that I'm happy all the time, but I just feel like in today's world, if you let anything get you down, it will. The smallest thing will turn into the biggest problem if you let it, so I just try my best to keep a positive mindset."
- Jones majored in criminal justice at Penn State and spent a portion of his 2013 summer as an intern observing the Spring Township Police Department near State College.
- Jones entered the Penn State program after being rated the second-best offensive lineman in the nation during his playing days at Johnson City High School. He switched to the other side of the ball and made an immediate impact as a true freshman.
- Jones lists his father, Steve, as the most inspirational person in his life. Steve raised DaQuan as a single father and one of his father's greatest traits is that he works extremely hard in everything he does. Steve works as an executive chef at Cornell University.

TITANS TIDBITS: THE BEST OF TITANS OFF-THE-FIELD NOTES

K GREG JOSEPH

- Joseph was born in Johannesburg, South Africa, where he lived until his family moved to Florida when he was seven years old.
- Joseph played for the same youth soccer club as United States men's national team forward Jozy Altidore. Altidore is four years older than Joseph, and so the two never played on the same team. However, the two players reunited during the 2019 offseason when the U.S. national team visited Cleveland in late June.

T/G DENNIS KELLY

- In May 2019, Kelly received his MBA from the Kelley School of Business at Indiana University.
- Kelly is an avid professional wrestling fan that does not let the opportunity pass him by whenever a live WWE show is in town. He lists the Undertaker as the one person in the world he would like to have dinner with.
- Kelly's brother, Tim, played football at Eastern Illinois and is currently the offensive coordinator for the Houston Texans.

P BRETT KERN

- Kern's father, Cal, is a former professional soccer goalie.
- Kern is an avid golfer that sports a +1 handicap. He picked the game up late in his high school years and caddied for three summers at Inverness Golf Club while in college. The course is located in Toledo, Ohio, and has hosted PGA and NCAA Championships. In 2011, Kern competed in The Vinny, a local golf fundraising tournament hosted by singers Vince Gill and Amy Grant, and finished fourth in the event.

OLB HAROLD LANDRY III

- Landry could have entered the NFL Draft following his 16.5-sack junior season at Boston College. However, he chose to stay in school and received his degree in communications in December 2017.
- He and his son, Greyson, share the same June 5 birthday.

T TAYLOR LEWAN (pronounced leh-WAHN)

- Lewan owns a taxidermied beaver named Steve. The fedora-donning stuffed rodent, who was a gift from Lewan's wife, Taylin, makes appearances around the Titans locker room, often appearing at the locker of an unsuspecting rookie.
- Lewan chose to wear jersey number 77 at Michigan and then at the pro level because of the legacy of Wolverine tackles who have donned the number, including Jake Long and Jon Jansen.
- His father, Dave, was a defensive lineman at the University of Minnesota.
- Lewan has several tattoos, including a mustache tattooed on his right index finger and a stick figure tattooed on the outside edge of his right hand that he calls his "right-hand man."
- At the 2014 NFL Scouting Combine, Lewan ran the 40-yard dash in 4.87 seconds, beating all other offensive linemen in his class and clocking the fourth-fastest time among offensive linemen from 2010-14.

RB DION LEWIS

- Lewis credits his parents, Leroy (former construction worker) and Linda (social worker) as the biggest influences on his career. "Growing up, they were hard on me and they made sure I stayed out of trouble," Lewis said. "That helped me out a lot later on in life."
- Lewis attended the University of Pittsburgh, but he was offered a scholarship from just two other schools, Miami (Ohio) and Tulane.

LB DAVID LONG JR.

- David's father, David Sr., is a former professional boxer who went 12-5-2 as a heavyweight. He once fought future world champ Deontay Wilder.
- During the offseason, Long still uses on-the-bell, three-minute-round boxing training to focus on his mental awareness. In 2018, Long Jr. went into the ring with headgear against his old man for the first time. They went for three 90-second rounds. "He busted up my lip, but it was fun," Long Jr. says. "He was really iffy that I knew how to throw my hands for real. It was just jabs, but it's grown-man strength."

QB MARCUS MARIOTA (pronounced MAHR-ee-OH-tah)

- In 2016, Mariota launched his Motiv8 Foundation, which serves the communities of Middle Tennessee, Eugene and Honolulu. The Motiv8 Foundation aims to create and support economic and educational programs and athletic activities to provide an alternative outlet for youth of troubled neighborhoods and backgrounds. The Foundation's programming centers around the tools for

success that will allow more children to fully matriculate through grade-school and eventually attend college. Since its launch, the Motiv8 Foundation has awarded hundreds of thousands of dollars towards healthy lifestyle programming, and will continue to fulfill its mission through signature programs, strategic partnerships and fundraising initiatives.

- In 2018, the Motiv8 Foundation launched the Ardel Deppe Community Football Coach Award to recognize three Hawaii football coaches (one top winner) from any level of play who best exemplify Marcus' grandfather's spirit of going the extra mile and giving back to the community.
- He is the oldest son of Toa and Alana Mariota. His younger brother, Matthew, is a tight end at Oregon.
- Mariota credits much of his athletic success to playing soccer in his youth. By the time he was eight years old, he was wearing a soccer jersey with the number 8, and he has kept the jersey number ever since then.

CB CHRIS MILTON

- Milton is related to former NFL running back Tashard Choice.
- Milton's family is close with the family of Pro Football Hall of Famer Champ Bailey. When Milton was preparing for the NFL, he reached out to Bailey, and they trained together during the weeks leading up to the draft.
- Milton enjoys fishing in his free time.

G/T KEVIN PAMPHILE (pronounced POM-feel)

- Pamphile has been active in sending school supplies and hygiene kits to students in his parents' homeland of Haiti. In February of 2017, he made his first trip to Haiti to donate goods and spend time with children and families battling challenging circumstances.
- In July 2017, Pamphile returned to Haiti to host a youth football camp for about 250 children.
- For his work in the Tampa area and in Haiti, Pamphile was the Buccaneers' 2016 winner of the Ed Block Courage Award.

TE MyCOLE PRUITT

- The name MyCole has a unique origin. Pruitt's mother's name is Colette. Cole means "people's victory" in Greek baby names. She named him MyCole for My-Victory. MyCole is his mother's victory

WR KALIF RAYMOND

- Raymond was a dual-sport collegiate athlete, competing in football as well as track and field during his senior season at Holy Cross. He placed second in the 100-meter dash at the 2015 New England Outdoor Championship with a time of 10.71 seconds.

CB LOGAN RYAN

- Logan and his wife, Ashley, are the founders of The Ryan Animal Rescue Foundation (ryananimalrescue.org). RARF works with animal welfare organizations to promote adoption and provide grants and educational opportunities.
- Every month on the 26th—the day corresponding to his jersey number—he posts a photo on social media with a dog that is in need of adoption along with the hashtag #ryansmonthlyrescue.
- In June 2017, Ryan surprised his big brother, Jordan, by paying off his student loans for his 29th birthday. Logan cut a check for \$82,000 to the American Education Services to cover Jordan's loans from earning his engineering degree from Drexel University. "My man got accepted to college, graduated with honors, and now works as an engineer. He did everything the right way and still lived with a ridiculous amount of student loan debt. The system is broke and makes no sense. I'm fortunate and blessed to be able to take care of that for him."
- When Ryan decided to leave Rutgers and enter the NFL Draft after his redshirt junior season in 2012, he made a promise to his parents that after his rookie year, he would return to school and earn his degree. Ryan kept his promise and graduated in the spring of 2014 with a degree in labor relations and a minor in psychology.

G RODGER SAFFOLD

- Saffold is the owner of competitive "Call of Duty" and "Fortnite" teams called Rise Nation. He invested in the video game industry in April 2014.
- His father, Rodger II, played football at the University of Iowa in the mid-1970s.
- Rodger and his wife Asia grew up on the same street as eight-year olds in Ohio. The childhood friend's romance didn't begin until quite awhile later when the two re-connected on Facebook during Saffold's second-year with the Rams.

TITANS TIDBITS: THE BEST OF TITANS OFF-THE-FIELD NOTES

WR TAJAÉ SHARPE

- Sharpe's grandmother, Cozy Little, is a breast cancer survivor who was initially diagnosed in 2001. She was honored as the 12th Titan prior to a 2016 home game against the Cleveland Browns in conjunction with the team's Breast Cancer Awareness Month efforts.
- Sharpe's family members nicknamed him "Show," which is short for "Showtime."

DL JEFFERY SIMMONS

- During college Simmons was a two-time member of the SEC Academic Honor Roll.
- Simmons' brother, Dylan Bradley, played football at Southern Miss and then spent time with the Minnesota Vikings. His uncle, Jason Hatcher, played 10 total seasons with the Dallas Cowboys and Washington Redskins.
- Away from football, Simmons enjoys fishing and spending time outdoors.

CB LESHAUN SIMS

- He was commonly referred to as "Swis" in college because for his first college game the name on the back of his jersey was upside down. The nickname stuck, but some Titans teammates refer to him now as "Mouse" due to his quiet nature.
- Prior to Sims, no prior student-athlete from Andre Agassi Prep in Las Vegas, Nev., had ever earned an athletic scholarship. When he was a high school freshman, the Stars played eight-man football in the public charter school's first year with a football team. They moved to 11-man football during his sophomore year, and by his senior season, the team won a league title.

TE JONNU SMITH (pronounced JAH-new)

- Smith credits his mother, Karen, for his successes. Jonnu's father passed away as a result of a tow truck accident when he was four years old and his mother raised all six children by herself.
- Smith endured a lot of challenges as a youngster in Philadelphia and after his brother was arrested and one of his friends was killed on the streets, a decision needed to be made. His family didn't have the financial means to just uproot, so for his own safety Jonnu moved in with his mother's sister and brother-in-law, Darla and Mike Kirkland, in Ocala, Fla. He started playing high school football and even though he was far from a touted recruit, he earned a scholarship to Florida International where his play took off.
- Smith's best friend Willie "Quasim" Jefferson tragically died from a gun shot in October 2016. Jonnu gave his son the middle name Quasim in honor of him.

CB TYE SMITH

- In the spring of 2018, Smith hosted his first "Simple Greatness" youth football clinic at St. Augustine University in his hometown of Raleigh, N.C.
- In May 2019, Smith held the second annual Simple Greatness Football Camp, hosting 300 kids for the free camp in Raleigh.
- He has his own website, www.simplegns.com.

K RYAN SUCCOP (pronounced SUCK-up)

- Succop was given the title "Mr. Irrelevant" after being selected with the final pick (256th overall) of the 2009 NFL Draft.
- Succop is an avid golfer that sports a +2.2 handicap. He has played prestigious golf courses like Pine Valley, Silverleaf and Pinehurst.
- Succop caddied for his friend, Wesley Bryan, at the 2016 Nashville Golf Open, a Web.com event at Nashville Golf & Athletic Club. Succop and Bryan went to school together at the University of South Carolina.
- Succop registered 104 career goals and was a four-time all-conference and two-time all-state soccer selection at Hickory (N.C.) High School.
- Succop handled both the kicking and punting duties during his sophomore and junior seasons at South Carolina.

QB RYAN TANNEHILL (pronounced TAN-uh-hill)

- Ryan founded the Tannehill's A.C.E.S. (Achieving Community Educations Success) program with wife, Lauren, which consisted of 17 sophomores from American Senior High School and is focused on awarding scholarships to the participating students who strive for good grades and took on an active role in their community by hosting monthly events to reward the students and help them give back to the community.
- Ryan's father, Tim, played wide receiver at Texas Tech from 1985-87.

S KENNY VACCARO

- In 2014, Vaccaro won the Jim Finks Good Guy Award for his cooperation with New Orleans media.
- Vaccaro's uncle, A.J. Johnson, played for the Washington Redskins (1989-94) and helped the team win Super Bowl XXVI. He also played a season with the San Diego Chargers (1995).
- His younger brother, Kevin, also played at Texas.

OLB CAMERON WAKE

- Wake took an unusual route to the NFL. Following his career at Penn State, he signed with the New York Giants as an undrafted free agent. Released by the Giants on June 22, 2005, Wake entered the corporate world and spent 2006 as a mortgage broker. He then resumed his professional football career in Canada with the B.C. Lions.

OLB D'ANDRE WALKER

- Prior to the 2019 NFL Draft in Nashville, former Tennessee State University linebacker Christian Abercrombie was chosen to announce the Titans' fifth-round choice. Abercrombie became an inspirational figure in Nashville and around the football world by overcoming a life-threatening injury during the 2018 season and battling through two subsequent brain surgeries. By chance, he announced the Titans' selection of Walker, a friend since age 10 when the two played youth football at Welcome All Park in College Park, Ga.
- Walker claims the most inspirational person in his life is his mother, Au'Drea, who worked as a massage therapist to provide for him and his two sisters.

TE DELANIE WALKER

- Walker was named the Tennessee Titans Community Man of the Year in 2013 and 2015, due in large part to his tireless work with Mothers Against Drunk Driving. He teamed with MADD to help raise awareness of the dangers of drinking and driving after losing his aunt and uncle in a horrific accident near New Orleans after Super Bowl XLVII. The morning after San Francisco's loss to Baltimore at the Superdome, an alleged drunk driver killed Alice and Bryan Young only hours after Walker hugged Alice and Bryan at the team's postgame party. In addition to his work with MADD, Walker is an ambassador with the Tennessee Governor's Highway Safety Office's "Booze It and Lose It" campaign.
- In 2014, Walker established the Delanie Walker Gives Back Foundation (delaniewalker.org) to provide inner city and low-income children with the educational opportunities and resources to reach their full potential and beat the odds.
- As a high school senior, he won the Division III 100m (10.6) and long jump (21-5) titles, while also serving as a member of the winning 4x100m relay team at the 2002 Miramonte League Meet.
- On Feb. 14, 2015, Walker was inducted into the Central Missouri Athletic Hall of Fame.

LB WESLEY WOODYARD (pronounced WOOD-yard)

- Woodyard was the recipient of the 2017 Titans Walter Payton Man of the Year award. He was a three-time nominee for the Walter Payton NFL Man of the Year while with the Broncos in 2010-11 and 2013.
- Woodyard is the co-founder of The 16Ways Foundation, which recognizes an emotional need for at-risk youth. The Foundation works on a national level to develop and implement workshops, seminars, camps, and other activities. Its primary focus is to work with at-risk youth between the ages of 8 and 18 and a secondary focus on adults in employment transition.
- In addition to his work with his own foundation, Woodyard has been a tireless advocate for the work of other non-profits, including the ALS Association and Second Harvest Food Bank. For the second year in a row, Woodyard used the NFL's My Cause My Cleats platform to raise awareness and funds for ALS. Woodyard's aunt suffered from ALS leading up to her death, and Woodyard is close to former Titans linebacker Tim Shaw, who was diagnosed with ALS in 2014. Woodyard also serves as the spokesperson for Second Harvest Food Bank of Middle Tennessee.
- Woodyard has been a captain in his first four seasons with the Titans. He joined Hall of Fame running back Floyd Little as the only players in Broncos franchise history to serve as a captain in each of their first six years with the club. In 2004, Woodyard also became the first-ever Kentucky freshman to serve as a team captain.
- Woodyard and teammate Jurrell Casey coach a women's flag football team that is comprised of wives and significant others of Titans players.

WE STAND FOR

In 2018, the Titans launched [We Stand For](#) as a platform for players, coaches and front office personnel to share personal stories about newsworthy causes and charities that are important to them.

The causes range widely from personal foundations to health research, to programs that equip men, women and children with the proper resources to be successful in all areas of life.

The goal of We Stand For is to create positive dialogue around the community work of the players, bringing attention to the causes that are meaningful in their lives.

Additionally, the club pledged to match charitable contributions of the players up to \$250,000.

Among the We Stand For initiatives are the following:

Jurrell Casey — *Social injustice reform and leveling the playing field for people in need*

[In Their Own Words](#) | [The Casey Fund](#) | [Project Return](#) | [Purpose Prep](#)

Jon Robinson — *A world without juvenile diabetes*

[In Their Own Words](#) | [Juvenile Diabetes Research Foundation](#)

Ryan Succop — *Loving our neighbors and building a foundation to serve others in our local community*

[In Their Own Words](#) | [Carpenter's Square](#)

Mike Vrabel — *Equal access for educational opportunities*

[In Their Own Words](#) | [The 2nd & 7 Foundation](#)

TITANS CONTROLLING OWNER AND CO-CHAIRMAN AMY ADAMS STRUNK

"I think our fans have always heard me talk about family. The Titans is a family. To use the words "I Stand For," it wasn't the right ring. If it's someone's passionate, individual cause, it's our cause, too. We're going to get with them, stand with them and help them get that cause out there."

[Video: Why 'We Stand For' is important to Amy Adams Strunk and the Titans family](#)



Delanie Walker — *Public education*

[In Their Own Words](#) | [Delanie Walker Gives Back Foundation](#) | [Rockettown](#)

Wesley Woodyard — *Youth empowerment*

[In Their Own Words](#) | [16Ways Foundation](#)

TITANS AWARD \$450,000 IN GRANTS

Titans Owner Amy Adams Strunk Distributes \$450,000 in Grant Funding to 10 Local Non-Profits as "We Stand For" Campaign Takes Center Stage

by Jim Wyatt, TitansOnline.com
July 30, 2019

NASHVILLE, Tenn. — A year ago, the Titans launched the "We Stand For" campaign, designed to bring the public's attention to the causes that are important to the team's players, coaches and executives.

On Tuesday, it was on full display -- along with some big checks handed out by controlling owner Amy Adams Strunk.

Several of the team's leaders, including general manager Jon Robinson, head coach Mike Vrabel and three players -- tight end Delanie Walker, linebacker Wesley Woodyard, and defensive lineman Jurrell Casey -- were on hand for a community engagement panel at Nissan Stadium, where they discussed the causes that are dear to them.

Then, Amy Adams Strunk handed out \$450,000 in grant funding to 10 local non-profit organizations at the end of a luncheon.

"Mike said, 'We're all family,' and what they stand for, we stand for," Strunk said. "We want to be a part of the community and be a part of the change, and just be good Samaritans. (Our players) take their feelings about this community (seriously) -- they're so strong. And they just want to do what they can to make it a better place. Nashville is great, but we can always be better."

"Today was fun. It was a surprise (to the check recipients) and that made it even more fun. ... It just means so much that we have taken on different causes now that maybe we wouldn't have thought about if our players hadn't brought them to us. I think it's a great thing."

The grants handed out on Tuesday ranged from \$25,000 to \$100,000 and support non-profit organizations in the spaces of education, African American history and culture, social justice, diversionary and re-entry programs, immigrant outreach and domestic violence and sexual assault.

The \$100,000 grant recipients:

- * National Museum of African American Music
- * NAACP Freedom Fund

The \$50,000 grant recipients:

- * Community Achieves by Metro Nashville Public Schools
- * Nashville GRAD



The \$25,000 grant recipients:

- * Project Return
- * Davidson County Drug Court Program (DC4)
- * Thistle Farms
- * Sexual Assault Center
- * Nashville International Center for Empowerment
- * Conexion Americas

[WATCH: Strunk, Robinson, Vrabel, Titans players on hand as organizations receive grant funding](#)

Grant recipients were selected not only on merit but also based on their affiliation with a cause identified as important to a player, coach or executive through the team's "We Stand For" campaign.

The organization's hope for the "We Stand For" campaign is to foster positive dialogue around the community work of its players and executives and raise awareness for the associated causes. The campaign was launched to give Titans players, coaches and front office a platform to better showcase causes and charities that are important to them, and to foster positive dialogue around their community and the work of their associated charities.

Along with his wife Ryann, the Caseys established the Casey Fund, a nonprofit dedicated to addressing the needs of at-risk youth as well as formerly incarcerated individuals by raising money for re-entry programs, inner-city youth programs, mentoring, and halfway houses.

Casey said the organization's work in the community -- and Strunk's generosity -- has inspired everyone to do more.

"It's unbelievable," said Casey, the 2018 Titans recipient of the Walter Payton Man of the Year award. "For you to have an owner and an organization to do something this incredible in the community, something we fight for all the time. ... For Amy to do something like this, I am baffled, I am speechless. She has done something so amazing it touches my heart down deep."

TITANS ON SOCIAL MEDIA

Team Website www.TitansOnline.com
 Mobile Website m.titansonline.com
 Facebook @Titans
 Instagram @Titans
 Snapchat nfltitans
 Twitter @Titans
 YouTube /titans

Follow individual Titans players at their personal accounts:

| PLAYER |  |  |
|------------------------|---|---|
| LB Daren Bates | @DB_5trey | @weslynn_son56 |
| WR Cameron Batson | @killacam_3_ | @camb_13 |
| FB/RB Khari Blasingame | @KB_TwoThree | @kb_twothree |
| DE Amani Bledsoe | @Amani_Bledsoe | @homeboymoose |
| LS Beau Brinkley | | @brinkley486 |
| CB Tramaine Brock | @T26Brock | @tramainebrock |
| WR A.J. Brown | @Brown1Arthur | @1k_alwaysopen |
| LB Jayon Brown | @jayonbrown12 | @jayonbrown12 |
| CB Malcolm Butler | @Mac_BZ | @Mac_BZ |
| S Kevin Byard | @KB31_Era | @KB31_savage |
| DT Jurrell Casey | @Jurrellc | @tattedmonster99 |
| T Jack Conklin | @jack_conklin78 | @jack_conklin78 |
| OLB Kamalei Correa | @kamalei_correa | @kamalei_correa |
| DB Dane Cruikshank | @Dane2Smooove | @Dane2Smooove |
| WR Corey Davis | @TheCDavis84 | @coreydavis84 |
| OL Nate Davis | @nate_davis73 | @nate.davis64 |
| WR Rashard Davis | @rasharddavis6 | @sweetfeet6_ |
| RB Dalyn Dawkins | @DDawki | @totedatrockuno |
| DE Matt Dickerson | @doublemicky | @mattmicky |
| G Jamil Douglas | @jamildouglas_ | @jamil |
| LB Rashaan Evans | @616evans4 | @r.blade_ |
| TE Anthony Firkser | | @asapfirk |
| RB David Fluellen | @DavidFluellenJr | @DavidFluellenJr |
| OLB Reggie Gilbert | | @reggiegilbert_8 |
| LB Nigel Harris | @wiz_kidnookie7 | @wiz_kidnookie7 |
| RB Derrick Henry | @KingHenry_2 | @last_king_2 |
| TE Parker Hesse | @trueblue_hesse | @truebluehesse |
| WR Cody Hollister | @C_hollister81 | @codyhollister |
| DB Amani Hooker | @amaniball | @amanihooker27 |
| WR Adam Humphries | @adamhumphries13 | @adamhumphries10 |
| DT Joey Ivie | @joeyivie | |
| CB Adoree' Jackson | @adoreeknows | @adoreeknows |
| WR Darius Jennings | @dariusjennings_ | @dariusjennings_ |
| DL Austin Johnson | @AJohn15 | @ajohn_94 |
| C Ben Jones | | @jones60ben |
| DL DaQuan Jones | @RiDQulous_98 | @dqj_90 |
| K Greg Joseph | @greg_joseph1 | @gregj711 |
| CB Joshua Kalu | @BluesKalus | @BluesKalus |
| T/G Dennis Kelly | @denniskelly67 | @denniskelly67 |
| P Brett Kern | @brett kern6 | @brett kern6 |
| OLB Harold Landry III | @haroldlandry | @haroldlandry |
| T Taylor Lewan | @TaylorLewan77 | @taylorlewan |
| RB Dion Lewis | @DionLewisRB | @d_lew33 |
| LB David Long Jr. | @David__Long | @davidlongjr__ |
| DT Isaiah Mack | @imack98 | |
| CB Chris Milton | @cmilt912 | @cmilt_ |
| C Daniel Munyer | | @bigmuney52 |
| CB Kareem Orr | @reemknows1 | @kareemorr1 |
| G/T Kevin Pamphile | @KevinPamphile64 | @kevin_pamphile64 |
| TE MyCole Pruitt | @flyyCole_x4 | @flyycole_x4 |

PLAYER



| | | |
|-----------------------|------------------|------------------|
| OL David Quessenberry | @davidqberry | @davidqberry |
| WR Kalif Raymond | | @kalifraymond7 |
| OLB Derick Roberson | @DerickJRoberson | |
| CB Logan Ryan | @realloganryan | @loganryan |
| G Rodger Saffold | @Rodger_Saffold | @rsaff76 |
| WR Tajaé Sharpe | @show19ine | @show19ine |
| DL Jeffery Simmons | @grindsimmons94 | @jsimmons_94 |
| CB LeShaun Sims | @leshaunsims | @leshauns36 |
| TE Jonnu Smith | @Easymoney_81 | @jonnusmith81 |
| CB Tye Smith | @TyeSmithCB | @tyesmith |
| K Ryan Succop | @ryansuccop | @ryansuccop06 |
| QB Ryan Tannehill | @ryantannehill1 | @rtannehill17 |
| S Kenny Vaccaro | @KennyVaccaro4 | @kennyvaccaro |
| OLB Cameron Wake | @kold91 | @ninety1 |
| OLB D'Andre Walker | @DAndreWalker15 | @DAndreWalker15 |
| TE Delanie Walker | @delaniewalker82 | @delaniewalker82 |
| OLB Jordan Williams | @mr_rockytop | @mr_rockytop |
| QB Logan Woodside | @lwoodsideqb5 | @doubleunologs_ |
| LB Wesley Woodyard | @wooddro52 | @wooddro52 |

MEDIA CONTACT INFORMATION

Titans Practice Facility/Training Camp Site:

Saint Thomas Sports Park
 460 Great Circle Road
 Nashville, TN 37228

Nissan Stadium:

One Titans Way
 Nashville, TN 37213

Media-Only Website/Credential Application:

www.titansonline.com/media/credentials (username and password available through Titans media relations)

Phone:

(615) 565-4000 (main)
 (615) 565-4100 (media relations)
 (615) 565-4200 (ticket office)

Titans Media Relations:

Senior Director of Communications
 Robbie Bohren, (615) 565-4101
rbohren@titans.nfl.com
 Assistant Director of Media Relations
 Dwight Spradlin, (615) 565-4102
dspradlin@titans.nfl.com
 Media Relations Manager
 Jared Puffer, (615) 565-4107
jpuffer@titans.nfl.com
 Media Relations Coordinator
 Kim Smith, (615) 565-4103
ksmith@titans.nfl.com
 Media Relations Seasonal Assistant
 Geordan Powell, (615) 565-4123
gpowell@titans.nfl.com



TITANS TV RATINGS

2019 Titans television ratings in the Nashville market:

| Date/Opponent | Day/Time | Network | Rating/Share | Rank |
|------------------------------------|----------------|-----------|----------------|------|
| 9/8 at Cle | Sun. noon | CBS | 24.5/44 | 1 |
| 9/15 vs Ind | Sun. noon | CBS | 24.8/48 | 1 |
| 9/19 at Jax | Thu. 7:20 p.m. | NFLN/WZTV | 21.2/35 | 1 |
| 9/29 at Atl | Sun. noon | CBS | 25.0/45 | 1 |
| 10/6 vs Buf | Sun. noon | CBS | 22.6/43 | 1 |
| 10/13 at Den | Sun. 3:25 p.m. | CBS | 24.6/43 | 1 |
| 10/20 vs LAC | Sun. 3:05 p.m. | CBS | 24.1/43 | 1 |
| 10/27 vs TB | Sun. noon | FOX | 21.2/43 | 1 |
| 11/3 at Car | Sun. noon | CBS | 21.3/43 | 1 |
| 11/10 vs KC | Sun. noon | CBS | 24.2/48 | 1 |
| 11/24 vs Jax | Sun. 3:05 p.m. | CBS | 21.9/38 | 1 |
| 12/1 at Ind | Sun. noon | CBS | 24.0/46 | 1 |
| 12/8 at Oak | Sun. 3:25 p.m. | CBS | 27.1/46 | 1 |
| 12/15 vs Hou | Sun. noon | CBS | 27.2/51 | 1 |
| 12/22 vs NO | Sun. noon | FOX | 23.7/45 | 1 |
| 12/29 at Hou | Sun. noon | CBS | 28.8/47 | 1 |
| 2019 Regular Season Average | | | 24.1/44 | |
| Postseason | | | | |
| 1/4 at NE | Sat. 7:15 p.m. | CBS | 39.3/60 | 1 |
| 1/11 at Bal | Sat. 7:15 p.m. | CBS | 42.3/64 | 1 |
| 1/19 at KC | Sun. 2:05 p.m. | CBS | 46.0/70 | 1 |
| 2019 Postseason Average | | | 42.5/65 | |

Note: One rating point is equal to 10,218 TV homes in the Nashville television market

Previous yearly Titans television ratings in the Nashville market (regular season only):

| Season | Rtg/Shr | Season | Rtg/Shr | Season | Rtg/Shr |
|--------|---------|--------|---------|--------|---------|
| 2018 | 22.7/39 | 2011 | 27.7/46 | 2004 | 26.5/48 |
| 2017 | 19.9/35 | 2010 | 30.2/50 | 2003 | 33.4/57 |
| 2016 | 22.0/38 | 2009 | 30.9/50 | 2002 | 26.8/49 |
| 2015 | 21.3/37 | 2008 | 32.4/55 | 2001 | 24.5/42 |
| 2014 | 20.7/36 | 2007 | 28.6/49 | 2000 | 29.1/50 |
| 2013 | 25.0/41 | 2006 | 23.0/42 | 1999 | 19.8/35 |
| 2012 | 23.5/39 | 2005 | 21.8/42 | | |




TITANS RADIO AFFILIATES

Titans Radio brings football to fans across the Mid-South in one of the NFL's largest radio networks, including Nashville flagship 104.5 The Zone.

Play-by-play announcer **Mike Keith** connection with pro football across the Mid-South dates back to 1996, a year before the Oilers arrived in Tennessee, and he became the "Voice of the Titans" in 1999. Former Titans assistant coach and NFL head coach **Dave McGinnis** began serving as Titans Radio's color analyst in 2017, while Titans Radio gameday host **Rhett Bryan's** involvement with the broadcast dates back to 1997. **Jonathan Hutton** has been a member of the Titans Radio gameday crew since 2014, while **Amie Wells** has been reporting on the sidelines since 2018.

TITANS RADIO AFFILIATES:

| | | | | | | | |
|------------------|------|----|-------|-----------------|------|----|-------|
| Flagship | | | | Union City | WQAK | FM | 105.7 |
| Nashville | WGFX | FM | 104.5 | Waverly | WQMV | FM | 93.5 |
| Tennessee | | | | | | AM | 1060 |
| Camden | WRJB | FM | 95.9 | Winchester | WCDT | AM | 1340 |
| | WFWL | AM | 1220 | Alabama | | | |
| Centerville | WNKX | FM | 96.7 | Birmingham | WJOX | FM | 94.5 |
| Chattanooga | WGOW | FM | 102.3 | Florence | WQLT | FM | 107.3 |
| | | AM | 1150 | Huntsville | WUMP | AM | 730 |
| Clarksville | WKFN | AM | 540 | | | FM | 103.9 |
| | | FM | 104.1 | Huntsville | WVNN | AM | 770 |
| Cleveland | WCLE | FM | 104.1 | | | FM | 92.5 |
| Columbia | WMCP | AM | 1280 | Scottsboro | WWIC | AM | 1050 |
| Cookeville | WKXD | FM | 106.9 | Kentucky | | | |
| Fayetteville | WYTM | FM | 105.5 | Benton | WCBL | AM | 1290 |
| Jackson | WZDQ | FM | 102.3 | Bowling Green | WPTQ | FM | 105.3 |
| Knoxville | WOKI | FM | 98.7 | Cadiz | WKDZ | FM | 106.5 |
| Lawrenceburg | WTNX | FM | 106.7 | Elizabethtown | WIEL | FM | 106.1 |
| Lebanon | WANT | FM | 98.9 | | | AM | 1400 |
| Lebanon | WCOR | AM | 1490 | Hardinsburg | WXBC | FM | 104.3 |
| Lewisburg | WJIM | FM | 94.3 | Henderson | WSO | AM | 860 |
| Manchester | WMSR | FM | 107.9 | | | FM | 96.5 |
| | | AM | 1230 | Madisonville | WWKY | FM | 97.7 |
| Memphis | WMFS | FM | 92.9 | Owensboro | WVJS | FM | 92.9 |
| | | AM | 680 | | | AM | 1420 |
| Memphis | WMC | AM | 790 | Paducah | WPAD | FM | 99.5 |
| Morristown | WCRK | FM | 105.7 | | | AM | 1560 |
| Nashville | WGFX | FM | 104.5 | Hawaii | | | |
| Pulaski | WKS | FM | 100.9 | Honolulu | KIKI | AM | 990 |
| | | AM | 1420 | | | | |
| Tri-Cities | WXSM | AM | 640 | | | | |



Click to access the 2019 Titans Media Guide

2019 NFL DIVISIONAL STANDINGS

| AFC East | | | | | | | | | NFC East | | | | | | | | |
|-------------------------|----|----|-----|------|------|-----|------|------|--------------------------|----|----|-----|------|-------|-------|------|-------|
| W | L | T | Pct | Home | Road | Div | Conf | | W | L | T | Pct | Home | Road | Div | Conf | |
| yx-New England Patriots | 12 | 4 | 0 | .750 | 6-2 | 6-2 | 5-1 | 8-4 | yx-Philadelphia Eagles | 9 | 7 | 0 | .563 | 5-3 | 4-4 | 5-1 | 7-5 |
| x-Buffalo Bills | 10 | 6 | 0 | .625 | 4-4 | 6-2 | 3-3 | 7-5 | Dallas Cowboys | 8 | 8 | 0 | .500 | 5-3 | 3-5 | 5-1 | 7-5 |
| New York Jets | 7 | 9 | 0 | .438 | 5-3 | 2-6 | 2-4 | 4-8 | New York Giants | 4 | 12 | 0 | .250 | 2-6 | 2-6 | 2-4 | 3-9 |
| Miami Dolphins | 5 | 11 | 0 | .313 | 3-5 | 2-6 | 2-4 | 4-8 | Washington Redskins | 3 | 13 | 0 | .188 | 1-7 | 2-6 | 0-6 | 2-10 |
| AFC North | | | | | | | | | NFC North | | | | | | | | |
| W | L | T | Pct | Home | Road | Div | Conf | | W | L | T | Pct | Home | Road | Div | Conf | |
| *zyx-Baltimore Ravens | 14 | 2 | 0 | .875 | 7-1 | 7-1 | 5-1 | 10-2 | zyx-Green Bay Packers | 13 | 3 | 0 | .813 | 7-1 | 6-2 | 6-0 | 10-2 |
| Pittsburgh Steelers | 8 | 8 | 0 | .500 | 5-3 | 3-5 | 3-3 | 6-6 | Minnesota Vikings | 10 | 6 | 0 | .625 | 6-2 | 4-4 | 2-4 | 7-5 |
| Cleveland Browns | 6 | 10 | 0 | .375 | 4-4 | 2-6 | 3-3 | 6-6 | Chicago Bears | 8 | 8 | 0 | .500 | 4-4 | 4-4 | 4-2 | 7-5 |
| Cincinnati Bengals | 2 | 14 | 0 | .125 | 2-6 | 0-8 | 1-5 | 2-10 | Detroit Lions | 3 | 12 | 1 | .219 | 2-6 | 1-6-1 | 0-6 | 2-9-1 |
| AFC South | | | | | | | | | NFC South | | | | | | | | |
| W | L | T | Pct | Home | Road | Div | Conf | | W | L | T | Pct | Home | Road | Div | Conf | |
| yx-Houston Texans | 10 | 6 | 0 | .625 | 5-3 | 5-3 | 4-2 | 8-4 | yx-New Orleans Saints | 13 | 3 | 0 | .813 | 6-2 | 7-1 | 5-1 | 9-3 |
| x-Tennessee Titans | 9 | 7 | 0 | .563 | 4-4 | 5-3 | 3-3 | 7-5 | Atlanta Falcons | 7 | 9 | 0 | .438 | 3-5 | 4-4 | 4-2 | 6-6 |
| Indianapolis Colts | 7 | 9 | 0 | .438 | 5-3 | 2-6 | 3-3 | 5-7 | Tampa Bay Buccaneers | 7 | 9 | 0 | .438 | 2-6 | 5-3 | 2-4 | 5-7 |
| Jacksonville Jaguars | 6 | 10 | 0 | .375 | 3-5 | 3-5 | 2-4 | 6-6 | Carolina Panthers | 5 | 11 | 0 | .313 | 2-6 | 3-5 | 1-5 | 2-10 |
| AFC West | | | | | | | | | NFC West | | | | | | | | |
| W | L | T | Pct | Home | Road | Div | Conf | | W | L | T | Pct | Home | Road | Div | Conf | |
| zyx-Kansas City Chiefs | 12 | 4 | 0 | .750 | 5-3 | 7-1 | 6-0 | 9-3 | *zyx-San Francisco 49ers | 13 | 3 | 0 | .813 | 6-2 | 7-1 | 5-1 | 10-2 |
| Denver Broncos | 7 | 9 | 0 | .438 | 5-3 | 2-6 | 3-3 | 6-6 | x-Seattle Seahawks | 11 | 5 | 0 | .688 | 4-4 | 7-1 | 3-3 | 8-4 |
| Oakland Raiders | 7 | 9 | 0 | .438 | 5-3 | 2-6 | 3-3 | 5-7 | Los Angeles Rams | 9 | 7 | 0 | .563 | 5-3 | 4-4 | 3-3 | 7-5 |
| Los Angeles Chargers | 5 | 11 | 0 | .313 | 2-6 | 3-5 | 0-6 | 3-9 | Arizona Cardinals | 5 | 10 | 1 | .344 | 2-5-1 | 3-5 | 1-5 | 3-8-1 |

x - clinched playoff berth
z - clinched first-round bye

y - clinched division title
* - clinched home-field advantage

TITANS OFFENSIVE AND DEFENSIVE RANKINGS BY THE WEEK AND BY THE SEASON

Offensive rankings in 2019 by the week based on yardage, followed by yearly rankings since 1999:

| 2019 Season | | NFL Offense | | | AFC Offense | | |
|-------------|--------|-------------|------|------|-------------|------|------|
| Week | Opp. | Tot | Rush | Pass | Tot | Rush | Pass |
| 1 | at Cle | 19 | 9T | 17T | 10 | 5 | 10 |
| 2 | Ind | 27 | 11 | 27 | 13 | 6 | 13 |
| 3 | at Jax | 27 | 12 | 28 | 13 | 5 | 14 |
| 4 | at Atl | 26 | 12 | 28 | 13 | 7 | 14 |
| 5 | Buf | 27 | 16 | 28 | 13 | 8 | 14 |
| 6 | at Den | 27 | 19 | 29 | 13 | 9 | 14 |
| 7 | LAC | 26 | 19 | 27 | 12 | 9 | 13 |
| 8 | TB | 27 | 20 | 27 | 13 | 9 | 13 |
| 9 | at Car | 26 | 18 | 24 | 12 | 9 | 11 |
| 10 | KC | 25 | 15 | 26 | 11 | 8 | 12 |
| 11 | Bye | 26 | 15 | 26 | 12 | 8 | 12 |
| 12 | Jax | 24 | 11 | 25 | 11 | 6 | 11 |
| 13 | at Ind | 24 | 9 | 27 | 11 | 5 | 13 |
| 14 | at Oak | 17 | 8 | 22 | 8 | 5 | 9 |
| 15 | Hou | 15T | 9 | 20 | 6 | 5 | 8 |
| 16 | NO | 15 | 7 | 22 | 6 | 4 | 9 |
| 17 | at Hou | 12 | 3 | 21 | 5 | 2 | 9 |

Final regular season team rankings:

| | | | | | | |
|----------------|----|----|-----|----|----|----|
| Titans in 2018 | 25 | 7 | 29 | 11 | 3 | 14 |
| Titans in 2017 | 23 | 15 | 23 | 9 | 8 | 11 |
| Titans in 2016 | 11 | 3 | 25 | 5 | 2 | 11 |
| Titans in 2015 | 30 | 25 | 25T | 16 | 10 | 14 |
| Titans in 2014 | 29 | 26 | 22 | 14 | 14 | 11 |
| Titans in 2013 | 22 | 14 | 21 | 11 | 7 | 11 |
| Titans in 2012 | 26 | 21 | 22 | 12 | 10 | 11 |
| Titans in 2011 | 17 | 31 | 12 | 8 | 16 | 5 |
| Titans in 2010 | 27 | 17 | 25 | 15 | 10 | 13 |
| Titans in 2009 | 12 | 2 | 23 | 6 | 2 | 10 |
| Titans in 2008 | 21 | 7 | 27 | 10 | 3 | 12 |
| Titans in 2007 | 21 | 5 | 27 | 10 | 3 | 14 |
| Titans in 2006 | 27 | 5 | 30 | 12 | 3 | 15 |
| Titans in 2005 | 17 | 23 | 9 | 10 | 12 | 5 |
| Titans in 2004 | 11 | 14 | 10 | 6 | 10 | 5 |
| Titans in 2003 | 8 | 26 | 5 | 4 | 14 | 3 |
| Titans in 2002 | 17 | 11 | 20 | 9 | 7 | 11 |
| Titans in 2001 | 8 | 12 | 8T | 5 | 8 | 4 |
| Titans in 2000 | 14 | 7 | 16 | 8 | 6 | 8 |
| Titans in 1999 | 13 | 13 | 13T | 6 | 9 | 5T |

Defensive rankings in 2019 by the week based on yardage, followed by yearly rankings since 1999:

| 2019 Season | | NFL Defense | | | AFC Defense | | |
|-------------|--------|-------------|------|------|-------------|------|------|
| Week | Opp. | Tot | Rush | Pass | Tot | Rush | Pass |
| 1 | at Cle | 13 | 14 | 14 | 6 | 7 | 7 |
| 2 | Ind | 10 | 26 | 2 | 5 | 13 | 1 |
| 3 | at Jax | 7 | 21 | 3 | 3 | 12 | 2 |
| 4 | at Atl | 14 | 15 | 14 | 5 | 7 | 7 |
| 5 | Buf | 9 | 14 | 10 | 4 | 7 | 6 |
| 6 | at Den | 8 | 15 | 6 | 5 | 7 | 5 |
| 7 | LAC | 8 | 12 | 10 | 4 | 6 | 7 |
| 8 | TB | 9 | 12 | 15 | 4 | 6 | 9 |
| 9 | at Car | 13 | 15 | 17 | 6 | 6 | 10 |
| 10 | KC | 18 | 12 | 21 | 11 | 6 | 12 |
| 11 | Bye | 18 | 14 | 22 | 11 | 7 | 13 |
| 12 | Jax | 17 | 13 | 24 | 10 | 6 | 14 |
| 13 | at Ind | 21 | 11 | 27 | 12 | 5 | 15 |
| 14 | at Oak | 19 | 10 | 26 | 10 | 6 | 14 |
| 15 | Hou | 19 | 13 | 25 | 11 | 7 | 14 |
| 16 | NO | 21 | 12T | 24 | 12 | 7T | 13 |
| 17 | at Hou | 21 | 12 | 24 | 11 | 7 | 13 |

Final regular season team rankings:

| | | | | | | |
|----------------|-----|-----|----|----|----|----|
| Titans in 2018 | 8 | 18 | 6 | 5 | 8 | 4 |
| Titans in 2017 | 13 | 4 | 25 | 5 | 1 | 12 |
| Titans in 2016 | 20 | 2 | 30 | 11 | 1 | 16 |
| Titans in 2015 | 12 | 18 | 7 | 8 | 12 | 3 |
| Titans in 2014 | 27 | 31 | 15 | 16 | 15 | 9 |
| Titans in 2013 | 14 | 20 | 11 | 8 | 8 | 6 |
| Titans in 2012 | 27 | 24 | 26 | 15 | 11 | 14 |
| Titans in 2011 | 18T | 24 | 14 | 11 | 11 | 10 |
| Titans in 2010 | 26 | 20 | 29 | 13 | 10 | 14 |
| Titans in 2009 | 28 | 11T | 31 | 14 | 5T | 16 |
| Titans in 2008 | 7 | 6 | 9 | 3 | 3 | 4 |
| Titans in 2007 | 5 | 5 | 10 | 4 | 3 | 9 |
| Titans in 2006 | 32 | 30 | 27 | 16 | 15 | 15 |
| Titans in 2005 | 19 | 22 | 17 | 10 | 11 | 7 |
| Titans in 2004 | 27 | 18 | 26 | 13 | 11 | 12 |
| Titans in 2003 | 12 | 1 | 30 | 9 | 1 | 15 |
| Titans in 2002 | 10 | 2 | 25 | 5 | 2 | 13 |
| Titans in 2001 | 25 | 5 | 31 | 15 | 3 | 16 |
| Titans in 2000 | 1 | 3 | 1 | 1 | 2 | 1 |
| Titans in 1999 | 17 | 10 | 25 | 12 | 6 | 15 |

TENNESSEE TITANS OFFENSIVE AND DEFENSIVE STATS, 1999-2019 (REGULAR SEASON)

| 1999-2019 TITANS - OFFENSE | | | | | | | | | | | | | | | | | | | | | |
|----------------------------|-------|-------|-------|-------|-------|-------|-------|-------|-------|-------|-------|-------|-------|-------|-------|-------|-------|-------|-------|-------|-------|
| OFFENSE | 2019 | 2018 | 2017 | 2016 | 2015 | 2014 | 2013 | 2012 | 2011 | 2010 | 2009 | 2008 | 2007 | 2006 | 2005 | 2004 | 2003 | 2002 | 2001 | 2000 | 1999 |
| GAMES (Won-Lost) | 9-7 | 9-7 | 9-7 | 9-7 | 3-13 | 2-14 | 7-9 | 6-10 | 9-7 | 6-10 | 8-8 | 13-3 | 10-6 | 8-8 | 4-12 | 5-11 | 12-4 | 11-5 | 7-9 | 13-3 | 13-3 |
| FIRST DOWNS | 317 | 289 | 290 | 322 | 298 | 258 | 311 | 260 | 281 | 252 | 288 | 268 | 306 | 261 | 279 | 308 | 310 | 312 | 288 | 299 | 294 |
| Rushing | 104 | 106 | 97 | 115 | 66 | 75 | 103 | 70 | 71 | 73 | 115 | 108 | 118 | 105 | 72 | 85 | 84 | 112 | 87 | 107 | 109 |
| Passing | 177 | 156 | 157 | 175 | 195 | 159 | 172 | 166 | 185 | 155 | 154 | 143 | 171 | 133 | 191 | 200 | 211 | 182 | 179 | 167 | 167 |
| Penalty | 36 | 27 | 36 | 32 | 37 | 24 | 36 | 24 | 25 | 24 | 19 | 17 | 17 | 23 | 16 | 23 | 15 | 18 | 22 | 25 | 18 |
| YDS GAINED (tot) | 5,805 | 4,998 | 5,024 | 5,728 | 4,988 | 4,859 | 5,390 | 5,010 | 5,361 | 4,834 | 5,623 | 5,018 | 4,987 | 4,810 | 5,122 | 5,487 | 5,501 | 5,272 | 5,352 | 5,350 | 5,296 |
| Avg per Game | 362.8 | 312.4 | 314.0 | 358.0 | 311.8 | 303.7 | 336.9 | 313.1 | 335.1 | 302.1 | 351.4 | 313.6 | 311.7 | 300.6 | 320.1 | 342.9 | 343.8 | 329.5 | 334.5 | 334.4 | 331.0 |
| RUSHING (net) | 2223 | 2,023 | 1,833 | 2,187 | 1,485 | 1,447 | 1,894 | 1,687 | 1,438 | 1,727 | 2,592 | 2,199 | 2,109 | 2,214 | 1,525 | 1,871 | 1,623 | 1,952 | 1,794 | 2,085 | 1,811 |
| Avg per Game | 138.9 | 126.4 | 114.6 | 136.7 | 92.8 | 90.4 | 118.4 | 105.4 | 89.9 | 107.9 | 162.0 | 137.4 | 131.8 | 138.4 | 95.3 | 116.9 | 101.4 | 122.0 | 112.1 | 130.3 | 113.2 |
| Rushes | 445 | 454 | 443 | 476 | 371 | 356 | 462 | 378 | 376 | 406 | 499 | 508 | 543 | 469 | 397 | 420 | 486 | 511 | 468 | 546 | 459 |
| Yards per Rush | 5.0 | 4.5 | 4.1 | 4.6 | 4.0 | 4.1 | 4.1 | 4.5 | 3.8 | 4.3 | 5.2 | 4.3 | 3.9 | 4.7 | 3.8 | 4.5 | 3.3 | 3.8 | 3.8 | 3.8 | 3.9 |
| PASSING (net) | 3,582 | 2,975 | 3,191 | 3,541 | 3,503 | 3,412 | 3,496 | 3,323 | 3,923 | 3,107 | 3,031 | 2,819 | 2,878 | 2,596 | 3,597 | 3,616 | 3,878 | 3,320 | 3,558 | 3,265 | 3,485 |
| Avg per Game | 223.9 | 185.9 | 199.4 | 221.3 | 218.9 | 213.3 | 218.5 | 207.7 | 245.2 | 194.2 | 189.4 | 176.2 | 179.9 | 162.3 | 224.8 | 226.0 | 242.4 | 207.5 | 222.4 | 204.1 | 217.8 |
| Passes Att. | 448 | 437 | 496 | 504 | 551 | 513 | 533 | 540 | 584 | 474 | 476 | 453 | 464 | 447 | 594 | 589 | 502 | 500 | 515 | 462 | 527 |
| Completed | 297 | 293 | 306 | 307 | 342 | 299 | 328 | 318 | 353 | 273 | 271 | 265 | 288 | 226 | 358 | 356 | 315 | 306 | 307 | 286 | 304 |
| Pct Completed | 66.3 | 67.0 | 61.7 | 60.9 | 62.1 | 58.3 | 61.5 | 58.9 | 60.4 | 57.6 | 56.9 | 58.5 | 62.1 | 50.6 | 60.3 | 60.4 | 62.7 | 61.2 | 59.6 | 61.9 | 57.7 |
| Yards Gained | 3,956 | 3,255 | 3,394 | 3,720 | 3,893 | 3,738 | 3,710 | 3,577 | 4,113 | 3,278 | 3,104 | 2,902 | 3,077 | 2,748 | 3,797 | 3,933 | 4,031 | 3,441 | 3,867 | 3,430 | 3,622 |
| Sacked | 56 | 47 | 35 | 28 | 54 | 50 | 37 | 39 | 24 | 27 | 15 | 12 | 30 | 29 | 31 | 44 | 25 | 21 | 43 | 28 | 25 |
| Yards Lost | 374 | 280 | 203 | 179 | 390 | 326 | 214 | 254 | 190 | 171 | 73 | 83 | 199 | 152 | 200 | 317 | 153 | 121 | 309 | 165 | 137 |
| Had Intercepted | 8 | 12 | 17 | 11 | 17 | 16 | 16 | 16 | 14 | 15 | 15 | 9 | 17 | 19 | 14 | 19 | 9 | 15 | 17 | 16 | 13 |
| Yards Opp Ret | 204 | 219 | 262 | 203 | 263 | 214 | 132 | 260 | 167 | 120 | 121 | 88 | 116 | 250 | 293 | 306 | 264 | 179 | 163 | 236 | 227 |
| Opp TDs on Int | 0 | 1 | 2 | 3 | 3 | 1 | 1 | 4 | 3 | 1 | 0 | 0 | 0 | 2 | 4 | 2 | 3 | 2 | 2 | 3 | 2 |
| PUNTS | 78 | 75 | 75 | 77 | 88 | 89 | 79 | 83 | 86 | 77 | 69 | 87 | 73 | 88 | 78 | 79 | 71 | 66 | 85 | 76 | 90 |
| Avg Yards | 47.1 | 46.4 | 49.7 | 44.2 | 47.4 | 46.3 | 42.9 | 46.4 | 43.6 | 42.9 | 43.4 | 42.8 | 41.9 | 42.7 | 43.2 | 42.9 | 43.9 | 41.3 | 42.0 | 40.8 | 42.5 |
| PUNT RETURNS | 22 | 27 | 36 | 30 | 38 | 30 | 31 | 31 | 47 | 27 | 33 | 34 | 42 | 37 | 45 | 40 | 37 | 28 | 36 | 53 | 40 |
| Avg Return | 7.7 | 8.8 | 8.5 | 7.9 | 8.1 | 6.9 | 7.7 | 15.3 | 10.4 | 12.2 | 6.7 | 9.7 | 8.7 | 12.6 | 9.3 | 4.3 | 11.6 | 7.8 | 7.8 | 12.7 | 9.0 |
| Returned for TD | 0 | 0 | 0 | 0 | 0 | 0 | 0 | 3 | 1 | 1 | 0 | 0 | 0 | 3 | 1 | 0 | 1 | 0 | 0 | 1 | 1 |
| KICKOFF RETURNS | 30 | 23 | 28 | 33 | 33 | 48 | 44 | 63 | 32 | 64 | 69 | 52 | 52 | 79 | 70 | 79 | 68 | 50 | 71 | 47 | 56 |
| Avg Return | 21.3 | 32.0 | 22.1 | 19.1 | 20.6 | 23.4 | 24.9 | 23.6 | 26.0 | 24.3 | 20.5 | 25.4 | 21.1 | 23.2 | 24.2 | 19.7 | 19.1 | 19.6 | 19.9 | 26.1 | 18.6 |
| Returned for TD | 0 | 1 | 0 | 0 | 0 | 0 | 0 | 1 | 1 | 1 | 0 | 0 | 0 | 0 | 0 | 0 | 0 | 0 | 1 | 0 | 0 |
| PENALTIES | 99 | 82 | 85 | 110 | 93 | 111 | 101 | 106 | 104 | 128 | 98 | 108 | 101 | 94 | 125 | 110 | 110 | 112 | 119 | 107 | 114 |
| Yards Penalized | 932 | 727 | 785 | 1,012 | 779 | 961 | 900 | 847 | 960 | 1,040 | 821 | 855 | 773 | 803 | 1,002 | 923 | 887 | 891 | 1,025 | 870 | 1,069 |
| FUMBLES BY | 21 | 18 | 10 | 17 | 25 | 23 | 27 | 21 | 17 | 22 | 27 | 18 | 32 | 29 | 27 | 33 | 24 | 20 | 18 | 24 | 17 |
| Fumbles Lost | 9 | 6 | 8 | 7 | 16 | 10 | 9 | 12 | 8 | 14 | 16 | 8 | 17 | 7 | 12 | 12 | 12 | 10 | 11 | 14 | 9 |
| Opp Fumbles | 16 | 14 | 23 | 12 | 16 | 7 | 24 | 15 | 20 | 25 | 20 | 28 | 26 | 19 | 20 | 22 | 21 | 22 | 21 | 39 | 39 |
| Opp Fum Lost | 9 | 6 | 9 | 6 | 8 | 4 | 12 | 5 | 12 | 8 | 7 | 11 | 12 | 11 | 11 | 12 | 13 | 11 | 11 | 13 | 24 |
| POSS. TIME (avg) | 28:31 | 29:28 | 29:51 | 30:32 | 29:25 | 27:31 | 30:00 | 27:18 | 27:52 | 25:54 | 28:27 | 29:09 | 31:38 | 27:17 | 31:13 | 31:40 | 32:52 | 32:47 | 31:29 | 33:48 | 31:30 |
| TOUCHDOWNS | 54 | 34 | 33 | 46 | 37 | 28 | 41 | 36 | 34 | 40 | 39 | 41 | 28 | 36 | 33 | 41 | 48 | 42 | 39 | 38 | 46 |
| Rushing | 21 | 15 | 18 | 16 | 10 | 6 | 16 | 10 | 8 | 13 | 19 | 24 | 17 | 15 | 8 | 12 | 11 | 16 | 12 | 14 | 19 |
| Passing | 29 | 16 | 14 | 29 | 25 | 20 | 22 | 17 | 22 | 24 | 16 | 13 | 9 | 13 | 20 | 27 | 30 | 22 | 23 | 18 | 23 |
| Returns | 4 | 3 | 1 | 1 | 2 | 2 | 3 | 9 | 4 | 3 | 4 | 4 | 2 | 8 | 5 | 2 | 7 | 4 | 4 | 6 | 4 |
| EXTRA-PT KICKS | 50/52 | 28/31 | 31/33 | 39/41 | 29/31 | 27/27 | 41/41 | 35/35 | 34/34 | 38/38 | 37/37 | 40/40 | 28/28 | 32/32 | 30/32 | 39/39 | 43/44 | 36/36 | 34/35 | 37/38 | 43/43 |
| 2-PT CONVERSIONS | 1/2 | 0/1 | 0/0 | 0/5 | 3/5 | 0/1 | 0/0 | 1/1 | 0/0 | 1/2 | 1/2 | 1/1 | 0/0 | 3/3 | 0/1 | 1/2 | 3/4 | 2/6 | 3/4 | 0/0 | 1/3 |
| FIELD GOALS/FGA | 8/18 | 26/30 | 35/42 | 22/24 | 14/16 | 19/22 | 25/29 | 25/31 | 29/32 | 24/26 | 27/32 | 29/33 | 35/39 | 22/28 | 23/29 | 19/27 | 32/37 | 25/31 | 20/28 | 27/33 | 21/25 |
| POINTS SCORED | 402 | 310 | 334 | 381 | 299 | 254 | 362 | 330 | 325 | 356 | 354 | 375 | 301 | 324 | 299 | 344 | 435 | 367 | 336 | 346 | 392 |
| TURNOVER DIFF. | +6 | -1 | -4 | 0 | -14 | -10 | 0 | -4 | +1 | -4 | -4 | +14 | 0 | +2 | -6 | -1 | +13 | +4 | -4 | 0 | +19 |

1999-2019 TITANS - DEFENSE

| DEFENSE | 2019 | 2018 | 2017 | 2016 | 2015 | 2014 | 2013 | 2012 | 2011 | 2010 | 2009 | 2008 | 2007 | 2006 | 2005 | 2004 | 2003 | 2002 | 2001 | 2000 | 1999 |
|------------------|-------|-------|-------|-------|-------|-------|-------|-------|-------|-------|-------|-------|-------|-------|-------|-------|-------|-------|-------|-------|-------|
| POINTS ALLOWED | 331 | 303 | 356 | 378 | 423 | 438 | 381 | 471 | 317 | 339 | 402 | 234 | 297 | 400 | 421 | 439 | 324 | 324 | 388 | 191 | 324 |
| OPP FIRST DOWNS | 335 | 298 | 323 | 324 | 317 | 357 | 329 | 358 | 324 | 356 | 323 | 276 | 268 | 329 | 294 | 318 | 275 | 297 | 300 | 215 | 300 |
| Rushing | 95 | 98 | 68 | 70 | 101 | 119 | 108 | 122 | 111 | 107 | 89 | 81 | 80 | 121 | 89 | 99 | 79 | 75 | 79 | 62 | 81 |
| Passing | 213 | 182 | 231 | 227 | 192 | 211 | 191 | 210 | 187 | 214 | 210 | 166 | 165 | 181 | 180 | 189 | 167 | 197 | 192 | 134 | 193 |
| Penalty | 27 | 18 | 24 | 27 | 24 | 27 | 30 | 26 | 26 | 35 | 24 | 29 | 23 | 27 | 25 | 30 | 29 | 25 | 29 | 19 | 26 |
| OPP YARDS GAINED | 5,752 | 5,334 | 5,248 | 5,720 | 5,475 | 5,968 | 5,407 | 5,999 | 5,682 | 5,883 | 5,850 | 4,698 | 4,665 | 5,915 | 5,110 | 5,724 | 4,901 | 4,964 | 5,515 | 3,814 | 5,245 |
| Avg per Game | 359.5 | 333.4 | 328.0 | 357.5 | 342.2 | 373.0 | 337.9 | 374.9 | 355.1 | 367.7 | 365.6 | 293.6 | 291.6 | 369.7 | 319.4 | 357.8 | 306.3 | 310.3 | 344.7 | 238.4 | 327.8 |
| OPP RUSHING(net) | 1,672 | 1,863 | 1,420 | 1,413 | 1,797 | 2,195 | 1,795 | 2,035 | 2,053 | 1,851 | 1,711 | 1,502 | 1,478 | 2,313 | 1,894 | 1,917 | 1,295 | 1,424 | 1,431 | 1,390 | 1,550 |
| Avg per Game | 104.5 | 116.4 | 88.8 | 88.3 | 112.3 | 137.2 | 112.2 | 127.2 | 128.3 | 115.7 | 106.9 | 93.9 | 92.4 | 144.6 | 118.4 | 119.8 | 80.9 | 89.0 | 89.4 | 86.9 | 96.9 |
| Rushes | 415 | 429 | 398 | 356 | 462 | 515 | 446 | 483 | 461 | 474 | 402 | 403 | 369 | 506 | 449 | 421 | 342 | 372 | 405 | 387 | 383 |
| Yards per Rush | 4.0 | 4.3 | 3.6 | 4.0 | 3.9 | 4.3 | 4.0 | 4.2 | 4.5 | 3.9 | 4.3 | 3.7 | 4.0 | 4.6 | 4.2 | 4.6 | 3.8 | 3.8 | 3.5 | 3.6 | 4.0 |
| OPP PASSING(net) | 4,080 | 3,471 | 3,828 | 4,307 | 3,678 | 3,773 | 3,612 | 3,964 | 3,629 | 4,032 | 4,139 | 3,196 | 3,187 | 3,602 | 3,216 | 3,807 | 3,606 | 3,540 | 4,084 | 2,424 | 3,695 |
| Avg per Game | 255.0 | 216.9 | 239.3 | 269.2 | 229.9 | 235.8 | 225.8 | 247.8 | 226.8 | 252.0 | 258.7 | 199.8 | 199.2 | 225.1 | 201.0 | 237.9 | 225.4 | 221.3 | 255.3 | 151.5 | 230.9 |
| Passes Att. | 598 | 533 | 605 | 635 | 502 | 545 | 545 | 564 | 591 | 625 | 604 | 575 | 569 | 530 | 470 | 524 | 546 | 562 | 559 | 466 | 557 |
| Completed | 386 | 337 | 369 | 388 | 319 | 347 | 344 | 374 | 369 | 410 | 404 | 342 | 349 | 335 | 296 | 333 | 332 | 339 | 328 | 242 | 312 |
| Pct Completed | 64.5 | 63.2 | 61.0 | 61.1 | 63.5 | 63.7 | 63.1 | 66.3 | 62.4 | 65.6 | 66.9 | 59.5 | 61.3 | 63.2 | 63.0 | 63.5 | 60.8 | 60.3 | 58.7 | 51.9 | 56.0 |
| Sacked | 43 | 39 | 43 | 40 | 39 | 39 | 36 | 39 | 28 | 40 | 32 | 44 | 40 | 26 | 41 | 32 | 38 | 40 | 32 | 55 | 54 |
| Yards Lost | 276 | 248 | 272 | 278 | 271 | 222 | 227 | 241 | 180 | 272 | 224 | 262 | 241 | 148 | 246 | 220 | 223 | 213 | 175 | 337 | 305 |
| INTERCEPTED BY | 14 | 11 | 12 | 12 | 11 | 12 | 13 | 19 | 11 | 17 | 20 | 20 | 22 | 17 | 9 | 18 | 21 | 18 | 13 | 17 | 16 |
| Yards Returned | 158 | 120 | 154 | 68 | 164 | 122 | 113 | 358 | 179 | 198 | 433 | 351 | 358 | 282 | 129 | 285 | 312 | 198 | 78 | 285 | 257 |
| Returned for TD | 1 | 2 | 0 | 0 | 1 | 1 | 1 | 4 | 1 | 1 | 4 | 3 | 2 | 2 | 2 | 1 | 3 | 3 | 0 | 4 | 1 |
| OPP PUNT RETURNS | 30 | 33 | 41 | 36 | 47 | 43 | 35 | 39 | 36 | 35 | 29 | 32 | 31 | 33 | 32 | 31 | 30 | 28 | 36 | 28 | 45 |
| Avg return | 9.0 | 9.0 | 7.0 | 9.6 | 12.9 | 8.1 | 6.0 | 10.4 | 6.1 | 6.1 | 7.2 | 9.1 | 8.8 | 8.4 | 4.5 | 6.3 | 9.2 | 13.9 | 7.3 | 5.7 | 7.4 |
| OPP KICKOFF RET | 37 | 25 | 32 | 21 | 22 | 31 | 45 | 33 | 30 | 56 | 71 | 61 | 58 | 58 | 57 | 69 | 81 | 74 | 57 | 76 | 76 |
| Avg return | 23.7 | 27.8 | 23.4 | 22.0 | 27.2 | 27.6 | 24.4 | 26.1 | 22.7 | 24.8 | 24.1 | 25.0 | 24.2 | 21.8 | 22.6 | 20.1 | 18.8 | 20.0 | 24.9 | 20.9 | 21.0 |
| OPP TOUCHDOWNS | 39 | 32 | 36 | 43 | 51 | 48 | 40 | 55 | 34 | 32 | 48 | 25 | 35 | 46 | 51 | 52 | 35 | 40 | 46 | 20 | 39 |
| Rushing | 14 | 9 | 5 | 10 | 11 | 17 | 21 | 16 | 10 | 7 | 16 | 12 | 11 | 20 | 12 | 18 | 10 | 7 | 17 | 7 | 8 |
| Passing | 25 | 21 | 27 | 25 | 34 | 28 | 15 | 31 | 21 | 23 | 31 | 12 | 21 | 24 | 33 | 29 | 20 | 27 | 27 | 10 | 26 |
| Returns | 0 | 2 | 4 | 8 | 6 | 3 | 4 | 8 | 3 | 2 | 1 | 1 | 3 | 2 | 6 | 5 | 5 | 6 | 2 | 3 | 5 |

2019 TENNESSEE TITANS REGULAR SEASON STATISTICS

Won 9, Lost 7

| Date | W-L | Score | OT | Opponent | Attendance |
|-------|-----|-------|----|-----------------|------------|
| 09/08 | W | 43-13 | | at Cleveland | 67,431 |
| 09/15 | L | 17-19 | | Indianapolis | 62,849 |
| 09/19 | L | 7-20 | | at Jacksonville | 58,613 |
| 09/29 | W | 24-10 | | at Atlanta | 72,108 |
| 10/06 | L | 7-14 | | Buffalo | 66,910 |
| 10/13 | L | 0-16 | | at Denver | 75,815 |
| 10/20 | W | 23-20 | | L.A. Chargers | 62,431 |
| 10/27 | W | 27-23 | | Tampa Bay | 62,073 |
| 11/03 | L | 20-30 | | at Carolina | 72,540 |
| 11/10 | W | 35-32 | | Kansas City | 68,864 |
| 11/24 | W | 42-20 | | Jacksonville | 60,926 |
| 12/01 | W | 31-17 | | at Indianapolis | 60,361 |
| 12/08 | W | 42-21 | | at Oakland | 52,760 |
| 12/15 | L | 21-24 | | Houston | 65,265 |
| 12/22 | L | 28-38 | | New Orleans | 66,756 |
| 12/29 | W | 35-14 | | at Houston | 71,794 |

| Statistic | Tenn. | Opp. |
|--------------------------|----------------|-----------------|
| Total First Downs | 317 | 335 |
| Rushing | 104 | 95 |
| Passing | 177 | 213 |
| Penalty | 36 | 27 |
| 3rd Down: Made/Att | 70/185 | 74/204 |
| 3rd Down Pct. | 37.8 | 36.3 |
| 4th Down: Made/Att | 4/14 | 10/25 |
| 4th Down Pct. | 28.6 | 40.0 |
| Possession Avg. | 28:31 | 31:29 |
| Total Net Yards | 5,805 | 5,752 |
| Avg. Per Game | 362.8 | 359.5 |
| Total Plays | 949 | 1056 |
| Avg. Per Play | 6.1 | 5.4 |
| Net Yards Rushing | 2,223 | 1,672 |
| Avg. Per Game | 138.9 | 104.5 |
| Total Rushes | 445 | 415 |
| Net Yards Passing | 3,582 | 4,080 |
| Avg. Per Game | 223.9 | 255.0 |
| Sacked/Yards Lost | 56/374 | 43/276 |
| Gross Yards | 3956 | 4356 |
| Att./Completions | 448/297 | 598/386 |
| Completion Pct. | 66.3 | 64.5 |
| Had Intercepted | 8 | 14 |
| Punts/Average | 78/47.1 | 71/46.5 |
| Net Punting Avg. | 78/43.1 | 71/42.7 |
| Penalties/Yards | 99/932 | 125/1025 |
| Fumbles/Ball Lost | 21/9 | 16/9 |
| Touchdowns | 54 | 39 |
| Rushing | 21 | 14 |
| Passing | 29 | 25 |
| Returns | 4 | 0 |

| Score By Periods | Q1 | Q2 | Q3 | Q4 | OT | PTS |
|------------------|-----------|-----------|------------|------------|----------|------------|
| Team | 69 | 77 | 110 | 146 | 0 | 402 |
| Opponents | 74 | 99 | 87 | 71 | 0 | 331 |

| Scoring | TD | Rush | Rec | Ret | K-PAT | FG | S | PTS |
|------------------|-----------|-----------|-----------|----------|--------------|--------------|----------|------------|
| Henry | 18 | 16 | 2 | 0 | | | 0 | 108 |
| A. Brown | 9 | 1 | 8 | 0 | | | 0 | 54 |
| Succop | 0 | 0 | 0 | 0 | 24/25 | 1/6 | 0 | 27 |
| Tannehill | 4 | 4 | 0 | 0 | | | 0 | 26 |
| Santos | 0 | 0 | 0 | 0 | 12/12 | 4/9 | 0 | 24 |
| Sharpe | 4 | 0 | 4 | 0 | | | 0 | 24 |
| Jon. Smith | 3 | 0 | 3 | 0 | | | 0 | 18 |
| Parkey | 0 | 0 | 0 | 0 | 5/6 | 3/3 | 0 | 14 |
| C. Davis | 2 | 0 | 2 | 0 | | | 0 | 12 |
| Humphries | 2 | 0 | 2 | 0 | | | 0 | 12 |
| De. Walker | 2 | 0 | 2 | 0 | | | 0 | 12 |
| Joseph | 0 | 0 | 0 | 0 | 9/9 | 0/0 | 0 | 9 |
| J. Brown | 1 | 0 | 0 | 1d | | | 0 | 6 |
| Butler | 1 | 0 | 0 | 1a | | | 0 | 6 |
| Evans | 1 | 0 | 0 | 1b | | | 0 | 6 |
| Firkser | 1 | 0 | 1 | 0 | | | 0 | 6 |
| Kelly | 1 | 0 | 1 | 0 | | | 0 | 6 |
| D. Lewis | 1 | 0 | 1 | 0 | | | 0 | 6 |
| Pruitt | 1 | 0 | 1 | 0 | | | 0 | 6 |
| Quessenberry | 1 | 0 | 1 | 0 | | | 0 | 6 |
| Raymond | 1 | 0 | 1 | 0 | | | 0 | 6 |
| T. Smith | 1 | 0 | 0 | 1c | | | 0 | 6 |
| Wake | 0 | 0 | 0 | 0 | | | 1 | 2 |
| Team | 54 | 21 | 29 | 4 | 50/52 | 8/18 | 1 | 402 |
| Opponents | 39 | 14 | 25 | 0 | 30/35 | 21/27 | 0 | 331 |

a - 38-yd INT return at Cle, 9/8; b - 53-yd fumble return vs. KC, 11/10; c - 63-yd blocked FG return at Ind, 12/1; d - 46-yd fumble return at Oak, 12/8

2-Pt Conv: Tannehill, TM 1-2, OPP 2-4

| Passing | Att | Cmp | Yds | Cmp% | Yds/Att | TD | TD% | Int | Int% | Long | Sack/Lost | Rating |
|------------------|------------|------------|--------------|-------------|-------------|-----------|------------|-----------|------------|------------|---------------|--------------|
| Tannehill | 286 | 201 | 2,742 | 70.3 | 9.59 | 22 | 7.7 | 6 | 2.1 | 91t | 31/212 | 117.5 |
| Mariota | 160 | 95 | 1,203 | 59.4 | 7.52 | 7 | 4.4 | 2 | 1.3 | 75t | 25/162 | 92.3 |
| Kern | 2 | 1 | 11 | 50.0 | 5.50 | 0 | 0.0 | 0 | 0.0 | 11 | 0/0 | 66.7 |
| Team | 448 | 297 | 3,956 | 66.3 | 8.83 | 29 | 6.5 | 8 | 1.8 | 91t | 56/374 | 108.3 |
| Opponents | 598 | 386 | 4,356 | 64.5 | 7.28 | 25 | 4.2 | 14 | 2.3 | 63t | 43/276 | 90.4 |

| Rushing | No. | Yds | Avg | Long | TD |
|------------------|------------|--------------|------------|------------|-----------|
| Henry | 303 | 1,540 | 5.1 | 74t | 16 |
| D. Lewis | 54 | 209 | 3.9 | 17 | 0 |
| Tannehill | 43 | 185 | 4.3 | 25 | 4 |
| Mariota | 24 | 129 | 5.4 | 15 | 0 |
| Jon. Smith | 4 | 78 | 19.5 | 57 | 0 |
| A. Brown | 3 | 60 | 20.0 | 49t | 1 |
| Dawkins | 11 | 26 | 2.4 | 14 | 0 |
| Humphries | 1 | 1 | 1.0 | 1 | 0 |
| Kern | 1 | 0 | 0.0 | 0 | 0 |
| Raymond | 1 | -5 | -5.0 | -5 | 0 |
| Team | 445 | 2,223 | 5.0 | 74t | 21 |
| Opponents | 415 | 1,672 | 4.0 | 69 | 14 |

| Receiving | No. | Yds | Avg | Long | TD |
|------------------|------------|--------------|-------------|------------|-----------|
| A. Brown | 52 | 1,051 | 20.2 | 91t | 8 |
| C. Davis | 43 | 601 | 14.0 | 38 | 2 |
| Humphries | 37 | 374 | 10.1 | 30 | 2 |
| Jon. Smith | 35 | 439 | 12.5 | 57 | 3 |
| Sharpe | 25 | 329 | 13.2 | 47 | 4 |
| D. Lewis | 25 | 164 | 6.6 | 24 | 1 |
| De. Walker | 21 | 215 | 10.2 | 29 | 2 |
| Henry | 18 | 206 | 11.4 | 75t | 2 |
| Firkser | 14 | 204 | 14.6 | 39 | 1 |
| Raymond | 9 | 170 | 18.9 | 52 | 1 |
| Pruitt | 6 | 90 | 15.0 | 42 | 1 |
| Blasingame | 4 | 54 | 13.5 | 24 | 0 |
| Jennings | 2 | 17 | 8.5 | 11 | 0 |
| Hollister | 2 | 13 | 6.5 | 11 | 0 |
| R. Davis | 1 | 16 | 16.0 | 16 | 0 |
| Byard | 1 | 11 | 11.0 | 11 | 0 |
| Kelly | 1 | 1 | 1.0 | 1t | 1 |
| Quessenberry | 1 | 1 | 1.0 | 1t | 1 |
| Team | 297 | 3,956 | 13.3 | 91t | 29 |
| Opponents | 386 | 4,356 | 11.3 | 63t | 25 |

| Interceptions | No. | Yds | Avg | Long | TD |
|------------------|-----------|------------|-------------|------------|----------|
| Byard | 5 | 79 | 15.8 | 28 | 0 |
| Ryan | 4 | 16 | 4.0 | 16 | 0 |
| Butler | 2 | 61 | 30.5 | 38t | 1 |
| Vaccaro | 1 | 2 | 2.0 | 2 | 0 |
| J. Brown | 1 | 0 | 0.0 | 0 | 0 |
| Landry | 1 | 0 | 0.0 | 0 | 0 |
| Team | 14 | 158 | 11.3 | 38t | 1 |
| Opponents | 8 | 204 | 25.5 | 86 | 0 |

| Punting | No. | Yds | Avg | Net | TB | In | Lg | B |
|------------------|-----------|--------------|-------------|-------------|----------|-----------|-----------|----------|
| Kern | 78 | 3,672 | 47.1 | 43.1 | 2 | 37 | 70 | 0 |
| Team | 78 | 3,672 | 47.1 | 43.1 | 2 | 37 | 70 | 0 |
| Opponents | 71 | 3,300 | 46.5 | 42.7 | 5 | 32 | 64 | 0 |

| Punt Returns | Ret | FC | Yds | Avg | Long | TD |
|------------------|-----------|-----------|------------|------------|-----------|----------|
| Humphries | 12 | 19 | 78 | 6.5 | 21 | 0 |
| Raymond | 4 | 7 | 45 | 11.3 | 14 | 0 |
| Jackson | 3 | 1 | 26 | 8.7 | 17 | 0 |
| R. Davis | 2 | 3 | 9 | 4.5 | 10 | 0 |
| Sims | 1 | 0 | 11 | 11.0 | 11 | 0 |
| Team | 22 | 30 | 169 | 7.7 | 21 | 0 |
| Opponents | 30 | 19 | 269 | 9.0 | 42 | 0 |

| Kickoff Returns | No. | Yds | Avg | Long | TD |
|------------------|-----------|------------|-------------|-----------|----------|
| Raymond | 18 | 403 | 22.4 | 45 | 0 |
| Jennings | 9 | 196 | 21.8 | 26 | 0 |
| Jackson | 2 | 23 | 11.5 | 23 | 0 |
| Jon. Smith | 1 | 16 | 16.0 | 16 | 0 |
| Team | 30 | 638 | 21.3 | 45 | 0 |
| Opponents | 37 | 877 | 23.7 | 47 | 0 |

| Field Goals | 1-19 | 20-29 | 30-39 | 40-49 | 50+ |
|------------------|------------|------------|------------|-------------|------------|
| Santos | 0/0 | 0/0 | 1/3 | 2/3 | 1/3 |
| Succop | 0/0 | 0/0 | 1/1 | 0/4 | 0/1 |
| Parkey | 0/0 | 0/0 | 0/0 | 2/2 | 1/1 |
| Team | 0/0 | 0/0 | 2/4 | 4/9 | 2/5 |
| Opponents | 0/0 | 5/5 | 4/5 | 9/11 | 3/6 |

Santos: (37G,53G) (49G,45N) () (45G) (50N,36N,33B,53N) () () () () () () () ()
 Succop: () () () () () () () (43N,56N,44N) () () (31G) (42N) (45B) () ()
 Parkey: () () () () () (45G) (51G,42G) () () () () () () ()
 Joseph: () () () () () () () () () () () ()
 OPP: () () (40G,48G) (32N,42G) () (31G,53G,48G) (29G, 50G) (22G,48G,24G) (35G,49N) (30G,41G,43G,39G,52B) (49G,50G) (55N,53B,28G,46B) () (29G) (47G) ()

Sacks: Landry 9, Casey 5, Correa 5, Ryan 4.5, Roberson 3, Evans 2.5, Wake 2.5, Finch 2, Simmons 2, Mack 1.5, J. Brown 1, Gilbert 1, D. Jones 1, Vaccaro 1, Woodyard 1, (group) 1, TM 43, OPP 56

FUM/Lost: Tannehill 6/3, Henry 5/3, Mariota 3/0, A. Brown 1/0, C. Davis 1/0, Humphries 1/0, Jackson 1/1, D. Lewis 1/1, Raymond 1/1, De. Walker 1/0

2019 TENNESSEE TITANS REGULAR SEASON DEFENSIVE STATISTICS

| PLAYER | TACKLES | | | SACKS | | QB | | INTERCEPTIONS | | | | PD | FUMBLES | | |
|---------------------|--------------|------------|------------|-------------|--------------|------------|-----------|---------------|------------|------------|----------|-----------|-----------|----------|------------|
| | Tot | Solo | Asst | Sk | Yds | | | No | Yds | Lg | TD | | FF | FR | Yds |
| Evans, Rashaan | 139 | 84 | 55 | 2.5 | 13.5 | 11 | 11 | 0 | 0 | 0 | 0 | 1 | 0 | 1 | 53t |
| Ryan, Logan | 120 | 76 | 44 | 4.5 | 31.5 | 2 | 4 | 4 | 16 | 16 | 0 | 19 | 4 | 0 | 0 |
| Brown, Jayon | 117 | 89 | 28 | 1.0 | 1.0 | 7 | 4 | 1 | 0 | 0 | 0 | 9 | 0 | 1 | 47t |
| Vaccaro, Kenny | 104 | 62 | 42 | 1.0 | 6.0 | 1 | 1 | 1 | 2 | 2 | 0 | 5 | 0 | 0 | 0 |
| Byard, Kevin | 91 | 57 | 34 | 0.0 | 0.0 | 1 | 2 | 5 | 79 | 28 | 0 | 10 | 0 | 0 | 0 |
| Landry III, Harold | 81 | 56 | 25 | 9.0 | 53.0 | 28 | 4 | 1 | 0 | 0 | 0 | 1 | 1 | 2 | 0 |
| Casey, Jurrell | 61 | 41 | 20 | 5.0 | 42.0 | 30 | 3 | 0 | 0 | 0 | 0 | 0 | 1 | 2 | 0 |
| Jones, DaQuan | 50 | 34 | 16 | 1.0 | 0.0 | 21 | 1 | 0 | 0 | 0 | 0 | 3 | 0 | 0 | 0 |
| Woodyard, Wesley | 46 | 32 | 14 | 1.0 | 10.0 | 1 | 3 | 0 | 0 | 0 | 0 | 1 | 1 | 0 | 0 |
| Jackson, Adoree' | 40 | 36 | 4 | 0.0 | 0.0 | 0 | 2 | 0 | 0 | 0 | 0 | 7 | 0 | 0 | 0 |
| Simmons, Jeffery | 40 | 25 | 15 | 2.0 | 7.0 | 14 | 2 | 0 | 0 | 0 | 0 | 1 | 0 | 0 | 0 |
| Correa, Kamalei | 37 | 23 | 14 | 5.0 | 21.0 | 7 | 2 | 0 | 0 | 0 | 0 | 2 | 0 | 1 | 0 |
| Sims, LeShaun | 31 | 23 | 8 | 0.0 | 0.0 | 0 | 0 | 0 | 0 | 0 | 0 | 2 | 0 | 0 | 0 |
| Butler, Malcolm | 30 | 23 | 7 | 0.0 | 0.0 | 0 | 0 | 2 | 61 | 38t | 1 | 10 | 0 | 0 | 0 |
| Johnson, Austin | 29 | 16 | 13 | 0.0 | 0.0 | 3 | 1 | 0 | 0 | 0 | 0 | 1 | 0 | 0 | 0 |
| Smith, Tye | 24 | 19 | 5 | 0.0 | 0.0 | 0 | 0 | 0 | 0 | 0 | 0 | 0 | 2 | 0 | 0 |
| Gilbert, Reggie | 24 | 15 | 9 | 1.0 | 4.0 | 7 | 1 | 0 | 0 | 0 | 0 | 1 | 0 | 0 | 0 |
| Long Jr., David | 15 | 8 | 7 | 0.0 | 0.0 | 0 | 2 | 0 | 0 | 0 | 0 | 1 | 1 | 0 | 0 |
| Brock Sr., Tramaine | 13 | 10 | 3 | 0.0 | 0.0 | 0 | 1 | 0 | 0 | 0 | 0 | 2 | 0 | 0 | 0 |
| Finch, Sharif | 13 | 10 | 3 | 2.0 | 16.0 | 1 | 2 | 0 | 0 | 0 | 0 | 0 | 0 | 0 | 0 |
| Hooker, Amani | 13 | 8 | 5 | 0.0 | 0.0 | 0 | 0 | 0 | 0 | 0 | 0 | 0 | 0 | 0 | 0 |
| Mack, Isaiah | 11 | 6 | 5 | 1.5 | 9.5 | 8 | 0 | 0 | 0 | 0 | 0 | 0 | 0 | 1 | 0 |
| Orr, Kareem | 9 | 7 | 2 | 0.0 | 0.0 | 0 | 0 | 0 | 0 | 0 | 0 | 0 | 0 | 0 | 0 |
| Wake, Cameron | 5 | 3 | 2 | 2.5 | 20.5 | 11 | 0 | 0 | 0 | 0 | 0 | 1 | 0 | 0 | 0 |
| Roberson, Derick | 4 | 4 | 0 | 3.0 | 23.0 | 0 | 0 | 0 | 0 | 0 | 0 | 0 | 0 | 0 | 0 |
| Urban, Brent | 4 | 2 | 2 | 0.0 | 0.0 | 3 | 0 | 0 | 0 | 0 | 0 | 0 | 0 | 0 | 0 |
| Dickerson, Matt | 2 | 2 | 0 | 0.0 | 0.0 | 1 | 1 | 0 | 0 | 0 | 0 | 0 | 0 | 0 | 0 |
| Kalu, Joshua | 2 | 2 | 0 | 0.0 | 0.0 | 0 | 0 | 0 | 0 | 0 | 0 | 1 | 0 | 0 | 0 |
| Bates, Daren | 1 | 1 | 0 | 0.0 | 0.0 | 0 | 0 | 0 | 0 | 0 | 0 | 0 | 0 | 0 | 0 |
| Ivie, Joey | 1 | 0 | 1 | 0.0 | 0.0 | 2 | 0 | 0 | 0 | 0 | 0 | 0 | 0 | 0 | 0 |
| (GROUP) | 0 | 0 | 0 | 1.0 | 18.0 | 0 | 0 | 0 | 0 | 0 | 0 | 0 | 0 | 0 | 0 |
| Total | 1,157 | 774 | 383 | 43.0 | 276.0 | 159 | 47 | 14 | 158 | 38t | 1 | 78 | 10 | 8 | 53t |

TITANS SPECIAL TEAMS STATISTICS

| PLAYER | TACKLES | | | FUMBLES | | BLOCKS | | |
|---------------------|-----------|-----------|-----------|----------|----------|----------|----------|----------|
| | Tot | Solo | Asst | FF | FR | PAT | FG | PUNT |
| Bates, Daren | 11 | 7 | 4 | 1 | 1 | 0 | 0 | 0 |
| Cruikshank, Dane | 10 | 8 | 2 | 0 | 0 | 1 | 1 | 0 |
| Hooker, Amani | 8 | 5 | 3 | 0 | 0 | 0 | 0 | 0 |
| Vaccaro, Kenny | 7 | 5 | 2 | 0 | 0 | 0 | 0 | 0 |
| Sims, LeShaun | 7 | 3 | 4 | 0 | 0 | 0 | 0 | 0 |
| Correa, Kamalei | 5 | 4 | 1 | 0 | 0 | 0 | 0 | 0 |
| Milton, Chris | 5 | 4 | 1 | 0 | 0 | 0 | 0 | 0 |
| Byard, Kevin | 5 | 3 | 2 | 0 | 0 | 0 | 0 | 0 |
| Jennings, Darius | 4 | 3 | 1 | 0 | 0 | 0 | 0 | 0 |
| Raymond, Kalif | 4 | 3 | 1 | 0 | 0 | 0 | 0 | 0 |
| Smith, Tye | 4 | 2 | 2 | 0 | 0 | 0 | 0 | 0 |
| Gilbert, Reggie | 3 | 3 | 0 | 0 | 0 | 0 | 0 | 0 |
| Kalu, Joshua | 3 | 2 | 1 | 0 | 0 | 0 | 1 | 0 |
| Brinkley, Beau | 3 | 1 | 2 | 0 | 0 | 0 | 0 | 0 |
| Blasingame, Khari | 2 | 2 | 0 | 0 | 0 | 0 | 0 | 0 |
| Finch, Sharif | 2 | 1 | 1 | 0 | 0 | 0 | 0 | 0 |
| Hollister, Cody | 2 | 1 | 1 | 0 | 0 | 0 | 0 | 0 |
| Long Jr., David | 2 | 1 | 1 | 0 | 0 | 0 | 0 | 0 |
| Woodyard, Wesley | 2 | 1 | 1 | 0 | 0 | 0 | 0 | 0 |
| Conklin, Jack | 1 | 1 | 0 | 0 | 0 | 0 | 0 | 0 |
| Joseph, Greg | 1 | 1 | 0 | 0 | 0 | 0 | 0 | 0 |
| Pruitt, MyCole | 1 | 1 | 0 | 0 | 0 | 0 | 0 | 0 |
| Roberson, Derick | 1 | 1 | 0 | 0 | 0 | 0 | 0 | 0 |
| Smith, Rod | 1 | 1 | 0 | 0 | 0 | 0 | 0 | 0 |
| Orr, Kareem | 1 | 0 | 1 | 0 | 0 | 0 | 0 | 0 |
| Succop, Ryan | 1 | 0 | 1 | 0 | 0 | 0 | 0 | 0 |
| Johnson, Austin | 0 | 0 | 0 | 0 | 0 | 0 | 1 | 0 |
| TEAM TOTALS: | 96 | 64 | 32 | 1 | 1 | 1 | 3 | 0 |

MISCELLANEOUS STATISTICS

| PLAYER | TACKLES | | | FUMBLES | |
|---------------------|-----------|-----------|----------|----------|----------|
| | Tot | Solo | Asst | FF | FR |
| Smith, Jonnu | 4 | 4 | 0 | 0 | 0 |
| Davis, Nate | 3 | 3 | 0 | 0 | 0 |
| Tannehill, Ryan | 2 | 2 | 0 | 0 | 1 |
| Conklin, Jack | 2 | 1 | 1 | 0 | 1 |
| Brown, A.J. | 1 | 1 | 0 | 0 | 0 |
| Davis, Corey | 1 | 1 | 0 | 0 | 0 |
| Henry, Derrick | 1 | 1 | 0 | 0 | 0 |
| Jennings, Darius | 1 | 1 | 0 | 0 | 0 |
| Lewan, Taylor | 1 | 1 | 0 | 0 | 0 |
| Jones, Ben | 1 | 0 | 1 | 0 | 0 |
| Douglas, Jamil | 0 | 0 | 0 | 0 | 1 |
| Kelly, Dennis | 0 | 0 | 0 | 0 | 1 |
| Lewis, Dion | 0 | 0 | 0 | 0 | 1 |
| Mariota, Marcus | 0 | 0 | 0 | 0 | 2 |
| Saffold, Rodger | 0 | 0 | 0 | 0 | 1 |
| TEAM TOTALS: | 17 | 15 | 2 | 0 | 8 |

Legend:

Tot Total Tackles
Solo Unassisted Tackles
Asst Assisted Tackles
Sk Quarterback Sacks
Yds Yards Lost on Sack
QB Quarterback Pressure
TFL Tackle for Loss
Int Interceptions
Yds Interception Return Yards
TD Interceptions Return Touchdowns
PD Passes Defensed
FF Forced Fumble
FR Fumble Recoveries
Yds Yards on Fumble Returns

2019 TENNESSEE TITANS POSTSEASON STATISTICS

Won 2, Lost 1

| Date | W-L | Score | OT | Opponent | Attendance |
|-------|-----|-------|----|----------------|------------|
| 01/04 | W | 20-13 | | at New England | 65,878 |
| 01/11 | W | 28-12 | | at Baltimore | 71,254 |
| 01/19 | L | 24-35 | | at Kansas City | 73,656 |

| Statistic | Tenn. | Opp. |
|--------------------------|----------------|---------------|
| Total First Downs | 54 | 74 |
| Rushing | 26 | 26 |
| Passing | 23 | 43 |
| Penalty | 5 | 5 |
| 3rd Down: Made/Att | 16/35 | 22/41 |
| 3rd Down Pct. | 45.7 | 53.7 |
| 4th Down: Made/Att | 2/3 | 1/6 |
| 4th Down Pct. | 66.7 | 16.7 |
| Possession Avg. | 29:44 | 30:16 |
| Total Net Yards | 867 | 1,241 |
| Avg. Per Game | 289.0 | 413.7 |
| Total Plays | 168 | 215 |
| Avg. Per Play | 5.2 | 5.8 |
| Net Yards Rushing | 503 | 395 |
| Avg. Per Game | 167.7 | 131.7 |
| Total Rushes | 100 | 78 |
| Net Yards Passing | 364 | 846 |
| Avg. Per Game | 121.3 | 282.0 |
| Sacked/Yards Lost | 5/40 | 6/22 |
| Gross Yards | 404 | 868 |
| Att./Completions | 63/39 | 131/74 |
| Completion Pct. | 61.9 | 56.5 |
| Had Intercepted | 1 | 3 |
| Punts/Average | 15/48.6 | 9/44.0 |
| Net Punting Avg. | 15/41.3 | 9/36.3 |
| Penalties/Yards | 18/130 | 19/145 |
| Fumbles/Ball Lost | 2/0 | 4/2 |
| Touchdowns | 10 | 7 |
| Rushing | 3 | 3 |
| Passing | 6 | 4 |
| Returns | 1 | 0 |

| Score By Periods | Q1 | Q2 | Q3 | Q4 | OT | PTS |
|------------------|-----------|-----------|-----------|-----------|----------|-----------|
| Team | 24 | 21 | 14 | 13 | 0 | 72 |
| Opponents | 10 | 30 | 0 | 20 | 0 | 60 |

| Scoring | TD | Rush | Rec | Ret | K-PAT | FG | S | PTS |
|------------------|-----------|----------|----------|----------|------------|------------|----------|-----------|
| Firkser | 2 | 0 | 2 | 0 | | | 0 | 12 |
| Henry | 2 | 2 | 0 | 0 | | | 0 | 12 |
| Joseph LG | 0 | 0 | 0 | 0 | 9/9 | 1/1 | 0 | 12 |
| Joseph TM | 0 | 0 | 0 | 0 | 9/9 | 1/1 | 0 | 12 |
| C. Davis | 1 | 0 | 1 | 0 | | | 0 | 6 |
| Kelly | 1 | 0 | 1 | 0 | | | 0 | 6 |
| Raymond | 1 | 0 | 1 | 0 | | | 0 | 6 |
| Ryan | 1 | 0 | 0 | 1 | | | 0 | 6 |
| Jon. Smith | 1 | 0 | 1 | 0 | | | 0 | 6 |
| Tannehill | 1 | 1 | 0 | 0 | | | 0 | 6 |
| Team | 10 | 3 | 6 | 1 | 9/9 | 1/1 | 0 | 72 |
| Opponents | 7 | 3 | 4 | 0 | 6/6 | 4/4 | 0 | 60 |

2-Pt Conv: TM 0-1, OPP 0-1

Sacks: Casey 2.5, Correa 2, Landry 1, D. Jones 0.5, TM 6, OPP 5

FUM/Lost: Tannehill 2/0

| Passing | Att | Cmp | Yds | Cmp% | Yds/Att | TD | TD% | Int | Int% | Long | Sack/Lost | Rating |
|------------------|------------|-----------|------------|-------------|-------------|----------|------------|----------|------------|------------|-------------|--------------|
| Tannehill | 60 | 36 | 369 | 60.0 | 6.15 | 5 | 8.3 | 1 | 1.7 | 45t | 5/40 | 98.5 |
| Henry | 1 | 1 | 3 | 100.0 | 3.00 | 1 | 100.0 | 0 | 0.0 | 3t | 0/0 | 118.8 |
| Kern | 1 | 1 | 28 | 100.0 | 28.00 | 0 | 0.0 | 0 | 0.0 | 28 | 0/0 | 118.8 |
| Mariota | 1 | 1 | 4 | 100.0 | 4.00 | 0 | 0.0 | 0 | 0.0 | 4 | 0/0 | 83.3 |
| Team | 63 | 39 | 404 | 61.9 | 6.41 | 6 | 9.5 | 1 | 1.6 | 45t | 5/40 | 105.5 |
| Opponents | 131 | 74 | 868 | 56.5 | 6.63 | 4 | 3.1 | 3 | 2.3 | 60t | 6/22 | 77.4 |

| Rushing | No. | Yds | Avg | Long | TD |
|------------------|------------|------------|------------|-----------|----------|
| Henry | 83 | 446 | 5.4 | 66 | 2 |
| Tannehill | 13 | 35 | 2.7 | 9 | 1 |
| A. Brown | 1 | 9 | 9.0 | 9 | 0 |
| D. Lewis | 2 | 8 | 4.0 | 6 | 0 |
| Mariota | 1 | 5 | 5.0 | 5 | 0 |
| Team | 100 | 503 | 5.0 | 66 | 3 |
| Opponents | 78 | 395 | 5.1 | 30 | 3 |

| Receiving | No. | Yds | Avg | Long | TD |
|------------------|-----------|------------|-------------|------------|----------|
| C. Davis | 6 | 68 | 11.3 | 22 | 1 |
| Jon. Smith | 6 | 59 | 9.8 | 22 | 1 |
| A. Brown | 5 | 64 | 12.8 | 37 | 0 |
| Henry | 5 | 21 | 4.2 | 22 | 0 |
| Pruitt | 4 | 28 | 7.0 | 15 | 0 |
| Humphries | 4 | 25 | 6.3 | 9 | 0 |
| Firkser | 3 | 45 | 15.0 | 22t | 2 |
| D. Lewis | 2 | 14 | 7.0 | 8 | 0 |
| Raymond | 1 | 45 | 45.0 | 45t | 1 |
| Hooker | 1 | 28 | 28.0 | 28 | 0 |
| Sharpe | 1 | 6 | 6.0 | 6 | 0 |
| Kelly | 1 | 1 | 1.0 | 1t | 1 |
| Team | 39 | 404 | 10.4 | 45t | 6 |
| Opponents | 74 | 868 | 11.7 | 60t | 4 |

| Interceptions | No. | Yds | Avg | Long | TD |
|------------------|----------|-----------|-------------|-----------|----------|
| Byard | 1 | 31 | 31.0 | 31 | 0 |
| Ryan | 1 | 9 | 9.0 | 9t | 1 |
| Vaccaro | 1 | 3 | 3.0 | 3 | 0 |
| Team | 3 | 43 | 14.3 | 31 | 1 |
| Opponents | 1 | 0 | 0.0 | 0 | 0 |

| Punting | No. | Yds | Avg | Net | TB | In | Lg | B |
|------------------|-----------|------------|-------------|-------------|----------|----------|-----------|----------|
| Kern | 15 | 729 | 48.6 | 41.3 | 4 | 6 | 63 | 0 |
| Team | 15 | 729 | 48.6 | 41.3 | 4 | 6 | 63 | 0 |
| Opponents | 9 | 396 | 44.0 | 36.3 | 3 | 2 | 61 | 0 |

| Punt Returns | Ret | FC | Yds | Avg | Long | TD |
|------------------|----------|----------|-----------|-------------|-----------|----------|
| Raymond | 1 | 2 | 9 | 9.0 | 9 | 0 |
| R. Davis | 0 | 2 | 0 | --- | --- | 0 |
| Team | 1 | 4 | 9 | 9.0 | 9 | 0 |
| Opponents | 3 | 2 | 30 | 10.0 | 23 | 0 |

| Kickoff Returns | No. | Yds | Avg | Long | TD |
|------------------|----------|------------|-------------|-----------|----------|
| Raymond | 4 | 68 | 17.0 | 22 | 0 |
| Jennings | 3 | 60 | 20.0 | 22 | 0 |
| Firkser | 1 | 0 | 0.0 | 0 | 0 |
| Team | 8 | 128 | 16.0 | 22 | 0 |
| Opponents | 9 | 186 | 20.7 | 35 | 0 |

| Field Goals | 1-19 | 20-29 | 30-39 | 40-49 | 50+ |
|------------------|------------|------------|------------|------------|------------|
| Joseph LG | 0/0 | 0/0 | 1/1 | 0/0 | 0/0 |
| Joseph TM | 0/0 | 0/0 | 1/1 | 0/0 | 0/0 |
| Team | 0/0 | 0/0 | 1/1 | 0/0 | 0/0 |
| Opponents | 0/0 | 2/2 | 1/1 | 1/1 | 0/0 |

Joseph: () () (30G)
 TM: () () (30G)
 OPP: (36G,21G) (49G,22G) ()

2019 TENNESSEE TITANS POSTSEASON DEFENSIVE STATISTICS

| PLAYER | TACKLES | | | SACKS | | QB | | INTERCEPTIONS | | | | PD | FUMBLES | | |
|---------------------|------------|------------|-----------|------------|-------------|-----------|----------|---------------|-----------|-----------|----------|-----------|----------|----------|----------|
| | Tot | Solo | Asst | Sk | Yds | | | No | Yds | Lg | TD | | FF | FR | Yds |
| Ryan, Logan | 27 | 21 | 6 | 0.0 | 0.0 | 0 | 1 | 1 | 9 | 9t | 1 | 2 | 0 | 0 | 0 |
| Evans, Rashaan | 22 | 16 | 6 | 0.0 | 0.0 | 2 | 3 | 0 | 0 | 0 | 0 | 0 | 0 | 0 | 0 |
| Byard, Kevin | 20 | 15 | 5 | 0.0 | 0.0 | 0 | 0 | 1 | 31 | 31 | 0 | 1 | 0 | 0 | 0 |
| Vaccaro, Kenny | 19 | 11 | 8 | 0.0 | 0.0 | 0 | 1 | 1 | 3 | 3 | 0 | 2 | 0 | 0 | 0 |
| Long Jr., David | 16 | 11 | 5 | 0.0 | 0.0 | 0 | 2 | 0 | 0 | 0 | 0 | 0 | 0 | 0 | 0 |
| Correa, Kamalei | 16 | 9 | 7 | 2.0 | 8.0 | 2 | 0 | 0 | 0 | 0 | 0 | 0 | 0 | 0 | 0 |
| Woodyard, Wesley | 12 | 10 | 2 | 0.0 | 0.0 | 1 | 0 | 0 | 0 | 0 | 0 | 1 | 0 | 0 | 0 |
| Casey, Jurrell | 11 | 6 | 5 | 2.5 | 13.0 | 5 | 0 | 0 | 0 | 0 | 0 | 0 | 1 | 0 | 0 |
| Brock Sr., Tramaine | 10 | 10 | 0 | 0.0 | 0.0 | 0 | 0 | 0 | 0 | 0 | 0 | 3 | 0 | 0 | 0 |
| Jackson, Adoree' | 9 | 9 | 0 | 0.0 | 0.0 | 0 | 0 | 0 | 0 | 0 | 0 | 6 | 0 | 0 | 0 |
| Jones, DaQuan | 9 | 3 | 6 | 0.5 | 0.0 | 3 | 0 | 0 | 0 | 0 | 0 | 0 | 0 | 0 | 0 |
| Brown, Jayon | 8 | 8 | 0 | 0.0 | 0.0 | 0 | 0 | 0 | 0 | 0 | 0 | 1 | 0 | 0 | 0 |
| Landry III, Harold | 8 | 6 | 2 | 1.0 | 1.0 | 8 | 1 | 0 | 0 | 0 | 0 | 1 | 0 | 0 | 0 |
| Simmons, Jeffery | 4 | 3 | 1 | 0.0 | 0.0 | 3 | 0 | 0 | 0 | 0 | 0 | 0 | 0 | 1 | 0 |
| Hooker, Amani | 3 | 0 | 3 | 0.0 | 0.0 | 0 | 0 | 0 | 0 | 0 | 0 | 0 | 0 | 0 | 0 |
| Roberson, Derick | 2 | 2 | 0 | 0.0 | 0.0 | 3 | 1 | 0 | 0 | 0 | 0 | 0 | 0 | 0 | 0 |
| Johnson, Austin | 2 | 1 | 1 | 0.0 | 0.0 | 0 | 0 | 0 | 0 | 0 | 0 | 0 | 0 | 0 | 0 |
| Dickerson, Matt | 1 | 0 | 1 | 0.0 | 0.0 | 0 | 0 | 0 | 0 | 0 | 0 | 0 | 0 | 0 | 0 |
| Cruikshank, Dane | 0 | 0 | 0 | 0.0 | 0.0 | 0 | 0 | 0 | 0 | 0 | 0 | 1 | 0 | 0 | 0 |
| Gilbert, Reggie | 0 | 0 | 0 | 0.0 | 0.0 | 1 | 0 | 0 | 0 | 0 | 0 | 0 | 0 | 0 | 0 |
| TEAM TOTALS: | 199 | 141 | 58 | 6.0 | 22.0 | 28 | 9 | 3 | 43 | 31 | 1 | 18 | 1 | 1 | 0 |

TITANS SPECIAL TEAMS STATISTICS

| PLAYER | TACKLES | | | FUMBLES | | BLOCKS | | |
|---------------------|-----------|-----------|----------|----------|----------|----------|----------|----------|
| | Tot | Solo | Asst | FF | FR | PAT | FG | PUNT |
| Sims, LeShaun | 4 | 4 | 0 | 0 | 0 | 0 | 0 | 0 |
| Bates, Daren | 2 | 2 | 0 | 0 | 0 | 0 | 0 | 0 |
| Smith, Tye | 2 | 2 | 0 | 0 | 0 | 0 | 0 | 0 |
| Blasingame, Khari | 2 | 1 | 1 | 1 | 0 | 0 | 0 | 0 |
| Roberson, Derick | 2 | 1 | 1 | 0 | 0 | 0 | 0 | 0 |
| Byard, Kevin | 1 | 1 | 0 | 0 | 0 | 0 | 0 | 0 |
| Long Jr., David | 1 | 1 | 0 | 0 | 0 | 0 | 0 | 0 |
| Correa, Kamalei | 1 | 0 | 1 | 0 | 0 | 0 | 0 | 0 |
| Hooker, Amani | 1 | 0 | 1 | 0 | 0 | 0 | 0 | 0 |
| Brinkley, Beau | 1 | 0 | 1 | 0 | 0 | 0 | 0 | 0 |
| Joseph, Greg | 1 | 0 | 1 | 0 | 0 | 0 | 0 | 0 |
| Kalu, Joshua | 0 | 0 | 0 | 0 | 1 | 0 | 0 | 0 |
| TEAM TOTALS: | 18 | 12 | 6 | 1 | 1 | 0 | 0 | 0 |

MISCELLANEOUS STATISTICS

| PLAYER | TACKLES | | | FUMBLES | |
|---------------------|----------|----------|----------|----------|----------|
| | Tot | Solo | Asst | FF | FR |
| Henry, Derrick | 0 | 0 | 0 | 0 | 1 |
| Tannehill, Ryan | 0 | 0 | 0 | 0 | 1 |
| TEAM TOTALS: | 0 | 0 | 0 | 0 | 2 |

Legend:

Tot Total Tackles
Solo Unassisted Tackles
Asst Assisted Tackles
Sk Quarterback Sacks
Yds Yards Lost on Sack
QBP Quarterback Pressure
TFL Tackle for Loss
Int Interceptions
Yds Interception Return Yards
TD Interceptions Return Touchdowns
PD Passes Defensed
FF Forced Fumble
FR Fumble Recoveries
Yds Yards on Fumble Returns

2019 TENNESSEE TITANS PRESEASON STATISTICS

Won 2, Lost 2

| Date | W-L | Score | OT | Opponent | Attendance |
|-------|-----|-------|----|-----------------|------------|
| 08/08 | W | 27-10 | | at Philadelphia | 65,696 |
| 08/17 | L | 17-22 | | New England | 63,362 |
| 08/25 | L | 6-18 | | Pittsburgh | 62,184 |
| 08/29 | W | 19-15 | | at Chicago | 60,783 |

| Statistic | Tenn. | Opp. |
|--------------------------|----------------|----------------|
| Total First Downs | 73 | 74 |
| Rushing | 22 | 21 |
| Passing | 42 | 44 |
| Penalty | 9 | 9 |
| 3rd Down: Made/Att | 23/56 | 16/47 |
| 3rd Down Pct. | 41.1 | 34.0 |
| 4th Down: Made/Att | 0/5 | 1/3 |
| 4th Down Pct. | 0.0 | 33.3 |
| Possession Avg. | 30:42 | 29:18 |
| Total Net Yards | 1,281 | 1,324 |
| Avg. Per Game | 320.3 | 331.0 |
| Total Plays | 250 | 238 |
| Avg. Per Play | 5.1 | 5.6 |
| Net Yards Rushing | 480 | 372 |
| Avg. Per Game | 120.0 | 93.0 |
| Total Rushes | 104 | 102 |
| Net Yards Passing | 801 | 952 |
| Avg. Per Game | 200.3 | 238.0 |
| Sacked/Yards Lost | 14/101 | 5/43 |
| Gross Yards | 902 | 995 |
| Att./Completions | 132/81 | 131/81 |
| Completion Pct. | 61.4 | 61.8 |
| Had Intercepted | 0 | 4 |
| Punts/Average | 23/48.5 | 20/50.3 |
| Net Punting Avg. | 23/43.0 | 20/42.9 |
| Penalties/Yards | 36/307 | 34/259 |
| Fumbles/Ball Lost | 4/1 | 2/1 |
| Touchdowns | 8 | 7 |
| Rushing | 0 | 2 |
| Passing | 8 | 5 |
| Returns | 0 | 0 |

| Score By Periods | Q1 | Q2 | Q3 | Q4 | OT | PTS |
|------------------|----|----|----|----|----|-----|
| Team | 8 | 32 | 3 | 26 | 0 | 69 |
| Opponents | 24 | 21 | 13 | 7 | 0 | 65 |

| Scoring | TD | Rush | Rec | Ret | K-PAT | FG | S | PTS |
|------------------|----------|----------|----------|----------|------------|------------|----------|-----------|
| Succop | 0 | 0 | 0 | 0 | 1/2 | 4/4 | 0 | 13 |
| Dawkins | 2 | 0 | 2 | 0 | | | 0 | 12 |
| Firkser | 1 | 0 | 1 | 0 | | | 0 | 6 |
| Hollister | 1 | 0 | 1 | 0 | | | 0 | 6 |
| McEvoy | 1 | 0 | 1 | 0 | | | 0 | 6 |
| McNichols | 1 | 0 | 1 | 0 | | | 0 | 6 |
| Pruitt | 1 | 0 | 1 | 0 | | | 0 | 6 |
| De. Walker | 1 | 0 | 1 | 0 | | | 0 | 6 |
| Barnard | 0 | 0 | 0 | 0 | 2/4 | 0/1 | 0 | 2 |
| Jennings | 0 | 0 | 0 | 0 | | | 0 | 2 |
| Mariota | 0 | 0 | 0 | 0 | | | 0 | 2 |
| Team | 8 | 0 | 8 | 0 | 3/6 | 4/5 | 1 | 69 |
| Opponents | 7 | 2 | 5 | 0 | 4/5 | 5/7 | 1 | 65 |

2-Pt Conv: Jennings, Mariota. TM: 2/2, OPP: 1-2

Sacks: Gilbert LG 2, Roberson 2, Mack 1, Sims 1, T. Smith 1, TM 5, OPP 14

FUM/Lost: Woodside 2/1, Barnes 1/0, A. Brown 1/0

| Rushing | No. | Yds | Avg | Long | TD |
|------------------|------------|------------|------------|-----------|----------|
| Dawkins | 23 | 152 | 6.6 | 20 | 0 |
| McNichols | 26 | 108 | 4.2 | 37 | 0 |
| Barnes | 27 | 92 | 3.4 | 10 | 0 |
| Hunt | 13 | 55 | 4.2 | 15 | 0 |
| Woodside | 7 | 42 | 6.0 | 12 | 0 |
| D. Lewis | 7 | 23 | 3.3 | 8 | 0 |
| Tannehill | 1 | 8 | 8.0 | 8 | 0 |
| Team | 104 | 480 | 4.6 | 37 | 0 |
| Opponents | 102 | 372 | 3.6 | 29 | 2 |

| Receiving | No. | Yds | Avg | Long | TD |
|------------------|-----------|------------|-------------|------------|----------|
| Raymond | 13 | 204 | 15.7 | 45 | 0 |
| Hollister | 9 | 123 | 13.7 | 25t | 1 |
| Firkser | 6 | 76 | 12.7 | 23t | 1 |
| Taylor | 6 | 57 | 9.5 | 19 | 0 |
| Wick | 5 | 57 | 11.4 | 25 | 0 |
| Dawkins | 5 | 35 | 7.0 | 11 | 2 |
| Humphries | 5 | 33 | 6.6 | 9 | 0 |
| Ratliff-Williams | 4 | 62 | 15.5 | 31 | 0 |
| McNichols | 4 | 24 | 6.0 | 15t | 1 |
| Barnes | 4 | 14 | 3.5 | 6 | 0 |
| White | 3 | 39 | 13.0 | 24 | 0 |
| Jennings | 3 | 27 | 9.0 | 13 | 0 |
| Pruitt | 3 | 22 | 7.3 | 15 | 1 |
| Hewitt | 3 | 15 | 5.0 | 9 | 0 |
| C. Davis | 2 | 45 | 22.5 | 25 | 0 |
| De. Walker | 2 | 26 | 13.0 | 15 | 1 |
| McEvoy | 1 | 17 | 17.0 | 17t | 1 |
| A. Brown | 1 | 10 | 10.0 | 10 | 0 |
| D. Lewis | 1 | 9 | 9.0 | 9 | 0 |
| Hesse | 1 | 7 | 7.0 | 7 | 0 |
| Team | 81 | 902 | 11.1 | 45 | 8 |
| Opponents | 81 | 995 | 12.3 | 75t | 5 |

| Interceptions | No. | Yds | Avg | Long | TD |
|------------------|----------|-----------|------------|------------|----------|
| Tillery | 1 | 24 | 24.0 | 24 | 0 |
| Hooker | 1 | 2 | 2.0 | 2 | 0 |
| Jordan | 1 | 1 | 1.0 | 1 | 0 |
| Ryan | 1 | 0 | 0.0 | 0 | 0 |
| Team | 4 | 27 | 6.8 | 24 | 0 |
| Opponents | 0 | 0 | --- | --- | 0 |

| Punting | No. | Yds | Avg | Net | TB | In | Lg | B |
|------------------|-----------|--------------|-------------|-------------|----------|----------|-----------|----------|
| Kern | 12 | 611 | 50.9 | 45.0 | 1 | 4 | 70 | 0 |
| Barnard | 11 | 505 | 45.9 | 40.9 | 2 | 4 | 53 | 0 |
| Team | 23 | 1,116 | 48.5 | 43.0 | 3 | 8 | 70 | 0 |
| Opponents | 20 | 1,006 | 50.3 | 42.9 | 2 | 8 | 62 | 0 |

| Punt Returns | Ret | FC | Yds | Avg | Long | TD |
|------------------|-----------|----------|------------|-------------|-----------|----------|
| Raymond | 6 | 2 | 67 | 11.2 | 27 | 0 |
| White | 2 | 0 | 9 | 4.5 | 7 | 0 |
| Humphries | 1 | 0 | 23 | 23.0 | 23 | 0 |
| Jackson | 1 | 0 | 10 | 10.0 | 10 | 0 |
| Team | 10 | 2 | 109 | 10.9 | 27 | 0 |
| Opponents | 10 | 3 | 66 | 6.6 | 20 | 0 |

| Kickoff Returns | No. | Yds | Avg | Long | TD |
|------------------|-----------|------------|-------------|-----------|----------|
| Raymond | 4 | 70 | 17.5 | 25 | 0 |
| Jennings | 3 | 88 | 29.3 | 46 | 0 |
| Team | 7 | 158 | 22.6 | 46 | 0 |
| Opponents | 11 | 247 | 22.5 | 28 | 0 |

| Field Goals | 1-19 | 20-29 | 30-39 | 40-49 | 50+ |
|------------------|------------|------------|------------|------------|------------|
| Succop | 0/0 | 3/3 | 1/1 | 0/0 | 0/0 |
| Barnard | 0/0 | 0/0 | 0/0 | 0/1 | 0/0 |
| Team | 0/0 | 3/3 | 1/1 | 0/1 | 0/0 |
| Opponents | 0/0 | 0/0 | 4/4 | 0/2 | 1/1 |

Succop: () () (24G,22G) (33G,23G); Barnard: () (41N) () ()
 TM: () (41N) (24G,22G) (33G,23G); OPP: (53G,40N) (40N) (31G) (32G,39G,35G)

| Passing | Att | Cmp | Yds | Cmp% | Yds/Att | TD | TD% | Int | Int% | Long | Sack/Lost | Rating |
|------------------|------------|-----------|------------|-------------|-------------|----------|------------|----------|------------|------------|---------------|--------------|
| Woodside | 76 | 46 | 539 | 60.5 | 7.09 | 4 | 5.3 | 0 | 0.0 | 45 | 8/61 | 99.6 |
| Tannehill | 36 | 25 | 276 | 69.4 | 7.67 | 3 | 8.3 | 0 | 0.0 | 25 | 4/28 | 119.7 |
| Mariota | 20 | 10 | 87 | 50.0 | 4.35 | 1 | 5.0 | 0 | 0.0 | 20 | 2/12 | 78.5 |
| Team | 132 | 81 | 902 | 61.4 | 6.83 | 8 | 6.1 | 0 | 0.0 | 45 | 14/101 | 101.9 |
| Opponents | 131 | 81 | 995 | 61.8 | 7.60 | 5 | 3.8 | 4 | 3.1 | 75t | 5/43 | 85.3 |

2019 RECAP

DRAFT

TEAM NOTES

PLAYER NOTES

STATISTICS

ROSTERS

2019 TENNESSEE TITANS PRESEASON DEFENSIVE STATISTICS

| PLAYER | TACKLES | | | SACKS | | TFL | INTERCEPTIONS | | | | | FUMBLES | | |
|------------------|------------|------------|-----------|------------|-------------|-----------|---------------|-----------|-----------|----------|-----------|----------|----------|----------|
| | Tot | Solo | Asst | Sk | Yds | | No | Yds | Lg | TD | PD | FF | FR | Yds |
| Long Jr., David | 15 | 11 | 4 | 0.0 | 0.0 | 0 | 0 | 0 | - | - | 0 | 0 | 0 | 0 |
| Orr, Kareem | 14 | 12 | 2 | 0.0 | 0.0 | 0 | 0 | 0 | - | - | 0 | 0 | 0 | 0 |
| Smith, Tye | 12 | 10 | 2 | 1.0 | 10.0 | 1 | 0 | 0 | - | - | 1 | 1 | 0 | 0 |
| Jordan, Mike | 11 | 10 | 1 | 0.0 | 0.0 | 0 | 1 | 1 | 1 | 0 | 2 | 0 | 0 | 0 |
| Eligwe, Ukeme | 10 | 7 | 3 | 0.0 | 0.0 | 2 | 0 | 0 | - | - | 0 | 0 | 0 | 0 |
| Bates, Daren | 9 | 8 | 1 | 0.0 | 0.0 | 0 | 0 | 0 | - | - | 0 | 0 | 0 | 0 |
| Mack, Isaiah | 9 | 4 | 5 | 1.0 | 8.0 | 1 | 0 | 0 | - | - | 0 | 0 | 1 | 2 |
| Tillery, JoJo | 8 | 6 | 2 | 0.0 | 0.0 | 0 | 1 | 24 | 24 | 0 | 2 | 0 | 0 | 0 |
| Hooker, Amani | 7 | 6 | 1 | 0.0 | 0.0 | 0 | 1 | 2 | 2 | 0 | 2 | 0 | 0 | 0 |
| Roberson, Derick | 7 | 6 | 1 | 2.0 | 19.0 | 2 | 0 | 0 | - | - | 0 | 0 | 0 | 0 |
| Sims, LeShaun | 6 | 6 | 0 | 1.0 | 6.0 | 1 | 0 | 0 | - | - | 0 | 0 | 0 | 0 |
| Hoyett, Braxton | 6 | 4 | 2 | 0.0 | 0.0 | 0 | 0 | 0 | - | - | 0 | 0 | 0 | 0 |
| Lewis, LaTroy | 6 | 3 | 3 | 0.0 | 0.0 | 0 | 0 | 0 | - | - | 1 | 0 | 0 | 0 |
| Durden, Kenneth | 5 | 5 | 0 | 0.0 | 0.0 | 0 | 0 | 0 | - | - | 1 | 0 | 0 | 0 |
| Herron, Frank | 5 | 5 | 0 | 0.0 | 0.0 | 0 | 0 | 0 | - | - | 0 | 0 | 0 | 0 |
| Johnson, Austin | 5 | 5 | 0 | 0.0 | 0.0 | 1 | 0 | 0 | - | - | 0 | 0 | 0 | 0 |
| Kalu, Joshua | 5 | 5 | 0 | 0.0 | 0.0 | 0 | 0 | 0 | - | - | 0 | 0 | 0 | 0 |
| Woodyard, Wesley | 5 | 4 | 1 | 0.0 | 0.0 | 0 | 0 | 0 | - | - | 0 | 0 | 0 | 0 |
| Correa, Kamalei | 5 | 2 | 3 | 0.0 | 0.0 | 0 | 0 | 0 | - | - | 0 | 0 | 0 | 0 |
| Finch, Sharif | 5 | 2 | 3 | 0.0 | 0.0 | 1 | 0 | 0 | - | - | 0 | 0 | 0 | 0 |
| Sapp, Quart'e | 4 | 4 | 0 | 0.0 | 0.0 | 2 | 0 | 0 | - | - | 0 | 0 | 0 | 0 |
| Brown, Jayon | 4 | 3 | 1 | 0.0 | 0.0 | 0 | 0 | 0 | - | - | 1 | 0 | 0 | 0 |
| Wiley, LaDarius | 4 | 3 | 1 | 0.0 | 0.0 | 0 | 0 | 0 | - | - | 1 | 0 | 0 | 0 |
| Dickerson, Matt | 4 | 2 | 2 | 0.0 | 0.0 | 1 | 0 | 0 | - | - | 0 | 0 | 0 | 0 |
| Nelson, Chris | 3 | 3 | 0 | 0.0 | 0.0 | 0 | 0 | 0 | - | - | 0 | 0 | 0 | 0 |
| Payne, D'Andre | 3 | 3 | 0 | 0.0 | 0.0 | 0 | 0 | 0 | - | - | 0 | 0 | 0 | 0 |
| Ryan, Logan | 3 | 3 | 0 | 0.0 | 0.0 | 0 | 1 | 0 | 0 | 0 | 1 | 0 | 0 | 0 |
| Evans, Rashawn | 3 | 2 | 1 | 0.0 | 0.0 | 1 | 0 | 0 | - | - | 0 | 0 | 0 | 0 |
| Cruikshank, Dane | 2 | 2 | 0 | 0.0 | 0.0 | 0 | 0 | 0 | - | - | 0 | 0 | 0 | 0 |
| Vaccaro, Kenny | 2 | 2 | 0 | 0.0 | 0.0 | 0 | 0 | 0 | - | - | 1 | 0 | 0 | 0 |
| Bledsoe, Amani | 2 | 1 | 1 | 0.0 | 0.0 | 0 | 0 | 0 | - | - | 0 | 0 | 0 | 0 |
| Harris, Nigel | 2 | 1 | 1 | 0.0 | 0.0 | 0 | 0 | 0 | - | - | 0 | 0 | 0 | 0 |
| Jones, DaQuan | 2 | 1 | 1 | 0.0 | 0.0 | 0 | 0 | 0 | - | - | 0 | 0 | 0 | 0 |
| Butler, Malcolm | 1 | 1 | 0 | 0.0 | 0.0 | 0 | 0 | 0 | - | - | 0 | 0 | 0 | 0 |
| Byard, Kevin | 1 | 1 | 0 | 0.0 | 0.0 | 0 | 0 | 0 | - | - | 0 | 0 | 0 | 0 |
| Jackson, Adoree' | 1 | 1 | 0 | 0.0 | 0.0 | 0 | 0 | 0 | - | - | 2 | 0 | 0 | 0 |
| Urban, Brent | 1 | 1 | 0 | 0.0 | 0.0 | 0 | 0 | 0 | - | - | 0 | 0 | 0 | 0 |
| Williams, Jordan | 1 | 1 | 0 | 0.0 | 0.0 | 0 | 0 | 0 | - | - | 0 | 0 | 0 | 0 |
| Total | 198 | 156 | 42 | 5.0 | 43.0 | 13 | 4 | 27 | 24 | 0 | 15 | 1 | 1 | 2 |

TITANS PRESEASON SPECIAL TEAMS STATISTICS

| PLAYER | TACKLES | | | FUMBLES | | BLOCKS | | |
|---------------------|-----------|-----------|----------|----------|----------|----------|----------|----------|
| | Tot | Solo | Asst | FF | FR | PAT | FG | PUNT |
| Lewis, LaTroy | 2 | 2 | 0 | 0 | 0 | 0 | 0 | 0 |
| Sims, LeShaun | 2 | 2 | 0 | 0 | 0 | 0 | 0 | 0 |
| Woodyard, Wesley | 2 | 2 | 0 | 0 | 0 | 0 | 0 | 0 |
| Hollister, Cody | 2 | 1 | 1 | 0 | 0 | 0 | 0 | 0 |
| Pruitt, MyCole | 2 | 1 | 1 | 0 | 0 | 0 | 0 | 0 |
| Cruikshank, Dane | 1 | 1 | 0 | 0 | 0 | 0 | 0 | 0 |
| Durden, Kenneth | 1 | 1 | 0 | 1 | 0 | 0 | 0 | 0 |
| Eligwe, Ukeme | 1 | 1 | 0 | 0 | 0 | 0 | 0 | 0 |
| Hooker, Amani | 1 | 1 | 0 | 0 | 0 | 0 | 0 | 0 |
| Hunt, Akeem | 1 | 1 | 0 | 0 | 0 | 0 | 0 | 0 |
| Orr, Kareem | 1 | 1 | 0 | 0 | 0 | 0 | 0 | 0 |
| Smith, Tye | 1 | 1 | 0 | 0 | 0 | 0 | 0 | 0 |
| Tillery, JoJo | 1 | 1 | 0 | 0 | 0 | 0 | 0 | 0 |
| Hewitt, Ryan | 1 | 0 | 1 | 0 | 0 | 0 | 0 | 0 |
| McNichols, Jeremy | 1 | 0 | 1 | 0 | 0 | 0 | 0 | 0 |
| TEAM TOTALS: | 20 | 16 | 4 | 1 | 0 | 0 | 0 | 0 |

MISCELLANEOUS STATISTICS

| PLAYER | TACKLES | | | FUMBLES | |
|---------------------|----------|----------|----------|----------|----------|
| | Tot | Solo | Asst | FF | FR |
| Stinnie, Aaron | 1 | 1 | 0 | 0 | 0 |
| Brown, A.J. | 0 | 0 | 0 | 0 | 1 |
| Douglas, Jamil | 0 | 0 | 0 | 0 | 1 |
| Grasu, Hroniss | 0 | 0 | 0 | 0 | 1 |
| TEAM TOTALS: | 1 | 1 | 0 | 0 | 3 |

Legend:

Tot Total Tackles
Solo Unassisted Tackles
Asst. Assisted Tackles
Sk Quarterback Sacks
Yds Yards Lost on Sack
QBP Quarterback Pressure
TFL Tackle for Loss
Int Interceptions
Yds Interception Return Yards
TD Interceptions Return Touchdowns
PD Passes Defensed
FF Forced Fumble
FR Fumble Recoveries
Yds Yards on Fumble Returns

REGULAR SEASON: THE LAST TIME THE TENNESSEE TITANS ...

GAMES WON

WON BY SCORING IN THE LAST TWO MINUTES OF REGULATION

By Titans—Adam Humphries 23-yard TD reception (0:23 remaining) vs. Kansas City, 11/10/19 (W)

By Opponents—Stephen Hauschka 46-yard field goal (0:00 remaining), at Buffalo, 10/7/18 (L)

WON OVERTIME GAME

By Titans—Philadelphia 23, at Tennessee 26, 9/30/18 (W)

By Opponents—vs. Arizona 37, Tennessee 34, 12/15/13 (L)

WON BY 20 OR MORE POINTS

By Titans—Tennessee 35, at Houston 14, 12/29/19 (W)

By Opponents—at Indianapolis 38, Tennessee 10, 11/18/18 (L)

WON BY SHUTOUT

By Titans—Tennessee 17, at New York Giants 0, 12/16/18 (W)

By Opponents—at Denver 16, Tennessee 0, 10/13/19 (L)

TEAM SCORING

SCORED 50 POINTS

By Titans—*Never in Titans era (since 1999)*

By Oilers—Houston 58, vs. Cleveland 14, 12/9/90 (W)

By Opponents—at Houston 57, Tennessee 14, 10/1/17 (L)

SCORED 40 POINTS

By Titans—Tennessee 42, at Oakland 21, 12/8/19 (W)

By Opponents—at Pittsburgh 40, Tennessee 17, 11/16/17 (L)

SCORED 20 POINTS IN A QUARTER

By Titans—28 points in third quarter, vs. Jacksonville, 11/24/19 (W)

By Opponents—21 points in third quarter, vs. New Orleans, 12/22/19 (L)

SCORED 30 POINTS IN A HALF

By Titans—35 points in second half, vs. Jacksonville, 11/24/19 (W)

By Opponents—30 points in first half, at Houston, 10/1/17 (L)

SCORED TOUCHDOWNS ON OFFENSE, DEFENSE AND SPECIAL TEAMS

By Titans—One rushing, two interception returns, two punt returns, vs. Jacksonville, 12/30/12 (W)

By Opponents—Four passing, one interception return, two punt returns, at Oakland, 9/29/02 (L)

SCORED A TOUCHDOWN ON FIRST OFFENSIVE POSSESSION

By Titans—A.J. Brown 51-yard reception, at Houston, 12/29/19 (W)

By Opponents—Duke Johnson 1-yard run, at Houston, 12/29/19 (W)

TEAM YARDAGE TOTALS

500 TOTAL NET YARDS

By Titans—at Oakland (552 yards), 12/8/19 (W)

By Opponents—vs. Kansas City (530 yards), 11/10/19 (W)

400 TOTAL NET YARDS

By Titans—at Houston (467 yards), 12/29/19 (W)

By Opponents—vs. Kansas City (530 yards), 11/10/19 (W)

TEAM DEFENSE

HELD OPPONENT WITHOUT A TOUCHDOWN

By Titans—Tennessee 17, at New York Giants 0, 12/16/18 (W)

By Opponents—at Denver 16, Tennessee 0, 10/13/19 (L)

HELD OPPONENT TO 200 OR FEWER NET YARDS OF OFFENSE

By Titans—at Miami (178 net yards), 10/8/17 (L)

By Opponents—vs. Baltimore (106 net yards), 10/14/18 (L)

HELD OPPONENT TO 50 OR FEWER YARDS RUSHING

By Titans—vs. L.A. Chargers (39 yards), 10/20/19 (W)

By Opponents—at Denver (39 yards), 10/13/19 (L)

HELD OPPONENT TO 100 OR FEWER NET YARDS PASSING

By Titans—at Miami (78 net yards), 10/8/17 (L)

By Opponents—vs. Baltimore (51 net yards), 10/14/18 (L)

SEVEN OR MORE SACKS BY TEAM

By Titans—at Arizona (8 sacks), 12/10/17 (L)

By Opponents—at Denver (7 sacks), 10/13/19 (L)

SIX OR MORE SACKS BY TEAM

By Titans—at Arizona (8 sacks), 12/10/17 (L)

By Opponents—at Indianapolis (6 sacks), 12/1/19 (W)

FIVE OR MORE SACKS BY TEAM

By Titans—at Atlanta (5 sacks), 9/29/19 (W)

By Opponents—vs. New Orleans (5 sacks), 12/22/19 (L)

FORCED FIVE OR MORE OPPONENT TURNOVERS

By Titans—vs. N.Y. Jets (4 interceptions, 1 fumble), 12/17/12 (W)

By Opponents—at Houston (4 interceptions, 1 fumble), 10/1/17 (L)

FORCED FOUR OR MORE OPPONENT TURNOVERS

By Titans—vs. Tampa Bay (2 interceptions, 2 fumbles), 10/27/19 (W)

By Opponents—at Pittsburgh (4 interceptions), 11/16/17 (L)

SPECIAL TEAMS

KICKOFF RETURNED FOR TOUCHDOWN

By Titans—Darius Jennings (94 yards) at Miami, 9/9/18 (L)

By Opponents—Jakeem Grant (102 yards) at Miami, 9/9/18 (L)

OPENING KICKOFF RETURNED FOR TOUCHDOWN

By Titans—Derrick Mason (101 yards) at Cincinnati, 11/18/01 (W)

By Opponents—Josh Huff (107 yards) at Philadelphia, 11/23/14 (L)

PUNT RETURNED FOR TOUCHDOWN

By Titans—Darius Reynaud (twice—69 yards and 81 yards) vs. Jacksonville, 12/30/12 (W)

By Opponents—Jakeem Grant (74 yards) at Miami, 10/9/16 (W)

FIELD GOAL BLOCKED

By Titans—(two) Austin Johnson and Dane Cruikshank at Indianapolis (Adam Vinatieri), 12/1/19 (W)

By Opponents—Angelo Blackson, vs. Houston (Ryan Succop), 12/15/19 (L)

FIELD GOAL BLOCKED, RETURNED FOR TD

By Titans—Tye Smith (63 yards) at Indianapolis (Adam Vinatieri's FG blocked by Dane Cruikshank), 12/1/19 (W)

By Opponents—Rob Morris (68 yards) at Indianapolis (Gary Anderson's FG blocked by Montae Reagor), 12/5/04 (L)

PUNT BLOCKED

By Titans—Tim Shaw vs. Pittsburgh (Drew Butler), 10/11/12 (W)

By Opponents—Kevin Pierre-Louis vs. New York Jets (Brett Kern), 12/2/18 (W)

PUNT BLOCKED AND RETURNED FOR TD

By Titans—Jason McCourty vs. Indianapolis (Pat McAfee's punt blocked by Patrick Bailey and recovered in end zone by McCourty), 10/30/11 (W)

By Opponents—Mike Harris (19 yards) vs. Jacksonville (Brett Kern's punt blocked by Mike Harris), 12/30/12 (W)

FIVE FIELD GOALS

By Titans—Ryan Succop (5) vs. Indianapolis, 10/16/17 (W)

By Opponents—Jason Myers (5), vs. New York Jets, 12/2/18 (W)

FOUR FIELD GOALS

By Titans—Ryan Succop at Buffalo, 10/7/18 (L)

By Opponents—Harrison Butker, vs. Kansas City, 11/10/19 (W)

THREE FIELD GOALS

By Titans—Ryan Succop (4) at Buffalo, 10/7/18 (L)

By Opponents—Harrison Butker (4), vs. Kansas City, 11/10/19 (W)

SUCCESSFUL ONSIDE KICK

By Titans—Rob Bironas kicks and Daimion Stafford recovers, vs. Arizona, 12/15/13 (L)

REGULAR SEASON: THE LAST TIME THE TENNESSEE TITANS ...

By Opponents—Connor Barth kicks and Adrian Amos recovers, at Chicago, 11/27/16 (W)

MISSED PAT

By Titans—Ryan Succop vs. Kansas City, 11/10/19 (W)

By Opponents—Harrison Butker, vs. Kansas City, 11/10/19 (W)

TWO-POINT CONVERSIONS

TWO-POINT CONVERSION MADE

By Titans—Ryan Tannehill (run) vs. Kansas City, 11/10/19 (W)

By Opponents—DJ Chark (pass from Nick Foles), vs. Jacksonville, 11/24/19 (W)

TWO-POINT CONVERSION FAILED

By Titans—at Carolina (pass failed), 11/3/19 (L)

By Opponents—vs. Jacksonville (pass failed), 11/24/19 (W)

INDIVIDUAL OFFENSIVE PERFORMANCES

INDIVIDUAL WITH 200 SCRIMMAGE YARDS

By Titans—Derrick Henry (211 yards) at Houston, 12/29/19 (W)

By Opponents—Todd Gurley (276 yards), vs. Los Angeles Rams, 12/24/17 (L)

RUSHING TOUCHDOWN AND RECEIVING TOUCHDOWN

By Titans—Derrick Henry (1 rushing, 1 receiving) at Carolina, 11/3/19 (L)

By Opponents—Christian McCaffrey (2 rushing, 1 receiving), at Carolina, 11/3/19 (L)

RUSHING TOUCHDOWN AND PASSING TOUCHDOWN

By Titans—Ryan Tannehill (2 passing, 1 rushing) vs. Houston, 12/15/19 (L)

By Opponents—Deshaun Watson (2 passing, 1 rushing), at Houston, 11/26/18 (L)

INDIVIDUAL RUSHING

200 YARDS RUSHING

By Titans—Derrick Henry (211 yards) at Houston, 12/29/19 (W)

By Opponents—Le'Veon Bell (204 yards) vs. Pittsburgh, 11/17/14 (L)

150 YARDS RUSHING

By Titans—Derrick Henry (211 yards) at Houston, 12/29/19 (W)

By Opponents—Lamar Miller (162 yards), at Houston, 11/26/18 (L)

100 YARDS RUSHING

By Titans—Derrick Henry (211 yards) at Houston, 12/29/19 (W)

By Opponents—Carlos Hyde (104 yards), vs. Houston, 12/15/19 (L)

CONSECUTIVE 100-YARD RUSHING GAMES

By Titans—Derrick Henry (4) vs. Kansas City (188 yards), 11/10/19 (W); vs. Jacksonville (159), 11/24/19 (W); at Indianapolis (149), 12/1/19 (W); at Oakland (103), 12/8/19 (W)

30 OR MORE CARRIES

By Titans—Derrick Henry (32 att) at Houston, 12/29/19 (W)

By Opponents—Melvin Gordon (32 carries) at San Diego, 11/6/16 (L)

RUSHING PLAY OF 80 OR MORE YARDS

By Titans—Derrick Henry (99 yards) vs. Jacksonville, 12/6/18 (W)

By Opponents—Lamar Miller (97 yards), at Houston, 11/26/18 (L)

RUSHING PLAY OF 50 OR MORE YARDS

By Titans—Derrick Henry (53 yards) at Houston, 12/29/19 (W)

By Opponents—Christian McCaffrey (58 yards), at Carolina, 11/3/19 (L)

THREE TOUCHDOWNS RUSHING

By Titans—Derrick Henry (3) at Houston, 12/29/19 (W)

By Opponents—Corey Dillon (4) at Cincinnati, 12/4/97 (L)

TWO TOUCHDOWNS RUSHING

By Titans—Derrick Henry (3) at Houston, 12/29/19 (W)

By Opponents—Alvin Kamara (2), vs. New Orleans, 12/22/19 (L)

INDIVIDUAL PASSING

400 YARDS PASSING

By Titans—Ryan Fitzpatrick (402 yards) vs. Arizona, 12/15/13 (L)

By Opponents—Patrick Mahomes (446 yards), vs. Kansas City, 11/10/19 (W)

300 YARDS PASSING

By Titans—Ryan Tannehill (391 yards) at Oakland, 12/8/19 (W)

By Opponents—Jacoby Brissett (319 yards), at Indianapolis, 12/1/19 (W)

CONSECUTIVE 300-YARD PASSING GAMES

By Titans—Matt Hasselbeck vs. Baltimore (358 yards), 9/18/11 (W), vs. Denver (311 yards), 9/25/11 (W)

FIVE TOUCHDOWN PASSES

By Titans—Steve McNair vs. Jacksonville, 12/26/99 (W)

By Opponents—Blake Bortles vs. Jacksonville, 12/6/15 (W)

FOUR TOUCHDOWN PASSES

By Titans—Marcus Mariota vs. Green Bay, 11/13/16 (W)

By Opponents—Jared Goff, vs. Los Angeles Rams, 12/24/17 (L)

50 OR MORE PASS ATTEMPTS

By Titans—Zach Mettenberger (51 att) vs. Houston, 12/27/15 (L)

By Opponents—Patrick Mahomes (50 att), vs. Kansas City, 11/10/19 (W)

40 OR MORE PASS ATTEMPTS

By Titans—Marcus Mariota (43 att) vs. Philadelphia, 9/30/18 (W)

By Opponents—Jacoby Brissett (40 att), at Indianapolis, 12/1/19 (W)

30 OR MORE COMPLETIONS

By Titans—Marcus Mariota (30 comp) vs. Philadelphia, 9/30/18 (W)

By Opponents—Nick Foles (32 comp), vs. Jacksonville, 11/24/19 (W)

NO SACKS ALLOWED

By Titans—at Houston, 12/29/19 (W)

By Opponents—at Jacksonville, 9/19/19 (L)

COMPLETION OF 80 OR MORE YARDS

By Titans—Ryan Tannehill (91 yards) at Oakland, 12/8/19 (W)

By Opponents—Jared Goff (80 yards), vs. Los Angeles Rams, 12/24/17 (L)

COMPLETION OF 50 OR MORE YARDS

By Titans—Ryan Tannehill (51 yards) at Houston, 12/29/19 (W)

By Opponents—Drew Brees (61 yards), vs. New Orleans, 12/22/19 (L)

INDIVIDUAL RECEIVING

200 YARDS RECEIVING

By Titans—Kenny Britt (225 yards) vs. Philadelphia, 10/24/10 (W)

By Opponents—DeAndre Hopkins (238 yards) at Houston, 11/30/14 (L)

150 YARDS RECEIVING

By Titans—A.J. Brown (153 yards) at Oakland, 12/8/18 (W)

By Opponents—Tyreek Hill (157 yards), vs. Kansas City, 11/10/19 (W)

100 YARDS RECEIVING

By Titans—A.J. Brown (124 yards) at Houston, 12/29/19 (W)

By Opponents—Michael Thomas (136 yards), vs. New Orleans, 12/22/19 (L)

CONSECUTIVE 100-YARD RECEIVING GAMES

By Titans—A.J. Brown at Oakland (153 yards), 12/8/19 (W), vs. Houston (114 yards), 12/15/19 (L)

10 OR MORE RECEPTIONS

By Titans—Delanie Walker (10 rec.) vs. Dallas, 9/14/14 (L)

By Opponents—Michael Thomas (12 rec.), vs. New Orleans, 12/22/19 (L)

RECEPTION OF 80 OR MORE YARDS

By Titans—A.J. Brown (91 yards) at Oakland, 12/8/19 (W)

By Opponents—Todd Gurley (80 yards), vs. Los Angeles Rams, 12/24/17 (L)

REGULAR SEASON: THE LAST TIME THE TENNESSEE TITANS ...

RECEPTION OF 50 OR MORE YARDS

By Titans—A.J. Brown (51 yards) at Houston, 12/29/19 (W)

By Opponents—Jared Cook (61 yards), vs. New Orleans, 12/22/19 (L)

THREE TOUCHDOWN RECEPTIONS

By Titans—Kenny Britt vs. Philadelphia, 10/24/10 (W)

By Opponents—Antonio Brown at Pittsburgh, 11/16/17 (L)

TWO TOUCHDOWN RECEPTIONS

By Titans—Tajae Sharpe vs. New Orleans, 12/22/19 (L)

By Opponents—Jared Cook, vs. New Orleans, 12/22/19 (L)

COMBINED OFFENSIVE PERFORMANCES BY TEAMMATES

100-YARD RUSHER AND 100-YARD RECEIVER IN A GAME

By Titans—Derrick Henry (211 rush.) and A.J. Brown (124 rec.) at Houston, 12/29/19 (W)

By Opponents—Carlos Hyde (104 rush.) and DeAndre Hopkins (119 rec.) vs. Houston, 12/15/19 (L)

By One Player (Opponent)—Todd Gurley (118 rush. and 158 receiving), vs. Los Angeles Rams, 12/24/17 (L)

100-YARD RUSHER, 100-YARD RECEIVER AND 300-YARD PASSER IN A GAME

By Titans—Derrick Henry (103 rush.), A.J. Brown (153 rec.) and Ryan Tannehill (391 pass.) at Oakland, 12/8/19 (W)

By Opponents—Todd Gurley (118 rush. and 158 rec.) and Jared Goff (301 pass.), vs. Los Angeles Rams, 12/24/17 (L)

300-YARD PASSER AND 100-YARD RECEIVER IN A GAME

By Titans—Ryan Tannehill (391 pass.) and A.J. Brown (153 rec.) at Oakland, 12/8/19 (W)

By Opponents—Jacoby Brissett (319 pass.), Zach Pascal (109 rec.), at Indianapolis, 12/1/19 (W)

100-YARD RUSHER AND 300-YARD PASSER IN A GAME

By Titans—Derrick Henry (103 rush.) and Ryan Tannehill (391 pass.) at Oakland, 12/8/19 (W)

By Opponents—Jared Goff (301 pass.) and Todd Gurley (118 rush.), vs. Los Angeles Rams, 12/24/17 (L)

TWO 100-YARD RUSHERS IN A GAME

By Titans—Chris Johnson (125 yards) and LenDale White (106 yards) at Detroit, 11/27/08 (W)

By Opponents—Arian Foster (115 yards) and Ben Tate (104 yards) vs. Houston, 10/23/11 (L)

TWO 100-YARD RECEIVERS IN A GAME

By Titans—Justin Hunter (109 yards) and Kendall Wright (103 yards) at Oakland, 11/24/13 (W)

By Opponents—Zach Ertz (112 rec.) and Alshon Jeffery (105 rec.), vs. Philadelphia, 9/30/18 (W)

INDIVIDUAL DEFENSE

INTERCEPTION RETURNED FOR TOUCHDOWN

By Titans—Malcolm Butler (38 yards) at Cleveland, 9/8/19 (W)

By Opponents—Trumaine Johnson (31 yards), vs. New York Jets, 12/2/18 (W)

FUMBLE RETURNED FOR TOUCHDOWN

By Titans—Jayon Brown (46 yards) at Oakland, 12/8/19 (W)

By Opponents—Yannick Ngakoue (67 yards) vs. Jacksonville, 12/31/17 (W)

SAFETY SCORED

By Titans—Browns quarterback Baker Mayfield sacked in end zone by Cameron Wake, at Cleveland, 9/8/19 (W)

By Opponents—Cameron Batson tackled in end zone vs. Jacksonville, 12/6/18 (W)

THREE INTERCEPTIONS

By Titans—Kevin Byard (3) at Cleveland, 10/22/17 (W)

By Opponents—Glover Quin (3) at Houston, 11/28/10 (L)

TWO INTERCEPTIONS

By Titans—Kevin Byard (2) vs. Jacksonville, 12/31/17 (W)

By Opponents—Reshad Jones at Miami, 9/9/18 (L)

THREE SACKS

By Titans—Jason Jones (3.5) vs. Pittsburgh, 12/21/08 (W)

By Opponents—Jordan Phillips, vs. Buffalo, 10/6/19 (L)

POSTSEASON: THE LAST TIME THE TENNESSEE TITANS ...

GAMES WON (PLAYOFFS)

WON BY SCORING IN THE LAST TWO MINUTES OF REGULATION

By Titans—Gary Anderson 46-yard field goal with 0:29 remaining, at Baltimore, 1/3/04 (W)

By Opponents—Matt Stover 43-yard field goal with 0:53 remaining, vs. Baltimore, 1/10/09 (L)

WON OVERTIME GAME

By Titans—Tennessee 34, vs. Pittsburgh 31, 1/11/03 (W)

By Opponents—at Buffalo 41, Houston 38, 1/3/93 (L)

WON BY 20 OR MORE POINTS

By Titans/Oilers—Never Happened

By Opponents—at New England 35, Tennessee 14, 1/13/18 (L)

WON BY SHUTOUT

By Titans/Oilers—Never Happened

By Opponents—Never Happened

TEAM SCORING (PLAYOFFS)

SCORED 50 POINTS

By Titans/Oilers—Never Happened

By Opponents—at Oakland 56, Houston 7, 12/21/69 (L)

SCORED 40 POINTS

By Titans/Oilers—Never Happened

By Opponents—at Oakland 41, Tennessee 24, 1/19/03 (L)

SCORED 20 POINTS IN A QUARTER

By Titans—Never in Titans era (since 1999)

By Oilers—21 points in second quarter, at Buffalo, 1/3/93 (L)

By Opponents—21 points in second quarter, at New England, 1/13/18 (L)

SCORED 30 POINTS IN A HALF

By Titans/Oilers—Never Happened

By Opponents—35 points in second half, at Buffalo, 1/3/93 (L)

SCORED TOUCHDOWNS ON OFFENSE, DEFENSE AND SPECIAL TEAMS

By Titans/Oilers—Never Happened

By Opponents—Never Happened

SCORED A TOUCHDOWN ON FIRST OFFENSIVE POSSESSION

By Titans—Anthony Firkser 12-yard pass from Ryan Tannehill, at New England, 1/4/20 (W)

By Opponents—Bethel Johnson 41-yard pass from Tom Brady, at New England, 1/10/04 (L)

TEAM YARDAGE TOTALS (PLAYOFFS)

500 TOTAL NET YARDS

By Titans/Oilers—Never Happened

By Opponents—at Baltimore (530 yards), 1/11/20 (W)

400 TOTAL NET YARDS

By Titans—vs. Pittsburgh (430 yards), 1/11/03 (W)

By Opponents—at Kansas City (404 yards), 1/19/20 (L)

POSTSEASON: THE LAST TIME THE TENNESSEE TITANS ...

TEAM DEFENSE (PLAYOFFS)

HELD OPPONENT WITHOUT A TOUCHDOWN

- By Titans**—Never in Titans era (since 1999)
By Oilers—Houston 10, at San Diego 3, 12/24/61 (W)
By Opponents—at San Diego 17, Tennessee 6, 1/6/08 (L)

HELD OPPONENT TO 200 OR FEWER NET YARDS OF OFFENSE

- By Titans**—vs. Baltimore (134 net yards), 1/7/01 (L)
By Opponents—vs. Buffalo (194 net yards), 1/8/00 (W)

HELD OPPONENT TO 50 OR FEWER YARDS RUSHING

- By Titans**—vs. Baltimore (50 yards), 1/10/09 (L)
By Opponents—vs. Kansas City (39 yards), 1/16/94 (L)

HELD OPPONENT TO 100 OR FEWER NET YARDS PASSING

- By Titans**—vs. Buffalo (97 net yards), 1/8/00 (W)
By Opponents—at Baltimore (83 net yards), 1/11/20 (W)

SEVEN OR MORE SACKS BY TEAM

- By Titans/Oilers**—Never Happened
By Opponents—at New England (8 sacks), 1/13/18 (L)

SPECIAL TEAMS (PLAYOFFS)

KICKOFF RETURNED FOR TOUCHDOWN

- By Titans**—Derrick Mason (80 yards) at Jacksonville, 1/23/00 (W)
By Opponents—Never Happened

RETURNED OPENING KICKOFF FOR TOUCHDOWN

- By Titans/Oilers**—Never Happened
By Opponents—Never Happened

PUNT RETURNED FOR TOUCHDOWN

- By Titans/Oilers**—Never Happened
By Opponents—Never Happened

FIELD GOAL BLOCKED

- By Titans/Oilers**—Never Happened
By Opponents—Richard Seymour at New England (Gary Anderson), 1/10/04 (L)

FIELD GOAL BLOCKED, RETURNED FOR TD

- By Titans/Oilers**—Never Happened
By Opponents—Anthony Mitchell (90 yards) vs. Baltimore (Al Del Greco's FG blocked by Keith Washington), 1/7/01 (L)

PUNT BLOCKED

- By Titans**—Chris Coleman vs. Baltimore (Kyle Richardson, twice), 1/7/01 (L)
By Opponents—Jerry Olsavsky vs. Pittsburgh (Greg Montgomery), 12/31/89 (L)

PUNT BLOCKED AND RETURNED FOR TD

- By Titans/Oilers**—Never Happened
By Opponents—Never Happened

FIVE FIELD GOALS

- By Titans/Oilers**—Never Happened
By Opponents—Never Happened

FOUR FIELD GOALS

- By Titans**—Al Del Greco at Indianapolis, 1/16/00 (W)
By Opponents—Gary Anderson (OT) vs. Pittsburgh, 12/31/89 (L)

THREE FIELD GOALS

- By Titans**—Al Del Greco (4) at Indianapolis, 1/16/00 (W)
By Opponents—Jeff Reed vs. Pittsburgh, 1/11/03 (W)

MISSED PAT (KICK)

- By Titans/Oilers**—Never Happened
By Opponents—David Treadwell (Wide Left) at Denver, 1/4/92 (L)

TWO-POINT CONVERSIONS (PLAYOFFS)

TWO-POINT CONVERSION MADE

- By Titans/Oilers**—Never Happened
By Opponents—Plaxico Burress (pass from Hines Ward) vs. Pittsburgh, 1/11/03 (W)

TWO-POINT CONVERSION FAILED

- By Titans**—at New England (run failed), 1/4/20 (W)
By Opponents—at Baltimore (pass failed), 1/11/20 (W)

INDIVIDUAL OFFENSIVE PERFORMANCES (PLAYOFFS)

INDIVIDUAL WITH 200 SCRIMMAGE YARDS

- By Titans**—Derrick Henry (202 yards) at Baltimore, 1/11/20 (W)
By Opponents—Never Happened

RUSHING TOUCHDOWN AND RECEIVING TOUCHDOWN

- By Titans**—Never in Titans era (since 1999)
By Oilers—Allen Pinkett at Cleveland, 12/24/88 (W)
By Opponents—James White at New England, 1/13/18 (L)

RUSHING TOUCHDOWN AND PASSING TOUCHDOWN

- By Titans**—Ryan Tannehill at Baltimore, 1/11/20 (W)
By Opponents—Patrick Mahomes at Kansas City, 1/19/20 (L)

INDIVIDUAL RUSHING (PLAYOFFS)

200 YARDS RUSHING

- By Titans/Oilers**—Never Happened
By Opponents—Never Happened

150 YARDS RUSHING

- By Titans**—Derrick Henry (195 yards) at Baltimore, 1/11/20 (W)
By Opponents—Paul Lowe (165 yards) vs. Los Angeles Chargers, 1/1/61 (W)

100 YARDS RUSHING

- By Titans**—Derrick Henry (195 yards) at Baltimore, 1/11/20 (W)
By Opponents—Fred Taylor (110 yards) at Jacksonville, 1/23/00 (W)

CONSECUTIVE 100-YARD RUSHING GAMES

- By Titans**—Derrick Henry at New England (182 yards), 1/4/20 (W), at Baltimore (195 yards), 1/11/20 (W)

30 OR MORE CARRIES

- By Titans**—Derrick Henry (30) at Baltimore, 1/11/20 (W)
By Opponents—Never Happened

RUSHING PLAY OF 80 OR MORE YARDS

- By Titans/Oilers**—Never Happened
By Opponents—Never Happened

RUSHING PLAY OF 50 OR MORE YARDS

- By Titans**—Derrick Henry (66 yards) at Baltimore, 1/11/20 (W)
By Opponents—Never Happened

THREE TOUCHDOWNS RUSHING

- By Titans/Oilers**—Never Happened
By Opponents—Never Happened

TWO TOUCHDOWNS RUSHING

- By Titans**—Steve McNair at Oakland, 1/19/03 (L)
By Opponents—Antowain Smith vs. Buffalo, 1/8/00 (W)

INDIVIDUAL PASSING (PLAYOFFS)

400 YARDS PASSING

- By Titans/Oilers**—Never Happened
By Opponents—Kurt Warner (414 yards) vs. St. Louis, 1/30/00 (L)

300 YARDS PASSING

- By Titans**—Steve McNair (338 yards) vs. Pittsburgh, 1/11/03 (W)
By Opponents—Lamar Jackson (365 yards), at Baltimore, 1/11/20 (W)

CONSECUTIVE 300-YARD PASSING GAMES

Playoffs:

- By Titans/Oilers**—Never Happened

POSTSEASON: THE LAST TIME THE TENNESSEE TITANS ...

FIVE TOUCHDOWN PASSES

By Titans/Oilers—Never Happened

By Opponents—Daryle Lamonica (6) at Oakland, 12/21/69 (L)

FOUR TOUCHDOWN PASSES

By Titans—Never in Titans era (since 1999)

By Oilers—Warren Moon at Buffalo, 1/3/93 (L)

By Opponents—Frank Reich at Buffalo, 1/3/93 (L)

50 OR MORE PASS ATTEMPTS

By Titans—Never in Titans era (since 1999)

By Oilers—Warren Moon (50 att) at Buffalo, 1/3/93 (L)

By Opponents—Lamar Jackson (59 att), at Baltimore, 1/11/20 (W)

40 OR MORE PASS ATTEMPTS

By Titans—Kerry Collins (42 att) vs. Baltimore, 1/10/09 (L)

By Opponents—Lamar Jackson (59 att), at Baltimore, 1/11/20 (W)

30 OR MORE COMPLETIONS

By Titans—Never in Titans era (since 1999)

By Oilers—Warren Moon (32 comp) vs. Kansas City, 1/16/94 (L)

By Opponents—Lamar Jackson (31 comp), at Baltimore, 1/11/20 (W)

NO SACKS ALLOWED

By Titans—at Baltimore, 1/3/04 (W)

By Opponents—at New England, 1/4/20 (W)

COMPLETION OF 80 OR MORE YARDS

By Titans/Oilers—Never Happened

By Opponents—Never Happened

COMPLETION OF 50 OR MORE YARDS

By Titans—Never in Titans era (since 1999)

By Oilers—Dan Pastorini (71 yards) at New England, 12/31/78 (L)

By Opponents—Patrick Mahomes (60 yards), at Kansas City, 1/19/20 (L)

INDIVIDUAL RECEIVING (PLAYOFFS)

200 YARDS RECEIVING

By Titans/Oilers—Never Happened

By Opponents—Never Happened

150 YARDS RECEIVING

By Titans/Oilers—Never Happened

By Opponents—Isaac Bruce (162 yards) vs. St. Louis, 1/30/00 (L)

100 YARDS RECEIVING

By Titans—Justin Gage (135 yards) vs. Baltimore, 1/10/09 (L)

By Opponents—Sammy Watkins (114 yards), at Kansas City, 1/19/20 (L)

CONSECUTIVE 100-YARD RECEIVING GAMES

By Titans—Never in Titans era (since 1999)

By Oilers—Ernest Givins at Denver (111 yards), 1/4/92 (L), at Buffalo (117 yards), 1/3/93 (L)

10 OR MORE RECEPTIONS

By Titans—Justin Gage (11 rec.) vs. Baltimore, 1/10/09 (L)

By Opponents—Danny Amendola (11 rec.) at New England, 1/13/18 (L)

RECEPTION OF 80 OR MORE YARDS

By Titans/Oilers—Never Happened

By Opponents—Never Happened

RECEPTION OF 50 OR MORE YARDS

By Titans—Never in Titans era (since 1999)

By Oilers—Ken Burrough (71 yards) at New England, 12/31/78 (L)

By Opponents—Sammy Watkins (60 yards), at Kansas City, 1/19/20 (L)

THREE TOUCHDOWN RECEPTIONS

By Titans/Oilers—Never Happened

By Opponents—Andre Reed at Buffalo, 1/3/93 (L)

TWO TOUCHDOWN RECEPTIONS

By Titans/Oilers—Corey Davis at New England, 1/13/18 (L)

By Opponents—Tyreek Hill, at Kansas City, 1/19/20 (L)

COMBINED OFFENSIVE PERFORMANCES BY TEAMMATES (PLAYOFFS)

100-YARD RUSHER AND 100-YARD RECEIVER IN A GAME

By Titans/Oilers—Never Happened

By Opponents—Lamar Jackson (143 rush.) and Marquis Brown (126 rec.), at Baltimore, 1/11/20 (W)

100-YARD RUSHER, 100-YARD RECEIVER AND 300-YARD PASSER IN A GAME

By Titans/Oilers—Never Happened

By Opponents—Lamar Jackson (143 rush.), Lamar Jackson (365 pass.) and Marquis Brown (126 rec.), at Baltimore, 1/11/20 (W)

300-YARD PASSER AND 100-YARD RECEIVER IN A GAME

By Titans—Steve McNair (338 pass.) and Frank Wycheck (123 rec.) vs. Pittsburgh, 1/11/03 (W)

By Opponents—Lamar Jackson (365 pass.) and Marquis Brown (126 rec.), at Baltimore, 1/11/20 (W)

100-YARD RUSHER AND 300-YARD PASSER IN A GAME

By Titans/Oilers—Never Happened

By Opponents—Lamar Jackson (143 rush. and 365 pass.), at Baltimore, 1/11/20 (W)

TWO 100-YARD RUSHERS IN A GAME

By Titans/Oilers—Never Happened

By Opponents—Hewitt Dixon (144 yards) and Pete Banaszak (116 yards) at Oakland, 12/31/67 (L)

TWO 100-YARD RECEIVERS IN A GAME

By Titans—Never in Titans era (since 1999)

By Oilers—Mike Barber (112 yards) and Ken Burrough (103 yards) at Miami, 12/24/78 (W)

By Opponents—Chris Chambers (121 yards) and Vincent Jackson (114 yards) at San Diego, 1/6/08 (L)

INDIVIDUAL DEFENSE (PLAYOFFS)

INTERCEPTION RETURNED FOR TOUCHDOWN

By Titans—Logan Ryan (9 yards) at New England, 1/4/20 (W)

By Opponents—Will Demps (56 yards), at Baltimore, 1/3/04 (W)

FUMBLE RETURNED FOR TOUCHDOWN

By Titans/Oilers—Never Happened

By Opponents—Never Happened

SAFETY SCORED

By Titans—Josh Evans and Jason Fisk (sacked Mark Brunell), at Jacksonville, 1/23/00 (W)

By Opponents—Dan Pastorini ran out of the End Zone, at Miami, 12/24/78 (W)

THREE INTERCEPTIONS

By Titans—Never in Titans era (since 1999)

By Oilers—Vernon Perry (4*) at San Diego, 12/29/79 (W)

By Opponents—Never Happened

TWO INTERCEPTIONS

By Titans—Never in Titans era (since 1999)

By Oilers—Bubba McDowell vs. N.Y. Jets, 12/29/91 (W)

By Opponents—Johnny Robinson vs. Dallas Texans, 12/23/62 (L)

THREE SACKS

By Titans—Never in Titans era (since 1999)

By Oilers—Andy Dorris vs. Denver, 12/23/79 (W)

By Opponents—Willie McGinest at New England, 1/10/04 (L)

LAST TIME IN A SEASON THE TITANS ...

TEAM OFFENSE

Ranked 1st in Overall Offense — 1990
 Ranked 1st in Rushing Offense — 1967 (AFL)
 Ranked 1st in Passing Offense — 1992

TEAM DEFENSE

Ranked 1st in Overall Defense — 2000
 Ranked 1st in Rushing Defense — 2003
 Ranked 1st in Passing Defense — 2000

GAMES WON (REGULAR SEASON)

10 Wins — 2008 (13-3)
 11 Wins — 2008 (13-3)
 12 Wins — 2008 (13-3)
 13 Wins — 2008 (13-3)

ADVANCED IN PLAYOFFS

Wild Card Round — 2019
Divisional Round — 2019
Conference Championship — 2019
 Super Bowl — 1999

RUSHING

1,000 Yards — *Derrick Henry (1,540), 2019*
 1,500 Yards — *Derrick Henry (1,540), 2019*
 2,000 Yards — Chris Johnson (2,006), 2009
 300 Attempts — *Derrick Henry (303), 2019*
 400 Attempts — Eddie George (403), 2000
 10 Touchdowns — *Derrick Henry (16), 2019*
 15 Touchdowns — *Derrick Henry (16), 2019*

PASSING

3,000 Yards — Marcus Mariota (3,232), 2017
 3,500 Yards — Matt Hasselbeck (3,571), 2011
 4,000 Yards — Warren Moon (4,690), 1991
 400 Attempts — Marcus Mariota (453), 2017
 500 Attempts — Matt Hasselbeck (518), 2011
 600 Attempts — Warren Moon (655), 1991
 20 Touchdowns — *Ryan Tannehill (22), 2019*
 30 Touchdowns — Warren Moon (33), 1990
 90.0 Passer Rating — *Ryan Tannehill (117.5), 2019*
 100.0 Passer Rating — *Ryan Tannehill (117.5), 2019*

RECEIVING

80 Receptions — Delanie Walker (94), 2015
 90 Receptions — Delanie Walker (94), 2015
 100 Receptions — Haywood Jeffries (100), 1991
 1,000 Yards — *A.J. Brown (1,051), 2019*
 1,500 Yards — Charlie Hennigan (1,546), 1964
 10 Touchdowns — Drew Bennett (11), 2004
 15 Touchdowns — Bill Groman (17), 1961

SCORING

100 Points — *Derrick Henry (108), 2019*
 110 Points — Ryan Succop (136), 2017
 120 Points — Ryan Succop (136), 2017
 130 Points — Ryan Succop (136), 2017
 30 Field Goals — Ryan Succop (35), 2017
 35 Field Goals — Ryan Succop (35), 2017
 10 Touchdowns — *Derrick Henry (18), 2019*
 15 Touchdowns — *Derrick Henry (18), 2019*

DEFENSE

7 Interceptions — Kevin Byard (8), 2017
 8 Interceptions — Kevin Byard (8), 2017
 9 Interceptions — Mike Reinfeldt (12), 1979
 10 Interceptions — Mike Reinfeldt (12), 1979
 10 Sacks — Brian Orakpo (10.5), 2016
 12 Sacks — Jason Babin (12.5), 2010
 14 Sacks — Jevon Kearse (14.5), 1999
 150 Tackles — *Wesley Woodyard (172), 2017*
 175 Tackles — Keith Bulluck (180), 2002
 200 Tackles — Gregg Bingham (212), 1980

TITANS RECORDS AT A GLANCE

Team record holders in major statistical categories

SCORING

Points (Game) — 30 by Billy Cannon (5 TDs) at N.Y. Titans, 12/10/61
 Points (Season) — 136 by Al Del Greco, 1998; by **Ryan Succop**, 2017
 Points (Career) — 1,060 by Al Del Greco, 1991-00
 Touchdowns (Game) — 5 by Billy Cannon at N.Y. Titans, 12/10/61
 Touchdowns (Season) — 19 by Earl Campbell, 1979
 Touchdowns (Career) — 74 by Eddie George, 1996-03
 Field Goals (Game) — 8 by Rob Bironas at Hou., 10/21/07
 Field Goals (Season) — 36 by Al Del Greco, 1998
 Field Goals (Career) — 246 by Al Del Greco, 1991-00

RUSHING

Rushing Yards (Game) — 238 by **Derrick Henry** vs. Jax, 12/6/18
 Rushing Yards (Season) — 2,006 by Chris Johnson, 2009
 Rushing Yards (Career) — 10,009 by Eddie George, 1996-03
 Rushing Touchdowns (Game) — 4 by Earl Campbell vs. Mia., 11/20/78; Lorenzo White vs. Cle., 12/9/90; **Derrick Henry** vs. Jax, 12/6/18
 Rushing Touchdowns (Season) — 19 by Earl Campbell, 1979
 Rushing Touchdowns (Career) — 73 by Earl Campbell, 1978-84

PASSING

Passing Yards (Game) — 527 by Warren Moon at K.C., 12/16/90
 Passing Yards (Season) — 4,690 by Warren Moon, 1991
 Passing Yards (Career) — 33,685 by Warren Moon, 1984-93
 Passing Touchdowns (Game) — 7 by George Blanda vs. N.Y. Titans, 11/19/61
 Passing Touchdowns (Season) — 36 by George Blanda, 1961
 Passing Touchdowns (Career) — 196 by Warren Moon, 1984-93
 Passer Rating (Game) — 158.3 by Chris Chandler at Cin., 9/24/95
 Passer Rating (Season) — 117.5 by **Ryan Tannehill**, 2019
 Passer Rating (Career) — 90.5 by **Marcus Mariota**, 2015-19

RECEIVING

Receptions (Game) — 13 (three times, last by Drew Bennett at Oak., 12/19/04)
 Receptions (Season) — 101 by Charlie Hennigan, 1964
 Receptions (Career) — 542 by Ernest Givins, 1986-94
 Receiving Yards (Game) — 272 by Charlie Hennigan at Bos., 10/13/61
 Receiving Yards (Season) — 1,746 by Charlie Hennigan, 1961
 Receiving Yards (Career) — 7,935 by Ernest Givins, 1986-94
 Receiving Touchdowns (Game) — 3 (17 times, last by Kenny Britt vs. Phi., 10/24/10)
 Receiving Touchdowns (Season) — 17 by Bill Groman, 1961
 Receiving Touchdowns (Career) — 51 by Charlie Hennigan, 1960-66

PUNTING

Punts (Game) — 11 (twice by Rich Camarillo, last at Pit., 12/3/95)
 Punts (Season) — 96 by Rich Camarillo, 1994
 Punts (Career) — 861 by Craig Hentrich, 1998-09

PUNT RETURNS

Punt Return Yards (Game) — 160 by Darius Reynaud vs. Jax., 12/30/12
 Punt Return Average (Season) — 15.4 by Billy Johnson, 1977
 Punt Return Average (Career) — 13.2 by Billy Johnson, 1974-80

KICKOFF RETURNS

Kickoff Return Yards (Game) — 240 by Bobby Jancik at Oak., 12/22/63
 Kickoff Return Average (Season) — 31.7 by **Darius Jennings**, 2018
 Kickoff Return Average (Career) — 26.5 by Bobby Jancik, 1962-67

INTERCEPTIONS

Interceptions (Game) — 3 (nine times, last by **Kevin Byard** at Cle., 10/22/17)
 Interceptions (Season) — 12 by Freddy Glick, 1963; by Mike Reinfeldt, 1979
 Interceptions (Career) — 45 by Jim Norton, 1960-68

SACKS

Sacks (Game) — 4 (five times, last by William Fuller vs. Pit., 11/28/93)
 Sacks (Season) — 17 by Elvin Bethea, 1973
 Sacks (Career) — 105 by Elvin Bethea, 1968-83

TENNESSEE TITANS 2019 REGULAR SEASON PARTICIPATION CHART

| Player | 9/8 @Cle | 9/15 Ind | 9/19 @Jax | 9/29 @Atl | 10/6 Buf | 10/13 @Den | 10/20 LAC | 10/27 TB | 11/3 @Car | 11/10 KC | 11/24 Jax | 12/1 @Ind | 12/8 @Oak | 12/15 Hou | 12/22 NO | 12/29 @Hou | Season Totals | | | |
|----------------------------|-------------|-------------|--------------|--------------|-------------|---------------|--------------|-------------|--------------|-------------|--------------|--------------|--------------|--------------|-------------|---------------|---------------|----|-----|----|
| | | | | | | | | | | | | | | | | | GP | GS | DNP | IA |
| Bates, Daren.....P | P | P | P | P | P | P | P | P | P | P | P | P | P | P | P | P | 13 | 0 | 0 | 3 |
| Batson, Cameron.....IR | IR | IR | IR | IR | IR | IR | IR | IR | IR | IR | IR | IR | IR | IR | IR | IR | 0 | 0 | 0 | 0 |
| Blasingame, Khari.....X | X | X | X | X | X | X | X | X | X | X | FB | P | P | P | FB | FB | 6 | 3 | 0 | 0 |
| Bledsoe, Amani.....PS | PS | PS | PS | PS | PS | PS | PS | PS | PS | PS | PS | PS | PS | PS | PS | PS | 0 | 0 | 0 | 0 |
| Brinkley, Beau.....P | P | P | P | P | P | P | P | P | P | P | P | P | P | P | P | P | 16 | 0 | 0 | 0 |
| Brock Sr., Tramaine.....X | X | X | X | X | X | X | X | X | X | X | X | X | CB | CB | CB | CB | 4 | 4 | 0 | 0 |
| Brown, A.J.....WR | WR | WR | WR | P | WR | WR | P | P | P | WR | P | WR | WR | WR | WR | WR | 16 | 11 | 0 | 0 |
| Brown, Jayon.....ILB | ILB | ILB | ILB | ILB | ILB | ILB | IA | ILB | ILB | IA | ILB | ILB | ILB | ILB | ILB | ILB | 14 | 14 | 0 | 2 |
| Butler, Malcolm.....CB | CB | CB | CB | CB | CB | CB | CB | CB | CB | IR | IR | IR | IR | IR | IR | IR | 9 | 9 | 0 | 0 |
| Byard, Kevin.....FS | FS | FS | FS | FS | FS | FS | FS | FS | FS | FS | FS | FS | FS | FS | FS | FS | 16 | 16 | 0 | 0 |
| Casey, Jurrell.....DT | DT | DT | DT | DT | DT | DT | DT | DT | IA | IA | DT | DT | DT | DT | DT | DT | 14 | 14 | 0 | 2 |
| Conklin, Jack.....RT | RT | RT | RT | RT | RT | RT | RT | RT | RT | RT | RT | RT | RT | RT | RT | RT | 16 | 16 | 0 | 0 |
| Correa, Kamalei.....P | P | P | P | P | P | P | P | P | OLB | OLB | OLB | OLB | P | P | P | OLB | 16 | 5 | 0 | 0 |
| Cruikshank, Dane.....P | P | P | P | P | P | P | P | P | P | P | P | P | P | P | P | P | 16 | 0 | 0 | 0 |
| Davis, Corey.....WR | P | WR | WR | WR | P | P | WR | WR | WR | IA | WR | WR | WR | P | WR | WR | 15 | 11 | 0 | 1 |
| Davis II, Jamal.....X | X | X | X | X | PS | PS | PS | PS | PS | PS | PS | PS | PS | X | X | X | 0 | 0 | 0 | 0 |
| Davis, Nate.....IA | IA | IA | IA | P | RG | RG | RG | RG | RG | RG | RG | RG | RG | RG | RG | RG | 13 | 12 | 0 | 3 |
| Davis, Rashard.....X | X | X | X | X | X | X | X | X | X | RG | PS | PS | PS | PS | PS | P | 1 | 0 | 0 | 0 |
| Dawkins, Dalyn.....IA | PS | PS | PS | PS | PS | P | DNP | X | PS | PS | PS | PS | PS | PS | P | PS | 2 | 0 | 1 | 1 |
| Dickerson, Matt.....IA | IA | P | IA | IA | P | IA | X | X | P | P | IA | IA | IA | IA | P | IA | 5 | 0 | 0 | 9 |
| Douglas, Jamil.....RG | RG | RG | RG | RG | P | DNP | P | P | C | P | P | P | P | P | P | P | 15 | 5 | 1 | 0 |
| Durden, Kenneth.....X | X | X | X | X | X | X | X | X | X | X | X | X | X | X | PS | PS | 0 | 0 | 0 | 0 |
| Eligwe, Ukeme.....PS | PS | PS | PS | PS | PS | PS | X | X | X | X | X | X | X | X | X | X | 0 | 0 | 0 | 0 |
| Evans, Rashaan.....ILB | ILB | ILB | ILB | ILB | ILB | ILB | ILB | ILB | ILB | ILB | ILB | ILB | ILB | ILB | ILB | ILB | 16 | 16 | 0 | 0 |
| Finch, Sharif.....OLB | OLB | OLB | OLB | IA | P | IA | IA | IA | P | P | IA | P | P | IA | X | X | 8 | 3 | 0 | 6 |
| Firkser, Anthony.....P | P | P | P | IA | P | P | P | P | P | P | P | P | P | TE | P | P | 15 | 1 | 0 | 1 |
| Fluellen, David.....P | IA | IA | IA | P | IR | IR | IR | IR | IR | IR | IR | IR | IR | IR | IR | IR | 2 | 0 | 0 | 2 |
| Gilbert, Reggie.....IA | IA | IA | P | OLB | OLB | OLB | OLB | OLB | IA | P | P | IA | P | P | IA | P | 11 | 5 | 0 | 5 |
| Grasu, Hroniss.....X | IA | IA | DNP | DNP | IA | X | X | X | DNP | IA | IA | IA | X | X | X | X | 0 | 0 | 2 | 6 |
| Harris, Nigel.....X | X | X | X | X | X | X | PS | PS | PS | PS | PS | PS | PS | PS | P | PS | 1 | 0 | 0 | 0 |
| Henry, Derrick.....RB | RB | RB | RB | RB | RB | RB | RB | RB | RB | RB | RB | RB | RB | RB | IA | RB | 15 | 15 | 0 | 1 |
| Hesse, Parker.....PS | PS | PS | PS | PS | PS | PS | PS | PS | PS | PS | PS | PS | PS | PS | PS | PS | 0 | 0 | 0 | 0 |
| Hollister, Cody.....PS | PS | PS | PS | PS | PS | PS | PS | PS | PS | P | IA | P | P | P | P | IA | 5 | 0 | 0 | 2 |
| Hooker, Amani.....P | P | P | P | P | P | P | P | P | P | P | P | P | P | P | P | P | 16 | 0 | 0 | 0 |
| Humphries, Adam.....P | P | WR | WR | WR | P | WR | P | P | P | P | P | P | IA | IA | IA | IA | 12 | 3 | 0 | 4 |
| Ivie, Joey.....X | X | X | X | X | X | X | X | X | X | X | X | PS | PS | P | P | P | 3 | 0 | 0 | 0 |
| Jackson, Adoree'.....CB | CB | P | CB | CB | CB | CB | CB | IA | CB | CB | CB | CB | IA | IA | IA | IA | 11 | 10 | 0 | 5 |
| Jennings, Darius.....P | P | P | P | P | P | P | P | IA | X | X | X | X | X | X | X | P | 8 | 0 | 0 | 1 |
| Johnson, Austin.....P | P | P | P | P | P | P | P | P | P | P | P | P | P | P | NT | P | 16 | 1 | 0 | 0 |
| Johnson, Lyndon.....X | X | X | PS | PS | X | X | X | X | X | X | X | X | X | X | X | X | 0 | 0 | 0 | 0 |
| Jones, Ben.....C | C | C | C | C | C | C | C | C | IA | C | C | C | C | C | C | C | 15 | 15 | 0 | 1 |
| Jones, DaQuan.....DE | DE | NT | NT | NT | NT | NT | NT | NT | NT | NT | NT | NT | NT | NT | DE | NT | 16 | 16 | 0 | 0 |
| Joseph, Greg.....X | X | X | X | X | X | X | X | X | X | X | X | X | X | X | P | P | 2 | 0 | 0 | 0 |
| Kalu, Joshua.....IR | IR | IR | IR | IR | IR | IR | IR | IR | P | P | P | P | P | P | P | P | 8 | 0 | 0 | 0 |
| Kelly, Dennis.....LT | LT | LT | LT | LT | P | DNP | P | P | P | P | P | P | P | P | P | P | 15 | 4 | 1 | 0 |
| Kern, Brett.....P | P | P | P | P | P | P | P | P | P | P | P | P | P | P | P | P | 16 | 0 | 0 | 0 |
| Landry III, Harold.....OLB | OLB | OLB | OLB | OLB | OLB | OLB | OLB | OLB | OLB | OLB | OLB | OLB | OLB | OLB | OLB | OLB | 16 | 16 | 0 | 0 |
| Lewan, Taylor.....SUS | SUS | SUS | SUS | SUS | LT | LT | LT | LT | LT | LT | LT | LT | LT | LT | LT | LT | 12 | 12 | 0 | 0 |
| Lewis, Dion.....P | P | P | P | P | P | P | P | P | P | P | P | P | P | P | RB | P | 16 | 1 | 0 | 0 |
| Long Jr., David.....IA | P | P | IA | IA | P | P | P | P | P | P | P | P | P | P | P | P | 14 | 0 | 0 | 2 |
| Mack, Isaiah.....P | P | DT | P | P | P | P | P | P | P | P | P | P | P | IA | IA | IA | 13 | 1 | 0 | 3 |
| Mariota, Marcus.....QB | QB | QB | QB | QB | QB | QB | DNP | DNP | DNP | DNP | DNP | DNP | DNP | DNP | DNP | P | 7 | 6 | 9 | 0 |
| Milton, Chris.....P | P | IA | P | P | P | IA | IA | IA | IA | P | P | IR | IR | IR | IR | IR | 6 | 0 | 0 | 5 |
| Munyer, Daniel.....X | X | X | X | X | X | PS | PS | PS | PS | X | PS | PS | PS | PS | PS | PS | 0 | 0 | 0 | 0 |
| Orr, Kareem.....PS | PS | PS | PS | PS | PS | PS | PS | DNP | PS | PS | PS | P | P | X | PS | PS | 2 | 0 | 1 | 0 |
| Pamphile, Kevin.....IA | IA | IA | IA | IA | IA | IA | IA | PS | IA | IA | IA | IA | IA | IA | DNP | IA | 0 | 0 | 1 | 15 |
| Pankey, Adam.....PS | PS | PS | PS | X | X | X | X | X | X | X | X | X | X | X | X | X | 0 | 0 | 0 | 0 |
| Parkey, Cody.....X | X | X | X | X | X | P | P | P | X | X | X | X | X | X | X | X | 3 | 0 | 0 | 0 |
| Pruitt, MyCole.....P | TE | P | P | P | TE | TE | TE | TE | TE | TE | P | P | TE | TE | TE | P | 16 | 10 | 0 | 0 |
| Quessenberry, David...P | P | P | P | P | IA | PS | PS | PS | PS | PS | PS | PS | PS | PS | PS | PS | 4 | 0 | 0 | 1 |
| Raymond, Kalif.....X | PS | PS | PS | PS | PS | PS | PS | P | P | P | P | WR | P | P | P | IA | 8 | 1 | 0 | 1 |
| Roberson, Derick.....PS | PS | PS | PS | PS | PS | PS | IA | PS | PS | PS | PS | IA | IA | P | P | P | 3 | 0 | 0 | 3 |
| Ryan, Logan.....CB | CB | CB | CB | CB | CB | CB | CB | CB | CB | CB | CB | CB | CB | CB | CB | CB | 16 | 16 | 0 | 0 |
| Saffold, Rodger.....LG | LG | LG | LG | LG | LG | LG | LG | LG | LG | LG | LG | LG | LG | LG | LG | LG | 16 | 16 | 0 | 0 |
| Santos, Cairo.....P | P | P | P | P | P | X | X | X | X | X | X | X | X | X | X | X | 5 | 0 | 0 | 0 |
| Santoso, Ryan.....X | X | X | X | X | X | X | X | X | X | X | X | P | P | P | X | X | 3 | 0 | 0 | 0 |
| Sharpe, Tajae'.....P | P | P | WR | WR | P | P | WR | WR | WR | WR | WR | IA | P | P | P | P | 15 | 6 | 0 | 1 |
| Simmons, Jeffery.....NFI | NFI | NFI | NFI | NFI | NFI | NFI | P | DE | DE | DE | DE | DE | DE | DE | IA | P | 9 | 7 | 0 | 1 |
| Sims, LeShaun.....P | P | P | P | P | P | P | P | P | P | CB | P | IA | IA | P | CB | P | 14 | 2 | 0 | 2 |
| Smith, Jonnu.....TE | TE | TE | TE | TE | TE | P | TE | TE | TE | TE | TE | TE | TE | TE | P | TE | 16 | 14 | 0 | 0 |
| Smith, Rod.....X | X | X | X | X | X | IA | IA | P | P | P | X | X | X | X | X | X | 3 | 0 | 0 | 2 |
| Smith, Tye.....IA | IA | IA | P | IA | IA | P | P | P | X | IA | IA | P | CB | CB | P | CB | 9 | 3 | 0 | 6 |
| Stinnie, Aaron.....P | P | P | IA | IA | IA | IA | IA | IA | IA | X | X | X | X | X | X | X | 3 | 0 | 0 | 6 |
| Succop, Ryan.....IR | IR | IR | IR | IR | IR | IR | IR | IR | P | P | P | P | P | P | IR | IR | 6 | 0 | 0 | 0 |
| Tannehill, Ryan.....P | DNP | DNP | DNP | DNP | DNP | P | QB | QB | QB | QB | QB | QB | QB | QB | QB | QB | 12 | 10 | 4 | 0 |
| Thompson, Trevion.....X | X | X | X | X | X | X | X | X | X | X | X | X | X | X | X | PS | 0 | 0 | 0 | 0 |
| Urban, Brent.....P | IA | P | P | P | IA | P | X | X | X | X | X | X | X | X | X | X | 4 | 0 | 0 | 2 |
| Vaccaro, Kenny.....SS | SS | SS | SS | SS | SS | SS | SS | SS | SS | SS | SS | SS | SS | SS | SS | SS | 16 | 16 | 0 | 0 |
| Wake, Cameron.....P | P | P | P | P | IA | IA | P | P | P | P | P | IR | IR | IR | IR | IR | 9 | 0 | 0 | 2 |
| Walker, D'Andre.....IR | IR | IR | IR | IR | IR | IR | IR | IR | IR | IR | IR | IR | IR | IR | IR | IR | 0 | 0 | 0 | 0 |
| Walker, Delanie.....TE | TE | P | P | P | TE | TE | P | IA | IA | IA | IA | IR | IR | IR | IR | IR | 7 | 4 | 0 | 4 |
| White, Papi.....PS | PS | PS | PS | PS | PS | X | X | X | X | X | X | X | X | X | X | X | 0 | 0 | 0 | 0 |
| Williams, Jordan.....IR | IR | IR | IR | IR | IR | IR | IR | IR | IR | IR | IR | IR | IR | IR | IR | IR | 0 | 0 | 0 | 0 |
| Wilson, Shaun.....X | X | X | X | X | X | X | X | X | X | X | X | X | X | X | PS | PS | 0 | 0 | 0 | 0 |
| Woodside, Logan.....PS | PS-I | PS-I | PS-I | PS-I | PS-I | PS-I | PS-I | PS-I | PS-I | PS-I | PS-I | PS-I | PS-I | PS-I | PS-I | PS-I | 0 | 0 | 0 | 0 |
| Woodyard, Wesley.....P | P | IA | P | P | P | P | ILB | P | P | ILB | P | P | P | P | P | P | 15 | 2 | 0 | 1 |

Starters indicated by position (QB, RB, ILB, etc.); P = played but did not start; DNP = active but did not play; IA = inactive for game; PS = practice squad; PS-I = practice squad injured reserve; X = not on roster; IR = injured reserve; SUS = reserve/suspended; NFI = non-football injury; PUP = physically unable to perform

2019 RECAP

DRAFT

TEAM NOTES

PLAYER NOTES

STATISTICS

ROSTERS

TENNESSEE TITANS 2019 POSTSEASON PARTICIPATION CHART

| Player | 1/4 | 1/11 | 1/19 | Playoff Totals | | | |
|-------------------------------|------|------|------|----------------|----|-----|----|
| | @NE | @Bal | @KC | GP | GS | DNP | IA |
| Bates, Daren | P | P | P | 3 | 0 | 0 | 0 |
| Batson, Cameron | IR | IR | IR | 0 | 0 | 0 | 0 |
| Blasingame, Khari | FB | P | P | 3 | 1 | 0 | 0 |
| Bledsoe, Amani | PS | PS | PS | 0 | 0 | 0 | 0 |
| Brinkley, Beau | P | P | P | 3 | 0 | 0 | 0 |
| Brock Sr., Tramaine | CB | CB | CB | 3 | 3 | 0 | 0 |
| Brown, A.J. | WR | WR | WR | 3 | 3 | 0 | 0 |
| Brown, Jayon | ILB | IA | ILB | 2 | 2 | 0 | 1 |
| Butler, Malcolm | IR | IR | IR | 0 | 0 | 0 | 0 |
| Byard, Kevin | FS | FS | FS | 3 | 3 | 0 | 0 |
| Casey, Jurrell | DT | DT | DT | 3 | 3 | 0 | 0 |
| Conklin, Jack | RT | RT | RT | 3 | 3 | 0 | 0 |
| Correa, Kamalei | OLB | OLB | OLB | 3 | 3 | 0 | 0 |
| Cruikshank, Dane | P | P | P | 3 | 0 | 0 | 0 |
| Davis, Corey | WR | WR | WR | 3 | 3 | 0 | 0 |
| Davis II, Jamal | X | X | X | 0 | 0 | 0 | 0 |
| Davis, Nate | RG | RG | RG | 3 | 3 | 0 | 0 |
| Davis, Rashard | P | IA | IA | 1 | 0 | 0 | 2 |
| Dawkins, Dalyn | PS | PS | PS | 0 | 0 | 0 | 0 |
| Dickerson, Matt | P | P | P | 3 | 0 | 0 | 0 |
| Douglas, Jamil | P | P | P | 3 | 0 | 0 | 0 |
| Durden, Kenneth | PS | PS | PS | 0 | 0 | 0 | 0 |
| Eligwe, Ukeme | X | X | X | 0 | 0 | 0 | 0 |
| Evans, Rashaan | ILB | ILB | ILB | 3 | 3 | 0 | 0 |
| Finch, Sharif | X | X | X | 0 | 0 | 0 | 0 |
| Firkser, Anthony | P | P | P | 3 | 0 | 0 | 0 |
| Fluellen, David | IR | IR | IR | 0 | 0 | 0 | 0 |
| Gilbert, Reggie | IA | P | IA | 1 | 0 | 0 | 2 |
| Grasu, Hroniss | X | X | X | 0 | 0 | 0 | 0 |
| Harris, Nigel | PS | PS | PS | 0 | 0 | 0 | 0 |
| Henry, Derrick | RB | RB | RB | 3 | 3 | 0 | 0 |
| Hesse, Parker | PS | PS | PS | 0 | 0 | 0 | 0 |
| Hollister, Cody | IA | IA | IA | 0 | 0 | 0 | 3 |
| Hooker, Amani | P | P | P | 3 | 0 | 0 | 0 |
| Humphries, Adam | IA | IA | P | 1 | 0 | 0 | 2 |
| Ivie, Joey | IA | IA | IA | 0 | 0 | 0 | 3 |
| Jackson, Adoree' | CB | CB | CB | 3 | 3 | 0 | 0 |
| Jennings, Darius | P | P | IA | 2 | 0 | 0 | 1 |
| Johnson, Austin | P | P | P | 3 | 0 | 0 | 0 |
| Johnson, Lyndon | X | X | X | 0 | 0 | 0 | 0 |
| Jones, Ben | C | C | C | 3 | 3 | 0 | 0 |
| Jones, DaQuan | NT | NT | NT | 3 | 3 | 0 | 0 |
| Joseph, Greg | P | P | P | 3 | 0 | 0 | 0 |
| Kalu, Joshua | P | P | P | 3 | 0 | 0 | 0 |
| Kelly, Dennis | P | P | P | 3 | 0 | 0 | 0 |
| Kern, Brett | P | P | P | 3 | 0 | 0 | 0 |
| Landry III, Harold | OLB | OLB | OLB | 3 | 3 | 0 | 0 |
| Lewan, Taylor | LT | LT | LT | 3 | 3 | 0 | 0 |
| Lewis, Dion | P | P | P | 3 | 0 | 0 | 0 |
| Long Jr., David | P | ILB | P | 3 | 1 | 0 | 0 |
| Mack, Isaiah | IA | IA | IA | 0 | 0 | 0 | 3 |
| Mariota, Marcus | P | P | P | 3 | 0 | 0 | 0 |
| Milton, Chris | IR | IR | IR | 0 | 0 | 0 | 0 |
| Munyer, Daniel | PS | PS | PS | 0 | 0 | 0 | 0 |
| Orr, Kareem | PS | PS | PS | 0 | 0 | 0 | 0 |
| Pamphile, Kevin | IA | IA | IA | 0 | 0 | 0 | 3 |
| Pankey, Adam | X | X | X | 0 | 0 | 0 | 0 |
| Parkey, Cody | X | X | X | 0 | 0 | 0 | 0 |
| Pruitt, MyCole | P | TE | P | 3 | 1 | 0 | 0 |
| Quessenberry, David | PS | PS | PS | 0 | 0 | 0 | 0 |
| Raymond, Kalif | IA | P | P | 2 | 0 | 0 | 1 |
| Roberson, Derick | P | P | P | 3 | 0 | 0 | 0 |
| Ryan, Logan | CB | CB | CB | 3 | 3 | 0 | 0 |
| Saffold, Rodger | LG | LG | LG | 3 | 3 | 0 | 0 |
| Santos, Cairo | X | X | X | 0 | 0 | 0 | 0 |
| Santoso, Ryan | X | X | X | 0 | 0 | 0 | 0 |
| Sharpe, Tajaé | P | P | WR | 3 | 1 | 0 | 0 |
| Simmons, Jeffery | P | P | P | 3 | 0 | 0 | 0 |
| Sims, LeShaun | P | P | P | 3 | 0 | 0 | 0 |
| Smith, Jonnu | TE | TE | TE | 3 | 3 | 0 | 0 |
| Smith, Rod | X | X | X | 0 | 0 | 0 | 0 |
| Smith, Tye | P | P | P | 3 | 0 | 0 | 0 |
| Stinnie, Aaron | X | X | X | 0 | 0 | 0 | 0 |
| Succop, Ryan | IR | IR | IR | 0 | 0 | 0 | 0 |
| Tannehill, Ryan | QB | QB | QB | 3 | 3 | 0 | 0 |
| Thompson, Trevion | PS | PS | PS | 0 | 0 | 0 | 0 |
| Urban, Brent | X | X | X | 0 | 0 | 0 | 0 |
| Vaccaro, Kenny | SS | SS | SS | 3 | 3 | 0 | 0 |
| Wake, Cameron | IR | IR | IR | 0 | 0 | 0 | 0 |
| Walker, D'Andre | IR | IR | IR | 0 | 0 | 0 | 0 |
| Walker, Delanie | IR | IR | IR | 0 | 0 | 0 | 0 |
| White, Papi | X | X | X | 0 | 0 | 0 | 0 |
| Williams, Jordan | IR | IR | IR | 0 | 0 | 0 | 0 |
| Wilson, Shaun | PS | PS | PS | 0 | 0 | 0 | 0 |
| Woodside, Logan | PS-I | PS-I | PS-I | 0 | 0 | 0 | 0 |
| Woodyard, Wesley | P | P | P | 3 | 0 | 0 | 0 |

Starters indicated by position (QB, RB, ILB, etc.); P = played but did not start; DNP = active but did not play; IA = inactive for game; PS = practice squad; PS-I = practice squad injured reserve; X = not on roster; IR = injured reserve; SUS = reserve/suspended; NFI = non-football injury; PUP = physically unable to perform

TENNESSEE TITANS 2019 GAME-BY-GAME STARTERS

OFFENSE

| Date | Opp | WR | LT | LG | C | RG | RT | TE | TE/WR/RB | QB | WR/TE | RB |
|----------|-------|-----------------|----------|----------------|------------|-----------------|------------|-----------|----------------------|--------------|----------------------|----------|
| 09/08/19 | @ Cle | C. Davis | D. Kelly | R. Saffold III | B. Jones | J. Douglas | J. Conklin | D. Walker | A. Brown (WR) | M. Mariota | J. Smith (TE) | D. Henry |
| 09/15/19 | Ind | A. Brown | D. Kelly | R. Saffold III | B. Jones | J. Douglas | J. Conklin | D. Walker | M. Pruitt (TE) | M. Mariota | J. Smith (TE) | D. Henry |
| 09/19/19 | @ Jax | C. Davis | D. Kelly | R. Saffold III | B. Jones | J. Douglas | J. Conklin | J. Smith | A. Brown (WR) | M. Mariota | A. Humphries (WR) | D. Henry |
| 09/29/19 | @ Atl | C. Davis | D. Kelly | R. Saffold III | B. Jones | J. Douglas | J. Conklin | J. Smith | T. Sharpe (WR) | M. Mariota | A. Humphries (WR) | D. Henry |
| 10/06/19 | Buf | A. Brown | T. Lewan | R. Saffold III | B. Jones | N. Davis | J. Conklin | J. Smith | M. Pruitt (TE) | M. Mariota | D. Walker (TE) | D. Henry |
| 10/13/19 | @ Den | A. Brown | T. Lewan | R. Saffold III | B. Jones | N. Davis | J. Conklin | D. Walker | M. Pruitt (TE) | M. Mariota | A. Humphries (WR) | D. Henry |
| 10/20/19 | LAC | C. Davis | T. Lewan | R. Saffold III | B. Jones | N. Davis | J. Conklin | J. Smith | M. Pruitt (TE) | R. Tannehill | T. Sharpe (WR) | D. Henry |
| 11/03/19 | TB | C. Davis | T. Lewan | R. Saffold III | B. Jones | N. Davis | J. Conklin | J. Smith | M. Pruitt (TE) | R. Tannehill | T. Sharpe (WR) | D. Henry |
| 11/03/19 | @ Car | C. Davis | T. Lewan | R. Saffold III | J. Douglas | N. Davis | J. Conklin | J. Smith | M. Pruitt (TE) | R. Tannehill | T. Sharpe (WR) | D. Henry |
| 11/10/19 | KC | A. Brown | T. Lewan | R. Saffold III | B. Jones | N. Davis | J. Conklin | J. Smith | M. Pruitt (TE) | R. Tannehill | T. Sharpe (WR) | D. Henry |
| 11/24/19 | Jax | C. Davis | T. Lewan | R. Saffold III | B. Jones | N. Davis | J. Conklin | J. Smith | K. Blasingame (FB) | R. Tannehill | T. Sharpe (WR) | D. Henry |
| 12/01/19 | @ Ind | C. Davis | T. Lewan | R. Saffold III | B. Jones | N. Davis | J. Conklin | J. Smith | A. Brown (WR) | R. Tannehill | K. Raymond (WR) | D. Henry |
| 12/08/19 | @ Oak | C. Davis | T. Lewan | R. Saffold III | B. Jones | N. Davis | J. Conklin | J. Smith | A. Brown (WR) | R. Tannehill | M. Pruitt (TE) | D. Henry |
| 12/15/19 | Hou | A. Brown | T. Lewan | R. Saffold III | B. Jones | N. Davis | J. Conklin | J. Smith | M. Pruitt (TE) | R. Tannehill | A. Firkser (TE) | D. Henry |
| 12/22/19 | NO | C. Davis | T. Lewan | R. Saffold III | B. Jones | N. Davis | J. Conklin | M. Pruitt | K. Blasingame (FB) | R. Tannehill | A. Brown (WR) | D. Lewis |
| 12/29/19 | @ Hou | C. Davis | T. Lewan | R. Saffold III | B. Jones | N. Davis | J. Conklin | J. Smith | K. Blasingame (FB) | R. Tannehill | A. Brown (WR) | D. Henry |

PLAYOFFS

| | | | | | | | | | | | | |
|----------|-------|----------|----------|----------------|----------|-----------------|------------|----------|--------------------|--------------|----------------------|----------|
| 01/04/20 | @ NE | C. Davis | T. Lewan | R. Saffold III | B. Jones | N. Davis | J. Conklin | J. Smith | K. Blasingame (FB) | R. Tannehill | A. Brown (WR) | D. Henry |
| 01/11/20 | @ Bal | C. Davis | T. Lewan | R. Saffold III | B. Jones | N. Davis | J. Conklin | J. Smith | M. Pruitt (TE) | R. Tannehill | A. Brown (WR) | D. Henry |
| 01/19/20 | @ KC | C. Davis | T. Lewan | R. Saffold III | B. Jones | N. Davis | J. Conklin | J. Smith | T. Sharpe (WR) | R. Tannehill | A. Brown (WR) | D. Henry |

DEFENSE

| Date | Opp | DL/CB | NT/CB | DT | OLB/CB | ILB | ILB | OLB | CB | CB | SS | FS |
|----------|-------|------------------------|-----------------|------------------------|------------------|----------|-------------|---------------|------------|---------|------------|----------|
| 09/08/19 | @ Cle | A. Jackson (DB) | D. Jones (NT) | J. Casey | S. Finch (OLB) | R. Evans | J. Brown | H. Landry III | M. Butler | L. Ryan | K. Vaccaro | K. Byard |
| 09/15/19 | Ind | A. Jackson (DB) | D. Jones (NT) | J. Casey | S. Finch (OLB) | R. Evans | J. Brown | H. Landry III | M. Butler | L. Ryan | K. Vaccaro | K. Byard |
| 09/19/19 | @ Jax | I. Mack (DT) | D. Jones (NT) | J. Casey | S. Finch (OLB) | R. Evans | J. Brown | H. Landry III | M. Butler | L. Ryan | K. Vaccaro | K. Byard |
| 09/29/19 | @ Atl | A. Jackson (DB) | D. Jones (NT) | J. Casey | R. Gilbert (OLB) | R. Evans | J. Brown | H. Landry III | M. Butler | L. Ryan | K. Vaccaro | K. Byard |
| 10/06/19 | Buf | A. Jackson (DB) | D. Jones (NT) | J. Casey | R. Gilbert (OLB) | R. Evans | J. Brown | H. Landry III | M. Butler | L. Ryan | K. Vaccaro | K. Byard |
| 10/13/19 | @ Den | A. Jackson (DB) | D. Jones (NT) | J. Casey | R. Gilbert (OLB) | R. Evans | J. Brown | H. Landry III | M. Butler | L. Ryan | K. Vaccaro | K. Byard |
| 10/20/19 | LAC | A. Jackson (DB) | D. Jones (NT) | J. Casey | R. Gilbert (OLB) | R. Evans | W. Woodyard | H. Landry III | M. Butler | L. Ryan | K. Vaccaro | K. Byard |
| 11/03/19 | TB | J. Simmons (DE) | D. Jones (NT) | J. Casey | R. Gilbert (OLB) | R. Evans | J. Brown | H. Landry III | M. Butler | L. Ryan | K. Vaccaro | K. Byard |
| 11/03/19 | @ Car | A. Jackson (DB) | D. Jones (NT) | J. Simmons (DE) | K. Correa (OLB) | R. Evans | J. Brown | H. Landry III | M. Butler | L. Ryan | K. Vaccaro | K. Byard |
| 11/10/19 | KC | A. Jackson (DB) | D. Jones (NT) | J. Simmons (DE) | K. Correa (OLB) | R. Evans | W. Woodyard | H. Landry III | L. Sims | L. Ryan | K. Vaccaro | K. Byard |
| 11/24/19 | Jax | J. Simmons (DE) | D. Jones (NT) | J. Casey | K. Correa (OLB) | R. Evans | J. Brown | H. Landry III | A. Jackson | L. Ryan | K. Vaccaro | K. Byard |
| 12/01/19 | @ Ind | J. Simmons (DE) | D. Jones (NT) | J. Casey | K. Correa (OLB) | R. Evans | J. Brown | H. Landry III | A. Jackson | L. Ryan | K. Vaccaro | K. Byard |
| 12/08/19 | @ Oak | J. Simmons (DE) | D. Jones (NT) | J. Casey | T. Smith (CB) | R. Evans | J. Brown | H. Landry III | T. Brock | L. Ryan | K. Vaccaro | K. Byard |
| 12/15/19 | Hou | J. Simmons (DE) | D. Jones (NT) | J. Casey | T. Smith (CB) | R. Evans | J. Brown | H. Landry III | T. Brock | L. Ryan | K. Vaccaro | K. Byard |
| 12/22/19 | NO | D. Jones (DE) | A. Johnson (NT) | J. Casey | L. Sims (CB) | R. Evans | J. Brown | H. Landry III | T. Brock | L. Ryan | K. Vaccaro | K. Byard |
| 12/29/19 | @ Hou | T. Smith | D. Jones (NT) | J. Casey | K. Correa (OLB) | R. Evans | J. Brown | H. Landry III | T. Brock | L. Ryan | K. Vaccaro | K. Byard |

PLAYOFFS

| | | | | | | | | | | | | |
|----------|-------|-----------------|---------------|----------|-----------------|----------|--------------------|---------------|----------|---------|------------|----------|
| 01/04/20 | @ NE | A. Jackson (DB) | D. Jones (NT) | J. Casey | K. Correa (OLB) | R. Evans | J. Brown | H. Landry III | T. Brock | L. Ryan | K. Vaccaro | K. Byard |
| 01/11/20 | @ Bal | A. Jackson (DB) | D. Jones (NT) | J. Casey | K. Correa (OLB) | R. Evans | D. Long Jr. | H. Landry III | T. Brock | L. Ryan | K. Vaccaro | K. Byard |
| 01/19/20 | @ KC | A. Jackson (DB) | D. Jones (NT) | J. Casey | K. Correa (OLB) | R. Evans | J. Brown | H. Landry III | T. Brock | L. Ryan | K. Vaccaro | K. Byard |

Bold denotes rookie

TENNESSEE TITANS 2019 TRANSACTIONS

| | | |
|--------------|---|--|
| January 1 | Signed RB DALYN DAWKINS, G JAMIL DOUGLAS, DB MIKE JORDAN, WR ROGER LEWIS JR., OLB GIMEL PRESIDENT, OL DAVID QUESSNBERRY, WR KALIF RAYMOND, WR DEVIN ROSS and S DAMON WEBB to future contracts | |
| January 2 | Signed DT DEE LINER to a future contract | |
| January 3 | Elevated MIKE SULLIVAN to assistant offensive line coach | |
| January 8 | Offensive coordinator MATT LaFLEUR is named head coach of the Green Bay Packers | |
| January 21 | Elevated ARTHUR SMITH to offensive coordinator | |
| January 26 | Hired TODD DOWNING as tight ends coach | |
| February 4 | Terminated vested veteran QB AUSTIN DAVIS | |
| February 7 | Signed free agent C/G HRONISS GRASU; hired MONDRAY GEE as strength and conditioning assistant | |
| March 12 | Terminated vested veteran S JOHNATHAN CYPRIEN failed physical | |
| March 15 | Signed unrestricted free agents WR ADAM HUMPHRIES, G RODGER SAFFOLD III, S KENNY VACCARO and OLB CAMERON WAKE; terminated vested veteran G JOSH KLINE | |
| March 16 | Signed unrestricted free agent G/T KEVIN PAMPHILE; traded a seventh-round pick in the 2019 NFL Draft and a fourth-round pick in the 2020 NFL Draft to the Miami Dolphins for QB RYAN TANNERHILL and a sixth-round draft choice in the 2019 NFL Draft; terminated vested veteran QB BLAINE GABBERT | |
| March 17 | Signed free agent CB TYE SMITH | |
| April 8 | Signed free agents TE KEITH TOWBRIDGE and QB LOGAN WOODSIDE | |
| April 17 | Signed free agent CB ALTERRAUN VERNER | |
| April 18 | Placed CB ALTERRAUN VERNER on the reserve/retired list | |
| April 24 | Signed free agent RB CHRIS JOHNSON | |
| April 25 | Drafted DL JEFFERY SIMMONS (first round, 19th overall); placed RB CHRIS JOHNSON on the reserve/retired list | |
| April 26 | Drafted WR A.J. BROWN (second round, 51st overall) and OL NATE DAVIS (third round, 82nd overall) | |
| April 27 | Traded a 2019 fourth-round selection (121st overall) and a 2019 fifth-round selection (157th overall) to the New York Jets for a Jets' 2019 fourth-round selection (116th overall) and a Jets' 2019 fifth-round selection (168th overall); drafted DB AMANI HOOKER (fourth round, 116th overall), OLB D'ANDRE WALKER (fifth round, 168th overall) and LB DAVID LONG JR. (sixth round, 188th overall) | |
| April 29 | Signed unrestricted free agent DE BRENT URBAN | |
| April 30 | Terminated vested veteran NT DARIUS KILGO; claimed LB RILEY BULLOUGH off waivers from the Tampa Bay Buccaneers | |
| May 7 | Waived WR ROGER LEWIS JR. | |
| May 10 | Signed the following undrafted free agents: RB ALEX BARNES, DE AMANI BLEDSOE, CB HAMP CHEEVERS, T CODY CONWAY, S JONATHAN CRAWFORD, T A.T. HALL, NT BRAXTON HOYETT, DT ISAIAH MACK, WR ANTHONY RATLIFF-WILLIAMS, OLB DERICK ROBERSON, S JOJO TILLERY, CB TAJ-AMIR TORRES and WR ISAAC ZICO; signed fifth-round choice OLB D'ANDRE WALKER and sixth-round choice LB DAVID LONG JR. | |
| May 13 | Waived S JONATHAN CRAWFORD, CB TAJ-AMIR TORRES and WR ISAAC ZICO; waived injured CB HAMP CHEEVERS; signed free agents TE PARKER HESSE, WR CODY HOLLISTER, CB KAREEM ORR, WR JOSEPH PARKER, CB D'ANDRE PAYNE and S LaDARIUS WILEY | |
| May 14 | Waived WR DEVIN ROSS | |
| May 16 | Signed fourth-round choice DB AMANI HOOKER; signed free agent WR JALEN TOLLIVER | |
| May 17 | Waived CB HAMP CHEEVERS from reserve/injured with an injury settlement | |
| May 23 | Signed first-round choice DL JEFFERY SIMMONS | |
| May 29 | Waived DT DEE LINER; signed free agent DL FRANK HERRON | |
| May 31 | Signed third-round choice OL NATE DAVIS | |
| June 13 | Signed second-round choice WR A.J. BROWN; waived TE KEITH TOWBRIDGE; signed free agent TE RYAN HEWITT | |
| July 22 | Placed DT JURRELL CASEY, TE JONNU SMITH and K RYAN SUCCOP on physically unable to perform; placed DL JEFFERY SIMMONS on non-football injury | |
| July 25 | Waived S DAMON WEBB with non-football injury | |
| July 27 | Signed free agent DB JONATHAN CRAWFORD | |
| July 31 | Placed WR CAMERON BATSON on injured reserve; waived WR JOSEPH PARKER; signed free agents WR TANNER McEVOY and WR PAPI WHITE | |
| August 1 | Waived DB JONATHAN CRAWFORD and OLB GIMEL PRESIDENT; signed free agents DL CHRIS NELSON and OLB JORDAN WILLIAMS | |
| August 10 | Waived WR JALEN TOLLIVER; waived injured LB RILEY BULLOUGH and T CODY CONWAY; placed OLB D'ANDRE WALKER on injured reserve; moved DT JURELL CASEY from physically unable to perform to active roster; signed free agents DE ERIC COTTON, LB UKEME ELIGWE, RB AKEEM HUNT and WR DeANGELO YANCEY | |
| August 12 | Waived injured OLB JORDAN WILLIAMS; signed free agent OLB JAMES FOLSTON | |
| August 16 | Waived OLB JAMES FOLSTON; signed free agent OLB JOSH SMITH; waived T CODY CONWAY from reserve/injured with an injury settlement | |
| August 19 | Waived injured LB NIGEL HARRIS; signed free agent LB QUART'E SAPP; moved TE JONNU SMITH and K RYAN SUCCOP from physically unable to perform to active roster | |
| August 20 | Waived LB RILEY BULLOUGH from reserve/injured with an injury settlement | |
| August 23 | Waived LB NIGEL HARRIS from reserve/injured with an injury settlement | |
| August 28 | Waived TE COLE WICK; waived injured OLB JOSH SMITH | |
| August 29 | Traded a conditional seventh-round pick in the 2020 NFL Draft to the Green Bay Packers for OLB REGGIE GILBERT | |
| August 31 | Terminated vested veterans C/G HRONISS GRASU, TE RYAN HEWITT and OL AUSTIN PASZTOR; waived P/K AUSTIN BARNARD, RB ALEX BARNES, DE AMANI BLEDSOE, DE ERIC COTTON, CB KENNETH DURDEN, LB UKEME ELIGWE, T A.T. HALL, DE FRANK HERRON, TE PARKER HESSE, WR CODY HOLLISTER, DT BRAXTON HOYETT, RB AKEEM HUNT, DB MIKE JORDAN, C COREY LEVIN, LB LaTROY LEWIS, T/G TYLER MARZ, WR TANNER McEVOY, RB JEREMY McNICHOLS, DL CHRIS NELSON, CB KAREEM ORR, CB D'ANDRE PAYNE, WR ANTHONY RATLIFF-WILLIAMS, OLB DERICK ROBERSON, LB QUART'E SAPP, G AARON STINNIE, S JOJO TILLERY, WR PAPI WHITE, S LaDARIUS WILEY, QB LOGAN WOODSIDE and WR DeANGELO YANCEY; traded WR TAYWAN TAYLOR to the Cleveland Browns for a pick in the 2020 NFL Draft; placed DL JEFFERY SIMMONS on reserve/non-football injury; placed T TAYLOR LEWAN on reserve/suspended | |
| September 1 | Signed DE AMANI BLEDSOE, LB UKEME ELIGWE, TE PARKER HESSE, WR CODY HOLLISTER, CB KAREEM ORR, OLB DERICK ROBERSON, G AARON STINNIE, WR PAPI WHITE and QB LOGAN WOODSIDE to the practice squad | |
| September 2 | Placed DB JOSHUA KALU on injured reserve; claimed CB CHRIS MILTON off waivers from the Indianapolis Colts; signed OL ADAM PANKEY to the practice squad | |
| September 3 | Waived OLB JOSH SMITH from reserve/injured with an injury settlement | |
| September 4 | Placed K RYAN SUCCOP on injured reserve; signed free agent K CAIRO SANTOS | |
| September 7 | Waived WR KALIF RAYMOND; signed G AARON STINNIE from the practice squad to the active roster | |
| September 9 | Signed WR KALIF RAYMOND to the practice squad | |
| September 10 | Waived RB DALYN DAWKINS; signed free agent C/G HRONISS GRASU | |
| September 12 | Placed QB LOGAN WOODSIDE on practice squad injured; signed RB DALYN DAWKINS to the practice squad | |
| September 21 | Practice squad OL ADAM PANKEY signed to the Green Bay Packers active roster | |
| September 24 | Signed DT LYNDON JOHNSON to the practice squad | |
| September 30 | T TAYLOR LEWAN rejoins team after four-game suspension | |
| October 1 | Released DT LYNDON JOHNSON from the practice squad; signed OLB JAMAL DAVIS II to the practice squad | |
| October 4 | Lifted the roster exemption for T TAYLOR LEWAN; placed RB DAVID FLUELLEN on injured reserve | |
| October 7 | Terminated vested veteran K CAIRO SANTOS; waived OL DAVID QUESSNBERRY | |
| October 8 | Terminated vested veteran C HRONISS GRASU; signed free agents K CODY PARKEY and RB ROD SMITH; signed RB DALYN DAWKINS from the practice squad to the active roster; released WR PAPI WHITE from the practice squad; signed C DANIEL MUNYER and OL DAVID QUESSNBERRY to the practice squad | |
| October 15 | Released LB UKEME ELIGWE from the practice squad; signed LB NIGEL HARRIS to the practice squad | |
| October 19 | Terminated vested veteran DE BRENT URBAN; waived DE MATT DICKERSON; activated DL JEFFERY SIMMONS from reserve/non-football injury; signed OLB DERICK ROBERSON from the practice squad to the active roster | |
| October 22 | Waived OLB DERICK ROBERSON; signed free agent DE MATT DICKERSON | |
| October 23 | Designated K RYAN SUCCOP to return to practice | |
| October 24 | Signed OLB DERICK ROBERSON to the practice squad | |
| October 26 | Waived RB DALYN DAWKINS and DE MATT DICKERSON; signed CB KAREEM ORR and WR KALIF RAYMOND from the practice squad to the active roster | |
| October 28 | Waived CB KAREEM ORR | |
| October 29 | Signed free agent DE MATT DICKERSON; signed RB DALYN DAWKINS to the practice squad | |
| October 30 | Signed CB KAREEM ORR to the practice squad; designated DB JOSHUA KALU to return to practice | |
| October 31 | Waived WR DARIUS JENNINGS; signed free agent C HRONISS GRASU | |
| November 2 | Activated DB JOSHUA KALU and K RYAN SUCCOP from reserve/injured, designated for return; waived K CODY PARKEY and CB TYE SMITH | |
| November 5 | Placed CB MALCOLM BUTLER on injured reserve; signed free agent CB TYE SMITH; released C DANIEL MUNYER from the practice squad; signed WR RASHARD DAVIS to the practice squad | |
| November 9 | Waived G AARON STINNIE; signed WR CODY HOLLISTER from the practice squad to the active roster | |
| November 12 | Waived RB ROD SMITH | |
| November 13 | Signed FB/RB KHARI BLASINGAME from the Minnesota Vikings practice squad; signed C DANIEL MUNYER to the practice squad | |
| November 26 | Placed CB CHRIS MILTON and OLB CAMERON WAKE on injured reserve; signed CB KAREEM ORR and OLB DERICK ROBERSON from the practice squad to the active roster; signed CB KENNETH DURDEN and DT JOEY IVIE to the practice squad | |
| November 27 | Placed TE DELANIE WALKER on injured reserve; signed free agent K RYAN SANTOSO | |
| December 3 | Claimed CB TRAMAIN BROCK SR. off waivers from the Arizona Cardinals; waived C HRONISS GRASU | |
| December 10 | Practice squad OLB JAMAL DAVIS II signed to the Miami Dolphins active roster; signed OLB JOSH SMITH to the practice squad | |
| December 14 | Waived CB KAREEM ORR; signed DT JOEY IVIE from the practice squad to the active roster | |
| December 16 | Signed CB KAREEM ORR to the practice squad | |
| December 17 | Waived K RYAN SANTOSO | |
| December 18 | Placed K RYAN SUCCOP on injured reserve; signed K GREG JOSEPH from the Carolina Panthers practice squad; signed LB NIGEL HARRIS from the practice squad to the active roster; signed WR TREVION THOMPSON to the practice squad | |
| December 21 | Waived OLB SHARIF FINCH; signed RB DALYN DAWKINS from the practice squad to the active roster | |
| December 23 | Waived RB DALYN DAWKINS and LB NIGEL HARRIS; signed free agent WR DARIUS JENNINGS; signed WR RASHARD DAVIS from the practice squad to the active roster | |
| December 24 | Signed RB SHAUN WILSON to the practice squad | |
| December 25 | Signed RB DALYN DAWKINS to the practice squad | |
| December 26 | Signed LB NIGEL HARRIS to the practice squad | |

TENNESSEE TITANS UNOFFICIAL DEPTH CHART

OFFENSE

| | | | | | | |
|----|-----------|--------------------|----|----------------|-----------|-------------------------|
| WR | 84 | Corey Davis | 16 | Cody Hollister | 15 | Darius Jennings |
| TE | 81 | Jonnu Smith | 85 | MyCole Pruitt | 86 | Anthony Firkser |
| LT | 77 | Taylor Lewan | 71 | Dennis Kelly | | |
| LG | 76 | Rodger Saffold III | 66 | Kevin Pamphile | | |
| C | 60 | Ben Jones | 75 | Jamil Douglas | | |
| RG | <u>64</u> | <u>Nate Davis</u> | 66 | Kevin Pamphile | | |
| RT | 78 | Jack Conklin | 71 | Dennis Kelly | | |
| WR | 10 | Adam Humphries | 14 | Kalif Raymond | 12 | Rashard Davis |
| WR | <u>11</u> | <u>A.J. Brown</u> | 19 | Tajae Sharpe | | |
| QB | 17 | Ryan Tannehill | 8 | Marcus Mariota | | |
| RB | 22 | Derrick Henry | 33 | Dion Lewis | <u>41</u> | <u>Khari Blasingame</u> |

DEFENSE

| | | | | | | |
|-----|-----------|------------------------|-----------|------------------------|-----------|-----------------------|
| DE | <u>98</u> | <u>Jeffery Simmons</u> | 92 | Matt Dickerson | | |
| NT | 90 | DaQuan Jones | 94 | Austin Johnson | | |
| DT | 99 | Jurrell Casey | <u>97</u> | <u>Isaiah Mack</u> | 96 | Joey Ivie |
| OLB | 44 | Kamalei Correa | 93 | Reggie Gilbert | | |
| ILB | 54 | Rashaan Evans | 59 | Wesley Woodyard | | |
| ILB | 55 | Jayon Brown | 53 | Daren Bates | <u>51</u> | <u>David Long Jr.</u> |
| OLB | 58 | Harold Landry III | <u>50</u> | <u>Derick Roberson</u> | 35 | Tramaine Brock Sr. |
| CB | 26 | Logan Ryan | 23 | Tye Smith | | |
| SS | 24 | Kenny Vaccaro | 29 | Dane Cruikshank | | |
| FS | 31 | Kevin Byard | <u>37</u> | <u>Amani Hooker</u> | 46 | Joshua Kalu |
| CB | 25 | Adoree' Jackson | 36 | LeShaun Sims | | |

SPECIAL TEAMS

| | | | | | | |
|-----|----|----------------|----|-----------------|----|---------------|
| K | 7 | Greg Joseph | 6 | Brett Kern | | |
| KO | 7 | Greg Joseph | 6 | Brett Kern | | |
| P | 6 | Brett Kern | 7 | Greg Joseph | | |
| H | 6 | Brett Kern | 17 | Ryan Tannehill | | |
| PR | 10 | Adam Humphries | 25 | Adoree' Jackson | 14 | Kalif Raymond |
| KOR | 14 | Kalif Raymond | 15 | Darius Jennings | 33 | Dion Lewis |
| LS | 48 | Beau Brinkley | 60 | Ben Jones | | |

Injured Reserve (starters when injured in *italics*): WR Cameron Batson, *CB Malcolm Butler*, RB David Fluellen, CB Chris Milton, *K Ryan Succop*, *OLB Cameron Wake*, *OLB D'Andre Walker*, *TE Delanie Walker*, *OLB Jordan Williams*

As of Jan. 19, 2020

Rookies are underlined

TITANS PRONUNCIATION GUIDE

Kevin BYARD (BY-urd); **KAMALEI CORREA** (KAH-mah-lay corr-A-uh); **Dane CRUIKSHANK** (CROOK-shank); **JAMIL Douglas** (juh-MEEL); **DAQUAN Jones** (day-QUAN); **Taylor LEWAN** (leh-WAHN); **Marcus MARIOTA** (MAR-ee-OH-tah); **Kevin PAMPHILE** (pom-FEEL); **TAJAE Sharpe** (TAH-zhay); **JONNU Smith** (JAH-new); **Ryan TANNEHILL** (TAN-uh-hill); **Wesley WOODYARD** (wood-YARD)

TENNESSEE TITANS ROSTER BY EXPERIENCE

| 14TH YEAR | | 7TH YEAR | | 3RD YEAR | | ROOKIE DRAFT PICKS | |
|---------------------|-----|---------------------|-----|----------------------|-----|---------------------|-------|
| Delanie Walker (IR) | TE | Daren Bates | LB | Jayon Brown | LB | A.J. Brown | WR |
| | | Logan Ryan | CB | Corey Davis | WR | Nate Davis | OL |
| | | Kenny Vaccaro | S | David Fluellen (IR) | RB | Amani Hooker | DB |
| 12TH YEAR | | 6TH YEAR | | | | | |
| Brett Kern | P | Malcolm Butler (IR) | CB | Adoree' Jackson | CB | David Long Jr. | LB |
| Wesley Woodyard | LB | DaQuan Jones | DL | Darius Jennings | WR | Jeffery Simmons | DL |
| | | Taylor Lewan | T | Jonnu Smith | TE | D'Andre Walker (IR) | OLB |
| 11TH YEAR | | | | 2ND YEAR | | ROOKIE FREE AGENTS | |
| Ryan Succop (IR) | K | Kevin Pamphile | G | Cameron Batson (IR) | WR | Khari Blasingame | FB/RB |
| Cameron Wake (IR) | OLB | | | Dane Cruikshank | DB | Isaiah Mack | DT |
| | | | | Matt Dickerson | DE | Derick Roberson | OLB |
| 10TH YEAR | | 5TH YEAR | | | | As of Jan. 19, 2020 | |
| Tramaine Brock Sr. | CB | Adam Humphries | WR | Jamil Douglas | G | | |
| Rodger Saffold III | G | Marcus Mariota | QB | Rashaan Evans | LB | | |
| | | | | Anthony Firkser | TE | | |
| 9TH YEAR | | 4TH YEAR | | | | | |
| Jurrell Casey | DT | Kevin Byard | S | Reggie Gilbert | OLB | | |
| | | Jack Conklin | T | Cody Hollister | WR | | |
| 8TH YEAR | | Kamalei Correa | OLB | Greg Joseph | K | | |
| Beau Brinkley | LS | Derrick Henry | RB | Harold Landry III | OLB | | |
| Ben Jones | C | Austin Johnson | DL | Kalif Raymond | WR | | |
| Dennis Kelly | G/T | Chris Milton (IR) | CB | | | | |
| Dion Lewis | RB | MyCole Pruitt | TE | | | | |
| Ryan Tannehill | QB | Tajaé Sharpe | WR | | | | |
| | | LeShaun Sims | CB | | | | |
| | | Tye Smith | CB | | | | |
| | | | | 1ST YEAR | | | |
| | | | | Rashard Davis | WR | | |
| | | | | Joey Ivie | DT | | |
| | | | | Joshua Kalu | DB | | |
| | | | | Jordan Williams (IR) | OLB | | |

TENNESSEE TITANS ROSTER BY DRAFT ROUND

| ROUND 1 | | | ROUND 5 | | | UNDRAFTED | | |
|--------------------|------|------------|---------------------|------|------------|----------------------|-------|------------|
| Player | Pos. | Year | Player | Pos. | Year | Player | Pos. | Year |
| Jeffery Simmons | DL | 2019 | D'Andre Walker (IR) | OLB | 2019 | Khari Blasingame | FB/RB | 2019 (Min) |
| Rashaan Evans | LB | 2018 | Dane Cruikshank | DB | 2018 | Isaiah Mack | DT | 2019 |
| Corey Davis | WR | 2017 | Jayon Brown | LB | 2017 | Derick Roberson | OLB | 2019 |
| Adoree' Jackson | CB | 2017 | Tajaé Sharpe | WR | 2016 | Cameron Batson (IR) | WR | 2018 |
| Jack Conklin | T | 2016 | LeShaun Sims | CB | 2016 | Matt Dickerson | DE | 2018 |
| Marcus Mariota | QB | 2015 | MyCole Pruitt | TE | 2015 (Min) | Greg Joseph | K | 2018 (Mia) |
| Taylor Lewan | T | 2014 | Tye Smith | CB | 2015 (Sea) | Joshua Kalu | DB | 2018 |
| Kenny Vaccaro | S | 2013 (NO) | Kevin Pamphile | G | 2014 (TB) | Cody Hollister | WR | 2018 (NE) |
| Ryan Tannehill | QB | 2012 (Mia) | Dennis Kelly | G/T | 2012 (Phi) | Rashard Davis | WR | 2017 (Phi) |
| | | | Dion Lewis | RB | 2011 (Phi) | Anthony Firkser | TE | 2017 (NYJ) |
| ROUND 2 | | | ROUND 6 | | | Reggie Gilbert | OLB | 2016 (GB) |
| Player | Pos. | Year | Player | Pos. | Year | Chris Milton (IR) | CB | 2016 (Ind) |
| A.J. Brown | WR | 2019 | David Long Jr. | LB | 2019 | Kalif Raymond | WR | 2016 (Den) |
| Harold Landry III | OLB | 2018 | Delanie Walker (IR) | TE | 2006 (SF) | Adam Humphries | WR | 2015 (TB) |
| Kamalei Correa | OLB | 2016 (Bal) | | | | Darius Jennings | WR | 2015 (Cle) |
| Derrick Henry | RB | 2016 | | | | Jordan Williams (IR) | OLB | 2015 (NYJ) |
| Austin Johnson | DL | 2016 | | | | Malcolm Butler (IR) | CB | 2014 (NE) |
| Rodger Saffold III | G | 2010 (StL) | | | | David Fluellen (IR) | RB | 2014 (Phi) |
| ROUND 3 | | | ROUND 7 | | | Daren Bates | LB | 2013 (StL) |
| Player | Pos. | Year | Player | Pos. | Year | Beau Brinkley | LS | 2012 |
| Nate Davis | OL | 2019 | Joey Ivie | DT | 2017 (Dal) | Tramaine Brock Sr. | CB | 2010 (SF) |
| Jonnu Smith | TE | 2017 | Ryan Succop (IR) | K | 2009 (KC) | Brett Kern | P | 2008 (Den) |
| Kevin Byard | S | 2016 | | | | Wesley Woodyard | LB | 2008 (Den) |
| Logan Ryan | CB | 2013 (NE) | | | | Cameron Wake (IR) | OLB | 2005 (NYG) |
| Jurrell Casey | DT | 2011 | | | | | | |
| ROUND 4 | | | | | | As of Jan. 19, 2020 | | |
| Player | Pos. | Year | | | | | | |
| Amani Hooker | DB | 2019 | | | | | | |
| Jamil Douglas | G | 2015 (Mia) | | | | | | |
| DaQuan Jones | DL | 2014 | | | | | | |
| Ben Jones | C | 2012 (Hou) | | | | | | |

HOW THE TENNESSEE TITANS WERE BUILT

| YEAR | DRAFTEES (22) | FREE AGENTS (25) | TRADES/WAIVERS (6) |
|-------------|--|--|---|
| 2019 | DL Jeffery Simmons (1) WR A.J. Brown (2) OL Nate Davis (3) DB Amani Hooker (4) LB David Long Jr. (6) | WR Adam Humphries (UFA-TB) G Rodger Saffold III (UFA-LAR) DT Isaiah Mack (FA) OLB Derick Roberson (FA) WR Cody Hollister (FA) FB/RB Khari Blasingame (FA) DT Joey Ivie (FA) K Greg Joseph (FA) WR Rashard Davis (FA) | QB Ryan Tannehill (T-MIA) OLB Reggie Gilbert (T-GB) CB Tramaine Brock Sr. (W-ARI) |
| 2018 | LB Rashaan Evans (1) OLB Harold Landry III (2) DB Dane Cruikshank (5) | RB Dion Lewis (UFA-NE) G Kevin Pamphile (UFA-TB) DE Matt Dickerson (FA) S Kenny Vaccaro (FA) TE Anthony Firkser (FA) DB Joshua Kalu (FA) TE MyCole Pruitt (FA) G Jamil Douglas (FA) WR Khalif Raymond (FA) | OLB Kamalei Correa (T-BAL) |
| 2017 | WR Corey Davis (1a) CB Adoree' Jackson (1b) TE Jonnu Smith (3b) LB Jayon Brown (5) | CB Tye Smith (FA) LB Daren Bates (UFA-OAK) CB Logan Ryan (UFA-NE) WR Darius Jennings (FA) | |
| 2016 | T Jack Conklin (1) DL Austin Johnson (2b) RB Derrick Henry (2c) S Kevin Byard (3) WR Tajaé Sharpe (5a) CB LeShaun Sims (5b) | C Ben Jones (UFA-HOU) | T/G Dennis Kelly (T-PHI) |
| 2015 | QB Marcus Mariota (1) | | |
| 2014 | T Taylor Lewan (1) DL DaQuan Jones (4a) | LB Wesley Woodyard (UFA-DEN) | |
| 2012 | | LS Beau Brinkley (FA) | |
| 2011 | DT Jurrell Casey (3) | | |
| 2009 | | | P Brett Kern (W-DEN) |

As of Jan. 19, 2020

Reserve/Injured: WR Cameron Batson (FA-2018), CB Malcolm Butler (UFA-2018), RB David Fluellen (FA-2015), CB Chris Milton (W-2019), K Ryan Succop (FA-2014), OLB Cameron Wake (UFA-2019), OLB D'Andre Walker (D5-2019), TE Delanie Walker (UFA-2013), OLB Jordan Williams (FA-2019)

2019 RECAP

DRAFT

TEAM NOTES

PLAYER NOTES

STATISTICS

ROSTERS

TENNESSEE TITANS POSITIONAL ROSTER - OFFENSE

QUARTERBACKS (2)

| | | | | | | | | | |
|----|-----------------|----|-----|-----|----------|---|-----------|-------------------|-------------|
| 8 | Mariota, Marcus | QB | 6-4 | 222 | 10/30/93 | 5 | Oregon | Honolulu, Hawaii | D1-'15 |
| 17 | Tannehill, Ryan | QB | 6-4 | 217 | 7/27/88 | 8 | Texas A&M | Big Spring, Texas | T (MIA)-'19 |

RUNNING BACKS (3)

| | | | | | | | | | |
|----|-------------------|-------|-----|-----|---------|---|------------|------------------|--------------|
| 41 | Blasingame, Khari | FB/RB | 6-0 | 233 | 7/1/96 | R | Vanderbilt | New Market, Ala. | FA-'19 |
| 22 | Henry, Derrick | RB | 6-3 | 247 | 1/4/94 | 4 | Alabama | Yulee, Fla. | D2c-'16 |
| 33 | Lewis, Dion | RB | 5-8 | 195 | 9/27/90 | 8 | Pittsburgh | Albany, N.Y. | UFA (NE)-'18 |

WIDE RECEIVERS (8)

| | | | | | | | | | |
|----|------------------|----|------|-----|----------|---|------------------|----------------------|--------------|
| 11 | Brown, A.J. | WR | 6-1 | 226 | 6/30/97 | R | Mississippi | Starkville, Miss. | D2-'19 |
| 84 | Davis, Corey | WR | 6-3 | 209 | 1/11/95 | 3 | Western Michigan | Wheaton, Ill. | D1a-'17 |
| 12 | Davis, Rashard | WR | 5-9 | 175 | 9/14/95 | 1 | James Madison | Charlottesville, Va. | FA-'19 |
| 16 | Hollister, Cody | WR | 6-4 | 216 | 11/18/93 | 2 | Arkansas | Bend, Ore. | FA-'19 |
| 10 | Humphries, Adam | WR | 5-11 | 195 | 6/24/93 | 5 | Clemson | Spartanburg, S.C. | UFA (TB)-'19 |
| 15 | Jennings, Darius | WR | 5-10 | 180 | 6/28/92 | 3 | Virginia | Baltimore, Md. | FA-'17 |
| 14 | Raymond, Kalif | WR | 5-8 | 182 | 8/8/94 | 2 | Holy Cross | Lawrenceville, Ga. | FA-'18 |
| 19 | Sharpe, Tajaé | WR | 6-2 | 194 | 12/23/94 | 4 | Massachusetts | Piscataway, N.J. | D5a-'16 |

TIGHT ENDS (3)

| | | | | | | | | | |
|----|-----------------|----|-----|-----|---------|---|-----------------------|------------------|---------|
| 86 | Firker, Anthony | TE | 6-2 | 246 | 2/19/95 | 2 | Harvard | Manalapan, N.J. | FA-'18 |
| 85 | Pruitt, MyCole | TE | 6-2 | 245 | 3/24/92 | 4 | Southern Illinois | South Bend, Ind. | FA-'18 |
| 81 | Smith, Jonnu | TE | 6-3 | 248 | 8/22/95 | 3 | Florida International | Ocala, Fla. | D3b-'17 |

CENTERS (2)

| | | | | | | | | | |
|----|----------------|---|-----|-----|---------|---|---------------|-----------------|---------------|
| 75 | Douglas, Jamil | G | 6-4 | 309 | 2/28/92 | 2 | Arizona State | Cypress, Calif. | FA-'18 |
| 60 | Jones, Ben | C | 6-3 | 308 | 7/2/89 | 8 | Georgia | Brent, Ala. | UFA (HOU)-'16 |

GUARDS (3)

| | | | | | | | | | |
|----|---------------------|-----|-----|-----|----------|----|-----------|---------------|---------------|
| 64 | Davis, Nate | OL | 6-3 | 316 | 9/23/96 | R | Charlotte | Ashburn, Va. | D3-'19 |
| 66 | Pamphile, Kevin | G/T | 6-5 | 315 | 11/27/90 | 6 | Purdue | Miami, Fla. | UFA (TB)-'18 |
| 76 | Saffold III, Rodger | G | 6-5 | 325 | 6/6/88 | 10 | Indiana | Bedford, Ohio | UFA (LAR)-'19 |

TACKLES (3)

| | | | | | | | | | |
|----|---------------|-----|-----|-----|---------|---|----------------|-----------------------|-------------|
| 78 | Conklin, Jack | T | 6-6 | 308 | 8/17/94 | 4 | Michigan State | Plainwell, Mich. | D1-'16 |
| 71 | Kelly, Dennis | T/G | 6-8 | 321 | 1/16/90 | 8 | Purdue | Chicago Heights, Ill. | T (PHI)-'16 |
| 77 | Lewan, Taylor | T | 6-7 | 309 | 7/22/91 | 6 | Michigan | Cave Creek, Ariz. | D1-'14 |

LONG SNAPPER (1)

| | | | | | | | | | |
|----|----------------|----|-----|-----|---------|---|----------|--------------|--------|
| 48 | Brinkley, Beau | LS | 6-4 | 260 | 1/25/90 | 8 | Missouri | Kearney, Mo. | FA-'12 |
|----|----------------|----|-----|-----|---------|---|----------|--------------|--------|

PLACEKICKERS (1)

| | | | | | | | | | |
|---|--------------|---|-----|-----|--------|---|------------------|------------------|--------|
| 7 | Joseph, Greg | K | 6-0 | 210 | 8/4/94 | 2 | Florida Atlantic | Boca Raton, Fla. | FA-'19 |
|---|--------------|---|-----|-----|--------|---|------------------|------------------|--------|

Reserve/Injured (offense): WR Cameron Batson, RB David Fluellen, K Ryan Succop, TE Delanie Walker

As of Jan. 19, 2020

TENNESSEE TITANS POSITIONAL ROSTER - DEFENSE

DEFENSIVE LINEMEN (7)

| | | | | | | | | | |
|----|------------------|----|-----|-----|----------|---|---------------------|--------------------|---------|
| 99 | Casey, Jurrell | DT | 6-1 | 305 | 12/5/89 | 9 | Southern California | Long Beach, Calif. | D3-'11 |
| 92 | Dickerson, Matt | DE | 6-5 | 292 | 11/9/95 | 2 | UCLA | San Mateo, Calif. | FA-'18 |
| 96 | Ivie, Joey | DT | 6-3 | 301 | 1/22/95 | 1 | Florida | Dade City, Fla. | FA-'19 |
| 94 | Johnson, Austin | DL | 6-4 | 314 | 5/8/94 | 4 | Penn State | Galloway, N.J. | D2b-'16 |
| 90 | Jones, DaQuan | DL | 6-4 | 322 | 12/27/91 | 6 | Penn State | Johnson City, N.Y. | D4a-'14 |
| 97 | Mack, Isaiah | DT | 6-1 | 299 | 3/19/96 | R | Chattanooga | Tunnel Hill, Ga. | FA-'19 |
| 98 | Simmons, Jeffery | DL | 6-4 | 305 | 7/28/97 | R | Mississippi State | Macon, Miss. | D1-'19 |

LINEBACKERS (9)

| | | | | | | | | | |
|----|--------------------|-----|------|-----|----------|----|-------------------|---------------------|---------------|
| 53 | Bates, Daren | LB | 5-11 | 225 | 11/27/90 | 7 | Auburn | Olive Branch, Miss. | UFA (OAK)-'17 |
| 55 | Brown, Jayon | LB | 6-0 | 226 | 2/26/95 | 3 | UCLA | Long Beach, Calif. | D5-'17 |
| 44 | Correa, Kamalei | OLB | 6-3 | 241 | 4/27/94 | 4 | Boise State | Honolulu, Hawaii | T (BAL)-'18 |
| 54 | Evans, Rashaan | LB | 6-2 | 232 | 11/8/95 | 2 | Alabama | Auburn, Ala. | D1-'18 |
| 93 | Gilbert, Reggie | OLB | 6-4 | 260 | 4/1/93 | 2 | Arizona | Laveen, Ariz. | T (GB)-'19 |
| 58 | Landry III, Harold | OLB | 6-2 | 252 | 6/5/96 | 2 | Boston College | Spring Lake, N.C. | D2-'18 |
| 51 | Long Jr., David | LB | 5-11 | 227 | 10/12/96 | R | West Virginia | Cincinnati, Ohio | D6-'19 |
| 50 | Roberson, Derick | OLB | 6-3 | 250 | 11/15/95 | R | Sam Houston State | San Antonio, Texas | FA-'19 |
| 59 | Woodyard, Wesley | LB | 6-0 | 233 | 7/21/86 | 12 | Kentucky | LaGrange, Ga. | UFA (DEN)-'14 |

CORNERBACKS (5)

| | | | | | | | | | |
|----|---------------------|----|------|-----|---------|----|---------------------|----------------------|--------------|
| 35 | Brock Sr., Tramaine | CB | 6-0 | 188 | 8/20/88 | 10 | Belhaven | Long Beach, Miss. | W (ARI)-'19 |
| 25 | Jackson, Adoree' | CB | 5-11 | 185 | 9/18/95 | 3 | Southern California | East St. Louis, Ill. | D1b-'17 |
| 26 | Ryan, Logan | CB | 5-11 | 195 | 2/9/91 | 7 | Rutgers | Voorhees, N.J. | UFA (NE)-'17 |
| 36 | Sims, LeShaun | CB | 6-0 | 203 | 9/18/93 | 4 | Southern Utah | Las Vegas, Nev. | D5b-'16 |
| 23 | Smith, Tye | CB | 6-0 | 195 | 5/3/93 | 4 | Towson | Raleigh, N.C. | FA-'17 |

SAFETIES (5)

| | | | | | | | | | |
|----|------------------|----|------|-----|---------|---|------------------------|---------------------|--------|
| 31 | Byard, Kevin | S | 5-11 | 212 | 8/17/93 | 4 | Middle Tennessee State | Lithonia, Ga. | D3-'16 |
| 29 | Cruikshank, Dane | DB | 6-1 | 209 | 4/27/95 | 2 | Arizona | Chino Hills, Calif. | D5-'18 |
| 37 | Hooker, Amani | DB | 5-11 | 210 | 6/14/98 | R | Iowa | Minneapolis, Minn. | D4-'19 |
| 46 | Kalu, Joshua | DB | 6-0 | 203 | 8/28/95 | 1 | Nebraska | Houston, Texas | FA-'18 |
| 24 | Vaccaro, Kenny | S | 6-0 | 214 | 2/15/91 | 7 | Texas | Brownwood, Texas | FA-'18 |

PUNTERS (1)

| | | | | | | | | | |
|---|-------------|---|-----|-----|---------|----|--------|--------------------|-------------|
| 6 | Kern, Brett | P | 6-2 | 214 | 2/17/86 | 12 | Toledo | Grand Island, N.Y. | W (DEN)-'09 |
|---|-------------|---|-----|-----|---------|----|--------|--------------------|-------------|

Reserve/Injured (defense): CB Malcolm Butler, CB Chris Milton, OLB Cameron Wake, OLB D'Andre Walker, OLB Jordan Williams

As of Jan. 19, 2020

TENNESSEE TITANS ALPHABETICAL ROSTER

| NO. | NAME | POS. | HT. | WT. | BIRTHDATE | EXP. | COLLEGE | HOMETOWN | ACQUIRED |
|------------------------------------|---------------------|-------|------|-----|-----------|------|------------------------|-----------------------|---------------|
| 53 | Bates, Daren | LB | 5-11 | 225 | 11/27/90 | 7 | Auburn | Olive Branch, Miss. | UFA (OAK)-'17 |
| 41 | Blasingame, Khari | FB/RB | 6-0 | 233 | 7/1/96 | R | Vanderbilt | New Market, Ala. | FA-'19 |
| 48 | Brinkley, Beau | LS | 6-4 | 260 | 1/25/90 | 8 | Missouri | Kearney, Mo. | FA-'12 |
| 35 | Brock Sr., Tramaine | CB | 6-0 | 188 | 8/20/88 | 10 | Belhaven | Long Beach, Miss. | W (ARI)-'19 |
| 11 | Brown, A.J. | WR | 6-1 | 226 | 6/30/97 | R | Mississippi | Starkville, Miss. | D2-'19 |
| 55 | Brown, Jayon | LB | 6-0 | 226 | 2/26/95 | 3 | UCLA | Long Beach, Calif. | D5-'17 |
| 31 | Byard, Kevin | S | 5-11 | 212 | 8/17/93 | 4 | Middle Tennessee State | Lithonia, Ga. | D3-'16 |
| 99 | Casey, Jurrell | DT | 6-1 | 305 | 12/5/89 | 9 | Southern California | Long Beach, Calif. | D3-'11 |
| 78 | Conklin, Jack | T | 6-6 | 308 | 8/17/94 | 4 | Michigan State | Plainwell, Mich. | D1-'16 |
| 44 | Correa, Kamalei | OLB | 6-3 | 241 | 4/27/94 | 4 | Boise State | Honolulu, Hawaii | T (BAL)-'18 |
| 29 | Cruikshank, Dane | DB | 6-1 | 209 | 4/27/95 | 2 | Arizona | Chino Hills, Calif. | D5-'18 |
| 84 | Davis, Corey | WR | 6-3 | 209 | 1/11/95 | 3 | Western Michigan | Wheaton, Ill. | D1a-'17 |
| 64 | Davis, Nate | OL | 6-3 | 316 | 9/23/96 | R | Charlotte | Ashburn, Va. | D3-'19 |
| 12 | Davis, Rashard | WR | 5-9 | 175 | 9/14/95 | 1 | James Madison | Charlottesville, Va. | FA-'19 |
| 92 | Dickerson, Matt | DE | 6-5 | 292 | 11/9/95 | 2 | UCLA | San Mateo, Calif. | FA-'18 |
| 75 | Douglas, Jamil | G | 6-4 | 309 | 2/28/92 | 2 | Arizona State | Cypress, Calif. | FA-'18 |
| 54 | Evans, Rashaan | LB | 6-2 | 232 | 11/8/95 | 2 | Alabama | Auburn, Ala. | D1-'18 |
| 86 | Firkser, Anthony | TE | 6-2 | 246 | 2/19/95 | 2 | Harvard | Manalapan, N.J. | FA-'18 |
| 93 | Gilbert, Reggie | OLB | 6-4 | 260 | 4/1/93 | 2 | Arizona | Laveen, Ariz. | T (GB)-'19 |
| 22 | Henry, Derrick | RB | 6-3 | 247 | 1/4/94 | 4 | Alabama | Yulee, Fla. | D2c-'16 |
| 16 | Hollister, Cody | WR | 6-4 | 216 | 11/18/93 | 2 | Arkansas | Bend, Ore. | FA-'19 |
| 37 | Hooker, Amani | DB | 5-11 | 210 | 6/14/98 | R | Iowa | Minneapolis, Minn. | D4-'19 |
| 10 | Humphries, Adam | WR | 5-11 | 195 | 6/24/93 | 5 | Clemson | Spartanburg, S.C. | UFA (TB)-'19 |
| 96 | Ivie, Joey | DT | 6-3 | 301 | 1/22/95 | 1 | Florida | Dade City, Fla. | FA-'19 |
| 25 | Jackson, Adoree' | CB | 5-11 | 185 | 9/18/95 | 3 | Southern California | East St. Louis, Ill. | D1b-'17 |
| 15 | Jennings, Darius | WR | 5-10 | 180 | 6/28/92 | 3 | Virginia | Baltimore, Md. | FA-'17 |
| 94 | Johnson, Austin | DL | 6-4 | 314 | 5/8/94 | 4 | Penn State | Galloway, N.J. | D2b-'16 |
| 60 | Jones, Ben | C | 6-3 | 308 | 7/2/89 | 8 | Georgia | Brent, Ala. | UFA (HOU)-'16 |
| 90 | Jones, DaQuan | DL | 6-4 | 322 | 12/27/91 | 6 | Penn State | Johnson City, N.Y. | D4a-'14 |
| 7 | Joseph, Greg | K | 6-0 | 210 | 8/4/94 | 2 | Florida Atlantic | Boca Raton, Fla. | FA-'19 |
| 46 | Kalu, Joshua | DB | 6-0 | 203 | 8/28/95 | 1 | Nebraska | Houston, Texas | FA-'18 |
| 71 | Kelly, Dennis | T/G | 6-8 | 321 | 1/16/90 | 8 | Purdue | Chicago Heights, Ill. | T (PHI)-'16 |
| 6 | Kern, Brett | P | 6-2 | 214 | 2/17/86 | 12 | Toledo | Grand Island, N.Y. | W (DEN)-'09 |
| 58 | Landry III, Harold | OLB | 6-2 | 252 | 6/5/96 | 2 | Boston College | Spring Lake, N.C. | D2-'18 |
| 77 | Lewan, Taylor | T | 6-7 | 309 | 7/22/91 | 6 | Michigan | Cave Creek, Ariz. | D1-'14 |
| 33 | Lewis, Dion | RB | 5-8 | 195 | 9/27/90 | 8 | Pittsburgh | Albany, N.Y. | UFA (NE)-'18 |
| 51 | Long Jr., David | LB | 5-11 | 227 | 10/12/96 | R | West Virginia | Cincinnati, Ohio | D6-'19 |
| 97 | Mack, Isaiah | DT | 6-1 | 299 | 3/19/96 | R | Chattanooga | Tunnel Hill, Ga. | FA-'19 |
| 8 | Mariota, Marcus | QB | 6-4 | 222 | 10/30/93 | 5 | Oregon | Honolulu, Hawaii | D1-'15 |
| 66 | Pamphile, Kevin | G/T | 6-5 | 315 | 11/27/90 | 6 | Purdue | Miami, Fla. | UFA (TB)-'18 |
| 85 | Pruitt, MyCole | TE | 6-2 | 245 | 3/24/92 | 4 | Southern Illinois | South Bend, Ind. | FA-'18 |
| 14 | Raymond, Kalif | WR | 5-8 | 182 | 8/8/94 | 2 | Holy Cross | Lawrenceville, Ga. | FA-'18 |
| 50 | Roberson, Derick | OLB | 6-3 | 250 | 11/15/95 | R | Sam Houston State | San Antonio, Texas | FA-'19 |
| 26 | Ryan, Logan | CB | 5-11 | 195 | 2/9/91 | 7 | Rutgers | Voorhees, N.J. | UFA (NE)-'17 |
| 76 | Saffold III, Rodger | G | 6-5 | 325 | 6/6/88 | 10 | Indiana | Bedford, Ohio | UFA (LAR)-'19 |
| 19 | Sharpe, Tajaé | WR | 6-2 | 194 | 12/23/94 | 4 | Massachusetts | Piscataway, N.J. | D5a-'16 |
| 98 | Simmons, Jeffery | DL | 6-4 | 305 | 7/28/97 | R | Mississippi State | Macon, Miss. | D1-'19 |
| 36 | Sims, LeShaun | CB | 6-0 | 203 | 9/18/93 | 4 | Southern Utah | Las Vegas, Nev. | D5b-'16 |
| 81 | Smith, Jonnu | TE | 6-3 | 248 | 8/22/95 | 3 | Florida International | Ocala, Fla. | D3b-'17 |
| 23 | Smith, Tye | CB | 6-0 | 195 | 5/3/93 | 4 | Towson | Raleigh, N.C. | FA-'17 |
| 17 | Tannehill, Ryan | QB | 6-4 | 217 | 7/27/88 | 8 | Texas A&M | Big Spring, Texas | T (MIA)-'19 |
| 24 | Vaccaro, Kenny | S | 6-0 | 214 | 2/15/91 | 7 | Texas | Brownwood, Texas | FA-'18 |
| 59 | Woodyard, Wesley | LB | 6-0 | 233 | 7/21/86 | 12 | Kentucky | LaGrange, Ga. | UFA (DEN)-'14 |
| PRACTICE SQUAD (10): | | | | | | | | | |
| 95 | Bledsoe, Amani | DE | 6-4 | 280 | 2/6/98 | R | Oklahoma | Lawrence, Kan. | FA-'19 |
| 28 | Dawkins, Dalyn | RB | 5-7 | 183 | 12/26/94 | 1 | Colorado State | Louisville, Ky. | FA-'18 |
| 38 | Durden, Kenneth | CB | 6-1 | 180 | 5/16/92 | 2 | Youngstown State | Valdosta, Ga. | FA-'18 |
| 57 | Harris, Nigel | LB | 6-2 | 225 | 12/7/94 | 2 | South Florida | Tampa, Fla. | FA-'18 |
| 83 | Hesse, Parker | TE | 6-3 | 261 | 5/26/95 | R | Iowa | Waukon, Iowa | FA-'19 |
| 62 | Munyer, Daniel | C | 6-1 | 305 | 3/4/92 | 3 | Colorado | Harbor City, Calif. | FA-'19 |
| 20 | Orr, Kareem | CB | 5-11 | 195 | 1/2/97 | R | Chattanooga | Chattanooga, Tenn. | FA-'19 |
| 72 | Quessenberry, David | OL | 6-5 | 310 | 8/24/90 | 2 | San Jose State | La Jolla, Calif. | FA-'18 |
| 87 | Thompson, Trevion | WR | 6-2 | 205 | 11/14/95 | R | Clemson | Durham, N.C. | FA-'19 |
| 39 | Wilson, Shaun | RB | 5-9 | 185 | 12/2/95 | 2 | Duke | Charlotte, N.C. | FA-'19 |
| PRACTICE SQUAD INJURED (1): | | | | | | | | | |
| 5 | Woodside, Logan | QB | 6-1 | 213 | 1/27/95 | 1 | Toledo | Frankfort, Ky. | FA-'19 |
| RESERVE/INJURED (9): | | | | | | | | | |
| 13 | Batson, Cameron | WR | 5-8 | 175 | 12/20/95 | 2 | Texas Tech | Oklahoma City, Okla. | FA-'18 |
| 21 | Butler, Malcolm | CB | 5-11 | 190 | 3/2/90 | 6 | West Alabama | Vicksburg, Miss. | UFA (NE)-'18 |
| 32 | Fluellen, David | RB | 5-11 | 224 | 1/28/92 | 3 | Toledo | Lockport, N.Y. | FA-'15 |
| 30 | Milton, Chris | CB | 5-11 | 190 | 9/15/92 | 4 | Georgia Tech | Folkston, Ga. | W (IND)-'19 |
| 4 | Succop, Ryan | K | 6-2 | 218 | 9/19/86 | 11 | South Carolina | Hickory, N.C. | FA-'14 |
| 91 | Wake, Cameron | OLB | 6-3 | 263 | 1/30/82 | 11 | Penn State | Hyattsville, Md. | UFA (MIA)-'19 |
| 42 | Walker, D'Andre | OLB | 6-2 | 251 | 1/23/97 | R | Georgia | College Park, Ga. | D5-'19 |
| 82 | Walker, Delanie | TE | 6-2 | 248 | 8/12/84 | 14 | Central Missouri | Pomona, Calif. | UFA (SF)-'13 |
| 40 | Williams, Jordan | OLB | 6-4 | 262 | 3/23/93 | 1 | Tennessee | Gainesville, Fla. | FA-'19 |

As of Jan. 19, 2020

Active Roster Count: 53

HEAD COACH: MIKE VRABEL

ASSISTANT COACHES: **DEAN PEES** (defensive coordinator), **ARTHUR SMITH** (offensive coordinator), **CRAIG AUKERMAN** (special teams), **BRIAN BELL** (strength and conditioning assistant), **SCOTT BOOKER** (defensive assistant), **SHANE BOWEN** (outside linebackers), **KEITH CARTER** (offensive line), **KERRY COOMBS** (secondary), **RYAN CROW** (defensive assistant), **TONY DEWS** (running backs), **TODD DOWNING** (tight ends), **MATT EDWARDS** (assistant special teams), **MONDRAY GEE** (strength and conditioning assistant), **CHANDLER HENLEY** (quality control), **TYRONE MCKENZIE** (inside linebackers), **ROB MOORE** (wide receivers), **PAT O'HARA** (quarterbacks), **MATT PEES** (quality control), **FRANK PIRAINO** (strength and conditioning), **LUKE STECKEL** (offensive assistant), **MIKE SULLIVAN** (assistant offensive line), **TERRELL WILLIAMS** (defensive line)

TENNESSEE TITANS NUMERICAL ROSTER

| NO. | NAME | POS. | HT. | WT. | AGE | EXP. | COLLEGE | HOMETOWN | ACQUIRED |
|------------------------------------|--------------------|-------|------|-----|-----|------|------------------------|-----------------------|---------------|
| 6 | Brett Kern | P | 6-2 | 214 | 33 | 12 | Toledo | Grand Island, N.Y. | W (DEN)-'09 |
| 7 | Greg Joseph | K | 6-0 | 210 | 25 | 2 | Florida Atlantic | Boca Raton, Fla. | FA-'19 |
| 8 | Marcus Mariota | QB | 6-4 | 222 | 26 | 5 | Oregon | Honolulu, Hawaii | D1-'15 |
| 10 | Adam Humphries | WR | 5-11 | 195 | 26 | 5 | Clemson | Spartanburg, S.C. | UFA (TB)-'19 |
| 11 | A.J. Brown | WR | 6-1 | 226 | 22 | R | Mississippi | Starkville, Miss. | D2-'19 |
| 12 | Rashard Davis | WR | 5-9 | 175 | 24 | 1 | James Madison | Charlottesville, Va. | FA-'19 |
| 14 | Kalif Raymond | WR | 5-8 | 182 | 25 | 2 | Holy Cross | Lawrenceville, Ga. | FA-'18 |
| 15 | Darius Jennings | WR | 5-10 | 180 | 27 | 3 | Virginia | Baltimore, Md. | FA-'17 |
| 16 | Cody Hollister | WR | 6-4 | 216 | 26 | 2 | Arkansas | Bend, Ore. | FA-'19 |
| 17 | Ryan Tannehill | QB | 6-4 | 217 | 31 | 8 | Texas A&M | Big Spring, Texas | T (MIA)-'19 |
| 19 | Tajae Sharpe | WR | 6-2 | 194 | 25 | 4 | Massachusetts | Piscataway, N.J. | D5a-'16 |
| 22 | Derrick Henry | RB | 6-3 | 247 | 26 | 4 | Alabama | Yulee, Fla. | D2c-'16 |
| 23 | Tye Smith | CB | 6-0 | 195 | 26 | 4 | Towson | Raleigh, N.C. | FA-'17 |
| 24 | Kenny Vaccaro | S | 6-0 | 214 | 28 | 7 | Texas | Brownwood, Texas | FA-'18 |
| 25 | Adoree' Jackson | CB | 5-10 | 186 | 24 | 3 | Southern California | East St. Louis, Ill. | D1b-'17 |
| 26 | Logan Ryan | CB | 5-11 | 195 | 28 | 7 | Rutgers | Voorhees, N.J. | UFA (NE)-'17 |
| 29 | Dane Cruikshank | DB | 6-1 | 209 | 24 | 2 | Arizona | Chino Hills, Calif. | D5-'18 |
| 31 | Kevin Byard | S | 5-11 | 212 | 26 | 4 | Middle Tennessee State | Lithonia, Ga. | D3-'16 |
| 33 | Dion Lewis | RB | 5-8 | 195 | 29 | 8 | Pittsburgh | Albany, N.Y. | UFA (NE)-'18 |
| 35 | Tramaine Brock Sr. | CB | 6-0 | 188 | 31 | 10 | Belhaven | Long Beach, Miss. | W (ARI)-'19 |
| 36 | LeShaun Sims | CB | 6-0 | 203 | 26 | 4 | Southern Utah | Las Vegas, Nev. | D5b-'16 |
| 37 | Amani Hooker | DB | 5-11 | 210 | 21 | R | Iowa | Minneapolis, Minn. | D4-'19 |
| 41 | Khari Blasingame | FB/RB | 6-0 | 233 | 23 | R | Vanderbilt | New Market, Ala. | FA-'19 |
| 44 | Kamalei Correa | OLB | 6-3 | 241 | 25 | 4 | Boise State | Honolulu, Hawaii | T (BAL)-'18 |
| 46 | Joshua Kalu | DB | 6-0 | 203 | 24 | 1 | Nebraska | Houston, Texas | FA-'18 |
| 48 | Beau Brinkley | LS | 6-4 | 260 | 29 | 8 | Missouri | Kearney, Mo. | FA-'12 |
| 50 | Derick Roberson | OLB | 6-3 | 250 | 24 | R | Sam Houston State | San Antonio, Texas | FA-'19 |
| 51 | David Long Jr. | LB | 5-11 | 227 | 23 | R | West Virginia | Cincinnati, Ohio | D6-'19 |
| 53 | Daren Bates | LB | 5-11 | 225 | 29 | 7 | Auburn | Olive Branch, Miss. | UFA (OAK)-'17 |
| 54 | Rashaan Evans | LB | 6-2 | 232 | 24 | 2 | Alabama | Auburn, Ala. | D1-'18 |
| 55 | Jayon Brown | LB | 6-0 | 226 | 24 | 3 | UCLA | Long Beach, Calif. | D5-'17 |
| 58 | Harold Landry III | OLB | 6-2 | 252 | 23 | 2 | Boston College | Spring Lake, N.C. | D2-'18 |
| 59 | Wesley Woodyard | LB | 6-0 | 233 | 33 | 12 | Kentucky | LaGrange, Ga. | UFA (DEN)-'14 |
| 60 | Ben Jones | C | 6-3 | 308 | 30 | 8 | Georgia | Brent, Ala. | UFA (HOU)-'16 |
| 64 | Nate Davis | OL | 6-3 | 316 | 23 | R | Charlotte | Ashburn, Va. | D3-'19 |
| 66 | Kevin Pamphile | G/T | 6-5 | 315 | 29 | 6 | Purdue | Miami, Fla. | UFA (TB)-'18 |
| 71 | Dennis Kelly | T/G | 6-8 | 321 | 30 | 8 | Purdue | Chicago Heights, Ill. | T (PHI)-'16 |
| 75 | Jamil Douglas | G | 6-4 | 309 | 27 | 2 | Arizona State | Cypress, Calif. | FA-'18 |
| 76 | Rodger Saffold III | G | 6-5 | 325 | 31 | 10 | Indiana | Bedford, Ohio | UFA (LAR)-'19 |
| 77 | Taylor Lewan | T | 6-7 | 309 | 28 | 6 | Michigan | Cave Creek, Ariz. | D1-'14 |
| 78 | Jack Conklin | T | 6-6 | 308 | 25 | 4 | Michigan State | Plainwell, Mich. | D1-'16 |
| 81 | Jonnu Smith | TE | 6-3 | 248 | 24 | 3 | Florida International | Ocala, Fla. | D3b-'17 |
| 84 | Corey Davis | WR | 6-3 | 209 | 25 | 3 | Western Michigan | Wheaton, Ill. | D1a-'17 |
| 85 | MyCole Pruitt | TE | 6-2 | 245 | 27 | 4 | Southern Illinois | South Bend, Ind. | FA-'18 |
| 86 | Anthony Firkser | TE | 6-2 | 246 | 24 | 2 | Harvard | Manalapan, N.J. | FA-'18 |
| 90 | DaQuan Jones | DL | 6-4 | 322 | 28 | 6 | Penn State | Johnson City, N.Y. | D4a-'14 |
| 92 | Matt Dickerson | DE | 6-5 | 292 | 24 | 2 | UCLA | San Mateo, Calif. | FA-'18 |
| 93 | Reggie Gilbert | OLB | 6-4 | 260 | 26 | 2 | Arizona | Laveen, Ariz. | T (GB)-'19 |
| 94 | Austin Johnson | DL | 6-4 | 314 | 25 | 4 | Penn State | Galloway, N.J. | D2b-'16 |
| 96 | Joey Ivie | DT | 6-3 | 301 | 24 | 1 | Florida | Dade City, Fla. | FA-'19 |
| 97 | Isaiah Mack | DT | 6-1 | 299 | 23 | R | Chattanooga | Tunnel Hill, Ga. | FA-'19 |
| 98 | Jeffery Simmons | DL | 6-4 | 305 | 22 | R | Mississippi State | Macon, Miss. | D1-'19 |
| 99 | Jurrell Casey | DT | 6-1 | 305 | 30 | 9 | Southern California | Long Beach, Calif. | D3-'11 |
| PRACTICE SQUAD (10): | | | | | | | | | |
| 20 | Kareem Orr | CB | 5-11 | 195 | 23 | R | Chattanooga | Chattanooga, Tenn. | FA-'19 |
| 28 | Dalyn Dawkins | RB | 5-7 | 183 | 25 | 1 | Colorado State | Louisville, Ky. | FA-'18 |
| 38 | Kenneth Durden | CB | 6-1 | 180 | 27 | 2 | Youngstown State | Valdosta, Ga. | FA-'18 |
| 39 | Shaun Wilson | RB | 5-9 | 185 | 24 | 2 | Duke | Charlotte, N.C. | FA-'19 |
| 57 | Nigel Harris | LB | 6-2 | 225 | 25 | 2 | South Florida | Tampa, Fla. | FA-'18 |
| 62 | Daniel Munyer | C | 6-1 | 305 | 27 | 3 | Colorado | Harbor City, Calif. | FA-'19 |
| 72 | David Quessenberry | OL | 6-5 | 305 | 29 | 2 | San Jose State | La Jolla, Calif. | FA-'18 |
| 83 | Parker Hesse | TE | 6-3 | 261 | 24 | R | Iowa | Waukon, Iowa | FA-'19 |
| 87 | Trevion Thompson | WR | 6-2 | 205 | 24 | R | Clemson | Durham, N.C. | FA-'19 |
| 95 | Amani Bledsoe | DE | 6-4 | 280 | 21 | R | Oklahoma | Lawrence, Kan. | FA-'19 |
| PRACTICE SQUAD INJURED (1): | | | | | | | | | |
| 5 | Logan Woodside | QB | 6-1 | 213 | 24 | 1 | Toledo | Frankfort, Ky. | FA-'19 |
| RESERVE/INJURED (9): | | | | | | | | | |
| 4 | Ryan Succop | K | 6-2 | 218 | 33 | 11 | South Carolina | Hickory, N.C. | FA-'14 |
| 13 | Cameron Batson | WR | 5-8 | 175 | 24 | 2 | Texas Tech | Oklahoma City, Okla. | FA-'18 |
| 21 | Malcolm Butler | CB | 5-11 | 190 | 29 | 6 | West Alabama | Vicksburg, Miss. | UFA (NE)-'18 |
| 30 | Chris Milton | CB | 5-11 | 190 | 27 | 4 | Georgia Tech | Folkston, Ga. | W (IND)-'19 |
| 32 | David Fluellen | RB | 5-11 | 224 | 27 | 3 | Toledo | Lockport, N.Y. | FA-'15 |
| 40 | Jordan Williams | OLB | 6-4 | 262 | 26 | 1 | Tennessee | Gainesville, Fla. | FA-'19 |
| 42 | D'Andre Walker | OLB | 6-2 | 251 | 22 | R | Georgia | College Park, Ga. | D5-'19 |
| 82 | Delanie Walker | TE | 6-2 | 248 | 35 | 14 | Central Missouri | Pomona, Calif. | UFA (SF)-'13 |
| 91 | Cameron Wake | OLB | 6-3 | 263 | 37 | 11 | Penn State | Hyattsville, Md. | UFA (MIA)-'19 |

As of Jan. 19, 2020

Active Roster Count: 53

HEAD COACH: MIKE VRABEL

ASSISTANT COACHES: DEAN PEES (defensive coordinator), ARTHUR SMITH (offensive coordinator), CRAIG AUKERMAN (special teams), BRIAN BELL (strength and conditioning assistant), SCOTT BOOKER (defensive assistant), SHANE BOWEN (outside linebackers), KEITH CARTER (offensive line), KERRY COOMBS (secondary), RYAN CROW (defensive assistant), TONY DEWS (running backs), TODD DOWNING (tight ends), MATT EDWARDS (assistant special teams), MONDRAY GEE (strength and conditioning assistant), CHANDLER HENLEY (quality control), TYRONE MCKENZIE (inside linebackers), ROB MOORE (wide receivers), PAT O'HARA (quarterbacks), MATT PEES (quality control), FRANK PIRAINO (strength and conditioning), LUKE STECKEL (offensive assistant), MIKE SULLIVAN (assistant offensive line), TERRELL WILLIAMS (defensive line)

HOW ACQUIRED KEY: FA (free agent), UFA (unrestricted free agent), RFA (restricted free agent), D (draft pick), W (waivers), T (trade)

2019 RECAP

DRAFT

TEAM NOTES

PLAYER NOTES

STATISTICS

ROSTERS



**TENNESSEE
TITANS**

GAME-BY-GAME STATISTICS

2019 TENNESSEE TITANS GAME-BY-GAME OFFENSE

| | 9/8 at CLE | 9/15 IND | 9/19 at JAX | 9/29 at ATL | 10/6 BUF | 10/13 at DEN | 10/20 LAC | 10/27 TB | 11/3 at CAR | 11/10 KC | 11/24 JAX | 12/1 at IND | 12/8 at OAK | 12/15 HOU | 12/22 NO | 12/29 at HOU | 2019 Totals |
|------------------------------|--------------|--------------|--------------|--------------|--------------|--------------|--------------|--------------|--------------|--------------|--------------|--------------|--------------|--------------|--------------|--------------|---------------|
| Points | 43 | 17 | 7 | 24 | 7 | 0 | 23 | 27 | 20 | 35 | 42 | 31 | 42 | 21 | 28 | 35 | 402 |
| 1st Qtr | 3 | 0 | 0 | 14 | 0 | 0 | 3 | 14 | 0 | 0 | 0 | 7 | 7 | 0 | 14 | 7 | 69 |
| 2nd Qtr | 9 | 7 | 0 | 10 | 0 | 0 | 7 | 3 | 0 | 13 | 7 | 0 | 14 | 0 | 0 | 7 | 77 |
| 3rd Qtr | 10 | 10 | 0 | 0 | 7 | 0 | 0 | 3 | 7 | 7 | 28 | 10 | 7 | 7 | 7 | 7 | 110 |
| 4th Qtr | 21 | 0 | 7 | 0 | 0 | 0 | 13 | 7 | 13 | 15 | 7 | 14 | 14 | 14 | 7 | 14 | 146 |
| Overtime | 0 | 0 | 0 | 0 | 0 | 0 | 0 | 0 | 0 | 0 | 0 | 0 | 0 | 0 | 0 | 0 | 0 |
| TDs (Ru-P-Ret) | 1-3-1 | 1-1-0 | 1-0-0 | 0-3-0 | 1-0-0 | 0-0-0 | 1-2-0 | 0-3-0 | 2-1-0 | 2-2-1 | 4-2-0 | 1-2-1 | 2-3-1 | 1-2-0 | 1-3-0 | 3-2-0 | 21-29-4 |
| PATs (M/A) | 5-5 | 2-2 | 1-1 | 3-3 | 1-1 | 0-0 | 2-3 | 3-3 | 2-2 | 3-4 | 6-6 | 4-4 | 6-6 | 3-3 | 4-4 | 5-5 | 50-52 |
| 2PT Convs (M/A) | 0-0 | 0-0 | 0-0 | 0-0 | 0-0 | 0-0 | 0-0 | 0-0 | 0-1 | 1-1 | 0-0 | 0-0 | 0-0 | 0-0 | 0-0 | 0-0 | 1-2 |
| FGs (M/A) | 2-2 | 1-2 | 0-0 | 1-1 | 0-4 | 0-0 | 1-1 | 2-2 | 0-3 | 0-0 | 0-0 | 1-1 | 0-1 | 0-1 | 0-0 | 0-0 | 8-18 |
| Safeties | 1 | 0 | 0 | 0 | 0 | 0 | 0 | 0 | 0 | 0 | 0 | 0 | 0 | 0 | 0 | 0 | 1 |
| First Downs | 21 | 18 | 21 | 22 | 14 | 12 | 22 | 16 | 24 | 19 | 21 | 15 | 26 | 24 | 17 | 25 | 317 |
| Rushing | 6 | 9 | 5 | 8 | 5 | 0 | 5 | 3 | 5 | 9 | 8 | 7 | 10 | 7 | 4 | 13 | 104 |
| Passing | 9 | 7 | 15 | 10 | 5 | 9 | 17 | 11 | 17 | 7 | 11 | 7 | 15 | 15 | 11 | 11 | 177 |
| Penalty | 6 | 2 | 1 | 4 | 4 | 3 | 0 | 2 | 2 | 3 | 2 | 1 | 1 | 2 | 2 | 1 | 36 |
| 3rd Down Conv (M/A) | 2-10 | 1-10 | 8-17 | 6-13 | 4-14 | 2-14 | 6-11 | 5-13 | 3-10 | 2-8 | 4-8 | 5-13 | 8-11 | 4-10 | 5-13 | 5-10 | 70-185 |
| 3rd Down Conv Pct | 20.00% | 10.00% | 47.06% | 46.15% | 28.57% | 14.29% | 54.55% | 38.46% | 30.00% | 25.00% | 50.00% | 38.46% | 72.73% | 40.00% | 38.46% | 50.00% | 37.84% |
| 4th Down Conv (M/A) | 0-0 | 0-1 | 0-1 | 0-1 | 0-0 | 0-2 | 1-2 | 0-1 | 1-1 | 0-1 | 0-0 | 1-1 | 0-0 | 1-2 | 0-1 | 0-0 | 4-14 |
| 4th Down Conv Pct | 0.00% | 0.00% | 0.00% | 0.00% | 0.00% | 0.00% | 50.00% | 0.00% | 100.00% | 0.00% | 0.00% | 100.00% | 0.00% | 50.00% | 0.00% | 0.00% | 28.57% |
| Red Zone Conv (M/A) | 3-4 | 2-2 | 1-2 | 1-2 | 1-3 | 0-2 | 3-3 | 3-3 | 2-2 | 2-2 | 3-4 | 2-3 | 4-5 | 3-4 | 1-1 | 3-3 | 34-45 |
| Red Zone Conv Pct | 75.00% | 100.00% | 50.00% | 50.00% | 33.33% | 0.00% | 100.00% | 100.00% | 100.00% | 100.00% | 75.00% | 66.67% | 80.00% | 75.00% | 100.00% | 100.00% | 75.56% |
| Goal to Go Conv (M/A) | 2-2 | 2-2 | 1-1 | 0-0 | 1-2 | 0-0 | 2-2 | 3-3 | 1-1 | 2-2 | 2-3 | 0-0 | 1-1 | 2-3 | 0-0 | 3-3 | 22-25 |
| Goal to Go Conv Pct | 100.00% | 100.00% | 100.00% | 0.00% | 50.00% | 0.00% | 100.00% | 100.00% | 100.00% | 100.00% | 66.67% | 0.00% | 100.00% | 66.67% | 0.00% | 100.00% | 88.00% |
| Total Net Yards | 339 | 242 | 340 | 365 | 252 | 204 | 403 | 246 | 431 | 371 | 471 | 292 | 552 | 432 | 397 | 467 | 5805 |
| Total Off. Plays | 56 | 56 | 75 | 61 | 54 | 62 | 61 | 57 | 64 | 49 | 52 | 58 | 59 | 67 | 58 | 60 | 949 |
| Avg. Gain Per Play | 6.1 | 4.3 | 4.5 | 6.0 | 4.7 | 3.3 | 6.6 | 4.3 | 6.7 | 7.6 | 9.1 | 5.0 | 9.4 | 6.4 | 6.8 | 7.8 | 6.1 |
| Net Yards Rushing | 123 | 123 | 91 | 138 | 102 | 39 | 97 | 72 | 121 | 225 | 219 | 154 | 161 | 163 | 149 | 245 | 2223 |
| Total Rushing Plays | 28 | 24 | 26 | 34 | 27 | 21 | 29 | 21 | 21 | 26 | 33 | 30 | 32 | 28 | 26 | 39 | 445 |
| Avg. Gain Per Rush | 4.4 | 5.1 | 3.5 | 4.1 | 3.8 | 1.9 | 3.3 | 3.4 | 5.8 | 8.7 | 6.6 | 5.1 | 5.0 | 5.8 | 5.7 | 6.3 | 5.0 |
| Net Yards Passing | 216 | 119 | 249 | 227 | 150 | 165 | 306 | 174 | 310 | 146 | 252 | 138 | 391 | 269 | 248 | 222 | 3582 |
| Times Sacked | 4 | 4 | 9 | 0 | 5 | 7 | 2 | 3 | 4 | 4 | 1 | 6 | 0 | 2 | 5 | 0 | 56 |
| Yards Lost on Sacks | 32 | 35 | 55 | 0 | 33 | 42 | 17 | 19 | 21 | 35 | 7 | 44 | 4 | 10 | 24 | 0 | 374 |
| Gross Yards Passing | 248 | 154 | 304 | 227 | 183 | 207 | 323 | 193 | 331 | 181 | 259 | 182 | 391 | 279 | 272 | 222 | 3956 |
| Pass Attempts | 24 | 28 | 40 | 27 | 22 | 34 | 30 | 33 | 39 | 19 | 18 | 22 | 27 | 37 | 27 | 21 | 448 |
| Pass Completions | 14 | 19 | 23 | 18 | 13 | 20 | 24 | 21 | 27 | 13 | 14 | 17 | 21 | 22 | 17 | 14 | 297 |
| Completion Pct | 58.33% | 67.86% | 57.50% | 66.67% | 59.09% | 58.82% | 80.00% | 63.64% | 69.23% | 68.42% | 77.78% | 77.27% | 77.78% | 59.46% | 62.96% | 66.67% | 66.29% |
| Avg. Gain Per Pass | 7.7 | 3.7 | 5.1 | 8.4 | 5.6 | 4.0 | 9.6 | 4.8 | 7.2 | 6.3 | 13.3 | 4.9 | 14.5 | 6.9 | 7.8 | 10.6 | 7.1 |
| Interceptions | 0 | 0 | 0 | 0 | 0 | 3 | 1 | 0 | 2 | 0 | 0 | 0 | 1 | 1 | 0 | 0 | 8 |
| Fumbles / Fum. Lost | 0-0 | 2-0 | 3-1 | 3-0 | 1-0 | 1-0 | 2-0 | 2-1 | 1-1 | 1-1 | 2-2 | 2-2 | 0-0 | 0-0 | 1-1 | 0-0 | 21-9 |
| Penalties | 6 | 5 | 9 | 5 | 8 | 6 | 7 | 6 | 11 | 8 | 6 | 3 | 4 | 4 | 6 | 5 | 99 |
| Penalty Yards | 54 | 75 | 101 | 77 | 60 | 40 | 54 | 77 | 99 | 64 | 54 | 33 | 21 | 30 | 56 | 37 | 932 |
| Punts | 6 | 6 | 8 | 5 | 6 | 9 | 2 | 5 | 3 | 4 | 3 | 5 | 2 | 3 | 7 | 4 | 78 |
| Gross Punting Average | 46.2 | 48.0 | 46.5 | 45.0 | 49.7 | 47.1 | 42.0 | 49.6 | 46.3 | 51.0 | 44.0 | 48.8 | 51.0 | 48.3 | 42.7 | 47.3 | 47.1 |
| Touchbacks | 0 | 0 | 2 | 0 | 0 | 0 | 0 | 0 | 0 | 0 | 0 | 0 | 0 | 0 | 0 | 0 | 2 |
| Inside20 | 3 | 2 | 4 | 5 | 1 | 8 | 2 | 1 | 0 | 2 | 1 | 4 | 0 | 1 | 1 | 2 | 37 |
| Punts Blocked | 0 | 0 | 0 | 0 | 0 | 0 | 0 | 0 | 0 | 0 | 0 | 0 | 0 | 0 | 0 | 0 | 0 |
| Net Punting Average | 43.20 | 41.0 | 40.1 | 44.6 | 49.3 | 41.8 | 42.0 | 40.6 | 42.7 | 49.8 | 45.7 | 42.4 | 45.0 | 48.3 | 39.7 | 41.0 | 43.1 |
| Punt Returns | 0 | 2 | 1 | 1 | 2 | 3 | 1 | 0 | 1 | 0 | 2 | 2 | 0 | 2 | 3 | 2 | 22 |
| Punt Return Yards | 0 | 26 | 0 | 2 | 2 | 19 | 14 | 0 | 11 | 0 | 22 | 8 | 0 | 19 | 37 | 9 | 169 |
| Punt Return Avg. | 0.0 | 13.0 | 0.0 | 2.0 | 1.0 | 6.3 | 14.0 | 0.0 | 11.0 | 0.0 | 11.0 | 4.0 | 0.0 | 9.5 | 12.3 | 4.5 | 7.7 |
| Fair Catches | 4 | 0 | 2 | 2 | 2 | 2 | 0 | 2 | 3 | 0 | 3 | 1 | 3 | 1 | 2 | 3 | 30 |
| Kickoff Returns | 3 | 1 | 1 | 0 | 0 | 1 | 3 | 1 | 3 | 3 | 2 | 0 | 3 | 3 | 4 | 2 | 30 |
| Kickoff Return Yards | 50 | 26 | 25 | 0 | 0 | 16 | 69 | 45 | 69 | 46 | 34 | 0 | 71 | 55 | 83 | 49 | 638 |
| Kickoff Return Avg. | 16.7 | 26.0 | 25.0 | 0.0 | 0.0 | 16.0 | 23.0 | 45.0 | 23.0 | 15.3 | 17.0 | 0.0 | 23.7 | 18.3 | 20.8 | 24.5 | 21.3 |
| Time of Possession | 29:18 | 28:06 | 35:16 | 29:19 | 28:48 | 30:14 | 32:15 | 28:27 | 26:43 | 22:09 | 23:04 | 27:29 | 29:12 | 28:40 | 28:56 | 28:21 | 28:31 |
| Turnover Ratio | +3 | +2 | -1 | +1 | +1 | -2 | 0 | +3 | -2 | 0 | -1 | +1 | 0 | +1 | -1 | +1 | +6 |

2019 TENNESSEE TITANS GAME-BY-GAME DEFENSE

| | 9/8 at CLE | 9/15 IND | 9/19 at JAX | 9/29 at ATL | 10/6 BUF | 10/13 at DEN | 10/20 LAC | 10/27 TB | 11/3 at CAR | 11/10 KC | 11/24 JAX | 12/1 at IND | 12/8 at OAK | 12/15 HOU | 12/22 NO | 12/29 at HOU | 2019 Totals |
|------------------------------|--------------|--------------|--------------|--------------|--------------|--------------|--------------|--------------|--------------|--------------|--------------|--------------|--------------|--------------|--------------|--------------|---------------|
| Points | 13 | 19 | 20 | 10 | 14 | 16 | 20 | 23 | 30 | 32 | 20 | 17 | 21 | 24 | 38 | 14 | 331 |
| 1st Qtr | 6 | 7 | 14 | 7 | 0 | 3 | 3 | 3 | 0 | 10 | 0 | 7 | 7 | 0 | 0 | 7 | 74 |
| 2nd Qtr | 0 | 6 | 0 | 0 | 7 | 3 | 7 | 12 | 17 | 3 | 3 | 3 | 14 | 14 | 10 | 0 | 99 |
| 3rd Qtr | 7 | 0 | 3 | 3 | 0 | 7 | 0 | 8 | 7 | 9 | 8 | 7 | 0 | 0 | 21 | 7 | 87 |
| 4th Qtr | 0 | 6 | 3 | 0 | 7 | 3 | 10 | 0 | 6 | 10 | 9 | 0 | 0 | 10 | 7 | 0 | 71 |
| Overtime | 0 | 0 | 0 | 0 | 0 | 0 | 0 | 0 | 0 | 0 | 0 | 0 | 0 | 0 | 0 | 0 | 0 |
| TDs (Ru-P-Ret) | 1-1-0 | 0-3-0 | 0-2-0 | 1-0-0 | 0-2-0 | 1-0-0 | 0-2-0 | 0-2-0 | 2-2-0 | 0-3-0 | 2-0-0 | 1-1-0 | 1-2-0 | 1-2-0 | 2-3-0 | 2-0-0 | 14-25-0 |
| PATs (M/A) | 1-2 | 1-3 | 2-2 | 1-1 | 2-2 | 1-1 | 2-2 | 0-0 | 3-4 | 2-3 | 0-0 | 2-2 | 3-3 | 3-3 | 5-5 | 2-2 | 30-35 |
| 2PT Convs (M/A) | 0-0 | 0-0 | 0-0 | 0-0 | 0-0 | 0-0 | 0-0 | 1-2 | 0-0 | 0-0 | 1-2 | 0-0 | 0-0 | 0-0 | 0-0 | 0-0 | 2-4 |
| FGs (M/A) | 0-0 | 0-0 | 2-2 | 1-2 | 0-0 | 3-3 | 2-2 | 3-3 | 1-2 | 4-5 | 2-2 | 1-4 | 0-0 | 1-1 | 1-1 | 0-0 | 21-27 |
| Safeties | 0 | 0 | 0 | 0 | 0 | 0 | 0 | 0 | 0 | 0 | 0 | 0 | 0 | 0 | 0 | 0 | 0 |
| First Downs | 19 | 21 | 12 | 24 | 18 | 11 | 24 | 23 | 22 | 28 | 23 | 22 | 22 | 23 | 23 | 20 | 335 |
| Rushing | 4 | 11 | 2 | 5 | 5 | 4 | 2 | 5 | 7 | 6 | 8 | 6 | 7 | 9 | 5 | 9 | 95 |
| Passing | 13 | 8 | 8 | 17 | 12 | 7 | 19 | 17 | 13 | 20 | 12 | 15 | 13 | 12 | 16 | 11 | 213 |
| Penalty | 2 | 2 | 2 | 2 | 1 | 0 | 3 | 1 | 2 | 2 | 3 | 1 | 2 | 2 | 2 | 0 | 27 |
| 3rd Down Conv (M/A) | 1-10 | 7-14 | 2-11 | 5-14 | 4-13 | 2-14 | 6-11 | 7-15 | 5-14 | 7-14 | 7-18 | 5-12 | 4-10 | 5-10 | 4-12 | 3-12 | 74-204 |
| 3rd Down Conv Pct | 10.00% | 50.00% | 18.18% | 35.71% | 30.77% | 14.29% | 54.55% | 46.67% | 35.71% | 50.00% | 38.89% | 41.67% | 40.00% | 50.00% | 33.33% | 25.00% | 36.27% |
| 4th Down Conv (M/A) | 0-2 | 1-1 | 0-1 | 1-4 | 1-2 | 0-0 | 0-1 | 1-2 | 2-2 | 1-2 | 1-2 | 0-0 | 0-1 | 0-0 | 0-1 | 2-4 | 10-25 |
| 4th Down Conv Pct | 0.00% | 100.00% | 0.00% | 25.00% | 50.00% | 0.00% | 0.00% | 50.00% | 100.00% | 50.00% | 50.00% | 0.00% | 0.00% | 0.00% | 0.00% | 50.00% | 40.00% |
| Red Zone Conv (M/A) | 2-2 | 3-3 | 1-2 | 1-3 | 2-3 | 1-2 | 1-3 | 2-4 | 3-4 | 2-3 | 2-2 | 2-3 | 2-3 | 3-5 | 3-3 | 2-2 | 32-47 |
| Red Zone Conv Pct | 100.00% | 100.00% | 50.00% | 33.33% | 66.67% | 50.00% | 33.33% | 50.00% | 75.00% | 66.67% | 100.00% | 66.67% | 66.67% | 60.00% | 100.00% | 100.00% | 68.09% |
| Goal to Go Conv (M/A) | 2-2 | 2-2 | 1-2 | 1-1 | 1-1 | 1-1 | 1-2 | 2-4 | 1-2 | 1-1 | 2-2 | 1-2 | 1-2 | 1-3 | 2-2 | 2-2 | 22-31 |
| Goal to Go Conv Pct | 100.00% | 100.00% | 50.00% | 100.00% | 100.00% | 100.00% | 50.00% | 50.00% | 50.00% | 100.00% | 100.00% | 50.00% | 50.00% | 33.33% | 100.00% | 100.00% | 70.97% |
| Total Net Yards | 346 | 288 | 292 | 422 | 313 | 270 | 365 | 389 | 370 | 530 | 369 | 391 | 356 | 374 | 377 | 301 | 5752 |
| Total Off. Plays | 63 | 65 | 50 | 75 | 63 | 59 | 60 | 76 | 68 | 78 | 78 | 67 | 60 | 63 | 66 | 65 | 1056 |
| Avg. Gain Per Play | 5.5 | 4.4 | 5.8 | 5.6 | 5.0 | 4.6 | 6.1 | 5.1 | 5.4 | 6.8 | 4.7 | 5.8 | 5.9 | 5.9 | 5.7 | 4.6 | 5.4 |
| Net Yards Rushing | 102 | 167 | 88 | 58 | 109 | 103 | 39 | 106 | 156 | 97 | 117 | 82 | 97 | 140 | 102 | 109 | 1672 |
| Total Rushing Plays | 20 | 34 | 20 | 17 | 27 | 30 | 21 | 30 | 33 | 25 | 27 | 24 | 24 | 35 | 23 | 25 | 415 |
| Avg. Gain Per Rush | 5.1 | 4.9 | 4.4 | 3.4 | 4.0 | 3.4 | 1.9 | 3.5 | 4.7 | 3.9 | 4.3 | 3.4 | 4.0 | 4.0 | 4.4 | 4.4 | 4.0 |
| Net Yards Passing | 244 | 121 | 204 | 364 | 204 | 167 | 326 | 283 | 214 | 433 | 252 | 309 | 259 | 234 | 275 | 192 | 4080 |
| Times Sacked | 5 | 3 | 0 | 5 | 4 | 1 | 1 | 3 | 3 | 2 | 3 | 3 | 2 | 1 | 3 | 4 | 43 |
| Yards Lost on Sacks | 41 | 25 | 0 | 33 | 15 | 10 | 3 | 18 | 18 | 13 | 20 | 10 | 4 | 9 | 24 | 33 | 276 |
| Gross Yards Passing | 285 | 146 | 204 | 397 | 219 | 177 | 329 | 301 | 232 | 446 | 272 | 319 | 263 | 243 | 299 | 225 | 4356 |
| Pass Attempts | 38 | 28 | 30 | 53 | 32 | 28 | 38 | 43 | 32 | 51 | 48 | 40 | 34 | 27 | 40 | 36 | 598 |
| Pass Completions | 25 | 17 | 20 | 35 | 23 | 18 | 24 | 21 | 17 | 36 | 32 | 25 | 25 | 19 | 28 | 21 | 386 |
| Completion Pct | 65.79% | 60.71% | 66.67% | 66.04% | 71.88% | 64.29% | 63.16% | 48.84% | 53.13% | 70.59% | 66.67% | 62.50% | 73.53% | 70.37% | 70.00% | 58.33% | 64.55% |
| Avg. Gain Per Pass | 5.7 | 3.9 | 6.8 | 6.3 | 5.7 | 5.8 | 8.4 | 6.2 | 6.1 | 8.2 | 4.9 | 7.2 | 7.2 | 8.4 | 6.4 | 4.8 | 6.4 |
| Interceptions | 3 | 1 | 0 | 0 | 1 | 1 | 0 | 2 | 1 | 0 | 0 | 2 | 0 | 2 | 0 | 1 | 14 |
| Fumbles / Fum. Lost | 0-0 | 1-1 | 0-0 | 1-1 | 0-0 | 2-0 | 2-1 | 3-2 | 0-0 | 2-1 | 1-1 | 1-1 | 1-1 | 1-0 | 1-0 | 0-0 | 16-9 |
| Penalties | 18 | 8 | 4 | 7 | 11 | 8 | 4 | 9 | 6 | 9 | 11 | 6 | 3 | 5 | 11 | 5 | 125 |
| Penalty Yards | 182 | 65 | 30 | 50 | 78 | 51 | 29 | 87 | 77 | 80 | 104 | 40 | 20 | 27 | 70 | 35 | 1025 |
| Punts | 5 | 5 | 6 | 3 | 6 | 8 | 2 | 3 | 4 | 1 | 6 | 3 | 5 | 4 | 5 | 5 | 71 |
| Gross Punting Average | 46.6 | 49.6 | 42 | 43.0 | 50.0 | 50.1 | 46.5 | 43.0 | 38.8 | 26.0 | 48.0 | 49.3 | 44.2 | 46.3 | 48.8 | 49.6 | 46.5 |
| Touchbacks | 0 | 1 | 0 | 0 | 2 | 1 | 0 | 0 | 0 | 0 | 0 | 0 | 1 | 0 | 0 | 0 | 5 |
| Inside20 | 3 | 1 | 1 | 0 | 4 | 2 | 1 | 2 | 3 | 0 | 2 | 1 | 4 | 3 | 2 | 3 | 32 |
| Punts Blocked | 0 | 0 | 0 | 0 | 0 | 0 | 0 | 0 | 0 | 0 | 0 | 0 | 0 | 0 | 0 | 0 | 0 |
| Net Punting Average | 46.6 | 40.4 | 42 | 42.3 | 43.0 | 45.3 | 39.5 | 43.0 | 36.0 | 26.0 | 44.3 | 46.7 | 40.2 | 41.5 | 41.4 | 47.8 | 42.7 |
| Punt Returns | 1 | 4 | 2 | 1 | 2 | 3 | 0 | 3 | 2 | 1 | 2 | 2 | 1 | 0 | 4 | 2 | 30 |
| Punt Return Yards | 18 | 42 | 11 | 2 | 2 | 48 | 0 | 45 | 11 | 5 | -5 | 32 | 12 | 0 | 21 | 25 | 269 |
| Punt Return Avg. | 18.0 | 10.5 | 5.5 | 2.0 | 1.0 | 16.0 | 0.0 | 15.0 | 5.5 | 5.0 | -2.5 | 16.0 | 12.0 | 0.0 | 5.3 | 12.5 | 9.0 |
| Fair Catches | 1 | 1 | 3 | 0 | 0 | 4 | 1 | 1 | 0 | 2 | 0 | 2 | 1 | 1 | 0 | 2 | 19 |
| Kickoff Returns | 4 | 2 | 0 | 2 | 1 | 0 | 1 | 2 | 2 | 4 | 7 | 1 | 4 | 2 | 5 | 0 | 37 |
| Kickoff Return Yards | 103 | 38 | 0 | 42 | 18 | 0 | 8 | 47 | 52 | 90 | 157 | 15 | 91 | 54 | 162 | 0 | 877 |
| Kickoff Return Avg. | 25.8 | 19.0 | 0 | 21.0 | 18.0 | 0.0 | 8.0 | 23.5 | 26.0 | 22.5 | 22.4 | 15.0 | 22.8 | 27.0 | 32.4 | 0.0 | 23.7 |
| Time of Possession | 30:42 | 31:54 | 24:44 | 30:41 | 31:12 | 29:46 | 27:45 | 31:33 | 33:17 | 37:51 | 36:56 | 32:31 | 30:48 | 31:20 | 31:04 | 31:39 | 31:29 |

| 2019 PLAYOFF OFFENSE | | | | |
|------------------------------|--------------|---------------|---------------|----------------|
| | 1/4 at NE | 1/1 at BAL | 1/19 at KC | 2019 Totals |
| Points | 20 | 28 | 24 | 72 |
| 1st Qtr | 7 | 7 | 10 | 24 |
| 2nd Qtr | 7 | 7 | 7 | 21 |
| 3rd Qtr | 0 | 14 | 0 | 14 |
| 4th Qtr | 6 | 0 | 7 | 13 |
| Overtime | 0 | 0 | 0 | 0 |
| TDs (Ru-P-Ret) | 1-1-1 | 1-3-0 | 1-2-0 | 3-6-1 |
| PATs (M/A) | 2-2 | 4-4 | 3-3 | 9-9 |
| 2PT Convs (M/A) | 0-1 | 0-0 | 0-0 | 0-1 |
| FGs (M/A) | 0-0 | 0-0 | 1-1 | 1-1 |
| Safeties | 0 | 0 | 0 | 0 |
| First Downs | 19 | 15 | 20 | 54 |
| Rushing | 13 | 9 | 4 | 26 |
| Passing | 5 | 5 | 13 | 23 |
| Penalty | 1 | 1 | 3 | 5 |
| 3rd Down Conv (M/A) | 6-12 | 7-13 | 3-10 | 16-35 |
| 3rd Down Conv Pct | 50.00% | 53.85% | 30.00% | 45.71% |
| 4th Down Conv (M/A) | 0-0 | 0-0 | 2-3 | 2-3 |
| 4th Down Conv Pct | 0.00% | 0.00% | 66.67% | 66.67% |
| Red Zone Conv (M/A) | 2-2 | 3-3 | 2-3 | 7-8 |
| Red Zone Conv Pct | 100.00% | 100.00% | 66.67% | 87.50% |
| Goal to Go Conv (M/A) | 1-1 | 3-3 | 2-2 | 6-6 |
| Goal to Go Conv Pct | 100.00% | 100.00% | 100.00% | 100.00% |
| Total Net Yards | 272 | 300 | 295 | 867 |
| Total Off. Plays | 57 | 53 | 58 | 168 |
| Avg. Gain Per Play | 4.8 | 5.7 | 5.1 | 5.2 |
| Net Yards Rushing | 201 | 217 | 85 | 503 |
| Total Rushing Plays | 40 | 37 | 23 | 100 |
| Avg. Gain Per Rush | 5 | 5.9 | 3.7 | 5.0 |
| Net Yards Passing | 71 | 83 | 210 | 364 |
| Times Sacked | 1 | 1 | 3 | 5 |
| Yards Lost on Sacks | 5 | 8 | 27 | 40 |
| Gross Yards Passing | 76 | 91 | 237 | 404 |
| Pass Attempts | 16 | 15 | 32 | 63 |
| Pass Completions | 9 | 8 | 22 | 39 |
| Completion Pct | 56.25% | 53.33% | 68.75% | 61.90% |
| Avg. Gain Per Pass | 4.2 | 5.2 | 6 | 5.4 |
| Interceptions | 1 | 0 | 0 | 1 |
| Fumbles / Fum. Lost | 2-0 | 0-0 | 0-0 | 2-0 |
| Penalties | 5 | 5 | 8 | 18 |
| PenaltyYards | 25 | 20 | 85 | 130 |
| Punts | 6 | 6 | 3 | 15 |
| Gross Punting Average | 45.8 | 52.5 | 46.3 | 48.6 |
| Touchbacks | 0 | 4 | 0 | 4 |
| Inside20 | 4 | 1 | 1 | 6 |
| Punts Blocked | 0 | 0 | 0 | 0 |
| Net Punting Average | 42.00 | 39.2 | 44 | 41.3 |
| Punt Returns | 0 | 0 | 1 | 1 |
| Punt Return Yards | 0 | 0 | 9 | 9 |
| Punt Return Avg. | 0.0 | 0.0 | 9 | 9.0 |
| Fair Catches | 2 | 1 | 1 | 4 |
| Kickoff Returns | 2 | 2 | 4 | 8 |
| Kickoff Return Yards | 40 | 27 | 61 | 128 |
| Kickoff Return Avg. | 20.0 | 13.5 | 15.3 | 16.0 |
| Time of Possession | 31:09 | 27:54 | 30:10 | 29:44 |
| Turnover Ratio | 0 | +3 | 0 | +3 |

| 2019 PLAYOFF DEFENSE | | | | |
|------------------------------|--------------|---------------|---------------|----------------|
| | 1/4 at NE | 1/1 at BAL | 1/19 at KC | 2019 Totals |
| Points | 13 | 12 | 35 | 60 |
| 1st Qtr | 3 | 0 | 7 | 10 |
| 2nd Qtr | 10 | 6 | 14 | 30 |
| 3rd Qtr | 0 | 0 | 0 | 0 |
| 4th Qtr | 0 | 6 | 14 | 20 |
| Overtime | 0 | 0 | 0 | 0 |
| TDs (Ru-P-Ret) | 1-0-0 | 0-1-0 | 2-3-0 | 3-4-0 |
| PATs (M/A) | 1-1 | 0-0 | 5-5 | 6-6 |
| 2PT Convs (M/A) | 0-0 | 0-1 | 0-0 | 0-1 |
| FGs (M/A) | 2-2 | 2-2 | 0-0 | 4-4 |
| Safeties | 0 | 0 | 0 | 0 |
| First Downs | 18 | 29 | 27 | 74 |
| Rushing | 6 | 10 | 10 | 26 |
| Passing | 11 | 18 | 14 | 43 |
| Penalty | 1 | 1 | 3 | 5 |
| 3rd Down Conv (M/A) | 5-13 | 11-18 | 6-10 | 22-41 |
| 3rd Down Conv Pct | 38.46% | 61.11% | 60.00% | 53.66% |
| 4th Down Conv (M/A) | 0-1 | 0-4 | 1-1 | 1-6 |
| 4th Down Conv Pct | 0.00% | 0.00% | 100.00% | 16.67% |
| Red Zone Conv (M/A) | 1-3 | 1-4 | 2-3 | 4-10 |
| Red Zone Conv Pct | 33.33% | 25.00% | 66.67% | 40.00% |
| Goal to Go Conv (M/A) | 1-2 | 0-1 | 2-2 | 3-5 |
| Goal to Go Conv Pct | 50.00% | 0.00% | 100.00% | 60.00% |
| Total Net Yards | 307 | 530 | 404 | 1241 |
| Total Off. Plays | 59 | 92 | 64 | 215 |
| Avg. Gain Per Play | 5.2 | 5.8 | 6.3 | 5.8 |
| Net Yards Rushing | 98 | 185 | 112 | 395 |
| Total Rushing Plays | 22 | 29 | 27 | 78 |
| Avg. Gain Per Rush | 4.5 | 6.4 | 4.1 | 5.1 |
| Net Yards Passing | 209 | 345 | 292 | 846 |
| Times Sacked | 0 | 4 | 2 | 6 |
| Yards Lost on Sacks | 0 | 20 | 2 | 22 |
| Gross Yards Passing | 209 | 365 | 294 | 868 |
| Pass Attempts | 37 | 59 | 35 | 131 |
| Pass Completions | 20 | 31 | 23 | 74 |
| Completion Pct | 54.05% | 52.54% | 65.71% | 56.49% |
| Avg. Gain Per Pass | 5.6 | 5.5 | 7.9 | 6.2 |
| Interceptions | 1 | 2 | 0 | 3 |
| Fumbles / Fum. Lost | 2-1 | 1-1 | 1-0 | 4-2 |
| Penalties | 3 | 7 | 9 | 19 |
| PenaltyYards | 28 | 56 | 61 | 145 |
| Punts | 5 | 1 | 3 | 9 |
| Gross Punting Average | 46 | 44.0 | 40.7 | 44.0 |
| Touchbacks | 2 | 0 | 1 | 3 |
| Inside20 | 2 | 0 | 0 | 2 |
| Punts Blocked | 0 | 0 | 0 | 0 |
| Net Punting Average | 38.00 | 44.0 | 31 | 36.3 |
| Punt Returns | 1 | 0 | 2 | 3 |
| Punt Return Yards | 23 | 0 | 7 | 30 |
| Punt Return Avg. | 23.0 | 0.0 | 3.5 | 10.0 |
| Fair Catches | 2 | 0 | 0 | 2 |
| Kickoff Returns | 1 | 3 | 5 | 9 |
| Kickoff Return Yards | 10 | 71 | 105 | 186 |
| Kickoff Return Avg. | 10.0 | 23.7 | 21 | 20.7 |
| Time of Possession | 28:51 | 32:06 | 29:50 | 30:16 |

2019 TENNESSEE TITANS GAME-BY-GAME STARTERS

BOLD denotes rookie

OFFENSE

| Date | Opp | WR | LT | LG | C | RG | RT | TE | RB/WR/TE | QB | WR/TE | RB |
|----------|-------|-----------------|----------|----------------|------------|-----------------|------------|-----------|---------------------------|--------------|----------------------|----------|
| 09/08/19 | @ Cle | C. Davis | D. Kelly | R. Saffold III | B. Jones | J. Douglas | J. Conklin | D. Walker | A. Brown (WR) | M. Mariota | J. Smith (TE) | D. Henry |
| 09/15/19 | Ind | A. Brown | D. Kelly | R. Saffold III | B. Jones | J. Douglas | J. Conklin | D. Walker | M. Pruitt (TE) | M. Mariota | J. Smith (TE) | D. Henry |
| 09/19/19 | @ Jax | C. Davis | D. Kelly | R. Saffold III | B. Jones | J. Douglas | J. Conklin | J. Smith | A. Brown (WR) | M. Mariota | A. Humphries (WR) | D. Henry |
| 09/29/19 | @ Atl | C. Davis | D. Kelly | R. Saffold III | B. Jones | J. Douglas | J. Conklin | J. Smith | T. Sharpe (WR) | M. Mariota | A. Humphries (WR) | D. Henry |
| 10/06/19 | Buf | A. Brown | T. Lewan | R. Saffold III | B. Jones | N. Davis | J. Conklin | J. Smith | M. Pruitt (TE) | M. Mariota | D. Walker (TE) | D. Henry |
| 10/13/19 | @ Den | A. Brown | T. Lewan | R. Saffold III | B. Jones | N. Davis | J. Conklin | D. Walker | M. Pruitt (TE) | M. Mariota | A. Humphries (WR) | D. Henry |
| 10/20/19 | LAC | C. Davis | T. Lewan | R. Saffold III | B. Jones | N. Davis | J. Conklin | J. Smith | M. Pruitt (TE) | R. Tannehill | T. Sharpe (WR) | D. Henry |
| 11/03/19 | TB | C. Davis | T. Lewan | R. Saffold III | B. Jones | N. Davis | J. Conklin | J. Smith | M. Pruitt (TE) | R. Tannehill | T. Sharpe (WR) | D. Henry |
| 11/03/19 | @ Car | C. Davis | T. Lewan | R. Saffold III | J. Douglas | N. Davis | J. Conklin | J. Smith | M. Pruitt (TE) | R. Tannehill | T. Sharpe (WR) | D. Henry |
| 11/10/19 | KC | A. Brown | T. Lewan | R. Saffold III | B. Jones | N. Davis | J. Conklin | J. Smith | M. Pruitt (TE) | R. Tannehill | T. Sharpe (WR) | D. Henry |
| 11/24/19 | Jax | C. Davis | T. Lewan | R. Saffold III | B. Jones | N. Davis | J. Conklin | J. Smith | K. Blasingame (FB) | R. Tannehill | T. Sharpe (WR) | D. Henry |
| 12/01/19 | @ Ind | C. Davis | T. Lewan | R. Saffold III | B. Jones | N. Davis | J. Conklin | J. Smith | A. Brown (WR) | R. Tannehill | K. Raymond (WR) | D. Henry |
| 12/08/19 | @ Oak | C. Davis | T. Lewan | R. Saffold III | B. Jones | N. Davis | J. Conklin | J. Smith | A. Brown (WR) | R. Tannehill | M. Pruitt (TE) | D. Henry |
| 12/15/19 | Hou | A. Brown | T. Lewan | R. Saffold III | B. Jones | N. Davis | J. Conklin | J. Smith | M. Pruitt (TE) | R. Tannehill | A. Firkser (TE) | D. Henry |
| 12/22/19 | NO | C. Davis | T. Lewan | R. Saffold III | B. Jones | N. Davis | J. Conklin | M. Pruitt | K. Blasingame (FB) | R. Tannehill | A. Brown (WR) | D. Lewis |
| 12/29/19 | @ Hou | C. Davis | T. Lewan | R. Saffold III | B. Jones | N. Davis | J. Conklin | J. Smith | K. Blasingame (FB) | R. Tannehill | A. Brown (WR) | D. Henry |

PLAYOFFS

| | | | | | | | | | | | | |
|----------|-------|----------|----------|----------------|----------|-----------------|------------|----------|---------------------------|--------------|----------------------|----------|
| 01/04/20 | @ NE | C. Davis | T. Lewan | R. Saffold III | B. Jones | N. Davis | J. Conklin | J. Smith | K. Blasingame (FB) | R. Tannehill | A. Brown (WR) | D. Henry |
| 01/11/20 | @ Bal | C. Davis | T. Lewan | R. Saffold III | B. Jones | N. Davis | J. Conklin | J. Smith | M. Pruitt (TE) | R. Tannehill | A. Brown (WR) | D. Henry |
| 01/19/20 | @ KC | C. Davis | T. Lewan | R. Saffold III | B. Jones | N. Davis | J. Conklin | J. Smith | T. Sharpe (WR) | R. Tannehill | A. Brown (WR) | D. Henry |

BOLD denotes rookie

DEFENSE

| Date | Opp | DE/CB | NT/CB | DT | OLB/CB | ILB | ILB | OLB | CB | CB | SS | FS |
|----------|-------|------------------------|-----------------|-------------------|------------------|----------|-------------|---------------|------------|---------|------------|----------|
| 09/08/19 | @ Cle | A. Jackson (DB) | D. Jones (NT) | J. Casey | S. Finch (OLB) | R. Evans | J. Brown | H. Landry III | M. Butler | L. Ryan | K. Vaccaro | K. Byard |
| 09/15/19 | Ind | A. Jackson (DB) | D. Jones (NT) | J. Casey | S. Finch (OLB) | R. Evans | J. Brown | H. Landry III | M. Butler | L. Ryan | K. Vaccaro | K. Byard |
| 09/19/19 | @ Jax | I. Mack (DT) | D. Jones (NT) | J. Casey | S. Finch (OLB) | R. Evans | J. Brown | H. Landry III | M. Butler | L. Ryan | K. Vaccaro | K. Byard |
| 09/29/19 | @ Atl | A. Jackson (DB) | D. Jones (NT) | J. Casey | R. Gilbert (OLB) | R. Evans | J. Brown | H. Landry III | M. Butler | L. Ryan | K. Vaccaro | K. Byard |
| 10/06/19 | Buf | A. Jackson (DB) | D. Jones (NT) | J. Casey | R. Gilbert (OLB) | R. Evans | J. Brown | H. Landry III | M. Butler | L. Ryan | K. Vaccaro | K. Byard |
| 10/13/19 | @ Den | A. Jackson (DB) | D. Jones (NT) | J. Casey | R. Gilbert (OLB) | R. Evans | J. Brown | H. Landry III | M. Butler | L. Ryan | K. Vaccaro | K. Byard |
| 10/20/19 | LAC | A. Jackson (DB) | D. Jones (NT) | J. Casey | R. Gilbert (OLB) | R. Evans | W. Woodyard | H. Landry III | M. Butler | L. Ryan | K. Vaccaro | K. Byard |
| 11/03/19 | TB | J. Simmons (DE) | D. Jones (NT) | J. Casey | R. Gilbert (OLB) | R. Evans | J. Brown | H. Landry III | M. Butler | L. Ryan | K. Vaccaro | K. Byard |
| 11/03/19 | @ Car | A. Jackson (DB) | D. Jones (NT) | J. Simmons | K. Correa (OLB) | R. Evans | J. Brown | H. Landry III | M. Butler | L. Ryan | K. Vaccaro | K. Byard |
| 11/10/19 | KC | A. Jackson (DB) | D. Jones (NT) | J. Simmons | K. Correa (OLB) | R. Evans | W. Woodyard | H. Landry III | L. Sims | L. Ryan | K. Vaccaro | K. Byard |
| 11/24/19 | Jax | J. Simmons (DE) | D. Jones (NT) | J. Casey | K. Correa (OLB) | R. Evans | J. Brown | H. Landry III | A. Jackson | L. Ryan | K. Vaccaro | K. Byard |
| 12/01/19 | @ Ind | J. Simmons (DE) | D. Jones (NT) | J. Casey | K. Correa (OLB) | R. Evans | J. Brown | H. Landry III | A. Jackson | L. Ryan | K. Vaccaro | K. Byard |
| 12/08/19 | @ Oak | J. Simmons (DE) | D. Jones (NT) | J. Casey | T. Smith (CB) | R. Evans | J. Brown | H. Landry III | T. Brock | L. Ryan | K. Vaccaro | K. Byard |
| 12/15/19 | Hou | J. Simmons (DE) | D. Jones (NT) | J. Casey | T. Smith (CB) | R. Evans | J. Brown | H. Landry III | T. Brock | L. Ryan | K. Vaccaro | K. Byard |
| 12/22/19 | NO | D. Jones (DE) | A. Johnson (NT) | J. Casey | L. Sims (CB) | R. Evans | J. Brown | H. Landry III | T. Brock | L. Ryan | K. Vaccaro | K. Byard |
| 12/29/19 | @ Hou | T. Smith | D. Jones (NT) | J. Casey | K. Correa (OLB) | R. Evans | J. Brown | H. Landry III | T. Brock | L. Ryan | K. Vaccaro | K. Byard |

PLAYOFFS

| | | | | | | | | | | | | |
|----------|-------|-----------------|---------------|----------|-----------------|----------|--------------------|---------------|----------|---------|------------|----------|
| 01/04/20 | @ NE | A. Jackson (DB) | D. Jones (NT) | J. Casey | K. Correa (OLB) | R. Evans | J. Brown | H. Landry III | T. Brock | L. Ryan | K. Vaccaro | K. Byard |
| 01/11/20 | @ Bal | A. Jackson (DB) | D. Jones (NT) | J. Casey | K. Correa (OLB) | R. Evans | D. Long Jr. | H. Landry III | T. Brock | L. Ryan | K. Vaccaro | K. Byard |
| 01/19/20 | @ KC | A. Jackson (DB) | D. Jones (NT) | J. Casey | K. Correa (OLB) | R. Evans | J. Brown | H. Landry III | T. Brock | L. Ryan | K. Vaccaro | K. Byard |

| 2019 TENNESSEE TITANS GAME-BY-GAME INDIVIDUAL LEADERS | | | | | | | | | |
|---|-------|--------------------|----------------|---------------|-------------------------------------|-------------------|-----------------|--|-----------------------------------|
| Date | Opp | PASSING YDS. | RUSHING YDS. | RUSHING ATT. | RECEPTIONS | RECEIVING YDS. | TACKLES * | SACKS | INTERCEPTIONS |
| 09/08/19 | @ Cle | M. Mariota (248) | D. Henry (84) | D. Henry (19) | De. Walker (5) | A. Brown (100) | K. Vaccaro (13) | C. Wake (2.5) | M. Butler, K. Byard & L. Ryan (1) |
| 09/15/19 | Ind | M. Mariota (154) | D. Henry (81) | D. Henry (15) | De. Walker (4) | De. Walker (39) | J. Brown (10) | Two tied (1) | L. Ryan (1) |
| 09/19/19 | @ Jax | M. Mariota (304) | D. Henry (44) | D. Henry (17) | De. Walker (7) | A. Humphries (93) | J. Brown (10) | None | None |
| 09/29/19 | @ Atl | M. Mariota (227) | D. Henry (100) | D. Henry (27) | C. Davis (5) | A. Brown (94) | R. Evans (10) | H. Landry III (2.0) | None |
| 10/06/19 | Buf | M. Mariota (183) | D. Henry (78) | D. Henry (20) | A. Humphries (4) | A. Humphries (30) | R. Evans (10) | Four tied (1) | K. Byard (1) |
| 10/13/19 | @ Den | R. Tannehill (144) | D. Henry (28) | D. Henry (15) | A. Humphries (6) | A. Humphries (47) | R. Evans (11) | W. Woodyard (1) | K. Byard (1) |
| 10/20/19 | LAC | R. Tannehill (312) | D. Henry (90) | D. Henry (22) | A. Brown & C. Davis (6) | C. Davis (80) | R. Evans (11) | J. Simmons (1) | None |
| 11/03/19 | TB | R. Tannehill (193) | D. Henry (75) | D. Henry (16) | J. Smith (6) | J. Smith (78) | R. Evans (14) | J. Casey, H. Landry III & L. Ryan (1) | M. Butler & L. Ryan (1) |
| 11/03/19 | @ Car | R. Tannehill (331) | D. Henry (63) | D. Henry (13) | D. Lewis (5) | A. Brown (81) | R. Evans (12) | K. Correa, S. Finch & H. Landry III (1) | H. Landry III (1) |
| 11/10/19 | KC | R. Tannehill (181) | D. Henry (188) | D. Henry (23) | J. Smith (4) | K. Raymond (52) | L. Ryan (13) | R. Evans & H. Landry III (1) | None |
| 11/24/19 | Jax | R. Tannehill (259) | D. Henry (159) | D. Henry (19) | A. Brown (4) | A. Brown (135) | J. Brown (16) | R. Evans, H. Landry III & K. Vaccaro (1) | None |
| 12/01/19 | @ Ind | R. Tannehill (182) | D. Henry (149) | D. Henry (26) | A. Brown, A. Firkser & D. Henry (3) | A. Brown (45) | J. Brown (9) | J. Casey, K. Correa & H. Landry III (1) | K. Byard & L. Ryan (1) |
| 12/08/19 | @ Oak | R. Tannehill (391) | D. Henry (103) | D. Henry (18) | A. Brown (5) | A. Brown (153) | L. Ryan (13) | K. Correa & J. Simmons (1) | None |
| 12/15/19 | Hou | R. Tannehill (279) | D. Henry (86) | D. Henry (21) | A. Brown (8) | A. Brown (114) | R. Evans (12) | K. Correa (1) | J. Brown & K. Vaccaro (1) |
| 12/22/19 | NO | R. Tannehill (272) | D. Lewis (68) | D. Lewis (15) | T. Sharpe (5) | T. Sharpe (69) | J. Brown (11) | D. Roberson (2) | None |
| 12/29/19 | @ Hou | R. Tannehill (198) | D. Henry (211) | D. Henry (32) | A. Brown & C. Davis (4) | A. Brown (124) | K. Vaccaro (9) | J. Casey, K. Correa, D. Roberson & L. Ryan (1) | K. Byard (1) |
| PLAYOFFS | | | | | | | | | |
| 01/04/20 | @ NE | R. Tannehill (72) | D. Henry (182) | D. Henry (34) | A. Firkser (2) | A. Firkser (23) | R. Evans (12) | None | L. Ryan (1) |
| 01/11/20 | @ Bal | R. Tannehill (88) | D. Henry (195) | D. Henry (30) | J. Smith & D. Henry (2) | K. Raymond (45) | L. Ryan (13) | J. Casey (2) | K. Byard & K. Vaccaro (1) |
| 01/19/20 | @ KC | R. Tannehill (209) | D. Henry (69) | D. Henry (19) | C. Davis (5) | C. Davis (65) | K. Correa (10) | K. Correa (1) | None |

| 2019 OPPONENTS GAME-BY-GAME INDIVIDUAL LEADERS | | | | | | | | | |
|--|-------|-------------------|--------------------|--------------------|-------------------------------|-------------------|------------------------------|--|--|
| Date | Opp | PASSING YDS. | RUSHING YDS. | RUSHING ATT. | RECEPTIONS | RECEIVING YDS. | TACKLES ** | SACKS | INTERCEPTIONS |
| 09/08/19 | @ Cle | B. Mayfield (285) | N. Chubb (74) | N. Chubb (16) | O. Beckham (7) | O. Beckham (71) | J. Schobert (7) | M. Garrett (2) | None |
| 09/15/19 | Ind | J. Brissett (146) | J. Wilkins (82) | M. Mack (20) | T. Hilton (4) | T. Hilton (43) | D. Leonard (10) | D. Autry (2) | None |
| 09/19/19 | @ Jax | G. Minshew (204) | L. Fournette (66) | L. Fournette (15) | L. Fournette (6) | D. Chark (76) | R. Harrison (10) | C. Campbell (3) | None |
| 09/29/19 | @ Atl | M. Ryan (397) | D. Freeman (28) | D. Freeman (12) | A. Hooper & M. Sanu (9) | A. Hooper (130) | D. Campbell (17) | None | None |
| 10/06/19 | Buf | J. Allen (219) | F. Gore (60) | F. Gore (14) | J. Brown (5) | J. Brown (75) | L. Alexander & E. Oliver (6) | J. Phillips (3) | None |
| 10/13/19 | @ Den | J. Flacco (177) | P. Lindsay (70) | P. Lindsay (15) | R. Freeman (5) | C. Sutton (76) | A. Johnson (9) | D. Wolfe & D. Walker (2) | J. Simmons, C. Harris & K. Jackson (1) |
| 10/20/19 | LAC | P. Rivers (329) | M. Gordon (32) | M. Gordon (16) | A. Ekeler (7) | A. Ekeler (118) | D. Perryman (8) | J. Bosa (2) | R. Teamer (1) |
| 11/03/19 | TB | J. Winston (301) | J. Winston (53) | R. Jones (11) | M. Evans (11) | M. Evans (198) | L. David (12) | S. Barrett, C. Nassib & J. Pierre-Paul (1) | None |
| 11/03/19 | @ Car | K. Allen (232) | C. McCaffrey (146) | C. McCaffrey (24) | D. Moore (7) | D. Moore (101) | S. Thompson & E. Reid (11) | M. Haynes, D. Poe, E. Reid & S. Thompson (1) | T. Boston & D. Jackson (1) |
| 11/10/19 | KC | P. Mahomes (446) | Dam. Williams (77) | Dam. Williams (19) | T. Hill (11) | T. Hill (157) | D. Sorensen (9) | C. Jones (2) | None |
| 11/24/19 | Jax | N. Foles (272) | L. Fournette (97) | L. Fournette (24) | L. Fournette (9) | D. Westbrook (69) | M. Jack (7) | Y. Ngakoue (1) | None |
| 12/01/19 | @ Ind | J. Brissett (319) | J. Wilkins (47) | J. Wilkins (11) | Z. Pascal (7) | Z. Pascal (109) | A. Walker (12) | D. Leonard (2) | None |
| 12/08/19 | @ Oak | D. Carr (263) | D. Washington (53) | D. Washington (14) | D. Waller & D. Washington (6) | D. Waller (73) | T. Whitehead (11) | None | M. Hurst (1) |
| 12/15/19 | Hou | D. Watson (243) | C. Hyde (104) | C. Hyde (26) | D. Hopkins (6) | D. Hopkins (119) | Z. Cunningham (14) | C. Omenihu (1) | W. Mercilus (1) |
| 12/22/19 | NO | D. Brees (279) | A. Kamara (80) | A. Kamara (11) | M. Thomas (12) | M. Thomas (136) | D. Davis (11) | A. Klein (2) | None |
| 12/29/19 | @ Hou | A. McCarron (225) | T. Jones (40) | T. Jones (9) | D. Carter (6) | D. Carter (65) | T. Adams (8) | None | None |
| PLAYOFFS | | | | | | | | | |
| 01/04/20 | @ NE | T. Brady (209) | S. Michel (61) | S. Michel (14) | J. White (5) | J. White (62) | D. Hightower (9) | K. Van Noy (1) | D. Harmon (1) |
| 01/11/20 | @ Bal | L. Jackson (365) | L. Jackson (143) | L. Jackson (20) | M. Brown (7) | M. Brown (126) | E. Thomas III (7) | E. Thomas III (1) | None |
| 01/19/20 | @ KC | P. Mahomes (294) | P. Mahomes (53) | Dam. Williams (17) | S. Watkins (7) | S. Watkins (114) | T. Mathieu (9) | T. Kpassagnon (2) | None |

* Titans tackles from coaches' tally

** Opponents tackles from press box stats

2019 TENNESSEE TITANS INDIVIDUAL GAME-BY-GAME PASSING STATISTICS

| MARCUS MARIOTA | | | | | | | | | | | | | | | | |
|------------------------|-------|------------|--------------|------------|-----------|--------------|-------------|------------|----------|------------|----------|------------|------------|-----------|------------|-------------|
| Date | Opp | W-L | GP / GS | PASSING | | | | | | | | | | | | |
| | | | | Att | Cmp | Pct | Yds | Yd/Att | TD | TD% | Int | Int% | Lg | Sk | Yds | Rat |
| Sept 8 | @ Cle | W | S | 24 | 14 | 58.3 | 248 | 10.3 | 3 | 12.5 | 0 | 0.0 | 75t | 4 | 32 | 133.3 |
| Sept 15 | Ind | L | S | 28 | 19 | 67.9 | 154 | 5.5 | 1 | 3.6 | 0 | 0.0 | 25 | 4 | 35 | 93.5 |
| Sept 19 | @ Jax | L | S | 40 | 23 | 57.5 | 304 | 7.6 | 0 | 0.0 | 0 | 0.0 | 47 | 9 | 55 | 81.7 |
| Sept 29 | @ Atl | W | S | 27 | 18 | 66.7 | 227 | 8.4 | 3 | 11.1 | 0 | 0.0 | 55t | 0 | 0 | 129.7 |
| Oct 6 | Buf | L | S | 22 | 13 | 59.1 | 183 | 8.3 | 0 | 0.0 | 0 | 0.0 | 57 | 5 | 33 | 86.0 |
| Oct 13 | @ Den | L | S | 18 | 7 | 38.9 | 63 | 3.5 | 0 | 0.0 | 2 | 11.1 | 17 | 3 | 7 | 9.5 |
| Oct 20 | LAC | W | DNP | 0 | 0 | - | 0 | - | 0 | - | 0 | - | 0 | 0 | 0 | - |
| Oct 27 | TB | W | DNP | 0 | 0 | - | 0 | - | 0 | - | 0 | - | 0 | 0 | 0 | - |
| Nov 3 | @ Car | L | DNP | 0 | 0 | - | 0 | - | 0 | - | 0 | - | 0 | 0 | 0 | - |
| Nov 10 | KC | W | DNP | 0 | 0 | - | 0 | - | 0 | - | 0 | - | 0 | 0 | 0 | - |
| Nov 24 | Jax | W | DNP | 0 | 0 | - | 0 | - | 0 | - | 0 | - | 0 | 0 | 0 | - |
| Dec 1 | @ Ind | W | DNP | 0 | 0 | - | 0 | - | 0 | - | 0 | - | 0 | 0 | 0 | - |
| Dec 8 | @ Oak | W | DNP | 0 | 0 | - | 0 | - | 0 | - | 0 | - | 0 | 0 | 0 | - |
| Dec 15 | Hou | L | DNP | 0 | 0 | - | 0 | - | 0 | - | 0 | - | 0 | 0 | 0 | - |
| Dec 22 | NO | L | DNP | 0 | 0 | - | 0 | - | 0 | - | 0 | - | 0 | 0 | 0 | - |
| Dec 29 | @ Hou | W | p | 1 | 1 | 100.0 | 24 | 24.0 | 0 | 0.0 | 0 | 0.0 | 24 | 0 | 0 | 118.8 |
| Totals | | 9-7 | 7 / 6 | 160 | 95 | 59.4 | 1203 | 7.5 | 7 | 4.4 | 2 | 1.3 | 75t | 25 | 162 | 92.3 |
| Jan 4 | @ NE | W | p | 1 | 1 | 100.0 | 4 | 4.0 | 0 | 0.0 | 0 | 0.0 | 4 | 0 | 0 | 83.3 |
| Jan 11 | @ Bal | W | p | 0 | 0 | - | 0 | - | 0 | - | 0 | - | 0 | 0 | 0 | - |
| Jan 19 | @ KC | L | p | 0 | 0 | - | 0 | - | 0 | - | 0 | - | 0 | 0 | 0 | - |
| Playoff Totals: | | 2-1 | 3 / 0 | 1 | 1 | 100.0 | 4 | 4.0 | 0 | 0.0 | 0 | 0.0 | 4 | 0 | 0 | 83.3 |

| RYAN TANNEHILL | | | | | | | | | | | | | | | | |
|------------------------|-------|------------|----------------|------------|------------|-------------|--------------|------------|-----------|------------|----------|------------|------------|-----------|------------|--------------|
| Date | Opp | W-L | GP / GS | PASSING | | | | | | | | | | | | |
| | | | | Att | Cmp | Pct | Yds | Yd/Att | TD | TD% | Int | Int% | Lg | Sk | Yds | Rat |
| Sept 8 | @ Cle | W | p | 0 | 0 | - | 0 | - | 0 | - | 0 | - | 0 | 0 | 0 | - |
| Sept 15 | Ind | L | DNP | 0 | 0 | - | 0 | - | 0 | - | 0 | - | 0 | 0 | 0 | - |
| Sept 19 | @ Jax | L | DNP | 0 | 0 | - | 0 | - | 0 | - | 0 | - | 0 | 0 | 0 | - |
| Sept 29 | @ Atl | W | DNP | 0 | 0 | - | 0 | - | 0 | - | 0 | - | 0 | 0 | 0 | - |
| Oct 6 | Buf | L | DNP | 0 | 0 | - | 0 | - | 0 | - | 0 | - | 0 | 0 | 0 | - |
| Oct 13 | @ Den | L | p | 16 | 13 | 81.3 | 144 | 9.0 | 0 | 0.0 | 1 | 6.3 | 25 | 4 | 35 | 78.1 |
| Oct 20 | LAC | W | S | 29 | 23 | 79.3 | 312 | 10.8 | 2 | 6.9 | 1 | 3.4 | 38 | 2 | 17 | 120.1 |
| Oct 27 | TB | W | S | 33 | 21 | 63.6 | 193 | 5.8 | 3 | 9.1 | 0 | 0.0 | 26 | 3 | 19 | 109.8 |
| Nov 3 | @ Car | L | S | 39 | 27 | 69.2 | 331 | 8.5 | 1 | 2.6 | 2 | 5.1 | 35 | 4 | 21 | 82.3 |
| Nov 10 | KC | W | S | 19 | 13 | 68.4 | 181 | 9.5 | 2 | 10.5 | 0 | 0.0 | 52 | 4 | 35 | 133.9 |
| Nov 24 | Jax | W | S | 18 | 14 | 77.8 | 259 | 14.4 | 2 | 11.1 | 0 | 0.0 | 65t | 1 | 7 | 155.8 |
| Dec 1 | @ Ind | W | S | 22 | 17 | 77.3 | 182 | 8.3 | 2 | 9.1 | 0 | 0.0 | 40t | 6 | 44 | 131.3 |
| Dec 8 | @ Oak | W | S | 27 | 21 | 77.8 | 391 | 14.5 | 3 | 11.1 | 1 | 3.7 | 91t | 0 | 0 | 140.4 |
| Dec 15 | Hou | L | S | 36 | 22 | 61.1 | 279 | 7.8 | 2 | 5.6 | 1 | 2.8 | 60 | 2 | 10 | 92.2 |
| Dec 22 | NO | L | S | 27 | 17 | 63.0 | 272 | 10.1 | 3 | 11.1 | 0 | 0.0 | 41t | 5 | 24 | 133.6 |
| Dec 29 | @ Hou | W | S | 20 | 13 | 65.0 | 198 | 9.9 | 2 | 10.0 | 0 | 0.0 | 51t | 0 | 0 | 130.8 |
| Totals | | 9-7 | 12 / 10 | 286 | 201 | 70.3 | 2,742 | 9.6 | 22 | 7.7 | 6 | 2.1 | 91t | 31 | 212 | 117.5 |
| Jan 4 | @ NE | W | S | 15 | 8 | 53.3 | 72 | 4.8 | 1 | 6.7 | 1 | 6.7 | 22 | 1 | 5 | 61.0 |
| Jan 11 | @ Bal | W | S | 14 | 7 | 50.0 | 88 | 6.3 | 2 | 14.3 | 0 | 0.0 | 45t | 1 | 8 | 109.5 |
| Jan 19 | @ KC | L | S | 31 | 21 | 67.7 | 209 | 6.7 | 2 | 6.5 | 0 | 0.0 | 37 | 3 | 27 | 108.1 |
| Playoff Totals: | | 2-1 | 3 / 3 | 60 | 36 | 60.0 | 369 | 6.2 | 5 | 8.3 | 1 | 1.7 | 45t | 5 | 40 | 98.5 |

Other passers: **Brett Kern** (1 for 11 yards vs. LAC, 10/20/19); (0/1 for 0 yards vs. HOU, 12/15/19); (1 for 28 yards vs. KC, 1/19/20); **Derrick Henry** (1 for 3-yard TD vs. BAL, 1/11/20)

2019 TENNESSEE TITANS INDIVIDUAL GAME-BY-GAME RUSHING STATISTICS

| KHARI BLASINGAME (RB/FB) | | | | | | | | DALYN DAWKINS (RB) | | | | | | | |
|--------------------------|-------|---------|---------------|-----|-----|----|----|--------------------|-------|---------|----------------|-----|-----|----|----|
| | | | RUSHING | | | | | | | | RUSHING | | | | |
| Date | Opp | GP / GS | Att | Yds | Avg | Lg | TD | Date | Opp | GP / GS | Att | Yds | Avg | Lg | TD |
| Sept 8 | @ Cle | | Not On Roster | | | | | Sept 8 | @ Cle | IA | 0 | 0 | - | 0 | 0 |
| Sept 15 | Ind | | Not On Roster | | | | | Sept 15 | Ind | | Practice Squad | | | | |
| Sept 19 | @ Jax | | Not On Roster | | | | | Sept 19 | @ Jax | | Practice Squad | | | | |
| Sept 29 | @ Atl | | Not On Roster | | | | | Sept 29 | @ Atl | | Practice Squad | | | | |
| Oct 6 | Buf | | Not On Roster | | | | | Oct 6 | Buf | | Practice Squad | | | | |
| Oct 13 | @ Den | | Not On Roster | | | | | Oct 13 | @ Den | p | 2 | 2 | 1.0 | 1 | 0 |
| Oct 20 | LAC | | Not On Roster | | | | | Oct 20 | LAC | DNP | 0 | 0 | - | 0 | 0 |
| Oct 27 | TB | | Not On Roster | | | | | Oct 27 | TB | | Not On Roster | | | | |
| Nov 3 | @ Car | | Not On Roster | | | | | Nov 3 | @ Car | | Practice Squad | | | | |
| Nov 10 | KC | | Not On Roster | | | | | Nov 10 | KC | | Practice Squad | | | | |
| Nov 24 | Jax | S | 0 | 0 | - | 0 | 0 | Nov 24 | Jax | | Practice Squad | | | | |
| Dec 1 | @ Ind | p | 0 | 0 | - | 0 | 0 | Dec 1 | @ Ind | | Practice Squad | | | | |
| Dec 8 | @ Oak | p | 0 | 0 | - | 0 | 0 | Dec 8 | @ Oak | | Practice Squad | | | | |
| Dec 15 | Hou | p | 0 | 0 | - | 0 | 0 | Dec 15 | Hou | | Practice Squad | | | | |
| Dec 22 | NO | S | 0 | 0 | - | 0 | 0 | Dec 22 | NO | p | 9 | 24 | 2.7 | 14 | 0 |
| Dec 29 | @ Hou | S | 0 | 0 | - | 0 | 0 | Dec 29 | @ Hou | | Practice Squad | | | | |
| Totals | | 6 / 3 | 0 | 0 | - | 0 | 0 | Totals | | 2 / 0 | 11 | 26 | 2.4 | 14 | 0 |
| Jan 4 | @ NE | S | 0 | 0 | - | 0 | 0 | Jan 4 | @ NE | | Practice Squad | | | | |
| Jan 11 | @ Bal | p | 0 | 0 | - | 0 | 0 | Jan 11 | @ Bal | | Practice Squad | | | | |
| Jan 19 | @ KC | p | 0 | 0 | - | 0 | 0 | Jan 19 | @ KC | | Practice Squad | | | | |
| Playoff Totals: | | 3 / 1 | 0 | 0 | - | 0 | 0 | Playoff Totals: | | 0 / 0 | 0 | 0 | - | 0 | 0 |

| DAVID FLUELLEN (RB) | | | | | | | | DERRICK HENRY (RB) | | | | | | | |
|---------------------|-------|---------|-----------------|-----|-----|----|----|--------------------|-------|---------|---------|------|-----|-----|----|
| Date | Opp | GP / GS | RUSHING | | | | | Date | Opp | GP / GS | RUSHING | | | | |
| | | | Att | Yds | Avg | Lg | TD | | | | Att | Yds | Avg | Lg | TD |
| Sept 8 | @ Cle | p | 0 | 0 | - | 0 | 0 | Sept 8 | @ Cle | S | 19 | 84 | 4.4 | 18 | 1 |
| Sept 15 | Ind | IA | 0 | 0 | - | 0 | 0 | Sept 15 | Ind | S | 15 | 82 | 5.5 | 18 | 1 |
| Sept 19 | @ Jax | IA | 0 | 0 | - | 0 | 0 | Sept 19 | @ Jax | S | 17 | 44 | 2.6 | 11 | 1 |
| Sept 29 | @ Atl | p | 0 | 0 | - | 0 | 0 | Sept 29 | @ Atl | S | 27 | 100 | 3.7 | 16 | 0 |
| Oct 6 | Buf | | Injured Reserve | | | | | Oct 6 | Buf | S | 20 | 78 | 3.9 | 24 | 1 |
| Oct 13 | @ Den | | Injured Reserve | | | | | Oct 13 | @ Den | S | 15 | 28 | 1.9 | 6 | 0 |
| Oct 20 | LAC | | Injured Reserve | | | | | Oct 20 | LAC | S | 22 | 90 | 4.1 | 12 | 1 |
| Oct 27 | TB | | Injured Reserve | | | | | Oct 27 | TB | S | 16 | 75 | 4.7 | 34 | 0 |
| Nov 3 | @ Car | | Injured Reserve | | | | | Nov 3 | @ Car | S | 13 | 63 | 4.8 | 12 | 1 |
| Nov 10 | KC | | Injured Reserve | | | | | Nov 10 | KC | S | 23 | 188 | 8.2 | 68t | 2 |
| Nov 24 | Jax | | Injured Reserve | | | | | Nov 24 | Jax | S | 19 | 159 | 8.4 | 74t | 2 |
| Dec 1 | @ Ind | | Injured Reserve | | | | | Dec 1 | @ Ind | S | 26 | 149 | 5.7 | 34 | 1 |
| Dec 8 | @ Oak | | Injured Reserve | | | | | Dec 8 | @ Oak | S | 18 | 103 | 5.7 | 24 | 2 |
| Dec 15 | Hou | | Injured Reserve | | | | | Dec 15 | Hou | S | 21 | 86 | 4.1 | 23 | 0 |
| Dec 22 | NO | | Injured Reserve | | | | | Dec 22 | NO | IA | 0 | 0 | - | 0 | 0 |
| Dec 29 | @ Hou | | Injured Reserve | | | | | Dec 29 | @ Hou | S | 32 | 211 | 6.6 | 53t | 3 |
| Totals | | 2 / 0 | 0 | - | - | 0 | 0 | Totals | | 15 / 15 | 303 | 1540 | 5.1 | 74t | 16 |
| Jan 4 | @ NE | | Injured Reserve | | | | | Jan 4 | @ NE | S | 34 | 182 | 5.4 | 29 | 1 |
| Jan 11 | @ Bal | | Injured Reserve | | | | | Jan 11 | @ Bal | S | 30 | 195 | 6.5 | 66 | 0 |
| Jan 19 | @ KC | | Injured Reserve | | | | | Jan 19 | @ KC | S | 19 | 69 | 3.6 | 13 | 1 |
| Playoff Totals: | | 0 / 0 | 0 | 0 | - | 0 | 0 | Playoff Totals: | | 3 / 3 | 83 | 446 | 5.4 | 66 | 2 |

| DION LEWIS (RB) | | | | | | | | MARCUS MARIOTA (QB) | | | | | | | |
|-----------------|-------|---------|---------|-----|------|----|----|---------------------|-------|---------|---------|-----|-----|----|----|
| Date | Opp | GP / GS | RUSHING | | | | | Date | Opp | GP / GS | RUSHING | | | | |
| | | | Att | Yds | Avg | Lg | TD | | | | Att | Yds | Avg | Lg | TD |
| Sept 8 | @ Cle | p | 3 | 7 | 2.3 | 6 | 0 | Sept 8 | @ Cle | S | 3 | 24 | 8.0 | 13 | 0 |
| Sept 15 | Ind | p | 3 | 9 | 3.0 | 4 | 0 | Sept 15 | Ind | S | 5 | 32 | 6.4 | 15 | 0 |
| Sept 19 | @ Jax | p | 3 | 13 | 4.3 | 5 | 0 | Sept 19 | @ Jax | S | 6 | 34 | 5.7 | 12 | 0 |
| Sept 29 | @ Atl | p | 4 | 16 | 4.0 | 7 | 0 | Sept 29 | @ Atl | S | 3 | 22 | 7.3 | 11 | 0 |
| Oct 6 | Buf | p | 2 | 11 | 5.5 | 9 | 0 | Oct 6 | Buf | S | 5 | 13 | 2.6 | 4 | 0 |
| Oct 13 | @ Den | p | 1 | -1 | -1.0 | -1 | 0 | Oct 13 | @ Den | S | 2 | 4 | 2.0 | 5 | 0 |
| Oct 20 | LAC | p | 1 | 2 | 2.0 | 2 | 0 | Oct 20 | LAC | DNP | 0 | 0 | - | 0 | 0 |
| Oct 27 | TB | p | 0 | 0 | - | 0 | 0 | Oct 27 | TB | DNP | 0 | 0 | - | 0 | 0 |
| Nov 3 | @ Car | p | 4 | 20 | 5.0 | 15 | 0 | Nov 3 | @ Car | DNP | 0 | 0 | - | 0 | 0 |
| Nov 10 | KC | p | 0 | 0 | - | 0 | 0 | Nov 10 | KC | DNP | 0 | 0 | - | 0 | 0 |
| Nov 24 | Jax | p | 5 | 21 | 4.2 | 8 | 0 | Nov 24 | Jax | DNP | 0 | 0 | - | 0 | 0 |
| Dec 1 | @ Ind | p | 0 | 0 | - | 0 | 0 | Dec 1 | @ Ind | DNP | 0 | 0 | - | 0 | 0 |
| Dec 8 | @ Oak | p | 9 | 26 | 2.9 | 6 | 0 | Dec 8 | @ Oak | DNP | 0 | 0 | - | 0 | 0 |
| Dec 15 | Hou | p | 3 | 10 | 3.3 | 6 | 0 | Dec 15 | Hou | DNP | 0 | 0 | - | 0 | 0 |
| Dec 22 | NO | S | 15 | 68 | 4.5 | 17 | 0 | Dec 22 | NO | DNP | 0 | 0 | - | 0 | 0 |
| Dec 29 | @ Hou | p | 1 | 7 | 7.0 | 7 | 0 | Dec 29 | @ Hou | p | 0 | 0 | - | 0 | 0 |
| Totals | | 16 / 1 | 54 | 209 | 3.9 | 17 | 0 | Totals | | 7 / 6 | 24 | 129 | 5.4 | 15 | 0 |
| Jan 4 | @ NE | p | 2 | 8 | 4.0 | 6 | 0 | Jan 4 | @ NE | p | 0 | 0 | - | 0 | 0 |
| Jan 11 | @ Bal | p | 0 | 0 | - | 0 | 0 | Jan 11 | @ Bal | p | 0 | 0 | - | 0 | 0 |
| Jan 19 | @ KC | p | 0 | 0 | - | 0 | 0 | Jan 19 | @ KC | p | 1 | 5 | 5.0 | 5 | 0 |
| Playoff Totals: | | 3 / 0 | 2 | 8 | 4.0 | 6 | 0 | Playoff Totals: | | 3 / 0 | 1 | 5 | 5.0 | 5 | 0 |

2019 TENNESSEE TITANS INDIVIDUAL GAME-BY-GAME RUSHING STATISTICS

| ROD SMITH (RB) | | | | | | | | | RYAN TANNEHILL (QB) | | | | | | | | |
|-----------------|-------|---------|---------------|-----|-----|----|---|----|---------------------|-------|---------|---------|-----|------|-----|---|----|
| Date | Opp | GP / GS | RUSHING | | | | | TD | Date | Opp | GP / GS | RUSHING | | | | | TD |
| | | | Att | Yds | Avg | Lg | | | | | | Att | Yds | Avg | Lg | | |
| Sept 8 | @ Cle | p | Not On Roster | | | | | | Sept 8 | @ Cle | p | 2 | -2 | -1.0 | -1 | 0 | |
| Sept 15 | Ind | DNP | Not On Roster | | | | | | Sept 15 | Ind | DNP | 0 | 0 | - | 0 | 0 | |
| Sept 19 | @ Jax | DNP | Not On Roster | | | | | | Sept 19 | @ Jax | DNP | 0 | 0 | - | 0 | 0 | |
| Sept 29 | @ Atl | DNP | Not On Roster | | | | | | Sept 29 | @ Atl | DNP | 0 | 0 | - | 0 | 0 | |
| Oct 6 | Buf | DNP | Not On Roster | | | | | | Oct 6 | Buf | DNP | 0 | 0 | - | 0 | 0 | |
| Oct 13 | @ Den | IA | 0 | 0 | - | 0 | 0 | | Oct 13 | @ Den | p | 1 | 6 | 6.0 | 6 | 0 | |
| Oct 20 | LAC | IA | 0 | 0 | - | 0 | 0 | | Oct 20 | LAC | S | 5 | 7 | 1.4 | 6 | 0 | |
| Oct 27 | TB | p | 0 | 0 | - | 0 | 0 | | Oct 27 | TB | S | 4 | -3 | -0.8 | 1 | 0 | |
| Nov 3 | @ Car | p | 0 | 0 | - | 0 | 0 | | Nov 3 | @ Car | S | 4 | 38 | 9.5 | 25 | 1 | |
| Nov 10 | KC | p | 0 | 0 | - | 0 | 0 | | Nov 10 | KC | S | 3 | 37 | 12.3 | 18 | 0 | |
| Nov 24 | Jax | | Not On Roster | | | | | | Nov 24 | Jax | S | 7 | 40 | 5.7 | 21t | 2 | |
| Dec 1 | @ Ind | | Not On Roster | | | | | | Dec 1 | @ Ind | S | 4 | 5 | 1.3 | 8 | 0 | |
| Dec 8 | @ Oak | | Not On Roster | | | | | | Dec 8 | @ Oak | S | 4 | 19 | 4.8 | 10 | 0 | |
| Dec 15 | Hou | | Not On Roster | | | | | | Dec 15 | Hou | S | 3 | 10 | 3.3 | 10 | 1 | |
| Dec 22 | NO | | Not On Roster | | | | | | Dec 22 | NO | S | 1 | 8 | 8.0 | 8 | 0 | |
| Dec 29 | @ Hou | | Not On Roster | | | | | | Dec 29 | @ Hou | S | 5 | 20 | 4.0 | 19 | 0 | |
| Totals | | 3 / 0 | 0 | 0 | - | 0 | 0 | | Totals | | 12 / 10 | 43 | 185 | 4.3 | 25 | 4 | |
| Jan 4 | @ NE | | Not On Roster | | | | | | Jan 4 | @ NE | S | 4 | 11 | 2.8 | 5 | 0 | |
| Jan 11 | @ Bal | | Not On Roster | | | | | | Jan 11 | @ Bal | S | 6 | 13 | 2.2 | 9 | 1 | |
| Jan 19 | @ KC | | Not On Roster | | | | | | Jan 19 | @ KC | S | 3 | 11 | 3.7 | 6 | 0 | |
| Playoff Totals: | | 0 / 0 | 0 | 0 | - | 0 | 0 | | Playoff Totals: | | 3 / 3 | 13 | 35 | 2.7 | 9 | 1 | |

Other rushers: Adam Humphries (1 for 1 yard vs. IND, 9/15/19); A.J. Brown (1 for -2 yards vs. LAC, 10/20/19); (1 for 13 yards vs. OAK, 12/8/19); (1 for 49-yard TD vs. NO, 12/22/19); (1 for 9 yards vs. BAL, 1/11/20); Brett Kern (1 for 0 yards vs. TB, 10/27/19); Jonnu Smith (1 for 4 yards vs. JAX, 11/24/19); (1 for 57 yards vs. HOU, 12/15/19); (1 for 7 yards at HOU, 12/29/19); Kalif Raymond (1 for -5 yards vs. JAX, 11/24/19)

2019 TENNESSEE TITANS INDIVIDUAL GAME-BY-GAME RECEIVING STATISTICS

| KHARI BLASINGAME (RB/FB) | | | | | | | | A.J. BROWN (WR) | | | | | | | |
|--------------------------|-------|--------------|---------------|-----------|-------------|-----------|----------|------------------------|-------|----------------|-----------|-------------|-------------|------------|----------|
| Date | Opp | GP / GS | RECEIVING | | | | | Date | Opp | GP / GS | RECEIVING | | | | |
| | | | No | Yds | Avg | Lg | TD | | | | No | Yds | Avg | Lg | TD |
| Sept 8 | @ Cle | | Not On Roster | | | | | Sept 8 | @ Cle | S | 3 | 100 | 33.3 | 51 | 0 |
| Sept 15 | Ind | | Not On Roster | | | | | Sept 15 | Ind | S | 3 | 25 | 8.3 | 11 | 0 |
| Sept 19 | @ Jax | | Not On Roster | | | | | Sept 19 | @ Jax | S | 1 | 4 | 4.0 | 4 | 0 |
| Sept 29 | @ Atl | | Not On Roster | | | | | Sept 29 | @ Atl | p | 3 | 94 | 31.3 | 55t | 2 |
| Oct 6 | Buf | | Not On Roster | | | | | Oct 6 | Buf | S | 2 | 27 | 13.5 | 14 | 0 |
| Oct 13 | @ Den | | Not On Roster | | | | | Oct 13 | @ Den | S | 2 | 23 | 11.5 | 13 | 0 |
| Oct 20 | LAC | | Not On Roster | | | | | Oct 20 | LAC | p | 6 | 64 | 10.7 | 16 | 0 |
| Oct 27 | TB | | Not On Roster | | | | | Oct 27 | TB | p | 2 | 11 | 5.5 | 8t | 1 |
| Nov 3 | @ Car | | Not On Roster | | | | | Nov 3 | @ Car | p | 4 | 81 | 20.3 | 35 | 0 |
| Nov 10 | KC | | Not On Roster | | | | | Nov 10 | KC | S | 1 | 17 | 17.0 | 17 | 0 |
| Nov 24 | Jax | S | 0 | 0 | - | 0 | 0 | Nov 24 | Jax | p | 4 | 135 | 33.8 | 65t | 1 |
| Dec 1 | @ Ind | p | 0 | 0 | - | 0 | 0 | Dec 1 | @ Ind | S | 3 | 45 | 15.0 | 16 | 0 |
| Dec 8 | @ Oak | p | 2 | 47 | 23.5 | 24 | 0 | Dec 8 | @ Oak | S | 5 | 153 | 30.6 | 91t | 2 |
| Dec 15 | Hou | p | 1 | 0 | 0.0 | 0 | 0 | Dec 15 | Hou | S | 8 | 114 | 14.3 | 60 | 1 |
| Dec 22 | NO | S | 0 | 0 | - | 0 | 0 | Dec 22 | NO | S | 1 | 34 | 34.0 | 34 | 0 |
| Dec 29 | @ Hou | S | 1 | 7 | 7.0 | 7 | 0 | Dec 29 | @ Hou | S | 4 | 124 | 31.0 | 51t | 1 |
| Totals | | 6 / 3 | 4 | 54 | 13.5 | 24 | 0 | Totals | | 16 / 11 | 52 | 1051 | 20.2 | 91t | 8 |
| Jan 4 | @ NE | S | 0 | 0 | - | 0 | 0 | Jan 4 | @ NE | S | 1 | 4 | 4.0 | 4 | 0 |
| Jan 11 | @ Bal | p | 0 | 0 | - | 0 | 0 | Jan 11 | @ Bal | S | 1 | 3 | 3.0 | 3t | 1 |
| Jan 19 | @ KC | p | 0 | 0 | - | 0 | 0 | Jan 19 | @ KC | S | 5 | 65 | 13.0 | 22 | 0 |
| Playoff Totals: | | 3 / 1 | 0 | 0 | - | 0 | 0 | Playoff Totals: | | 3 / 3 | 5 | 64 | 12.8 | 37 | 0 |

| COREY DAVIS (WR) | | | | | | | | RASHARD DAVIS (WR) | | | | | | | |
|------------------------|-------|----------------|-----------|------------|-------------|-----------|----------|------------------------|-------|--------------|----------------|-----------|-------------|-----------|----------|
| Date | Opp | GP / GS | RECEIVING | | | | | Date | Opp | GP / GS | RECEIVING | | | | |
| | | | No | Yds | Avg | Lg | TD | | | | No | Yds | Avg | Lg | TD |
| Sept 8 | @ Cle | S | 0 | 0 | - | 0 | 0 | Sept 8 | @ Cle | IA | 0 | 0 | - | 0 | 0 |
| Sept 15 | Ind | p | 3 | 38 | 12.7 | 25 | 0 | Sept 15 | Ind | | Not On Roster | | | | |
| Sept 19 | @ Jax | S | 3 | 44 | 14.7 | 19 | 0 | Sept 19 | @ Jax | | Not On Roster | | | | |
| Sept 29 | @ Atl | S | 5 | 91 | 18.2 | 23t | 1 | Sept 29 | @ Atl | | Not On Roster | | | | |
| Oct 6 | Buf | p | 2 | 28 | 14.0 | 23 | 0 | Oct 6 | Buf | | Not On Roster | | | | |
| Oct 13 | @ Den | p | 3 | 36 | 12.0 | 18 | 0 | Oct 13 | @ Den | | Not On Roster | | | | |
| Oct 20 | LAC | S | 6 | 80 | 13.3 | 38 | 1 | Oct 20 | LAC | | Not On Roster | | | | |
| Oct 27 | TB | S | 2 | 9 | 4.5 | 8 | 0 | Oct 27 | TB | | Not On Roster | | | | |
| Nov 3 | @ Car | S | 4 | 48 | 12.0 | 18 | 0 | Nov 3 | @ Car | | Not On Roster | | | | |
| Nov 10 | KC | IA | 0 | 0 | - | 0 | 0 | Nov 10 | KC | | Practice Squad | | | | |
| Nov 24 | Jax | S | 2 | 29 | 14.5 | 24 | 0 | Nov 24 | Jax | | Practice Squad | | | | |
| Dec 1 | @ Ind | S | 1 | 23 | 23.0 | 23 | 0 | Dec 1 | @ Ind | | Practice Squad | | | | |
| Dec 8 | @ Oak | S | 2 | 34 | 17.0 | 24 | 0 | Dec 8 | @ Oak | | Practice Squad | | | | |
| Dec 15 | Hou | p | 3 | 57 | 19.0 | 22 | 0 | Dec 15 | Hou | | Practice Squad | | | | |
| Dec 22 | NO | S | 3 | 40 | 13.3 | 22 | 0 | Dec 22 | NO | | Practice Squad | | | | |
| Dec 29 | @ Hou | S | 4 | 44 | 11.0 | 16 | 0 | Dec 29 | @ Hou | p | 1 | 16 | 16.0 | 16 | 0 |
| Totals | | 15 / 11 | 43 | 601 | 14.0 | 38 | 2 | Totals | | 1 / 0 | 1 | 16 | 16.0 | 16 | 0 |
| Jan 4 | @ NE | S | 0 | 0 | - | 0 | 0 | Jan 4 | @ NE | p | 0 | 0 | - | 0 | 0 |
| Jan 11 | @ Bal | S | 1 | 3 | 3.0 | 3t | 1 | Jan 11 | @ Bal | IA | 0 | 0 | - | 0 | 0 |
| Jan 19 | @ KC | S | 5 | 65 | 13.0 | 22 | 0 | Jan 19 | @ KC | IA | 0 | 0 | - | 0 | 0 |
| Playoff Totals: | | 3 / 3 | 6 | 68 | 11.3 | 22 | 1 | Playoff Totals: | | 1 / 0 | 0 | 0 | - | 0 | 0 |

| DALYN DAWKINS (RB) | | | | | | | | ANTHONY FIRKSER (TE) | | | | | | | |
|------------------------|-------|--------------|----------------|----------|------------|----------|----------|------------------------|-------|---------------|-----------|------------|-------------|------------|----------|
| Date | Opp | GP / GS | RECEIVING | | | | | Date | Opp | GP / GS | RECEIVING | | | | |
| | | | No | Yds | Avg | Lg | TD | | | | No | Yds | Avg | Lg | TD |
| Sept 8 | @ Cle | IA | 0 | 0 | 0.0 | 0 | 0 | Sept 8 | @ Cle | p | 0 | 0 | - | 0 | 0 |
| Sept 15 | Ind | | Practice Squad | | | | | Sept 15 | Ind | p | 0 | 0 | - | 0 | 0 |
| Sept 19 | @ Jax | | Practice Squad | | | | | Sept 19 | @ Jax | p | 0 | 0 | - | 0 | 0 |
| Sept 29 | @ Atl | | Practice Squad | | | | | Sept 29 | @ Atl | IA | 0 | 0 | - | 0 | 0 |
| Oct 6 | Buf | | Practice Squad | | | | | Oct 6 | Buf | p | 0 | 0 | - | 0 | 0 |
| Oct 13 | @ Den | p | 0 | 0 | - | 0 | 0 | Oct 13 | @ Den | p | 1 | 25 | 25.0 | 25 | 0 |
| Oct 20 | LAC | DNP | 0 | 0 | - | 0 | 0 | Oct 20 | LAC | p | 1 | 27 | 27.0 | 27 | 0 |
| Oct 27 | TB | | Not On Roster | | | | | Oct 27 | TB | p | 3 | 43 | 14.3 | 23 | 0 |
| Nov 3 | @ Car | | Practice Squad | | | | | Nov 3 | @ Car | p | 0 | 0 | - | 0 | 0 |
| Nov 10 | KC | | Practice Squad | | | | | Nov 10 | KC | p | 3 | 36 | 12.0 | 20 | 1 |
| Nov 24 | Jax | | Practice Squad | | | | | Nov 24 | Jax | p | 0 | 0 | - | 0 | 0 |
| Dec 1 | @ Ind | | Practice Squad | | | | | Dec 1 | @ Ind | p | 3 | 22 | 7.3 | 13 | 0 |
| Dec 8 | @ Oak | | Practice Squad | | | | | Dec 8 | @ Oak | p | 1 | 39 | 39.0 | 39 | 0 |
| Dec 15 | Hou | | Practice Squad | | | | | Dec 15 | Hou | S | 1 | 7 | 7.0 | 7 | 0 |
| Dec 22 | NO | p | 0 | 0 | - | 0 | 0 | Dec 22 | NO | p | 0 | 0 | - | 0 | 0 |
| Dec 29 | @ Hou | | Practice Squad | | | | | Dec 29 | @ Hou | p | 1 | 5 | 5.0 | 5 | 0 |
| Totals | | 2 / 0 | 0 | 0 | 0.0 | 0 | 0 | Totals | | 15 / 1 | 14 | 204 | 14.6 | 39 | 1 |
| Jan 4 | @ NE | | Practice Squad | | | | | Jan 4 | @ NE | p | 2 | 23 | 11.5 | 12t | 1 |
| Jan 11 | @ Bal | | Practice Squad | | | | | Jan 11 | @ Bal | p | 0 | 0 | - | 0 | 0 |
| Jan 19 | @ KC | | Practice Squad | | | | | Jan 19 | @ KC | p | 1 | 22 | 22.0 | 22t | 1 |
| Playoff Totals: | | 0 / 0 | 0 | 0 | - | 0 | 0 | Playoff Totals: | | 3 / 0 | 3 | 45 | 15.0 | 22t | 2 |

2019 TENNESSEE TITANS INDIVIDUAL GAME-BY-GAME RECEIVING STATISTICS

| DAVID FLUELLEN (RB) | | | | | | | | DERRICK HENRY (RB) | | | | | | | |
|---------------------|-------|---------|-----------|-----|-----|----|----|--------------------|-------|---------|-----------|-----|------|-----|----|
| Date | Opp | GP / GS | RECEIVING | | | | | Date | Opp | GP / GS | RECEIVING | | | | |
| | | | No | Yds | Avg | Lg | TD | | | | No | Yds | Avg | Lg | TD |
| Sept 8 | @ Cle | p | 0 | 0 | - | 0 | 0 | Sept 8 | @ Cle | S | 1 | 75 | 75.0 | 75t | 1 |
| Sept 15 | Ind | IA | 0 | 0 | - | 0 | 0 | Sept 15 | Ind | S | 2 | 12 | 6.0 | 9 | 0 |
| Sept 19 | @ Jax | IA | 0 | 0 | - | 0 | 0 | Sept 19 | @ Jax | S | 1 | 2 | 2.0 | 2 | 0 |
| Sept 29 | @ Atl | p | 0 | 0 | - | 0 | 0 | Sept 29 | @ Atl | S | 1 | 8 | 8.0 | 8 | 0 |
| Oct 6 | Buf | | | | | | | Oct 6 | Buf | S | 0 | 0 | - | 0 | 0 |
| Oct 13 | @ Den | | | | | | | Oct 13 | @ Den | S | 1 | 5 | 5.0 | 5 | 0 |
| Oct 20 | LAC | | | | | | | Oct 20 | LAC | S | 1 | 18 | 18.0 | 18 | 0 |
| Oct 27 | TB | | | | | | | Oct 27 | TB | S | 1 | 8 | 8.0 | 8 | 0 |
| Nov 3 | @ Car | | | | | | | Nov 3 | @ Car | S | 3 | 36 | 12.0 | 23t | 1 |
| Nov 10 | KC | | | | | | | Nov 10 | KC | S | 2 | 3 | 1.5 | 6 | 0 |
| Nov 24 | Jax | | | | | | | Nov 24 | Jax | S | 1 | 16 | 16.0 | 16 | 0 |
| Dec 1 | @ Ind | | | | | | | Dec 1 | @ Ind | S | 3 | 17 | 5.7 | 9 | 0 |
| Dec 8 | @ Oak | | | | | | | Dec 8 | @ Oak | S | 1 | 6 | 6.0 | 6 | 0 |
| Dec 15 | Hou | | | | | | | Dec 15 | Hou | S | 0 | 0 | - | 0 | 0 |
| Dec 22 | NO | | | | | | | Dec 22 | NO | IA | 0 | 0 | - | 0 | 0 |
| Dec 29 | @ Hou | | | | | | | Dec 29 | @ Hou | S | 0 | 0 | - | 0 | 0 |
| Totals | | 2 / 0 | 0 | 0 | - | 0 | 0 | Totals | | 15 / 15 | 18 | 206 | 11.4 | 75t | 2 |
| Jan 4 | @ NE | | | | | | | Jan 4 | @ NE | S | 1 | 22 | 22.0 | 22 | 0 |
| Jan 11 | @ Bal | | | | | | | Jan 11 | @ Bal | S | 2 | 7 | 3.5 | 8 | 0 |
| Jan 19 | @ KC | | | | | | | Jan 19 | @ KC | S | 2 | -8 | -4.0 | -2 | 0 |
| Playoff Totals: | | 0 / 0 | 0 | 0 | - | 0 | 0 | Playoff Totals: | | 3 / 3 | 5 | 21 | 9.7 | 22 | 0 |

| CODY HOLLISTER (WR) | | | | | | | | ADAM HUMPHRIES (WR) | | | | | | | |
|---------------------|-------|---------|-----------|-----|-----|----|----|---------------------|-------|---------|-----------|-----|------|-----|----|
| Date | Opp | GP / GS | RECEIVING | | | | | Date | Opp | GP / GS | RECEIVING | | | | |
| | | | No | Yds | Avg | Lg | TD | | | | No | Yds | Avg | Lg | TD |
| Sept 8 | @ Cle | | | | | | | Sept 8 | @ Cle | p | 1 | 5 | 5.0 | 5 | 0 |
| Sept 15 | Ind | | | | | | | Sept 15 | Ind | p | 2 | -1 | -0.5 | 0 | 0 |
| Sept 19 | @ Jax | | | | | | | Sept 19 | @ Jax | S | 6 | 93 | 15.5 | 30 | 0 |
| Sept 29 | @ Atl | | | | | | | Sept 29 | @ Atl | S | 2 | 15 | 7.5 | 9 | 0 |
| Oct 6 | Buf | | | | | | | Oct 6 | Buf | p | 4 | 30 | 7.5 | 10 | 0 |
| Oct 13 | @ Den | | | | | | | Oct 13 | @ Den | S | 6 | 47 | 7.8 | 16 | 0 |
| Oct 20 | LAC | | | | | | | Oct 20 | LAC | p | 4 | 40 | 10.0 | 14 | 0 |
| Oct 27 | TB | | | | | | | Oct 27 | TB | p | 3 | 24 | 8.0 | 13 | 0 |
| Nov 3 | @ Car | | | | | | | Nov 3 | @ Car | p | 4 | 65 | 16.3 | 25 | 0 |
| Nov 10 | KC | p | 0 | 0 | - | 0 | 0 | Nov 10 | KC | p | 1 | 23 | 23.0 | 23t | 1 |
| Nov 24 | Jax | IA | 0 | 0 | - | 0 | 0 | Nov 24 | Jax | p | 3 | 20 | 6.7 | 8 | 0 |
| Dec 1 | @ Ind | p | 2 | 13 | 6.5 | 11 | 0 | Dec 1 | @ Ind | p | 1 | 13 | 13.0 | 13t | 1 |
| Dec 8 | @ Oak | p | 0 | 0 | - | 0 | 0 | Dec 8 | @ Oak | IA | 0 | 0 | - | 0 | 0 |
| Dec 15 | Hou | p | 0 | 0 | - | 0 | 0 | Dec 15 | Hou | IA | 0 | 0 | - | 0 | 0 |
| Dec 22 | NO | p | 0 | 0 | - | 0 | 0 | Dec 22 | NO | IA | 0 | 0 | - | 0 | 0 |
| Dec 29 | @ Hou | IA | 0 | 0 | - | 0 | 0 | Dec 29 | @ Hou | IA | 0 | 0 | - | 0 | 0 |
| Totals | | 5 / 0 | 2 | 13 | 6.5 | 11 | 0 | Totals | | 12 / 3 | 37 | 374 | 10.1 | 30 | 2 |
| Jan 4 | @ NE | IA | 0 | 0 | - | 0 | 0 | Jan 4 | @ NE | IA | 0 | 0 | - | 0 | 0 |
| Jan 11 | @ Bal | IA | 0 | 0 | - | 0 | 0 | Jan 11 | @ Bal | IA | 0 | 0 | - | 0 | 0 |
| Jan 19 | @ KC | IA | 0 | 0 | - | 0 | 0 | Jan 19 | @ KC | p | 4 | 25 | 6.3 | 9 | 0 |
| Playoff Totals: | | 0 / 0 | 0 | 0 | - | 0 | 0 | Playoff Totals: | | 1 / 0 | 4 | 25 | 6.3 | 9 | 0 |

| DARIUS JENNINGS (WR) | | | | | | | | DION LEWIS (RB) | | | | | | | |
|----------------------|-------|---------|-----------|-----|------|----|----|-----------------|-------|---------|-----------|-----|------|-----|----|
| Date | Opp | GP / GS | RECEIVING | | | | | Date | Opp | GP / GS | RECEIVING | | | | |
| | | | No | Yds | Avg | Lg | TD | | | | No | Yds | Avg | Lg | TD |
| Sept 8 | @ Cle | p | 0 | 0 | - | 0 | 0 | Sept 8 | @ Cle | p | 3 | 6 | 2.0 | 7 | 0 |
| Sept 15 | Ind | p | 1 | 11 | 11.0 | 11 | 0 | Sept 15 | Ind | p | 1 | 5 | 5.0 | 5 | 0 |
| Sept 19 | @ Jax | p | 0 | 0 | - | 0 | 0 | Sept 19 | @ Jax | p | 1 | 7 | 7.0 | 7 | 0 |
| Sept 29 | @ Atl | p | 1 | 6 | 6.0 | 6 | 0 | Sept 29 | @ Atl | p | 4 | 4 | 1.0 | 11 | 0 |
| Oct 6 | Buf | p | 0 | 0 | - | 0 | 0 | Oct 6 | Buf | p | 2 | 19 | 9.5 | 10 | 0 |
| Oct 13 | @ Den | p | 0 | 0 | - | 0 | 0 | Oct 13 | @ Den | p | 3 | 20 | 6.7 | 9 | 0 |
| Oct 20 | LAC | p | 0 | 0 | - | 0 | 0 | Oct 20 | LAC | p | 0 | 0 | - | 0 | 0 |
| Oct 27 | TB | IA | 0 | 0 | - | 0 | 0 | Oct 27 | TB | p | 1 | 2 | 2.0 | 2 | 0 |
| Nov 3 | @ Car | NOR | | | | | | Nov 3 | @ Car | p | 5 | 33 | 6.6 | 24 | 0 |
| Nov 10 | KC | NOR | | | | | | Nov 10 | KC | p | 0 | 0 | - | 0 | 0 |
| Nov 24 | Jax | NOR | | | | | | Nov 24 | Jax | p | 1 | 24 | 24.0 | 24 | 0 |
| Dec 1 | @ Ind | NOR | | | | | | Dec 1 | @ Ind | p | 1 | 9 | 9.0 | 9 | 0 |
| Dec 8 | @ Oak | NOR | | | | | | Dec 8 | @ Oak | p | 1 | 5 | 5.0 | 5 | 0 |
| Dec 15 | Hou | NOR | | | | | | Dec 15 | Hou | p | 1 | 11 | 11.0 | 11t | 1 |
| Dec 22 | NO | NOR | | | | | | Dec 22 | NO | S | 1 | 19 | 19.0 | 19 | 0 |
| Dec 29 | @ Hou | p | 0 | 0 | - | 0 | 0 | Dec 29 | @ Hou | p | 0 | 0 | - | 0 | 0 |
| Totals | | 8 / 0 | 2 | 17 | 8.5 | 11 | 0 | Totals | | 16 / 1 | 25 | 164 | 6.6 | 24 | 1 |
| Jan 4 | @ NE | p | 0 | 0 | - | 0 | 0 | Jan 4 | @ NE | p | 1 | 8 | 8.0 | 8 | 0 |
| Jan 11 | @ Bal | p | 0 | 0 | - | 0 | 0 | Jan 11 | @ Bal | p | 0 | 0 | - | 0 | 0 |
| Jan 19 | @ KC | IA | 0 | 0 | - | 0 | 0 | Jan 19 | @ KC | p | 1 | 6 | 6.0 | 6 | 0 |
| Playoff Totals: | | 2 / 0 | 0 | 0 | - | 0 | 0 | Playoff Totals: | | 3 / 0 | 2 | 14 | 7.0 | 8 | 0 |

2019 TENNESSEE TITANS INDIVIDUAL GAME-BY-GAME RECEIVING STATISTICS

| MYCOLE PRUITT (TE) | | | | | | | | KALIF RAYMOND (WR) | | | | | | | |
|------------------------|-------|----------------|-----------|-----------|-------------|-----------|----------|------------------------|-------|--------------|----------------|------------|-------------|------------|----------|
| Date | Opp | GP / GS | RECEIVING | | | | | Date | Opp | GP / GS | RECEIVING | | | | |
| | | | No | Yds | Avg | Lg | TD | | | | No | Yds | Avg | Lg | TD |
| Sept 8 | @ Cle | p | 0 | 0 | - | 0 | 0 | Sept 8 | @ Cle | | Not On Roster | | | | |
| Sept 15 | Ind | S | 0 | 0 | - | 0 | 0 | Sept 15 | Ind | | Practice Squad | | | | |
| Sept 19 | @ Jax | p | 0 | 0 | - | 0 | 0 | Sept 19 | @ Jax | | Practice Squad | | | | |
| Sept 29 | @ Atl | p | 0 | 0 | - | 0 | 0 | Sept 29 | @ Atl | | Practice Squad | | | | |
| Oct 6 | Buf | S | 0 | 0 | - | 0 | 0 | Oct 6 | Buf | | Practice Squad | | | | |
| Oct 13 | @ Den | S | 0 | 0 | - | 0 | 0 | Oct 13 | @ Den | | Practice Squad | | | | |
| Oct 20 | LAC | S | 0 | 0 | - | 0 | 0 | Oct 20 | LAC | | Practice Squad | | | | |
| Oct 27 | TB | S | 0 | 0 | - | 0 | 0 | Oct 27 | TB | p | 0 | 0 | - | 0 | 0 |
| Nov 3 | @ Car | S | 0 | 0 | - | 0 | 0 | Nov 3 | @ Car | p | 2 | 19 | 9.5 | 14 | 0 |
| Nov 10 | KC | S | 0 | 0 | - | 0 | 0 | Nov 10 | KC | p | 1 | 52 | 52.0 | 52 | 0 |
| Nov 24 | Jax | p | 1 | 20 | 20.0 | 20 | 0 | Nov 24 | Jax | p | 1 | 14 | 14.0 | 14 | 0 |
| Dec 1 | @ Ind | p | 0 | 0 | - | 0 | 0 | Dec 1 | @ Ind | S | 1 | 40 | 40.0 | 40t | 1 |
| Dec 8 | @ Oak | S | 1 | 42 | 42.0 | 42 | 0 | Dec 8 | @ Oak | p | 1 | 11 | 11.0 | 11 | 0 |
| Dec 15 | Hou | S | 0 | 0 | - | 0 | 0 | Dec 15 | Hou | p | 1 | 2 | 2.0 | 2 | 0 |
| Dec 22 | NO | S | 2 | 15 | 7.5 | 10 | 0 | Dec 22 | NO | p | 2 | 32 | 16.0 | 23 | 0 |
| Dec 29 | @ Hou | p | 2 | 13 | 6.5 | 12 | 1 | Dec 29 | @ Hou | IA | 0 | 0 | - | 0 | 0 |
| Totals | | 16 / 10 | 6 | 90 | 15.0 | 42 | 1 | Totals | | 8 / 1 | 9 | 170 | 18.9 | 52 | 1 |
| Jan 4 | @ NE | p | 2 | 4 | 2.0 | 4 | 0 | Jan 4 | @ NE | IA | 0 | 0 | - | 0 | 0 |
| Jan 11 | @ Bal | S | 1 | 15 | 15.0 | 15 | 0 | Jan 11 | @ Bal | p | 1 | 45 | 45.0 | 45t | 1 |
| Jan 19 | @ KC | p | 1 | 9 | 9.0 | 9 | 0 | Jan 19 | @ KC | p | 0 | 0 | - | 0 | 0 |
| Playoff Totals: | | 3 / 1 | 4 | 28 | 6.3 | 15 | 0 | Playoff Totals: | | 2 / 0 | 1 | 45 | 45.0 | 45t | 1 |

| TAJAÉ SHARPE (WR) | | | | | | | | JONNU SMITH (TE) | | | | | | | |
|------------------------|-------|---------------|-----------|------------|-------------|-----------|----------|------------------------|-------|----------------|-----------|------------|-------------|-----------|----------|
| Date | Opp | GP / GS | RECEIVING | | | | | Date | Opp | GP / GS | RECEIVING | | | | |
| | | | No | Yds | Avg | Lg | TD | | | | No | Yds | Avg | Lg | TD |
| Sept 8 | @ Cle | p | 0 | 0 | - | 0 | 0 | Sept 8 | @ Cle | S | 1 | 7 | 7.0 | 7 | 0 |
| Sept 15 | Ind | p | 2 | 24 | 12.0 | 15 | 0 | Sept 15 | Ind | S | 0 | 0 | - | 0 | 0 |
| Sept 19 | @ Jax | p | 2 | 70 | 35.0 | 47 | 0 | Sept 19 | @ Jax | S | 2 | 20 | 10.0 | 20 | 0 |
| Sept 29 | @ Atl | S | 0 | 0 | - | 0 | 0 | Sept 29 | @ Atl | S | 1 | 5 | 5.0 | 5 | 0 |
| Oct 6 | Buf | p | 1 | 12 | 12.0 | 12 | 0 | Oct 6 | Buf | S | 1 | 57 | 57.0 | 57 | 0 |
| Oct 13 | @ Den | p | 0 | 0 | - | 0 | 0 | Oct 13 | @ Den | p | 1 | 8 | 8.0 | 8 | 0 |
| Oct 20 | LAC | S | 2 | 19 | 9.5 | 14 | 1 | Oct 20 | LAC | S | 3 | 64 | 21.3 | 35 | 0 |
| Oct 27 | TB | S | 3 | 18 | 6.0 | 7 | 1 | Oct 27 | TB | S | 6 | 78 | 13.0 | 26 | 1 |
| Nov 3 | @ Car | S | 2 | 31 | 15.5 | 16 | 0 | Nov 3 | @ Car | S | 3 | 18 | 6.0 | 7 | 0 |
| Nov 10 | KC | S | 1 | 20 | 20.0 | 20 | 0 | Nov 10 | KC | S | 4 | 30 | 7.5 | 9 | 0 |
| Nov 24 | Jax | S | 0 | 0 | - | 0 | 0 | Nov 24 | Jax | S | 0 | 0 | - | 0 | 0 |
| Dec 1 | @ Ind | IA | 0 | 0 | - | 0 | 0 | Dec 1 | @ Ind | S | 2 | 0 | 0.0 | 2 | 0 |
| Dec 8 | @ Oak | p | 4 | 25 | 6.3 | 9 | 0 | Dec 8 | @ Oak | S | 3 | 29 | 9.7 | 17t | 1 |
| Dec 15 | Hou | p | 2 | 28 | 14.0 | 16 | 0 | Dec 15 | Hou | S | 5 | 60 | 12.0 | 23 | 0 |
| Dec 22 | NO | p | 5 | 69 | 13.8 | 36t | 2 | Dec 22 | NO | p | 3 | 63 | 21.0 | 41t | 1 |
| Dec 29 | @ Hou | p | 1 | 13 | 13.0 | 13 | 0 | Dec 29 | @ Hou | S | 0 | 0 | - | 0 | 0 |
| Totals | | 15 / 6 | 25 | 329 | 13.2 | 47 | 4 | Totals | | 16 / 14 | 35 | 439 | 12.5 | 57 | 3 |
| Jan 4 | @ NE | p | 1 | 6 | 6.0 | 6 | 0 | Jan 4 | @ NE | S | 1 | 9 | 9.0 | 9 | 0 |
| Jan 11 | @ Bal | p | 0 | 0 | - | 0 | 0 | Jan 11 | @ Bal | S | 2 | 12 | 6.0 | 12t | 1 |
| Jan 19 | @ KC | S | 0 | 0 | - | 0 | 0 | Jan 19 | @ KC | S | 3 | 38 | 12.7 | 22 | 0 |
| Playoff Totals: | | 0 / 1 | 1 | 6 | 6.0 | 6 | 0 | Playoff Totals: | | 3 / 3 | 6 | 59 | 9.8 | 22 | 1 |

| ROD SMITH (RB) | | | | | | | | DELANIE WALKER (TE) | | | | | | | |
|------------------------|-------|--------------|---------------|----------|----------|----------|----------|------------------------|-------|--------------|-----------------|------------|-------------|-----------|----------|
| Date | Opp | GP / GS | RECEIVING | | | | | Date | Opp | GP / GS | RECEIVING | | | | |
| | | | No | Yds | Avg | Lg | TD | | | | No | Yds | Avg | Lg | TD |
| Sept 8 | @ Cle | | Not On Roster | | | | | Sept 8 | @ Cle | S | 5 | 55 | 11.0 | 16 | 2 |
| Sept 15 | Ind | | Not On Roster | | | | | Sept 15 | Ind | S | 4 | 39 | 9.8 | 15 | 0 |
| Sept 19 | @ Jax | | Not On Roster | | | | | Sept 19 | @ Jax | p | 7 | 64 | 9.1 | 29 | 0 |
| Sept 29 | @ Atl | | Not On Roster | | | | | Sept 29 | @ Atl | p | 1 | 4 | 4.0 | 4 | 0 |
| Oct 6 | Buf | | Not On Roster | | | | | Oct 6 | Buf | S | 1 | 10 | 10.0 | 10 | 0 |
| Oct 13 | @ Den | IA | 0 | 0 | - | 0 | 0 | Oct 13 | @ Den | S | 3 | 43 | 14.3 | 18 | 0 |
| Oct 20 | LAC | IA | 0 | 0 | - | 0 | 0 | Oct 20 | LAC | p | 0 | 0 | - | 0 | 0 |
| Oct 27 | TB | p | 0 | 0 | - | 0 | 0 | Oct 27 | TB | IA | 0 | 0 | - | 0 | 0 |
| Nov 3 | @ Car | p | 0 | 0 | - | 0 | 0 | Nov 3 | @ Car | IA | 0 | 0 | - | 0 | 0 |
| Nov 10 | KC | p | 0 | 0 | - | 0 | 0 | Nov 10 | KC | IA | 0 | 0 | - | 0 | 0 |
| Nov 24 | Jax | 0 | Not On Roster | | | | | Nov 24 | Jax | IA | 0 | 0 | - | 0 | 0 |
| Dec 1 | @ Ind | 0 | Not On Roster | | | | | Dec 1 | @ Ind | | Injured Reserve | | | | |
| Dec 8 | @ Oak | 0 | Not On Roster | | | | | Dec 8 | @ Oak | | Injured Reserve | | | | |
| Dec 15 | Hou | 0 | Not On Roster | | | | | Dec 15 | Hou | | Injured Reserve | | | | |
| Dec 22 | NO | 0 | Not On Roster | | | | | Dec 22 | NO | | Injured Reserve | | | | |
| Dec 29 | @ Hou | 0 | Not On Roster | | | | | Dec 29 | @ Hou | | Injured Reserve | | | | |
| Totals | | 3 / 0 | 0 | 0 | - | 0 | 0 | Totals | | 7 / 4 | 21 | 215 | 10.2 | 29 | 2 |
| Jan 4 | @ NE | | Not On Roster | | | | | Jan 4 | @ NE | | Injured Reserve | | | | |
| Jan 11 | @ Bal | | Not On Roster | | | | | Jan 11 | @ Bal | | Injured Reserve | | | | |
| Jan 19 | @ KC | | Not On Roster | | | | | Jan 19 | @ KC | | Injured Reserve | | | | |
| Playoff Totals: | | 0 / 0 | 0 | 0 | - | 0 | 0 | Playoff Totals: | | 0 / 0 | 0 | 0 | - | 0 | 0 |

Other receivers: David Quessenberry (1 for 1 yard TD vs. IND, 9/15/19); Kevin Byard (1 for 11 yards vs. LAC, 10/20/19); Dennis Kelly (1 for 1-yard TD vs. JAX, 11/24/19); (1 for 1-yard TD vs. KC, 1/19/20); Amani Hooker (1 for 28 yards vs. KC, 1/19/20)

2019 TENNESSEE TITANS INDIVIDUAL GAME-BY-GAME PUNTING

BRETT KERN

| Date | Opp | GP / GS | PUNTING | | | | | | | | | | |
|------------------------|-------|---------------|-----------|--------------|-------------|-----------|------------|-------------|----------|-----------|-----------|----------|-------------|
| | | | No. | Yds | Avg | Ret | Yds | R Avg | TB | In | Lg | Blk | Net |
| Sept 8 | @ Cle | p | 6 | 277 | 46.2 | 1 | 18 | 18.0 | 0 | 3 | 70 | 0 | 43.2 |
| Sept 15 | Ind | p | 6 | 288 | 48.0 | 4 | 42 | 10.5 | 0 | 2 | 61 | 0 | 41.0 |
| Sept 19 | @ Jax | p | 8 | 372 | 46.5 | 2 | 11 | 5.5 | 2 | 4 | 63 | 0 | 40.1 |
| Sept 29 | @ Atl | p | 5 | 225 | 45.0 | 1 | 2 | 2.0 | 0 | 5 | 53 | 0 | 44.6 |
| Oct 6 | Buf | p | 6 | 300 | 50.0 | 2 | 2 | 1.0 | 0 | 1 | 56 | 0 | 49.7 |
| Oct 13 | @ Den | p | 9 | 424 | 47.1 | 3 | 48 | 16.0 | 0 | 8 | 61 | 0 | 41.8 |
| Oct 20 | LAC | p | 2 | 84 | 42.0 | 0 | 0 | - | 0 | 2 | 50 | 0 | 42.0 |
| Oct 27 | TB | p | 5 | 248 | 49.6 | 3 | 45 | 15.0 | 0 | 1 | 61 | 0 | 40.6 |
| Nov 3 | @ Car | p | 3 | 139 | 46.3 | 2 | 11 | 5.5 | 0 | 0 | 53 | 0 | 42.7 |
| Nov 10 | KC | p | 4 | 204 | 51.0 | 1 | 5 | 5.0 | 0 | 2 | 65 | 0 | 49.8 |
| Nov 24 | Jax | p | 3 | 132 | 44.0 | 2 | -5 | -2.5 | 0 | 1 | 49 | 0 | 45.7 |
| Dec 1 | @ Ind | p | 5 | 244 | 48.8 | 2 | 32 | 16.0 | 0 | 4 | 65 | 0 | 42.4 |
| Dec 8 | @ Oak | p | 2 | 102 | 51.0 | 1 | 12 | 12.0 | 0 | 0 | 55 | 0 | 45.0 |
| Dec 15 | Hou | p | 3 | 145 | 48.3 | 0 | 0 | - | 0 | 1 | 52 | 0 | 48.3 |
| Dec 22 | NO | p | 7 | 299 | 42.7 | 4 | 21 | 5.3 | 0 | 1 | 55 | 0 | 39.7 |
| Dec 29 | @ Hou | p | 4 | 189 | 47.3 | 2 | 25 | 12.5 | 0 | 2 | 58 | 0 | 41.0 |
| 2019 Totals: | | 16 / 0 | 78 | 3,672 | 47.1 | 30 | 269 | 9.0 | 2 | 37 | 70 | 0 | 43.1 |
| Jan 4 | @ NE | p | 6 | 275 | 45.8 | 1 | 23 | 23.0 | 0 | 4 | 58 | 0 | 42.0 |
| Jan 11 | @ Bal | p | 6 | 315 | 52.5 | 0 | 0 | - | 4 | 1 | 63 | 0 | 39.2 |
| Jan 19 | @ KC | p | 3 | 139 | 46.3 | 2 | 7 | 3.5 | 0 | 1 | 53 | 0 | 44.0 |
| Playoff Totals: | | 3 / 0 | 15 | 729 | 48.6 | 3 | 30 | 10.0 | 4 | 6 | 63 | 0 | 41.3 |

Other punters: (none)

2019 INDIVIDUAL GAME-BY-GAME PUNT AND KICKOFF RETURNS

| ADAM HUMPHRIES | | | | | | | | | | | | | | |
|-----------------|-------|---------|--------------|----|-----|------|----|----|--|-----------------|-----|-----|----|----|
| | | | PUNT RETURNS | | | | | | | KICKOFF RETURNS | | | | |
| Date | Opp | GP / GS | No | FC | Yds | Avg | Lg | TD | | No | Yds | Avg | Lg | TD |
| Sept 8 | @ Cle | p | 0 | 4 | 0 | - | 0 | 0 | | 0 | 0 | - | 0 | 0 |
| Sept 15 | Ind | p | 0 | 0 | 0 | - | 0 | 0 | | 0 | 0 | - | 0 | 0 |
| Sept 19 | @ Jax | S | 0 | 1 | 0 | - | 0 | 0 | | 0 | 0 | - | 0 | 0 |
| Sept 29 | @ Atl | S | 1 | 2 | 2 | 2.0 | 2 | 0 | | 0 | 0 | - | 0 | 0 |
| Oct 6 | Buf | p | 2 | 2 | 2 | 1.0 | 2 | 0 | | 0 | 0 | - | 0 | 0 |
| Oct 13 | @ Den | S | 3 | 2 | 19 | 6.3 | 11 | 0 | | 0 | 0 | - | 0 | 0 |
| Oct 20 | LAC | p | 1 | 0 | 14 | 14.0 | 14 | 0 | | 0 | 0 | - | 0 | 0 |
| Oct 27 | TB | p | 0 | 2 | 0 | - | 0 | 0 | | 0 | 0 | - | 0 | 0 |
| Nov 3 | @ Car | p | 1 | 3 | 11 | 11.0 | 11 | 0 | | 0 | 0 | - | 0 | 0 |
| Nov 10 | KC | p | 0 | 0 | 0 | - | 0 | 0 | | 0 | 0 | - | 0 | 0 |
| Nov 24 | Jax | p | 2 | 3 | 22 | 11.0 | 21 | 0 | | 0 | 0 | - | 0 | 0 |
| Dec 1 | @ Ind | p | 2 | 0 | 8 | 4.0 | 6 | 0 | | 0 | 0 | - | 0 | 0 |
| Dec 8 | @ Oak | IA | 0 | 0 | 0 | - | 0 | 0 | | 0 | 0 | - | 0 | 0 |
| Dec 15 | Hou | IA | 0 | 0 | 0 | - | 0 | 0 | | 0 | 0 | - | 0 | 0 |
| Dec 22 | NO | IA | 0 | 0 | 0 | - | 0 | 0 | | 0 | 0 | - | 0 | 0 |
| Dec 29 | @ Hou | IA | 0 | 0 | 0 | - | 0 | 0 | | 0 | 0 | - | 0 | 0 |
| 2019 Totals: | | | 12 | 19 | 78 | 6.5 | 21 | 0 | | 0 | 0 | - | 0 | 0 |
| Jan 4 | @ NE | IA | 0 | 0 | 0 | - | 0 | 0 | | 0 | 0 | - | 0 | 0 |
| Jan 11 | @ Bal | IA | 0 | 0 | 0 | - | 0 | 0 | | 0 | 0 | - | 0 | 0 |
| Jan 19 | @ KC | p | 0 | 0 | 0 | - | 0 | 0 | | 0 | 0 | - | 0 | 0 |
| Playoff Totals: | | | 1 | 0 | 0 | - | 0 | 0 | | 0 | 0 | - | 0 | 0 |

| DARIUS JENNINGS | | | | | | | | | | | | | | |
|-----------------|-------|---------|--------------|----|---------------|-----|----|----|--|-----------------|-----|------|----|----|
| | | | PUNT RETURNS | | | | | | | KICKOFF RETURNS | | | | |
| Date | Opp | GP / GS | No | FC | Yds | Avg | Lg | TD | | No | Yds | Avg | Lg | TD |
| Sept 8 | @ Cle | p | 0 | 0 | 0 | - | 0 | 0 | | 2 | 27 | 13.5 | 17 | 0 |
| Sept 15 | Ind | p | 0 | 0 | 0 | - | 0 | 0 | | 1 | 26 | 26.0 | 26 | 0 |
| Sept 19 | @ Jax | p | 0 | 0 | 0 | - | 0 | 0 | | 1 | 25 | 25.0 | 25 | 0 |
| Sept 29 | @ Atl | p | 0 | 0 | 0 | - | 0 | 0 | | 0 | 0 | - | 0 | 0 |
| Oct 6 | Buf | p | 0 | 0 | 0 | - | 0 | 0 | | 0 | 0 | - | 0 | 0 |
| Oct 13 | @ Den | p | 0 | 0 | 0 | - | 0 | 0 | | 0 | 0 | - | 0 | 0 |
| Oct 20 | LAC | p | 0 | 0 | 0 | - | 0 | 0 | | 3 | 69 | 23.0 | 24 | 0 |
| Oct 27 | TB | IA | 0 | 0 | 0 | - | 0 | 0 | | 0 | 0 | - | 0 | 0 |
| Nov 3 | @ Car | | | | Not On Roster | | | | | Not On Roster | | | | |
| Nov 10 | KC | | | | Not On Roster | | | | | Not On Roster | | | | |
| Nov 24 | Jax | | | | Not On Roster | | | | | Not On Roster | | | | |
| Dec 1 | @ Ind | | | | Not On Roster | | | | | Not On Roster | | | | |
| Dec 8 | @ Oak | | | | Not On Roster | | | | | Not On Roster | | | | |
| Dec 15 | Hou | | | | Not On Roster | | | | | Not On Roster | | | | |
| Dec 22 | NO | | | | Not On Roster | | | | | Not On Roster | | | | |
| Dec 29 | @ Hou | p | 0 | 0 | 0 | - | 0 | 0 | | 2 | 49 | 24.5 | 26 | 0 |
| 2019 Totals: | | | 8 | 0 | 0 | - | 0 | 0 | | 9 | 196 | 21.8 | 26 | 0 |
| Jan 4 | @ NE | p | 0 | 0 | 0 | - | 0 | 0 | | 2 | 40 | 20.0 | 22 | 0 |
| Jan 11 | @ Bal | p | 0 | 0 | 0 | - | 0 | 0 | | 1 | 20 | 20.0 | 20 | 0 |
| Jan 19 | @ KC | IA | 0 | 0 | 0 | - | 0 | 0 | | 0 | 0 | - | 0 | 0 |
| Playoff Totals: | | | 2 | 0 | 0 | - | 0 | 0 | | 3 | 60 | 20.0 | 22 | 0 |

| KALIF RAYMOND | | | | | | | | | | | | | | |
|-----------------|-------|---------|--------------|----|----------------|------|----|----|--|-----------------|-----|------|----|----|
| | | | PUNT RETURNS | | | | | | | KICKOFF RETURNS | | | | |
| Date | Opp | GP / GS | No | FC | Yds | Avg | Lg | TD | | No | Yds | Avg | Lg | TD |
| Sept 8 | @ Cle | | | | Not On Roster | | | | | Not On Roster | | | | |
| Sept 15 | Ind | | | | Practice Squad | | | | | Practice Squad | | | | |
| Sept 19 | @ Jax | | | | Practice Squad | | | | | Practice Squad | | | | |
| Sept 29 | @ Atl | | | | Practice Squad | | | | | Practice Squad | | | | |
| Oct 6 | Buf | | | | Practice Squad | | | | | Practice Squad | | | | |
| Oct 13 | @ Den | | | | Practice Squad | | | | | Practice Squad | | | | |
| Oct 20 | LAC | | | | Practice Squad | | | | | Practice Squad | | | | |
| Oct 27 | TB | p | 0 | 0 | 0 | - | 0 | 0 | | 1 | 45 | 45.0 | 45 | 0 |
| Nov 3 | @ Car | p | 0 | 0 | 0 | - | 0 | 0 | | 3 | 69 | 23.0 | 32 | 0 |
| Nov 10 | KC | p | 0 | 0 | 0 | - | 0 | 0 | | 3 | 46 | 15.3 | 19 | 0 |
| Nov 24 | Jax | p | 0 | 0 | 0 | - | 0 | 0 | | 1 | 34 | 34.0 | 34 | 0 |
| Dec 1 | @ Ind | S | 0 | 1 | 0 | - | 0 | 0 | | 0 | 0 | - | 0 | 0 |
| Dec 8 | @ Oak | p | 0 | 3 | 0 | - | 0 | 0 | | 3 | 71 | 23.7 | 26 | 0 |
| Dec 15 | Hou | p | 1 | 1 | 8 | 8.0 | 8 | 0 | | 3 | 55 | 18.3 | 24 | 0 |
| Dec 22 | NO | p | 3 | 2 | 37 | 12.3 | 14 | 0 | | 4 | 83 | 20.8 | 26 | 0 |
| Dec 29 | @ Hou | IA | 0 | 0 | 0 | - | 0 | 0 | | 0 | 0 | - | 0 | 0 |
| 2019 Totals: | | | 8 | 7 | 45 | 11.3 | 14 | 0 | | 18 | 403 | 22.4 | 45 | 0 |
| Jan 4 | @ NE | IA | 0 | 0 | 0 | - | 0 | 0 | | 0 | 0 | - | 0 | 0 |
| Jan 11 | @ Bal | p | 0 | 1 | 0 | - | 0 | 0 | | 1 | 7 | 7.0 | 7 | 0 |
| Jan 19 | @ KC | p | 1 | 1 | 9 | 9.0 | 9 | 0 | | 3 | 61 | 20.3 | 22 | 0 |
| Playoff Totals: | | | 2 | 2 | 9 | 9.0 | 9 | 0 | | 4 | 68 | 17.0 | 22 | 0 |

Other returners: **Rashard Davis** (PR: 2 for 9 yards vs. HOU, 12/29/19); **Adoree' Jackson** (PR: 2 for 26 yards vs. IND, 9/15/19; 1 for 0 yards at JAX, 9/19/19) (KR: 1 for 23 yards at Cle, 9/8/19; 1 for 0 yards vs. JAX, 11/24/19); **LeShaun Sims** (PR: 1 for 11 yards vs. HOU, 12/15/19); **Jonnu Smith** (KOR: 1 for 16 yards at DEN, 10/13/19)

2019 TENNESSEE TITANS INDIVIDUAL GAME-BY-GAME DEFENSIVE STATISTICS

DAREN BATES (LB)

| Date | Opp | GP / GS | TACKLES . . . | | | | | | | INTERCEPTIONS . . . | | | | | FUMBLES . . . | | | |
|------------------------|-------|---------|---------------|----------|----------|------------|------------|----------|----------|---------------------|----------|----------|----------|----------|---------------|----------|----------|-----------|
| | | | Tot | Solo | Asst | Sk | Yds | QBP | TFL | No | Yds | Lg | TD | PD | FF | FR | Yds | SpT |
| Sept 8 | @ Cle | p | 1 | 1 | 0 | 0.0 | 0.0 | 0 | 0 | 0 | 0 | 0 | 0 | 0 | 0 | 0 | 0 | 0 |
| Sept 15 | Ind | p | 0 | 0 | 0 | 0.0 | 0.0 | 0 | 0 | 0 | 0 | 0 | 0 | 0 | 0 | 0 | 0 | 1 |
| Sept 19 | @ Jax | p | 0 | 0 | 0 | 0.0 | 0.0 | 0 | 0 | 0 | 0 | 0 | 0 | 0 | 0 | 0 | 0 | 1 |
| Sept 29 | @ Atl | p | 0 | 0 | 0 | 0.0 | 0.0 | 0 | 0 | 0 | 0 | 0 | 0 | 0 | 0 | 0 | 0 | 0 |
| Oct 6 | Buf | p | 0 | 0 | 0 | 0.0 | 0.0 | 0 | 0 | 0 | 0 | 0 | 0 | 0 | 0 | 0 | 0 | 0 |
| Oct 13 | @ Den | p | 0 | 0 | 0 | 0.0 | 0.0 | 0 | 0 | 0 | 0 | 0 | 0 | 0 | 0 | 0 | 0 | 0 |
| Oct 20 | LAC | p | 0 | 0 | 0 | 0.0 | 0.0 | 0 | 0 | 0 | 0 | 0 | 0 | 0 | 0 | 0 | 0 | 0 |
| Oct 27 | TB | p | 0 | 0 | 0 | 0.0 | 0.0 | 0 | 0 | 0 | 0 | 0 | 0 | 0 | 0 | 0 | 0 | 1 |
| Nov 3 | @ Car | p | 0 | 0 | 0 | 0.0 | 0.0 | 0 | 0 | 0 | 0 | 0 | 0 | 0 | 0 | 0 | 0 | 2 |
| Nov 10 | KC | p | 0 | 0 | 0 | 0.0 | 0.0 | 0 | 0 | 0 | 0 | 0 | 0 | 0 | 0 | 0 | 0 | 1 |
| Nov 24 | Jax | p | 0 | 0 | 0 | 0.0 | 0.0 | 0 | 0 | 0 | 0 | 0 | 0 | 0 | 0 | 0 | 0 | 3 |
| Dec 1 | @ Ind | p | 0 | 0 | 0 | 0.0 | 0.0 | 0 | 0 | 0 | 0 | 0 | 0 | 0 | 0 | 0 | 0 | 1 |
| Dec 8 | @ Oak | IA | 0 | 0 | 0 | 0.0 | 0.0 | 0 | 0 | 0 | 0 | 0 | 0 | 0 | 0 | 0 | 0 | 0 |
| Dec 15 | Hou | IA | 0 | 0 | 0 | 0.0 | 0.0 | 0 | 0 | 0 | 0 | 0 | 0 | 0 | 0 | 0 | 0 | 0 |
| Dec 22 | NO | IA | 0 | 0 | 0 | 0.0 | 0.0 | 0 | 0 | 0 | 0 | 0 | 0 | 0 | 0 | 0 | 0 | 0 |
| Dec 29 | @ Hou | p | 0 | 0 | 0 | 0.0 | 0.0 | 0 | 0 | 0 | 0 | 0 | 0 | 0 | 0 | 0 | 0 | 1 |
| 2019 Totals: | | | 13 | 1 | 0 | 0.0 | 0.0 | 0 | 0 | 0 | 0 | 0 | 0 | 0 | 0 | 0 | 0 | 11 |
| Jan 4 | @ NE | p | 0 | 0 | 0 | 0.0 | 0 | 0 | 0 | 0 | 0 | 0 | 0 | 0 | 0 | 0 | 0 | 0 |
| Jan 11 | @ Bal | p | 0 | 0 | 0 | 0.0 | 0 | 0 | 0 | 0 | 0 | 0 | 0 | 0 | 0 | 0 | 0 | 1 |
| Jan 19 | @ KC | p | 0 | 0 | 0 | 0.0 | 0 | 0 | 0 | 0 | 0 | 0 | 0 | 0 | 0 | 0 | 0 | 1 |
| Playoff Totals: | | | 3 | 0 | 0 | 0.0 | 0 | 0 | 0 | 0 | 0 | 0 | 0 | 0 | 0 | 0 | 0 | 2 |

TRAMAIN BROCK Sr. (CB)

| Date | Opp | GP / GS | TACKLES . . . | | | | | | | INTERCEPTIONS . . . | | | | | FUMBLES . . . | | | |
|------------------------|-------|---------|---------------|-----------|-----------|----------|------------|------------|----------|---------------------|----------|----------|----------|----------|---------------|----------|----------|----------|
| | | | Tot | Solo | Asst | Sk | Yds | QBP | TFL | No | Yds | Lg | TD | PD | FF | FR | Yds | SpT |
| Sept 8 | @ Cle | | | | | | | | | Not On Roster | | | | | | | | |
| Sept 15 | Ind | | | | | | | | | Not On Roster | | | | | | | | |
| Sept 19 | @ Jax | | | | | | | | | Not On Roster | | | | | | | | |
| Sept 29 | @ Atl | | | | | | | | | Not On Roster | | | | | | | | |
| Oct 6 | Buf | | | | | | | | | Not On Roster | | | | | | | | |
| Oct 13 | @ Den | | | | | | | | | Not On Roster | | | | | | | | |
| Oct 20 | LAC | | | | | | | | | Not On Roster | | | | | | | | |
| Oct 27 | TB | | | | | | | | | Not On Roster | | | | | | | | |
| Nov 3 | @ Car | | | | | | | | | Not On Roster | | | | | | | | |
| Nov 10 | KC | | | | | | | | | Not On Roster | | | | | | | | |
| Nov 24 | Jax | | | | | | | | | Not On Roster | | | | | | | | |
| Dec 1 | @ Ind | | | | | | | | | Not On Roster | | | | | | | | |
| Dec 8 | @ Oak | S | 2 | 1 | 1 | 0.0 | 0.0 | 0 | 0 | 0 | 0 | 0 | 0 | 0 | 0 | 0 | 0 | 0 |
| Dec 15 | Hou | S | 1 | 0 | 1 | 0.0 | 0.0 | 0 | 0 | 0 | 0 | 0 | 0 | 0 | 0 | 0 | 0 | 0 |
| Dec 22 | NO | S | 4 | 4 | 0 | 0.0 | 0.0 | 0 | 1 | 0 | 0 | 0 | 0 | 2 | 0 | 0 | 0 | 0 |
| Dec 29 | @ Hou | S | 6 | 5 | 1 | 0.0 | 0.0 | 0 | 0 | 0 | 0 | 0 | 0 | 0 | 0 | 0 | 0 | 0 |
| 2019 Totals: | | | 4 | 13 | 10 | 3 | 0.0 | 0.0 | 0 | 1 | 0 | 0 | 0 | 2 | 0 | 0 | 0 | 0 |
| Jan 4 | @ NE | S | 4 | 4 | 0 | 0.0 | 0 | 0 | 0 | 0 | 0 | 0 | 0 | 2 | 0 | 0 | 0 | 0 |
| Jan 11 | @ Bal | S | 4 | 4 | 0 | 0.0 | 0 | 0 | 0 | 0 | 0 | 0 | 0 | 1 | 0 | 0 | 0 | 0 |
| Jan 19 | @ KC | S | 2 | 2 | 0 | 0.0 | 0 | 0 | 0 | 0 | 0 | 0 | 0 | 0 | 0 | 0 | 0 | 0 |
| Playoff Totals: | | | 3 | 10 | 10 | 0 | 0.0 | 0 | 0 | 0 | 0 | 0 | 0 | 3 | 0 | 0 | 0 | 0 |

JAYON BROWN (LB)

| Date | Opp | GP / GS | TACKLES . . . | | | | | | | INTERCEPTIONS . . . | | | | | FUMBLES . . . | | | |
|------------------------|-------|---------|---------------|------------|-----------|-----------|------------|------------|----------|---------------------|----------|----------|----------|----------|---------------|----------|------------|----------|
| | | | Tot | Solo | Asst | Sk | Yds | QBP | TFL | No | Yds | Lg | TD | PD | FF | FR | Yds | SpT |
| Sept 8 | @ Cle | S | 3 | 2 | 1 | 0.0 | 0.0 | 1 | 0 | 0 | 0 | 0 | 0 | 2 | 0 | 0 | 0 | 0 |
| Sept 15 | Ind | S | 10 | 8 | 2 | 0.0 | 0.0 | 0 | 0 | 0 | 0 | 0 | 0 | 1 | 0 | 0 | 0 | 0 |
| Sept 19 | @ Jax | S | 11 | 9 | 2 | 0.0 | 0.0 | 1 | 1 | 0 | 0 | 0 | 0 | 0 | 0 | 0 | 0 | 0 |
| Sept 29 | @ Atl | S | 9 | 6 | 3 | 1.0 | 1.0 | 3 | 1 | 0 | 0 | 0 | 0 | 1 | 0 | 0 | 0 | 0 |
| Oct 6 | Buf | S | 8 | 7 | 1 | 0.0 | 0.0 | 0 | 0 | 0 | 0 | 0 | 0 | 0 | 0 | 0 | 0 | 0 |
| Oct 13 | @ Den | S | 1 | 1 | 0 | 0.0 | 0.0 | 0 | 0 | 0 | 0 | 0 | 0 | 0 | 0 | 0 | 0 | 0 |
| Oct 20 | LAC | IA | 0 | 0 | 0 | 0.0 | 0.0 | 0 | 0 | 0 | 0 | 0 | 0 | 0 | 0 | 0 | 0 | 0 |
| Oct 27 | TB | S | 7 | 7 | 0 | 0.0 | 0.0 | 0 | 0 | 0 | 0 | 0 | 0 | 3 | 0 | 0 | 0 | 0 |
| Nov 3 | @ Car | S | 9 | 7 | 2 | 0.0 | 0.0 | 0 | 0 | 0 | 0 | 0 | 0 | 0 | 0 | 0 | 0 | 0 |
| Nov 10 | KC | IA | 0 | 0 | 0 | 0.0 | 0.0 | 0 | 0 | 0 | 0 | 0 | 0 | 0 | 0 | 0 | 0 | 0 |
| Nov 24 | Jax | S | 16 | 11 | 5 | 0.0 | 0.0 | 1 | 0 | 0 | 0 | 0 | 0 | 0 | 0 | 0 | 0 | 0 |
| Dec 1 | @ Ind | S | 10 | 7 | 3 | 0.0 | 0.0 | 0 | 0 | 0 | 0 | 0 | 0 | 1 | 0 | 0 | 0 | 0 |
| Dec 8 | @ Oak | S | 7 | 3 | 4 | 0.0 | 0.0 | 0 | 1 | 0 | 0 | 0 | 0 | 0 | 0 | 1 | 47t | 0 |
| Dec 15 | Hou | S | 11 | 8 | 3 | 0.0 | 0.0 | 0 | 0 | 1 | 0 | 0 | 0 | 1 | 0 | 0 | 0 | 0 |
| Dec 22 | NO | S | 11 | 10 | 1 | 0.0 | 0.0 | 1 | 1 | 0 | 0 | 0 | 0 | 0 | 0 | 0 | 0 | 0 |
| Dec 29 | @ Hou | S | 4 | 3 | 1 | 0.0 | 0.0 | 0 | 0 | 0 | 0 | 0 | 0 | 0 | 0 | 0 | 0 | 0 |
| 2019 Totals: | | | 14 | 117 | 89 | 28 | 1.0 | 1.0 | 7 | 4 | 1 | 0 | 0 | 9 | 0 | 1 | 47t | 0 |
| Jan 4 | @ NE | S | 3 | 3 | 0 | 0.0 | 0 | 0 | 0 | 0 | 0 | 0 | 0 | 0 | 0 | 0 | 0 | 0 |
| Jan 11 | @ Bal | IA | 0 | 0 | 0 | 0.0 | 0 | 0 | 0 | 0 | 0 | 0 | 0 | 0 | 0 | 0 | 0 | 0 |
| Jan 19 | @ KC | S | 5 | 5 | 0 | 0.0 | 0 | 0 | 0 | 0 | 0 | 0 | 0 | 1 | 0 | 0 | 0 | 0 |
| Playoff Totals: | | | 2 | 8 | 8 | 0 | 0.0 | 0 | 0 | 0 | 0 | 0 | 0 | 1 | 0 | 0 | 0 | 0 |

2019 TENNESSEE TITANS INDIVIDUAL GAME-BY-GAME DEFENSIVE STATISTICS

MALCOLM BUTLER (CB)

| Date | Opp | GP / GS | TACKLES . . . | | | | | | | INTERCEPTIONS . . . | | | | | FUMBLES . . . | | | SpT |
|-----------------|-------|---------|-----------------|------|------|-----|-----|-----|-----|---------------------|-----|-----|----|----|---------------|----|-----|-----|
| | | | Tot | Solo | Asst | Sk | Yds | QBP | TFL | No | Yds | Lg | TD | PD | FF | FR | Yds | |
| Sept 8 | @ Cle | S | 5 | 3 | 2 | 0.0 | 0.0 | 0 | 0 | 1 | 38 | 38t | 1 | 1 | 0 | 0 | 0 | 0 |
| Sept 15 | Ind | S | 7 | 5 | 2 | 0.0 | 0.0 | 0 | 0 | 0 | 0 | 0 | 0 | 1 | 0 | 0 | 0 | 0 |
| Sept 19 | @ Jax | S | 0 | 0 | 0 | 0.0 | 0.0 | 0 | 0 | 0 | 0 | 0 | 0 | 1 | 0 | 0 | 0 | 0 |
| Sept 29 | @ Atl | S | 6 | 6 | 0 | 0.0 | 0.0 | 0 | 0 | 0 | 0 | 0 | 0 | 1 | 0 | 0 | 0 | 0 |
| Oct 6 | Buf | S | 4 | 3 | 1 | 0.0 | 0.0 | 0 | 0 | 0 | 0 | 0 | 0 | 0 | 0 | 0 | 0 | 0 |
| Oct 13 | @ Den | S | 2 | 1 | 1 | 0.0 | 0.0 | 0 | 0 | 0 | 0 | 0 | 0 | 2 | 0 | 0 | 0 | 0 |
| Oct 20 | LAC | S | 5 | 4 | 1 | 0.0 | 0.0 | 0 | 0 | 0 | 0 | 0 | 0 | 1 | 0 | 0 | 0 | 0 |
| Oct 27 | TB | S | 1 | 1 | 0 | 0.0 | 0.0 | 0 | 0 | 1 | 23 | 23 | 0 | 1 | 0 | 0 | 0 | 0 |
| Nov 3 | @ Car | S | 0 | 0 | 0 | 0.0 | 0.0 | 0 | 0 | 0 | 0 | 0 | 0 | 2 | 0 | 0 | 0 | 0 |
| Nov 10 | KC | | Injured Reserve | | | | | | | | | | | | | | | |
| Nov 24 | Jax | | Injured Reserve | | | | | | | | | | | | | | | |
| Dec 1 | @ Ind | | Injured Reserve | | | | | | | | | | | | | | | |
| Dec 8 | @ Oak | | Injured Reserve | | | | | | | | | | | | | | | |
| Dec 15 | Hou | | Injured Reserve | | | | | | | | | | | | | | | |
| Dec 22 | NO | | Injured Reserve | | | | | | | | | | | | | | | |
| Dec 29 | @ Hou | | Injured Reserve | | | | | | | | | | | | | | | |
| 2019 Totals: | | 9 / 9 | 30 | 23 | 7 | 0.0 | 0.0 | 0 | 0 | 2 | 61 | 38t | 1 | 10 | 0 | 0 | 0 | 0 |
| Jan 4 | @ NE | | Injured Reserve | | | | | | | | | | | | | | | |
| Jan 11 | @ Bal | | Injured Reserve | | | | | | | | | | | | | | | |
| Jan 19 | @ KC | | Injured Reserve | | | | | | | | | | | | | | | |
| Playoff Totals: | | 0 / 0 | 0 | 0 | 0 | 0.0 | 0 | 0 | 0 | 0 | 0 | 0 | 0 | 0 | 0 | 0 | 0 | 0 |

KEVIN BYARD (S)

| Date | Opp | GP / GS | TACKLES . . . | | | | | | | INTERCEPTIONS . . . | | | | | FUMBLES . . . | | | SpT |
|-----------------|-------|---------|---------------|------|------|-----|-----|-----|-----|---------------------|-----|----|----|----|---------------|----|-----|-----|
| | | | Tot | Solo | Asst | Sk | Yds | QBP | TFL | No | Yds | Lg | TD | PD | FF | FR | Yds | |
| Sept 8 | @ Cle | S | 7 | 3 | 4 | 0.0 | 0.0 | 0 | 0 | 1 | 28 | 28 | 0 | 1 | 0 | 0 | 0 | 0 |
| Sept 15 | Ind | S | 4 | 4 | 0 | 0.0 | 0.0 | 0 | 0 | 0 | 0 | 0 | 0 | 0 | 0 | 0 | 0 | 1 |
| Sept 19 | @ Jax | S | 5 | 4 | 1 | 0.0 | 0.0 | 0 | 1 | 0 | 0 | 0 | 0 | 0 | 0 | 0 | 0 | 0 |
| Sept 29 | @ Atl | S | 8 | 5 | 3 | 0.0 | 0.0 | 0 | 0 | 0 | 0 | 0 | 0 | 2 | 0 | 0 | 0 | 0 |
| Oct 6 | Buf | S | 7 | 5 | 2 | 0.0 | 0.0 | 0 | 0 | 1 | 5 | 5 | 0 | 2 | 0 | 0 | 0 | 0 |
| Oct 13 | @ Den | S | 3 | 3 | 0 | 0.0 | 0.0 | 0 | 0 | 1 | 25 | 25 | 0 | 1 | 0 | 0 | 0 | 1 |
| Oct 20 | LAC | S | 8 | 4 | 4 | 0.0 | 0.0 | 0 | 0 | 0 | 0 | 0 | 0 | 1 | 0 | 0 | 0 | 0 |
| Oct 27 | TB | S | 3 | 3 | 0 | 0.0 | 0.0 | 0 | 1 | 0 | 0 | 0 | 0 | 0 | 0 | 0 | 0 | 0 |
| Nov 3 | @ Car | S | 6 | 3 | 3 | 0.0 | 0.0 | 0 | 0 | 0 | 0 | 0 | 0 | 1 | 0 | 0 | 0 | 1 |
| Nov 10 | KC | S | 6 | 5 | 1 | 0.0 | 0.0 | 0 | 0 | 0 | 0 | 0 | 0 | 0 | 0 | 0 | 0 | 0 |
| Nov 24 | Jax | S | 11 | 4 | 7 | 0.0 | 0.0 | 0 | 0 | 0 | 0 | 0 | 0 | 0 | 0 | 0 | 0 | 1 |
| Dec 1 | @ Ind | S | 4 | 1 | 3 | 0.0 | 0.0 | 1 | 0 | 1 | 21 | 21 | 0 | 1 | 0 | 0 | 0 | 0 |
| Dec 8 | @ Oak | S | 8 | 5 | 3 | 0.0 | 0.0 | 0 | 0 | 0 | 0 | 0 | 0 | 0 | 0 | 0 | 0 | 0 |
| Dec 15 | Hou | S | 2 | 1 | 1 | 0.0 | 0.0 | 0 | 0 | 0 | 0 | 0 | 0 | 0 | 0 | 0 | 0 | 0 |
| Dec 22 | NO | S | 3 | 3 | 0 | 0.0 | 0.0 | 0 | 0 | 0 | 0 | 0 | 0 | 0 | 0 | 0 | 0 | 1 |
| Dec 29 | @ Hou | S | 6 | 4 | 2 | 0.0 | 0.0 | 0 | 0 | 1 | 0 | 0 | 0 | 1 | 0 | 0 | 0 | 0 |
| 2019 Totals: | | 16 / 16 | 91 | 57 | 34 | 0.0 | 0.0 | 1 | 2 | 5 | 79 | 28 | 0 | 10 | 0 | 0 | 0 | 5 |
| Jan 4 | @ NE | S | 5 | 4 | 1 | 0.0 | 0 | 0 | 0 | 0 | 0 | 0 | 0 | 0 | 0 | 0 | 0 | 1 |
| Jan 11 | @ Bal | S | 11 | 8 | 3 | 0.0 | 0 | 0 | 0 | 1 | 31 | 31 | 0 | 1 | 0 | 0 | 0 | 0 |
| Jan 19 | @ KC | S | 4 | 3 | 1 | 0.0 | 0 | 0 | 0 | 0 | 0 | 0 | 0 | 0 | 0 | 0 | 0 | 0 |
| Playoff Totals: | | 3 / 3 | 20 | 15 | 5 | 0.0 | 0 | 0 | 0 | 1 | 31 | 31 | 0 | 1 | 0 | 0 | 0 | 1 |

JURRELL CASEY (DT)

| Date | Opp | GP / GS | TACKLES . . . | | | | | | | INTERCEPTIONS . . . | | | | | FUMBLES . . . | | | SpT |
|-----------------|-------|---------|---------------|------|------|-----|------|-----|-----|---------------------|-----|----|----|----|---------------|----|-----|-----|
| | | | Tot | Solo | Asst | Sk | Yds | QBP | TFL | No | Yds | Lg | TD | PD | FF | FR | Yds | |
| Sept 8 | @ Cle | S | 2 | 1 | 1 | 0.0 | 0.0 | 4 | 0 | 0 | 0 | 0 | 0 | 0 | 0 | 0 | 0 | 0 |
| Sept 15 | Ind | S | 5 | 3 | 2 | 0.0 | 0.0 | 0 | 0 | 0 | 0 | 0 | 0 | 0 | 0 | 0 | 0 | 0 |
| Sept 19 | @ Jax | S | 6 | 4 | 2 | 0.0 | 0.0 | 3 | 0 | 0 | 0 | 0 | 0 | 0 | 0 | 0 | 0 | 0 |
| Sept 29 | @ Atl | S | 6 | 4 | 2 | 1.0 | 12.0 | 4 | 0 | 0 | 0 | 0 | 0 | 0 | 1 | 1 | 0 | 0 |
| Oct 6 | Buf | S | 2 | 1 | 1 | 0.0 | 0.0 | 4 | 0 | 0 | 0 | 0 | 0 | 0 | 0 | 0 | 0 | 0 |
| Oct 13 | @ Den | S | 6 | 5 | 1 | 0.0 | 0.0 | 1 | 0 | 0 | 0 | 0 | 0 | 0 | 0 | 0 | 0 | 0 |
| Oct 20 | LAC | S | 1 | 0 | 1 | 0.0 | 0.0 | 2 | 0 | 0 | 0 | 0 | 0 | 0 | 0 | 1 | 0 | 0 |
| Oct 27 | TB | S | 7 | 5 | 2 | 1.0 | 5.0 | 3 | 1 | 0 | 0 | 0 | 0 | 0 | 0 | 0 | 0 | 0 |
| Nov 3 | @ Car | IA | 0 | 0 | 0 | 0.0 | 0.0 | 0 | 0 | 0 | 0 | 0 | 0 | 0 | 0 | 0 | 0 | 0 |
| Nov 10 | KC | IA | 0 | 0 | 0 | 0.0 | 0.0 | 0 | 0 | 0 | 0 | 0 | 0 | 0 | 0 | 0 | 0 | 0 |
| Nov 24 | Jax | S | 3 | 2 | 1 | 0.0 | 0.0 | 2 | 0 | 0 | 0 | 0 | 0 | 0 | 0 | 0 | 0 | 0 |
| Dec 1 | @ Ind | S | 6 | 4 | 2 | 1.0 | 7.0 | 1 | 0 | 0 | 0 | 0 | 0 | 0 | 0 | 0 | 0 | 0 |
| Dec 8 | @ Oak | S | 5 | 3 | 2 | 0.0 | 0.0 | 4 | 2 | 0 | 0 | 0 | 0 | 0 | 0 | 0 | 0 | 0 |
| Dec 15 | Hou | S | 3 | 1 | 2 | 0.0 | 0.0 | 1 | 0 | 0 | 0 | 0 | 0 | 0 | 0 | 0 | 0 | 0 |
| Dec 22 | NO | S | 4 | 4 | 0 | 1.0 | 9.0 | 1 | 0 | 0 | 0 | 0 | 0 | 0 | 0 | 0 | 0 | 0 |
| Dec 29 | @ Hou | S | 5 | 4 | 1 | 1.0 | 9.0 | 0 | 0 | 0 | 0 | 0 | 0 | 0 | 0 | 0 | 0 | 0 |
| 2019 Totals: | | 14 / 14 | 61 | 41 | 20 | 5.0 | 42.0 | 30 | 3 | 0 | 0 | 0 | 0 | 0 | 1 | 2 | 0 | 0 |
| Jan 4 | @ NE | S | 3 | 2 | 1 | 0.0 | 0 | 1 | 0 | 0 | 0 | 0 | 0 | 0 | 0 | 0 | 0 | 0 |
| Jan 11 | @ Bal | S | 6 | 4 | 2 | 2.0 | 13 | 3 | 0 | 0 | 0 | 0 | 0 | 0 | 1 | 0 | 0 | 0 |
| Jan 19 | @ KC | S | 2 | 0 | 2 | 0.5 | 0 | 1 | 0 | 0 | 0 | 0 | 0 | 0 | 0 | 0 | 0 | 0 |
| Playoff Totals: | | 3 / 3 | 11 | 6 | 5 | 2.5 | 13 | 5 | 0 | 0 | 0 | 0 | 0 | 0 | 1 | 0 | 0 | 0 |

2019 TENNESSEE TITANS INDIVIDUAL GAME-BY-GAME DEFENSIVE STATISTICS

KAMALEI CORREA (OLB)

[illegible]

DANE CRUIKSHANK (DB)

| | | | TACKLES ... | | | | | | | INTERCEPTIONS ... | | | | | FUMBLES ... | | | |
|-----------------|-------|---------|-------------|------|------|-----|-----|-----|-----|-------------------|-----|----|----|----|-------------|----|-----|-----|
| Date | Opp | GP / GS | Tot | Solo | Asst | Sk | Yds | QBP | TFL | No | Yds | Lg | TD | PD | FF | FR | Yds | SpT |
| Sept 8 | @ Cle | p | 0 | 0 | 0 | 0.0 | 0.0 | 0 | 0 | 0 | 0 | 0 | 0 | 0 | 0 | 0 | 0 | 0 |
| Sept 15 | Ind | p | 0 | 0 | 0 | 0.0 | 0.0 | 0 | 0 | 0 | 0 | 0 | 0 | 0 | 0 | 0 | 0 | 2 |
| Sept 19 | @ Jax | p | 0 | 0 | 0 | 0.0 | 0.0 | 0 | 0 | 0 | 0 | 0 | 0 | 0 | 0 | 0 | 0 | 0 |
| Sept 29 | @ Atl | p | 0 | 0 | 0 | 0.0 | 0.0 | 0 | 0 | 0 | 0 | 0 | 0 | 0 | 0 | 0 | 0 | 0 |
| Oct 6 | Buf | p | 0 | 0 | 0 | 0.0 | 0.0 | 0 | 0 | 0 | 0 | 0 | 0 | 0 | 0 | 0 | 0 | 1 |
| Oct 13 | @ Den | p | 0 | 0 | 0 | 0.0 | 0.0 | 0 | 0 | 0 | 0 | 0 | 0 | 0 | 0 | 0 | 0 | 1 |
| Oct 20 | LAC | p | 0 | 0 | 0 | 0.0 | 0.0 | 0 | 0 | 0 | 0 | 0 | 0 | 0 | 0 | 0 | 0 | 0 |
| Oct 27 | TB | p | 0 | 0 | 0 | 0.0 | 0.0 | 0 | 0 | 0 | 0 | 0 | 0 | 0 | 0 | 0 | 0 | 0 |
| Nov 3 | @ Car | p | 0 | 0 | 0 | 0.0 | 0.0 | 0 | 0 | 0 | 0 | 0 | 0 | 0 | 0 | 0 | 0 | 2 |
| Nov 10 | KC | p | 0 | 0 | 0 | 0.0 | 0.0 | 0 | 0 | 0 | 0 | 0 | 0 | 0 | 0 | 0 | 0 | 0 |
| Nov 24 | Jax | p | 0 | 0 | 0 | 0.0 | 0.0 | 0 | 0 | 0 | 0 | 0 | 0 | 0 | 0 | 0 | 0 | 2 |
| Dec 1 | @ Ind | p | 0 | 0 | 0 | 0.0 | 0.0 | 0 | 0 | 0 | 0 | 0 | 0 | 0 | 0 | 0 | 0 | 0 |
| Dec 8 | @ Oak | p | 0 | 0 | 0 | 0.0 | 0.0 | 0 | 0 | 0 | 0 | 0 | 0 | 0 | 0 | 0 | 0 | 1 |
| Dec 15 | Hou | p | 0 | 0 | 0 | 0.0 | 0.0 | 0 | 0 | 0 | 0 | 0 | 0 | 0 | 0 | 0 | 0 | 0 |
| Dec 22 | NO | p | 0 | 0 | 0 | 0.0 | 0.0 | 0 | 0 | 0 | 0 | 0 | 0 | 0 | 0 | 0 | 0 | 1 |
| Dec 29 | @ Hou | p | 0 | 0 | 0 | 0.0 | 0.0 | 0 | 0 | 0 | 0 | 0 | 0 | 0 | 0 | 0 | 0 | 0 |
| 2019 Totals: | | 16 / 0 | 0 | 0 | 0 | 0.0 | 0.0 | 0 | 0 | 0 | 0 | 0 | 0 | 0 | 0 | 0 | 0 | 10 |
| Jan 4 | @ NE | p | 0 | 0 | 0 | 0.0 | 0 | 0 | 0 | 0 | 0 | 0 | 0 | 0 | 0 | 0 | 0 | 0 |
| Jan 11 | @ Bal | p | 0 | 0 | 0 | 0.0 | 0 | 0 | 0 | 0 | 0 | 0 | 0 | 1 | 0 | 0 | 0 | 0 |
| Jan 19 | @ KC | p | 0 | 0 | 0 | 0.0 | 0 | 0 | 0 | 0 | 0 | 0 | 0 | 0 | 0 | 0 | 0 | 0 |
| Playoff Totals: | | 3 / 0 | 0 | 0 | 0 | 0.0 | 0 | 0 | 0 | 0 | 0 | 0 | 0 | 1 | 0 | 0 | 0 | 0 |

MATT DICKERSON (DE)

[illegible]

2019 TENNESSEE TITANS INDIVIDUAL GAME-BY-GAME DEFENSIVE STATISTICS

RASHAAN EVANS (LB)

| | | | TACKLES ... | | | | | | | INTERCEPTIONS ... | | | | | FUMBLES ... | | | |
|-----------------|-------|---------|-------------|------|------|-----|------|-----|-----|-------------------|-----|----|----|----|-------------|----|-----|-----|
| Date | Opp | GP / GS | Tot | Solo | Asst | Sk | Yds | QBP | TFL | No | Yds | Lg | TD | PD | FF | FR | Yds | SpT |
| Sept 8 | @ Cle | S | 8 | 6 | 2 | 0.0 | 0.0 | 0 | 0 | 0 | 0 | 0 | 0 | 1 | 0 | 0 | 0 | 0 |
| Sept 15 | Ind | S | 6 | 4 | 2 | 0.0 | 0.0 | 0 | 1 | 0 | 0 | 0 | 0 | 0 | 0 | 0 | 0 | 0 |
| Sept 19 | @ Jax | S | 7 | 2 | 5 | 0.0 | 0.0 | 1 | 0 | 0 | 0 | 0 | 0 | 0 | 0 | 0 | 0 | 0 |
| Sept 29 | @ Atl | S | 10 | 8 | 2 | 0.5 | 2.5 | 2 | 1 | 0 | 0 | 0 | 0 | 0 | 0 | 0 | 0 | 0 |
| Oct 6 | Buf | S | 10 | 8 | 2 | 0.0 | 0.0 | 0 | 1 | 0 | 0 | 0 | 0 | 0 | 0 | 0 | 0 | 0 |
| Oct 13 | @ Den | S | 11 | 7 | 4 | 0.0 | 0.0 | 0 | 0 | 0 | 0 | 0 | 0 | 0 | 0 | 0 | 0 | 0 |
| Oct 20 | LAC | S | 11 | 8 | 3 | 0.0 | 0.0 | 1 | 1 | 0 | 0 | 0 | 0 | 0 | 0 | 0 | 0 | 0 |
| Oct 27 | TB | S | 14 | 6 | 8 | 0.0 | 0.0 | 0 | 1 | 0 | 0 | 0 | 0 | 0 | 0 | 0 | 0 | 0 |
| Nov 3 | @ Car | S | 12 | 9 | 3 | 0.0 | 0.0 | 1 | 0 | 0 | 0 | 0 | 0 | 0 | 0 | 0 | 0 | 0 |
| Nov 10 | KC | S | 7 | 3 | 4 | 1.0 | 5.0 | 2 | 2 | 0 | 0 | 0 | 0 | 0 | 0 | 1 | 53t | 0 |
| Nov 24 | Jax | S | 3 | 1 | 2 | 1.0 | 6.0 | 1 | 1 | 0 | 0 | 0 | 0 | 0 | 0 | 0 | 0 | 0 |
| Dec 1 | @ Ind | S | 4 | 2 | 2 | 0.0 | 0.0 | 1 | 0 | 0 | 0 | 0 | 0 | 0 | 0 | 0 | 0 | 0 |
| Dec 8 | @ Oak | S | 7 | 5 | 2 | 0.0 | 0.0 | 0 | 0 | 0 | 0 | 0 | 0 | 0 | 0 | 0 | 0 | 0 |
| Dec 15 | Hou | S | 12 | 5 | 7 | 0.0 | 0.0 | 2 | 0 | 0 | 0 | 0 | 0 | 0 | 0 | 0 | 0 | 0 |
| Dec 22 | NO | S | 10 | 6 | 4 | 0.0 | 0.0 | 0 | 2 | 0 | 0 | 0 | 0 | 0 | 0 | 0 | 0 | 0 |
| Dec 29 | @ Hou | S | 7 | 4 | 3 | 0.0 | 0.0 | 0 | 1 | 0 | 0 | 0 | 0 | 0 | 0 | 0 | 0 | 0 |
| 2019 Totals: | | 16 / 16 | 139 | 84 | 55 | 2.5 | 13.5 | 11 | 11 | 0 | 0 | 0 | 0 | 1 | 0 | 1 | 53t | 0 |
| Jan 4 | @ NE | S | 12 | 8 | 4 | 0.0 | 0 | 0 | 3 | 0 | 0 | 0 | 0 | 0 | 0 | 0 | 0 | 0 |
| Jan 11 | @ Bal | S | 9 | 8 | 1 | 0.0 | 0 | 2 | 0 | 0 | 0 | 0 | 0 | 0 | 0 | 0 | 0 | 0 |
| Jan 19 | @ Cle | S | 1 | 0 | 1 | 0.0 | 0 | 0 | 0 | 0 | 0 | 0 | 0 | 0 | 0 | 0 | 0 | 0 |
| Playoff Totals: | | 3 / 3 | 22 | 16 | 6 | 0.0 | 0 | 2 | 3 | 0 | 0 | 0 | 0 | 0 | 0 | 0 | 0 | 0 |

SHARIF FINCH (OLB)

[illegible]

REGGIE GILBERT (OLB)

[illegible]

2019 TENNESSEE TITANS INDIVIDUAL GAME-BY-GAME DEFENSIVE STATISTICS

NIGEL HARRIS (LB)

[illegible]

AMANI HOOKER (DB)

[illegible]

JOEY IVIE (DT)

[illegible]

2019 TENNESSEE TITANS INDIVIDUAL GAME-BY-GAME DEFENSIVE STATISTICS

ADOREE' JACKSON (CB)

| Date | Opp | GP / GS | TACKLES . . . | | | | | | | INTERCEPTIONS . . . | | | | | FUMBLES . . . | | | SpT |
|-----------------|-------|---------|---------------|------|------|-----|-----|-----|-----|---------------------|-----|----|----|----|---------------|----|-----|-----|
| | | | Tot | Solo | Asst | Sk | Yds | QBP | TFL | No | Yds | Lg | TD | PD | FF | FR | Yds | |
| Sept 8 | @ Cle | S | 5 | 4 | 1 | 0.0 | 0.0 | 0 | 0 | 0 | 0 | 0 | 0 | 0 | 0 | 0 | 0 | 0 |
| Sept 15 | Ind | S | 1 | 1 | 0 | 0.0 | 0.0 | 0 | 0 | 0 | 0 | 0 | 0 | 0 | 0 | 0 | 0 | 0 |
| Sept 19 | @ Jax | p | 2 | 2 | 0 | 0.0 | 0.0 | 0 | 0 | 0 | 0 | 0 | 0 | 0 | 0 | 0 | 0 | 0 |
| Sept 29 | @ Atl | S | 4 | 4 | 0 | 0.0 | 0.0 | 0 | 0 | 0 | 0 | 0 | 0 | 1 | 0 | 0 | 0 | 0 |
| Oct 6 | Buf | S | 2 | 2 | 0 | 0.0 | 0.0 | 0 | 0 | 0 | 0 | 0 | 0 | 1 | 0 | 0 | 0 | 0 |
| Oct 13 | @ Den | S | 3 | 3 | 0 | 0.0 | 0.0 | 0 | 0 | 0 | 0 | 0 | 0 | 0 | 0 | 0 | 0 | 0 |
| Oct 20 | LAC | S | 2 | 1 | 1 | 0.0 | 0.0 | 0 | 0 | 0 | 0 | 0 | 0 | 0 | 0 | 0 | 0 | 0 |
| Oct 27 | TB | IA | 0 | 0 | 0 | 0.0 | 0.0 | 0 | 0 | 0 | 0 | 0 | 0 | 0 | 0 | 0 | 0 | 0 |
| Nov 3 | @ Car | S | 3 | 3 | 0 | 0.0 | 0.0 | 0 | 1 | 0 | 0 | 0 | 0 | 2 | 0 | 0 | 0 | 0 |
| Nov 10 | KC | S | 7 | 7 | 0 | 0.0 | 0.0 | 0 | 0 | 0 | 0 | 0 | 0 | 2 | 0 | 0 | 0 | 0 |
| Nov 24 | Jax | S | 10 | 8 | 2 | 0.0 | 0.0 | 0 | 1 | 0 | 0 | 0 | 0 | 1 | 0 | 0 | 0 | 0 |
| Dec 1 | @ Ind | S | 1 | 1 | 0 | 0.0 | 0.0 | 0 | 0 | 0 | 0 | 0 | 0 | 0 | 0 | 0 | 0 | 0 |
| Dec 8 | @ Oak | IA | 0 | 0 | 0 | 0.0 | 0.0 | 0 | 0 | 0 | 0 | 0 | 0 | 0 | 0 | 0 | 0 | 0 |
| Dec 15 | Hou | IA | 0 | 0 | 0 | 0.0 | 0.0 | 0 | 0 | 0 | 0 | 0 | 0 | 0 | 0 | 0 | 0 | 0 |
| Dec 22 | NO | IA | 0 | 0 | 0 | 0.0 | 0.0 | 0 | 0 | 0 | 0 | 0 | 0 | 0 | 0 | 0 | 0 | 0 |
| Dec 29 | @ Hou | IA | 0 | 0 | 0 | 0.0 | 0.0 | 0 | 0 | 0 | 0 | 0 | 0 | 0 | 0 | 0 | 0 | 0 |
| 2019 Totals: | | | 11 | 10 | 40 | 36 | 4 | 0.0 | 0.0 | 0 | 2 | 0 | 0 | 7 | 0 | 0 | 0 | 0 |
| Jan 4 | @ NE | S | 2 | 2 | 0 | 0.0 | 0 | 0 | 0 | 0 | 0 | 0 | 0 | 2 | 0 | 0 | 0 | 0 |
| Jan 11 | @ Bal | S | 3 | 3 | 0 | 0.0 | 0 | 0 | 0 | 0 | 0 | 0 | 0 | 4 | 0 | 0 | 0 | 0 |
| Jan 19 | @ KC | S | 4 | 4 | 0 | 0.0 | 0 | 0 | 0 | 0 | 0 | 0 | 0 | 0 | 0 | 0 | 0 | 0 |
| Playoff Totals: | | | 3 | 3 | 9 | 9 | 0 | 0.0 | 0 | 0 | 0 | 0 | 0 | 6 | 0 | 0 | 0 | 0 |

AUSTIN JOHNSON (DL)

| Date | Opp | GP / GS | TACKLES . . . | | | | | | | INTERCEPTIONS . . . | | | | | FUMBLES . . . | | | SpT |
|-----------------|-------|---------|---------------|------|------|-----|-----|-----|-----|---------------------|-----|----|----|----|---------------|----|-----|-----|
| | | | Tot | Solo | Asst | Sk | Yds | QBP | TFL | No | Yds | Lg | TD | PD | FF | FR | Yds | |
| Sept 8 | @ Cle | p | 3 | 2 | 1 | 0.0 | 0.0 | 0 | 0 | 0 | 0 | 0 | 0 | 0 | 0 | 0 | 0 | 0 |
| Sept 15 | Ind | p | 0 | 0 | 0 | 0.0 | 0.0 | 0 | 0 | 0 | 0 | 0 | 0 | 0 | 0 | 0 | 0 | 0 |
| Sept 19 | @ Jax | p | 0 | 0 | 0 | 0.0 | 0.0 | 1 | 0 | 0 | 0 | 0 | 0 | 0 | 0 | 0 | 0 | 0 |
| Sept 29 | @ Atl | p | 0 | 0 | 0 | 0.0 | 0.0 | 0 | 0 | 0 | 0 | 0 | 0 | 0 | 0 | 0 | 0 | 0 |
| Oct 6 | Buf | p | 1 | 1 | 0 | 0.0 | 0.0 | 0 | 0 | 0 | 0 | 0 | 0 | 0 | 0 | 0 | 0 | 0 |
| Oct 13 | @ Den | p | 2 | 0 | 2 | 0.0 | 0.0 | 0 | 0 | 0 | 0 | 0 | 0 | 0 | 0 | 0 | 0 | 0 |
| Oct 20 | LAC | p | 2 | 0 | 2 | 0.0 | 0.0 | 0 | 0 | 0 | 0 | 0 | 0 | 0 | 0 | 0 | 0 | 0 |
| Oct 27 | TB | p | 1 | 1 | 0 | 0.0 | 0.0 | 0 | 0 | 0 | 0 | 0 | 0 | 0 | 0 | 0 | 0 | 0 |
| Nov 3 | @ Car | p | 4 | 1 | 3 | 0.0 | 0.0 | 0 | 0 | 0 | 0 | 0 | 0 | 1 | 0 | 0 | 0 | 0 |
| Nov 10 | KC | p | 3 | 1 | 2 | 0.0 | 0.0 | 1 | 0 | 0 | 0 | 0 | 0 | 0 | 0 | 0 | 0 | 0 |
| Nov 24 | Jax | p | 2 | 2 | 0 | 0.0 | 0.0 | 0 | 0 | 0 | 0 | 0 | 0 | 0 | 0 | 0 | 0 | 0 |
| Dec 1 | @ Ind | p | 2 | 2 | 0 | 0.0 | 0.0 | 0 | 1 | 0 | 0 | 0 | 0 | 0 | 0 | 0 | 0 | 0 |
| Dec 8 | @ Oak | p | 2 | 1 | 1 | 0.0 | 0.0 | 1 | 0 | 0 | 0 | 0 | 0 | 0 | 0 | 0 | 0 | 0 |
| Dec 15 | Hou | p | 3 | 2 | 1 | 0.0 | 0.0 | 0 | 0 | 0 | 0 | 0 | 0 | 0 | 0 | 0 | 0 | 0 |
| Dec 22 | NO | S | 3 | 2 | 1 | 0.0 | 0.0 | 0 | 0 | 0 | 0 | 0 | 0 | 0 | 0 | 0 | 0 | 0 |
| Dec 29 | @ Hou | p | 1 | 1 | 0 | 0.0 | 0.0 | 0 | 0 | 0 | 0 | 0 | 0 | 0 | 0 | 0 | 0 | 0 |
| 2019 Totals: | | | 16 | 1 | 29 | 16 | 13 | 0.0 | 0.0 | 3 | 1 | 0 | 0 | 1 | 0 | 0 | 0 | 0 |
| Jan 4 | @ NE | p | 2 | 1 | 1 | 0.0 | 0 | 0 | 0 | 0 | 0 | 0 | 0 | 0 | 0 | 0 | 0 | 0 |
| Jan 11 | @ Bal | p | 0 | 0 | 0 | 0.0 | 0 | 0 | 0 | 0 | 0 | 0 | 0 | 0 | 0 | 0 | 0 | 0 |
| Jan 19 | @ KC | p | 0 | 0 | 0 | 0.0 | 0 | 0 | 0 | 0 | 0 | 0 | 0 | 0 | 0 | 0 | 0 | 0 |
| Playoff Totals: | | | 3 | 0 | 2 | 1 | 1 | 0.0 | 0 | 0 | 0 | 0 | 0 | 0 | 0 | 0 | 0 | 0 |

DAQUAN JONES (DL)

| Date | Opp | GP / GS | TACKLES . . . | | | | | | | INTERCEPTIONS . . . | | | | | FUMBLES . . . | | | SpT |
|-----------------|-------|---------|---------------|------|------|-----|-----|-----|-----|---------------------|-----|----|----|----|---------------|----|-----|-----|
| | | | Tot | Solo | Asst | Sk | Yds | QBP | TFL | No | Yds | Lg | TD | PD | FF | FR | Yds | |
| Sept 8 | @ Cle | S | 3 | 2 | 1 | 0.0 | 0.0 | 1 | 1 | 0 | 0 | 0 | 0 | 0 | 0 | 0 | 0 | 0 |
| Sept 15 | Ind | S | 6 | 5 | 1 | 0.0 | 0.0 | 0 | 0 | 0 | 0 | 0 | 0 | 0 | 0 | 0 | 0 | 0 |
| Sept 19 | @ Jax | S | 2 | 1 | 1 | 0.0 | 0.0 | 1 | 0 | 0 | 0 | 0 | 0 | 0 | 0 | 0 | 0 | 0 |
| Sept 29 | @ Atl | S | 1 | 0 | 1 | 0.0 | 0.0 | 4 | 0 | 0 | 0 | 0 | 0 | 0 | 0 | 0 | 0 | 0 |
| Oct 6 | Buf | S | 3 | 3 | 0 | 1.0 | 0.0 | 2 | 0 | 0 | 0 | 0 | 0 | 0 | 0 | 0 | 0 | 0 |
| Oct 13 | @ Den | S | 2 | 2 | 0 | 0.0 | 0.0 | 0 | 0 | 0 | 0 | 0 | 0 | 0 | 0 | 0 | 0 | 0 |
| Oct 20 | LAC | S | 3 | 2 | 1 | 0.0 | 0.0 | 4 | 0 | 0 | 0 | 0 | 0 | 0 | 0 | 0 | 0 | 0 |
| Oct 27 | TB | S | 4 | 3 | 1 | 0.0 | 0.0 | 0 | 0 | 0 | 0 | 0 | 0 | 1 | 0 | 0 | 0 | 0 |
| Nov 3 | @ Car | S | 6 | 3 | 3 | 0.0 | 0.0 | 1 | 0 | 0 | 0 | 0 | 0 | 1 | 0 | 0 | 0 | 0 |
| Nov 10 | KC | S | 3 | 2 | 1 | 0.0 | 0.0 | 1 | 0 | 0 | 0 | 0 | 0 | 0 | 0 | 0 | 0 | 0 |
| Nov 24 | Jax | S | 2 | 2 | 0 | 0.0 | 0.0 | 1 | 0 | 0 | 0 | 0 | 0 | 1 | 0 | 0 | 0 | 0 |
| Dec 1 | @ Ind | S | 3 | 2 | 1 | 0.0 | 0.0 | 2 | 0 | 0 | 0 | 0 | 0 | 0 | 0 | 0 | 0 | 0 |
| Dec 8 | @ Oak | S | 2 | 1 | 1 | 0.0 | 0.0 | 1 | 0 | 0 | 0 | 0 | 0 | 0 | 0 | 0 | 0 | 0 |
| Dec 15 | Hou | S | 5 | 4 | 1 | 0.0 | 0.0 | 1 | 0 | 0 | 0 | 0 | 0 | 0 | 0 | 0 | 0 | 0 |
| Dec 22 | NO | S | 3 | 1 | 2 | 0.0 | 0.0 | 1 | 0 | 0 | 0 | 0 | 0 | 0 | 0 | 0 | 0 | 0 |
| Dec 29 | @ Hou | S | 2 | 1 | 1 | 0.0 | 0.0 | 1 | 0 | 0 | 0 | 0 | 0 | 0 | 0 | 0 | 0 | 0 |
| 2019 Totals: | | | 16 | 16 | 50 | 34 | 16 | 1.0 | 0.0 | 21 | 1 | 0 | 0 | 3 | 0 | 0 | 0 | 0 |
| Jan 4 | @ NE | S | 3 | 1 | 2 | 0.0 | 0 | 0 | 0 | 0 | 0 | 0 | 0 | 0 | 0 | 0 | 0 | 0 |
| Jan 11 | @ Bal | S | 2 | 1 | 1 | 0.0 | 0 | 2 | 0 | 0 | 0 | 0 | 0 | 0 | 0 | 0 | 0 | 0 |
| Jan 19 | @ KC | S | 4 | 1 | 3 | 0.5 | 0 | 1 | 0 | 0 | 0 | 0 | 0 | 0 | 0 | 0 | 0 | 0 |
| Playoff Totals: | | | 3 | 3 | 9 | 3 | 6 | 0.5 | 0 | 3 | 0 | 0 | 0 | 0 | 0 | 0 | 0 | 0 |

2019 TENNESSEE TITANS INDIVIDUAL GAME-BY-GAME DEFENSIVE STATISTICS

ISAIAH MACK (DT)

[illegible]

CHRIS MILTON (CB)

[illegible]

KAREEM ORR (CB)

[illegible]

2019 TENNESSEE TITANS INDIVIDUAL GAME-BY-GAME DEFENSIVE STATISTICS

DERICK ROBERSON (OLB)

| | | | TACKLES . . . | | | | | | | INTERCEPTIONS . . . | | | | | FUMBLES . . . | | | | | |
|-----------------|-------|---------|---------------|------|------|-----|------|-----|-----|---------------------|-----|----|----|----|---------------|----|-----|-----|--|--|
| Date | Opp | GP / GS | Tot | Solo | Asst | Sk | Yds | QBP | TFL | No | Yds | Lg | TD | PD | FF | FR | Yds | SpT | | |
| Sept 8 | @ Cle | | | | | | | | | Practice Squad | | | | | | | | | | |
| Sept 15 | Ind | | | | | | | | | Practice Squad | | | | | | | | | | |
| Sept 19 | @ Jax | | | | | | | | | Practice Squad | | | | | | | | | | |
| Sept 29 | @ Atl | | | | | | | | | Practice Squad | | | | | | | | | | |
| Oct 6 | Buf | | | | | | | | | Practice Squad | | | | | | | | | | |
| Oct 13 | @ Den | | | | | | | | | Practice Squad | | | | | | | | | | |
| Oct 20 | LAC | IA | 0 | 0 | 0 | 0.0 | 0.0 | 0 | 0 | 0 | 0 | 0 | 0 | 0 | 0 | 0 | 0 | 0 | | |
| Oct 27 | TB | | | | | | | | | Practice Squad | | | | | | | | | | |
| Nov 3 | @ Car | | | | | | | | | Practice Squad | | | | | | | | | | |
| Nov 10 | KC | | | | | | | | | Practice Squad | | | | | | | | | | |
| Nov 24 | Jax | | | | | | | | | Practice Squad | | | | | | | | | | |
| Dec 1 | @ Ind | IA | 0 | 0 | 0 | 0.0 | 0.0 | 0 | 0 | 0 | 0 | 0 | 0 | 0 | 0 | 0 | 0 | 0 | | |
| Dec 8 | @ Oak | IA | 0 | 0 | 0 | 0.0 | 0.0 | 0 | 0 | 0 | 0 | 0 | 0 | 0 | 0 | 0 | 0 | 0 | | |
| Dec 15 | Hou | p | 0 | 0 | 0 | 0.0 | 0.0 | 0 | 0 | 0 | 0 | 0 | 0 | 0 | 0 | 0 | 0 | 1 | | |
| Dec 22 | NO | p | 2 | 2 | 0 | 2.0 | 15.0 | 0 | 0 | 0 | 0 | 0 | 0 | 0 | 0 | 0 | 0 | 0 | | |
| Dec 29 | @ Hou | p | 2 | 2 | 0 | 1.0 | 8.0 | 0 | 0 | 0 | 0 | 0 | 0 | 0 | 0 | 0 | 0 | 0 | | |
| 2019 Totals: | | 3 / 0 | 4 | 4 | 0 | 3.0 | 23.0 | 0 | 0 | 0 | 0 | 0 | 0 | 0 | 0 | 0 | 0 | 1 | | |
| Jan 4 | @ NE | p | 1 | 1 | 0 | 0.0 | 0 | 0 | 1 | 0 | 0 | 0 | 0 | 0 | 0 | 0 | 0 | 0 | | |
| Jan 11 | @ Bal | p | 1 | 1 | 0 | 0.0 | 0 | 1 | 0 | 0 | 0 | 0 | 0 | 0 | 0 | 0 | 0 | 0 | | |
| Jan 19 | @ KC | p | 0 | 0 | 0 | 0.0 | 0 | 2 | 0 | 0 | 0 | 0 | 0 | 0 | 0 | 0 | 0 | 2 | | |
| Playoff Totals: | | 3 / 0 | 2 | 2 | 0 | 0.0 | 0 | 3 | 1 | 0 | 0 | 0 | 0 | 0 | 0 | 0 | 0 | 2 | | |

LOGAN RYAN (CB)

| Date | Opp | GP / GS | TACKLES . . . | | | | | | | INTERCEPTIONS . . . | | | | | FUMBLES . . . | | | SpT |
|------------------------|-------|---------|---------------|-----------|------------|-----------|-----------|------------|-------------|---------------------|----------|----------|-----------|-----------|---------------|-----------|----------|----------|
| | | | Tot | Solo | Asst | Sk | Yds | QBP | TFL | No | Yds | Lg | TD | PD | FF | FR | Yds | |
| Sept 8 | @ Cle | S | 8 | 6 | 2 | 1.5 | 11.5 | 1 | 0 | 1 | 0 | 0 | 0 | 1 | 0 | 0 | 0 | 0 |
| Sept 15 | Ind | S | 4 | 1 | 3 | 0.0 | 0.0 | 0 | 0 | 1 | 0 | 0 | 0 | 2 | 0 | 0 | 0 | 0 |
| Sept 19 | @ Jax | S | 0 | 0 | 0 | 0.0 | 0.0 | 0 | 0 | 0 | 0 | 0 | 0 | 2 | 0 | 0 | 0 | 0 |
| Sept 29 | @ Atl | S | 6 | 4 | 2 | 0.0 | 0.0 | 0 | 0 | 0 | 0 | 0 | 0 | 1 | 0 | 0 | 0 | 0 |
| Oct 6 | Buf | S | 9 | 7 | 2 | 1.0 | 5.0 | 0 | 0 | 0 | 0 | 0 | 0 | 0 | 0 | 0 | 0 | 0 |
| Oct 13 | @ Den | S | 6 | 4 | 2 | 0.0 | 0.0 | 1 | 0 | 0 | 0 | 0 | 0 | 0 | 1 | 0 | 0 | 0 |
| Oct 20 | LAC | S | 9 | 7 | 2 | 0.0 | 0.0 | 0 | 1 | 0 | 0 | 0 | 0 | 3 | 1 | 0 | 0 | 0 |
| Oct 27 | TB | S | 7 | 6 | 1 | 1.0 | 7.0 | 0 | 0 | 1 | 0 | 0 | 0 | 3 | 1 | 0 | 0 | 0 |
| Nov 3 | @ Car | S | 11 | 4 | 7 | 0.0 | 0.0 | 0 | 0 | 0 | 0 | 0 | 0 | 1 | 0 | 0 | 0 | 0 |
| Nov 10 | KC | S | 13 | 10 | 3 | 0.0 | 0.0 | 0 | 1 | 0 | 0 | 0 | 0 | 3 | 0 | 0 | 0 | 0 |
| Nov 24 | Jax | S | 7 | 4 | 3 | 0.0 | 0.0 | 0 | 0 | 0 | 0 | 0 | 0 | 1 | 0 | 0 | 0 | 0 |
| Dec 1 | @ Ind | S | 9 | 6 | 3 | 0.0 | 0.0 | 0 | 1 | 1 | 16 | 16 | 0 | 1 | 0 | 0 | 0 | 0 |
| Dec 8 | @ Oak | S | 13 | 5 | 8 | 0.0 | 0.0 | 0 | 1 | 0 | 0 | 0 | 0 | 0 | 0 | 0 | 0 | 0 |
| Dec 15 | Hou | S | 8 | 5 | 3 | 0.0 | 0.0 | 0 | 0 | 0 | 0 | 0 | 0 | 0 | 1 | 0 | 0 | 0 |
| Dec 22 | NO | S | 7 | 5 | 2 | 0.0 | 0.0 | 0 | 0 | 0 | 0 | 0 | 0 | 1 | 0 | 0 | 0 | 0 |
| Dec 29 | @ Hou | S | 3 | 2 | 1 | 1.0 | 8.0 | 0 | 0 | 0 | 0 | 0 | 0 | 0 | 0 | 0 | 0 | 0 |
| 2019 Totals: | | | 16 | 16 | 120 | 76 | 44 | 4.5 | 31.5 | 2 | 4 | 4 | 16 | 16 | 0 | 19 | 4 | 0 |
| Jan 4 | @ NE | S | 8 | 4 | 4 | 0.0 | 0 | 0 | 0 | 1 | 9 | 9t | 1 | 1 | 0 | 0 | 0 | 0 |
| Jan 11 | @ Bal | S | 13 | 11 | 2 | 0.0 | 0 | 0 | 0 | 0 | 0 | 0 | 0 | 1 | 0 | 0 | 0 | 0 |
| Jan 19 | @ KC | S | 6 | 6 | 0 | 0.0 | 0 | 0 | 1 | 0 | 0 | 0 | 0 | 0 | 0 | 0 | 0 | 0 |
| Playoff Totals: | | | 3 | 3 | 27 | 21 | 6 | 0.0 | 0 | 0 | 1 | 1 | 9 | 9t | 1 | 2 | 0 | 0 |

JEFFERY SIMMONS (DL)

| Date | Opp | GP / GS | TACKLES . . . | | | | | | | INTERCEPTIONS . . . | | | | | FUMBLES . . . | | | SpT |
|------------------------|-------|---------|---------------|----------|-----------|-----------|-----------|------------|------------|---------------------|----------|----------|----------|----------|---------------|----------|----------|----------|
| | | | Tot | Solo | Asst | Sk | Yds | QBP | TFL | No | Yds | Lg | TD | PD | FF | FR | Yds | |
| Sept 8 | @ Cle | NFI | 0 | 0 | 0 | 0.0 | 0.0 | 0 | 0 | 0 | 0 | 0 | 0 | 0 | 0 | 0 | 0 | 0 |
| Sept 15 | Ind | NFI | 0 | 0 | 0 | 0.0 | 0.0 | 0 | 0 | 0 | 0 | 0 | 0 | 0 | 0 | 0 | 0 | 0 |
| Sept 19 | @ Jax | NFI | 0 | 0 | 0 | 0.0 | 0.0 | 0 | 0 | 0 | 0 | 0 | 0 | 0 | 0 | 0 | 0 | 0 |
| Sept 29 | @ Atl | NFI | 0 | 0 | 0 | 0.0 | 0.0 | 0 | 0 | 0 | 0 | 0 | 0 | 0 | 0 | 0 | 0 | 0 |
| Oct 6 | Buf | NFI | 0 | 0 | 0 | 0.0 | 0.0 | 0 | 0 | 0 | 0 | 0 | 0 | 0 | 0 | 0 | 0 | 0 |
| Oct 13 | @ Den | NFI | 0 | 0 | 0 | 0.0 | 0.0 | 0 | 0 | 0 | 0 | 0 | 0 | 0 | 0 | 0 | 0 | 0 |
| Oct 20 | LAC | p | 6 | 5 | 1 | 1.0 | 3.0 | 2 | 1 | 0 | 0 | 0 | 0 | 0 | 0 | 0 | 0 | 0 |
| Oct 27 | TB | S | 4 | 3 | 1 | 0.0 | 0.0 | 2 | 0 | 0 | 0 | 0 | 0 | 0 | 0 | 0 | 0 | 0 |
| Nov 3 | @ Car | S | 4 | 1 | 3 | 0.0 | 0.0 | 1 | 0 | 0 | 0 | 0 | 0 | 0 | 0 | 0 | 0 | 0 |
| Nov 10 | KC | S | 3 | 1 | 2 | 0.0 | 0.0 | 1 | 0 | 0 | 0 | 0 | 0 | 0 | 0 | 0 | 0 | 0 |
| Nov 24 | Jax | S | 6 | 3 | 3 | 0.0 | 0.0 | 0 | 0 | 0 | 0 | 0 | 0 | 0 | 0 | 0 | 0 | 0 |
| Dec 1 | @ Ind | S | 5 | 3 | 2 | 0.0 | 0.0 | 3 | 0 | 0 | 0 | 0 | 0 | 0 | 0 | 0 | 0 | 0 |
| Dec 8 | @ Oak | S | 5 | 4 | 1 | 1.0 | 4.0 | 0 | 1 | 0 | 0 | 0 | 0 | 0 | 0 | 0 | 0 | 0 |
| Dec 15 | Hou | S | 4 | 3 | 1 | 0.0 | 0.0 | 2 | 0 | 0 | 0 | 0 | 0 | 1 | 0 | 0 | 0 | 0 |
| Dec 22 | NO | IA | 0 | 0 | 0 | 0.0 | 0.0 | 0 | 0 | 0 | 0 | 0 | 0 | 0 | 0 | 0 | 0 | 0 |
| Dec 29 | @ Hou | p | 3 | 2 | 1 | 0.0 | 0.0 | 3 | 0 | 0 | 0 | 0 | 0 | 0 | 0 | 0 | 0 | 0 |
| 2019 Totals: | | | 9 | 7 | 40 | 25 | 15 | 2.0 | 7.0 | 14 | 2 | 0 | 0 | 0 | 1 | 0 | 0 | 0 |
| Jan 4 | @ NE | p | 2 | 1 | 1 | 0.0 | 0 | 1 | 0 | 0 | 0 | 0 | 0 | 0 | 0 | 0 | 0 | 0 |
| Jan 11 | @ Bal | p | 2 | 2 | 0 | 0.0 | 0 | 2 | 0 | 0 | 0 | 0 | 0 | 0 | 0 | 1 | 0 | 0 |
| Jan 19 | @ KC | p | 0 | 0 | 0 | 0.0 | 0 | 0 | 0 | 0 | 0 | 0 | 0 | 0 | 0 | 0 | 0 | 0 |
| Playoff Totals: | | | 3 | 0 | 4 | 3 | 1 | 0.0 | 0 | 3 | 0 | 0 | 0 | 0 | 0 | 1 | 0 | 0 |

2019 TENNESSEE TITANS INDIVIDUAL GAME-BY-GAME DEFENSIVE STATISTICS

LeSHAUN SIMS (CB)

[illegible]

TYE SMITH (CB)

[illegible]

BRENT URBAN (DE)

[illegible]

2019 TENNESSEE TITANS INDIVIDUAL GAME-BY-GAME DEFENSIVE STATISTICS

KENNY VACCARO (S)

| | | | TACKLES . . . | | | | | | | INTERCEPTIONS . . . | | | | | FUMBLES . . . | | | |
|-----------------|-------|---------|---------------|------|------|-----|-----|-----|-----|---------------------|-----|----|----|----|---------------|----|-----|-----|
| Date | Opp | GP / GS | Tot | Solo | Asst | Sk | Yds | QBP | TFL | No | Yds | Lg | TD | PD | FF | FR | Yds | SpT |
| Sept 8 | @ Cle | S | 13 | 7 | 6 | 0.0 | 0.0 | 0 | 0 | 0 | 0 | 0 | 0 | 0 | 0 | 0 | 0 | 2 |
| Sept 15 | Ind | S | 7 | 5 | 2 | 0.0 | 0.0 | 0 | 0 | 0 | 0 | 0 | 0 | 0 | 0 | 0 | 0 | 0 |
| Sept 19 | @ Jax | S | 5 | 2 | 3 | 0.0 | 0.0 | 0 | 0 | 0 | 0 | 0 | 0 | 0 | 0 | 0 | 0 | 0 |
| Sept 29 | @ Atl | S | 6 | 5 | 1 | 0.0 | 0.0 | 0 | 1 | 0 | 0 | 0 | 0 | 0 | 0 | 0 | 0 | 0 |
| Oct 6 | Buf | S | 4 | 4 | 0 | 0.0 | 0.0 | 0 | 0 | 0 | 0 | 0 | 0 | 0 | 0 | 0 | 0 | 0 |
| Oct 13 | @ Den | S | 8 | 5 | 3 | 0.0 | 0.0 | 1 | 0 | 0 | 0 | 0 | 0 | 0 | 0 | 0 | 0 | 0 |
| Oct 20 | LAC | S | 4 | 3 | 1 | 0.0 | 0.0 | 0 | 0 | 0 | 0 | 0 | 0 | 0 | 0 | 0 | 0 | 1 |
| Oct 27 | TB | S | 7 | 4 | 3 | 0.0 | 0.0 | 0 | 0 | 0 | 0 | 0 | 0 | 1 | 0 | 0 | 0 | 0 |
| Nov 3 | @ Car | S | 3 | 1 | 2 | 0.0 | 0.0 | 0 | 0 | 0 | 0 | 0 | 0 | 1 | 0 | 0 | 0 | 0 |
| Nov 10 | KC | S | 9 | 3 | 6 | 0.0 | 0.0 | 0 | 0 | 0 | 0 | 0 | 0 | 1 | 0 | 0 | 0 | 1 |
| Nov 24 | Jax | S | 6 | 4 | 2 | 1.0 | 6.0 | 0 | 0 | 0 | 0 | 0 | 0 | 0 | 0 | 0 | 0 | 1 |
| Dec 1 | @ Ind | S | 5 | 4 | 1 | 0.0 | 0.0 | 0 | 0 | 0 | 0 | 0 | 0 | 0 | 0 | 0 | 0 | 0 |
| Dec 8 | @ Oak | S | 2 | 1 | 1 | 0.0 | 0.0 | 0 | 0 | 0 | 0 | 0 | 0 | 0 | 0 | 0 | 0 | 1 |
| Dec 15 | Hou | S | 13 | 4 | 9 | 0.0 | 0.0 | 0 | 0 | 1 | 2 | 2 | 0 | 2 | 0 | 0 | 0 | 0 |
| Dec 22 | NO | S | 3 | 3 | 0 | 0.0 | 0.0 | 0 | 0 | 0 | 0 | 0 | 0 | 0 | 0 | 0 | 0 | 1 |
| Dec 29 | @ Hou | S | 9 | 7 | 2 | 0.0 | 0.0 | 0 | 0 | 0 | 0 | 0 | 0 | 0 | 0 | 0 | 0 | 0 |
| 2019 Totals: | | 16 / 16 | 104 | 62 | 42 | 1.0 | 6.0 | 1 | 1 | 1 | 2 | 2 | 0 | 5 | 0 | 0 | 0 | 7 |
| Jan 4 | @ NE | S | 7 | 3 | 4 | 0.0 | 0 | 0 | 1 | 0 | 0 | 0 | 0 | 1 | 0 | 0 | 0 | 0 |
| Jan 11 | @ Bal | S | 7 | 6 | 1 | 0.0 | 0 | 0 | 0 | 1 | 3 | 3 | 0 | 1 | 0 | 0 | 0 | 0 |
| Jan 19 | @ KC | S | 5 | 2 | 3 | 0.0 | 0 | 0 | 0 | 0 | 0 | 0 | 0 | 0 | 0 | 0 | 0 | 0 |
| Playoff Totals: | | 3 / 3 | 19 | 11 | 8 | 0.0 | 0 | 0 | 1 | 1 | 3 | 3 | 0 | 2 | 0 | 0 | 0 | 0 |

CAMERON WAKE (OLB)

| | | | TACKLES . . . | | | | | | | INTERCEPTIONS . . . | | | | | FUMBLES . . . | | | |
|-----------------|-------|---------|-----------------|------|------|-----|------|-----|-----|---------------------|-----|----|----|----|---------------|----|-----|-----|
| Date | Opp | GP / GS | Tot | Solo | Asst | Sk | Yds | QBP | TFL | No | Yds | Lg | TD | PD | FF | FR | Yds | SpT |
| Sept 8 | @ Cle | p | 3 | 2 | 1 | 2.5 | 20.5 | 1 | 0 | 0 | 0 | 0 | 0 | 0 | 0 | 0 | 0 | 0 |
| Sept 15 | Ind | p | 1 | 1 | 0 | 0.0 | 0.0 | 1 | 0 | 0 | 0 | 0 | 0 | 0 | 0 | 0 | 0 | 0 |
| Sept 19 | @ Jax | p | 0 | 0 | 0 | 0.0 | 0.0 | 0 | 0 | 0 | 0 | 0 | 0 | 0 | 0 | 0 | 0 | 0 |
| Sept 29 | @ Atl | p | 0 | 0 | 0 | 0.0 | 0.0 | 2 | 0 | 0 | 0 | 0 | 0 | 1 | 0 | 0 | 0 | 0 |
| Oct 6 | Buf | IA | 0 | 0 | 0 | 0.0 | 0.0 | 0 | 0 | 0 | 0 | 0 | 0 | 0 | 0 | 0 | 0 | 0 |
| Oct 13 | @ Den | IA | 0 | 0 | 0 | 0.0 | 0.0 | 0 | 0 | 0 | 0 | 0 | 0 | 0 | 0 | 0 | 0 | 0 |
| Oct 20 | LAC | p | 0 | 0 | 0 | 0.0 | 0.0 | 2 | 0 | 0 | 0 | 0 | 0 | 0 | 0 | 0 | 0 | 0 |
| Oct 27 | TB | p | 0 | 0 | 0 | 0.0 | 0.0 | 2 | 0 | 0 | 0 | 0 | 0 | 0 | 0 | 0 | 0 | 0 |
| Nov 3 | @ Car | p | 1 | 0 | 1 | 0.0 | 0.0 | 0 | 0 | 0 | 0 | 0 | 0 | 0 | 0 | 0 | 0 | 0 |
| Nov 10 | KC | p | 0 | 0 | 0 | 0.0 | 0.0 | 1 | 0 | 0 | 0 | 0 | 0 | 0 | 0 | 0 | 0 | 0 |
| Nov 24 | Jax | p | 0 | 0 | 0 | 0.0 | 0.0 | 2 | 0 | 0 | 0 | 0 | 0 | 0 | 0 | 0 | 0 | 0 |
| Dec 1 | @ Ind | | Injured Reserve | | | | | | | | | | | | | | | |
| Dec 8 | @ Oak | | Injured Reserve | | | | | | | | | | | | | | | |
| Dec 15 | Hou | | Injured Reserve | | | | | | | | | | | | | | | |
| Dec 22 | NO | | Injured Reserve | | | | | | | | | | | | | | | |
| Dec 29 | @ Hou | | Injured Reserve | | | | | | | | | | | | | | | |
| 2019 Totals: | | 9 / 0 | 5 | 3 | 2 | 2.5 | 20.5 | 11 | 0 | 0 | 0 | 0 | 0 | 1 | 0 | 0 | 0 | 0 |
| Jan 4 | @ NE | | Injured Reserve | | | | | | | | | | | | | | | |
| Jan 11 | @ Bal | | Injured Reserve | | | | | | | | | | | | | | | |
| Jan 19 | @ KC | | Injured Reserve | | | | | | | | | | | | | | | |
| Playoff Totals: | | 0 / 0 | 0 | 0 | 0 | 0.0 | 0.0 | 0 | 0 | 0 | 0 | 0 | 0 | 0 | 0 | 0 | 0 | 0 |

WESLEY WOODYARD (LB)

| | | | TACKLES . . . | | | | | | | INTERCEPTIONS . . . | | | | | FUMBLES . . . | | | |
|-----------------|-------|---------|---------------|------|------|-----|------|-----|-----|---------------------|-----|----|----|----|---------------|----|-----|-----|
| Date | Opp | GP / GS | Tot | Solo | Asst | Sk | Yds | QBP | TFL | No | Yds | Lg | TD | PD | FF | FR | Yds | SpT |
| Sept 8 | @ Cle | p | 3 | 3 | 0 | 0.0 | 0.0 | 0 | 0 | 0 | 0 | 0 | 0 | 0 | 0 | 0 | 0 | 1 |
| Sept 15 | Ind | p | 0 | 0 | 0 | 0.0 | 0.0 | 0 | 0 | 0 | 0 | 0 | 0 | 0 | 0 | 0 | 0 | 0 |
| Sept 19 | @ Jax | IA | 0 | 0 | 0 | 0.0 | 0.0 | 0 | 0 | 0 | 0 | 0 | 0 | 0 | 0 | 0 | 0 | 0 |
| Sept 29 | @ Atl | p | 5 | 3 | 2 | 0.0 | 0.0 | 0 | 1 | 0 | 0 | 0 | 0 | 0 | 0 | 0 | 0 | 0 |
| Oct 6 | Buf | p | 3 | 2 | 1 | 0.0 | 0.0 | 0 | 0 | 0 | 0 | 0 | 0 | 0 | 0 | 0 | 0 | 0 |
| Oct 13 | @ Den | p | 8 | 7 | 1 | 1.0 | 10.0 | 1 | 2 | 0 | 0 | 0 | 0 | 0 | 0 | 0 | 0 | 0 |
| Oct 20 | LAC | S | 7 | 3 | 4 | 0.0 | 0.0 | 0 | 0 | 0 | 0 | 0 | 0 | 0 | 1 | 0 | 0 | 0 |
| Oct 27 | TB | p | 1 | 0 | 1 | 0.0 | 0.0 | 0 | 0 | 0 | 0 | 0 | 0 | 0 | 0 | 0 | 0 | 0 |
| Nov 3 | @ Car | p | 7 | 5 | 2 | 0.0 | 0.0 | 0 | 0 | 0 | 0 | 0 | 0 | 0 | 0 | 0 | 0 | 1 |
| Nov 10 | KC | S | 7 | 5 | 2 | 0.0 | 0.0 | 0 | 0 | 0 | 0 | 0 | 0 | 0 | 0 | 0 | 0 | 0 |
| Nov 24 | Jax | p | 3 | 2 | 1 | 0.0 | 0.0 | 0 | 0 | 0 | 0 | 0 | 0 | 0 | 0 | 0 | 0 | 0 |
| Dec 1 | @ Ind | p | 1 | 1 | 0 | 0.0 | 0.0 | 0 | 0 | 0 | 0 | 0 | 0 | 0 | 0 | 0 | 0 | 0 |
| Dec 8 | @ Oak | p | 0 | 0 | 0 | 0.0 | 0.0 | 0 | 0 | 0 | 0 | 0 | 0 | 0 | 0 | 0 | 0 | 0 |
| Dec 15 | Hou | p | 0 | 0 | 0 | 0.0 | 0.0 | 0 | 0 | 0 | 0 | 0 | 0 | 0 | 0 | 0 | 0 | 0 |
| Dec 22 | NO | p | 0 | 0 | 0 | 0.0 | 0.0 | 0 | 0 | 0 | 0 | 0 | 0 | 0 | 0 | 0 | 0 | 0 |
| Dec 29 | @ Hou | p | 1 | 1 | 0 | 0.0 | 0.0 | 0 | 0 | 0 | 0 | 0 | 0 | 1 | 0 | 0 | 0 | 0 |
| 2019 Totals: | | 15 / 2 | 46 | 32 | 14 | 1.0 | 10.0 | 1 | 3 | 0 | 0 | 0 | 0 | 1 | 1 | 0 | 0 | 2 |
| Jan 4 | @ NE | p | 3 | 2 | 1 | 0.0 | 0 | 0 | 0 | 0 | 0 | 0 | 0 | 0 | 0 | 0 | 0 | 0 |
| Jan 11 | @ Bal | p | 6 | 5 | 1 | 0.0 | 0 | 1 | 0 | 0 | 0 | 0 | 0 | 1 | 0 | 0 | 0 | 0 |
| Jan 19 | @ KC | p | 3 | 3 | 0 | 0.0 | 0 | 0 | 0 | 0 | 0 | 0 | 0 | 0 | 0 | 0 | 0 | 0 |
| Playoff Totals: | | 3 / 0 | 12 | 10 | 2 | 0.0 | 0 | 1 | 0 | 0 | 0 | 0 | 0 | 1 | 0 | 0 | 0 | 0 |

2019 TENNESSEE TITANS GAME-BY-GAME FIELD GOALS AND SCORING BY QUARTER

| | | TITANS | | | | | | | OPPONENTS | | | | | | |
|--------------|-------|--------|-----|-----|-----|----|-------|------------------------------|-----------|-----|-----|-----|----|-------|-----------------------------------|
| Date | Opp | 1ST | 2ND | 3RD | 4TH | OT | TOTAL | TITANS FIELD GOALS | 1ST | 2ND | 3RD | 4TH | OT | TOTAL | OPPONENTS FG |
| Sept 8 | @ Cle | 3 | 9 | 10 | 21 | 0 | 43 | C. Santos (37) (53) | 6 | 0 | 7 | 0 | 0 | 13 | |
| Sept 15 | Ind | 0 | 7 | 10 | 0 | 0 | 17 | C. Santos (49) 45WL | 7 | 6 | 0 | 6 | 0 | 19 | |
| Sept 19 | @ Jax | 0 | 0 | 0 | 7 | 0 | 7 | | 14 | 0 | 3 | 3 | 0 | 20 | J. Lambo (40) (48) |
| Sept 29 | @ Atl | 14 | 10 | 0 | 0 | 0 | 24 | C. Santos (45) | 7 | 0 | 3 | 0 | 0 | 10 | M. Bryant 32LU (42) |
| Oct 6 | Buf | 0 | 0 | 7 | 0 | 0 | 7 | C. Santos 50WL 36WR 33B 53WL | 0 | 7 | 0 | 7 | 0 | 14 | |
| Oct 13 | @ Den | 0 | 0 | 0 | 0 | 0 | 0 | | 3 | 3 | 7 | 3 | 0 | 16 | B. McManus (31) (53) (48) |
| Oct 20 | LAC | 3 | 7 | 0 | 13 | 0 | 23 | C. Parkey (45) | 3 | 7 | 0 | 10 | 0 | 20 | C. McLaughlin (29) (50) |
| Oct 27 | TB | 14 | 3 | 3 | 7 | 0 | 27 | C. Parkey (51) (42) | 3 | 12 | 8 | 0 | 0 | 23 | M. Gay (22) (48) (24) |
| Nov 3 | @ Car | 0 | 0 | 7 | 13 | 0 | 20 | R. Succop 43WL 56SH 44RU | 0 | 17 | 7 | 6 | 0 | 30 | J. Slye (35) 49WL |
| Nov 10 | KC | 0 | 13 | 7 | 15 | 0 | 35 | | 10 | 3 | 9 | 10 | 0 | 32 | H. Butker (30) (41) (43) (39) 52B |
| Nov 24 | Jax | 0 | 7 | 28 | 7 | 0 | 42 | | 0 | 3 | 8 | 9 | 0 | 20 | J. Lambo (49) (50) |
| Dec 1 | @ Ind | 7 | 0 | 10 | 14 | 0 | 31 | R. Succop (31) | 7 | 3 | 7 | 0 | 0 | 17 | A. Vinatieri 55WR 53B (28) 46B |
| Dec 8 | @ Oak | 7 | 14 | 7 | 14 | 0 | 42 | R. Succop 42LU | 7 | 14 | 0 | 0 | 0 | 21 | |
| Dec 15 | Hou | 0 | 0 | 7 | 14 | 0 | 21 | R. Succop 45B | 0 | 14 | 0 | 10 | 0 | 24 | K. Fairbairn (29) |
| Dec 22 | NO | 14 | 0 | 7 | 7 | 0 | 28 | | 0 | 10 | 21 | 7 | 0 | 38 | W. Lutz (47) |
| Dec 29 | @ Hou | 7 | 7 | 7 | 14 | 0 | 35 | | 7 | 0 | 7 | 0 | 0 | 14 | |
| 2019 Totals: | | 69 | 77 | 110 | 146 | 0 | 402 | | 74 | 99 | 87 | 71 | 0 | 331 | |

2019 TENNESSEE TITANS PLAYOFF GAME-BY-GAME FIELD GOALS AND SCORING BY QUARTER

| | | TITANS | | | | | | | OPPONENTS | | | | | | |
|-----------------|-------|--------|-----|-----|-----|----|-------|--------------------|-----------|-----|-----|-----|----|-------|---------------------|
| Date | Opp | 1ST | 2ND | 3RD | 4TH | OT | TOTAL | TITANS FIELD GOALS | 1ST | 2ND | 3RD | 4TH | OT | TOTAL | OPPONENTS FG |
| Jan 4 | @ NE | 7 | 7 | 0 | 6 | 0 | 20 | | 3 | 10 | 0 | 0 | 0 | 13 | N. Folk (36) (21) |
| Jan 11 | @ Bal | 7 | 7 | 14 | 0 | 0 | 28 | | 0 | 6 | 0 | 6 | 0 | 12 | J. Tucker (49) (22) |
| Jan 19 | @ KC | 10 | 7 | 0 | 7 | 0 | 24 | G. Joseph (30) | 7 | 14 | 0 | 14 | 0 | 35 | |
| Playoff Totals: | | 24 | 21 | 14 | 13 | 0 | 72 | | 10 | 30 | 0 | 20 | 0 | 60 | |

2019 TENNESSEE TITANS GAME-BY-GAME SCORING

Game 1: Titans at Browns, Sept. 8, 2019

| Team | Qtr | Time | Play Description (Drive Plays-Yards, Time) | Titans | Browns |
|--------|-----|-------|---|--------|--------|
| Browns | 1 | 10:11 | D.Hilliard 4 yd. run (kick failed, wr) (8-73, 4:49) | 0 | 6 |
| Titans | 1 | 6:32 | C.Santos 37 yd. Field Goal (7-73, 3:39) | 3 | 6 |
| Titans | 2 | 9:39 | D.Henry 1 yd. run (C.Santos kick) (11-87, 5:10) | 10 | 6 |
| Titans | 2 | 1:42 | B.Mayfield sacked in end zone by C.Wake for a Safety | 12 | 6 |
| Titans | 3 | 11:53 | C.Santos 53 yd. Field Goal (5-44, 3:07) | 15 | 6 |
| Browns | 3 | 2:10 | D.Njoku 3 yd. pass from B.Mayfield (A.Seibert kick) (6-61, 3:42) | 15 | 13 |
| Titans | 3 | 1:57 | D.Henry 75 yd. pass from M.Mariota (C.Santos kick) (1-75, 0:13) | 22 | 13 |
| Titans | 4 | 12:32 | De.Walker 11 yd. pass from M.Mariota (C.Santos kick) (4-35, 1:39) | 29 | 13 |
| Titans | 4 | 9:03 | De.Walker 7 yd. pass from M.Mariota (C.Santos kick) (4-34, 2:14) | 36 | 13 |
| Titans | 4 | 3:02 | M.Butler 38 yd. interception return (C.Santos kick) | 43 | 13 |

Game 2: Colts @ Titans, Sept. 15, 2019

| Team | Qtr | Time | Play Description (Drive Plays-Yards, Time) | Colts | Titans |
|--------|-----|-------|--|-------|--------|
| Colts | 1 | 8:53 | E.Ebron 3 yd. pass from J.Brissett (A.Vinatieri kick) (7-78, 4:19) | 7 | 0 |
| Titans | 2 | 14:55 | D.Quessenberry 1 yd. pass from M.Mariota (C.Santos kick) (10-72, 5:31) | 7 | 7 |
| Colts | 2 | 8:00 | P.Campbell 12 yd. pass from J.Brissett (kick failed, wl) (12-73, 6:55) | 13 | 7 |
| Titans | 3 | 11:31 | D.Henry 1 yd. run (C.Santos kick) (4-40, 1:38) | 13 | 14 |
| Titans | 3 | 4:35 | C.Santos 49 yd. Field Goal (5-14, 2:39) | 13 | 17 |
| Colts | 4 | 4:38 | T.Hilton 4 yd. pass from J.Brissett (kick failed, hru) (4-69, 2:03) | 19 | 17 |

Game 3: Titans @ Jaguars, Sept. 19, 2019

| Team | Qtr | Time | Play Description (Drive Plays-Yards, Time) | Titans | Jaguars |
|---------|-----|-------|--|--------|---------|
| Jaguars | 1 | 13:02 | J.O'Shaughnessy 7 yd. pass from G.Minshew (J.Lambo kick) (1-7, 0:05) | 0 | 7 |
| Jaguars | 1 | 6:36 | D.Chark 22 yd. pass from G.Minshew (J.Lambo kick) (6-62, 3:32) | 0 | 14 |
| Jaguars | 3 | 7:54 | J.Lambo 40 yd. Field Goal (7-58, 3:33) | 0 | 17 |
| Titans | 4 | 12:04 | D.Henry 1 yd. run (C.Santos kick) (7-66, 2:42) | 7 | 17 |
| Jaguars | 4 | 7:34 | J.Lambo 48 yd. Field Goal (9-45, 4:30) | 7 | 20 |

Game 4: Titans @ Falcons, Sept. 29, 2019

| Team | Qtr | Time | Play Description (Drive Plays-Yards, Time) | Titans | Falcons |
|---------|-----|-------|--|--------|---------|
| Titans | 1 | 11:57 | A.Brown 55 yd. pass from M.Mariota (C.Santos kick) (1-55, 0:12) | 7 | 0 |
| Falcons | 1 | 8:30 | I.Smith 1 yd. run (M.Bryant kick) (6-85, 3:27) | 7 | 7 |
| Titans | 1 | 2:26 | A.Brown 11 yd. pass from M.Mariota (C.Santos kick) (13-75, 6:04) | 14 | 7 |
| Titans | 2 | 10:03 | C.Santos 45 yd. Field Goal (5-35, 2:09) | 17 | 7 |
| Titans | 2 | 11:53 | C.Davis 23 yd. pass from M.Mariota (C.Santos kick) (6-60, 3:27) | 24 | 7 |
| Falcons | 3 | 11:39 | M.Bryant 42 yd. Field Goal (10-51, 3:21) | 24 | 10 |

Game 5: Bills @ Titans, Oct. 6, 2019

| Team | Qtr | Time | Play Description (Drive Plays-Yards, Time) | Bills | Titans |
|--------|-----|------|---|-------|--------|
| Bills | 2 | 2:36 | L.Smith 8 yd. pass from J.Allen (S.Hauschka kick) (6-60, 2:46) | 7 | 0 |
| Titans | 3 | 7:02 | D.Henry 1 yd. run (C.Santos kick) (7-38, 3:28) | 7 | 7 |
| Bills | 4 | 9:46 | D.Williams 7 yd. pass from J.Allen (S.Hauschka kick) (6-77, 2:37) | 14 | 7 |

Game 6: Titans @ Broncos, Oct. 13, 2019

| Team | Qtr | Time | Play Description (Drive Plays-Yards, Time) | Titans | Broncos |
|---------|-----|-------|---|--------|---------|
| Broncos | 1 | 10:16 | B.McManus 31 yd. Field Goal (8-32, 3:04) | 0 | 3 |
| Broncos | 2 | 4:40 | B.McManus 53 yd. Field Goal (5-50, 2:44) | 0 | 6 |
| Broncos | 3 | 4:56 | P.Lindsay 2 yd. run (B.McManus kick) (6-41, 3:10) | 0 | 13 |
| Broncos | 4 | 4:53 | B.McManus 48 yd. Field Goal (8-49, 4:17) | 0 | 16 |

Game 7: Chargers @ Titans, Oct. 20, 2019

| Team | Qtr | Time | Play Description (Drive Plays-Yards, Time) | Chargers | Titans |
|----------|-----|-------|---|----------|--------|
| Titans | 1 | 6:02 | C.Parkey 45 yd. Field Goal (9-42, 4:54) | 0 | 3 |
| Chargers | 1 | 0:02 | C.McLaughlin 29 yd. Field Goal (12-64, 6:00) | 3 | 3 |
| Chargers | 2 | 3:38 | M.Gordon 1 yd. pass from P.Rivers (C.McLaughlin kick) (14-94, 7:37) | 10 | 3 |
| Titans | 2 | 0:23 | C.Davis 8 yd. pass from R.Tannehill (C.Parkey kick) (8-86, 3:15) | 10 | 10 |
| Titans | 4 | 13:11 | T.Sharpe 5 yd. pass from R.Tannehill (kick failed, hru) (14-85, 7:09) | 10 | 16 |
| Chargers | 4 | 10:55 | C.McLaughlin 50 yd. Field Goal (6-43, 2:16) | 13 | 16 |
| Titans | 4 | 6:39 | D.Henry 11 yd. run (C.Parkey kick) (7-75, 4:16) | 13 | 23 |
| Chargers | 4 | 5:09 | A.Ekeler 41 yd. pass from P.Rivers (C.McLaughlin kick) (4-75, 1:30) | 20 | 23 |

Game 8: Buccaneers @ Titans, Oct. 27, 2019

| Team | Qtr | Time | Play Description (Drive Plays-Yards, Time) | Buccaneers | Titans |
|------------|-----|-------|--|------------|--------|
| Buccaneers | 1 | 11:28 | M.Gay 22 yd. Field Goal (8-71, 3:32) | 3 | 0 |
| Titans | 1 | 8:55 | J.Smith 5 yd. pass from R.Tannehill (C.Parkey kick) (1-10, 0:03) | 3 | 7 |
| Titans | 1 | 0:24 | T.Sharpe 6 yd. pass from R.Tannehill (C.Parkey kick) (3-6, 0:15) | 3 | 14 |
| Buccaneers | 2 | 7:51 | M.Gay 48 yd. Field Goal (16-45, 7:33) | 6 | 14 |
| Buccaneers | 2 | 3:47 | M.Gay 24 yd. Field Goal (5-28, 2:15) | 9 | 14 |
| Titans | 2 | 1:09 | C.Parkey 51 yd. Field Goal (5-22, 2:38) | 9 | 17 |
| Buccaneers | 2 | 0:15 | M.Evans 9 yd. pass from J.Winston (pass failed) (8-75, 0:54) | 15 | 17 |
| Buccaneers | 3 | 11:11 | M.Evans 2 yd. pass from J.Winston (J.Winston-C.Godwin pass) (4-56, 1:49) | 23 | 17 |
| Titans | 3 | 0:37 | C.Parkey 42 yd. Field Goal (10-68, 4:43) | 23 | 20 |
| Titans | 4 | 6:55 | A.Brown 8 yd. pass from R.Tannehill (C.Parkey kick) (12-90, 6:54) | 23 | 27 |

2019 TENNESSEE TITANS GAME-BY-GAME SCORING

Game 9: Titans @ Panthers, Nov. 3, 2019

| Team | Qtr | Time | Play Description (Drive Plays-Yards, Time) | Titans | Panthers |
|----------|-----|-------|---|--------|----------|
| Panthers | 2 | 13:28 | J.Slye 35 yd. Field Goal (11-51, 5:21) | 0 | 3 |
| Panthers | 2 | 8:07 | C.McCaffrey 7 yd. pass from K.Allen (J.Slye kick) (4-15, 1:42) | 0 | 10 |
| Panthers | 2 | 0:58 | C.Samuel 12 yd. pass from K.Allen (J.Slye kick) (12-90, 6:06) | 0 | 17 |
| Titans | 3 | 10:11 | D.Henry 8 yd. run (R.Succop kick) (8-67, 4:49) | 7 | 17 |
| Panthers | 3 | 5:16 | C.McCaffrey 1 yd. run (J.Slye kick) (9-70, 4:55) | 7 | 24 |
| Titans | 4 | 14:14 | D.Henry 23 yd. pass from R.Tannehill (R.Succop kick) (8-94, 3:06) | 14 | 24 |
| Panthers | 4 | 10:23 | C.McCaffrey 58 yd. run (kick blocked) (6-83, 3:51) | 14 | 30 |
| Titans | 4 | 2:49 | R.Tannehill 10 yd. run (pass failed) (10-61, 3:12) | 20 | 30 |

Game 10: Chiefs @ Titans, Nov. 10, 2019

| Team | Qtr | Time | Play Description (Drive Plays-Yards, Time) | Chiefs | Titans |
|--------|-----|-------|---|--------|--------|
| Chiefs | 1 | 9:19 | T.Kelce 3 yd. pass from P.Mahomes (H.Butker kick) (12-69, 5:41) | 7 | 0 |
| Chiefs | 1 | 4:43 | H.Butker 30 yd. Field Goal (4-8, 3:05) | 10 | 0 |
| Titans | 2 | 10:23 | A.Firkser 9 yd. pass from R.Tannehill (R.Succop kick) (4-73, 1:34) | 10 | 7 |
| Titans | 2 | 6:14 | R.Evans 53 yd. fumble return (kick failed, wl) | 10 | 13 |
| Chiefs | 2 | 1:12 | H.Butker 41 yd. Field Goal (10-52, 5:02) | 13 | 13 |
| Chiefs | 3 | 6:54 | T.Hill 11 yd. pass from P.Mahomes (kick failed, wl) (10-77, 5:40) | 19 | 13 |
| Titans | 3 | 5:58 | D.Henry 68 yd. run (R.Succop kick) (2-74, 0:56) | 19 | 20 |
| Chiefs | 3 | 1:58 | H.Butker 43 yd. Field Goal (10-50, 4:00) | 22 | 20 |
| Chiefs | 4 | 11:54 | M.Hardman 63 yd. pass from P.Mahomes (H.Butker kick) (5-79, 2:06) | 29 | 20 |
| Titans | 4 | 6:26 | D.Henry 1 yd. run (R.Succop kick) (10-75, 5:28) | 29 | 27 |
| Chiefs | 4 | 3:14 | H.Butker 39 yd. Field Goal (7-53, 3:12) | 32 | 27 |
| Titans | 4 | 0:23 | A.Humphries 23 yd. pass from R.Tannehill (R.Tannehill run) (4-61, 0:58) | 32 | 35 |

Game 11: Jaguars @ Titans, Nov. 24, 2019

| Team | Qtr | Time | Play Description (Drive Plays-Yards, Time) | Jaguars | Titans |
|---------|-----|-------|---|---------|--------|
| Titans | 2 | 6:29 | R.Tannehill 21 yd. run (R.Succop kick) (7-73, 4:09) | 0 | 7 |
| Jaguars | 2 | 1:50 | J.Lambo 49 yd. Field Goal (9-44, 4:39) | 3 | 7 |
| Titans | 3 | 13:13 | D.Kelly 1 yd. pass from R.Tannehill (R.Succop kick) (4-64, 1:47) | 3 | 14 |
| Titans | 3 | 10:40 | D.Henry 74 yd. run (R.Succop kick) (1-74, 0:11) | 3 | 21 |
| Titans | 3 | 10:24 | D.Henry 7 yd. run (R.Succop kick) (1-7, 0:06) | 3 | 28 |
| Titans | 3 | 6:57 | A.Brown 65 yd. pass from R.Tannehill (R.Succop kick) (3-80, 1:26) | 3 | 35 |
| Jaguars | 3 | 2:23 | L.Fournette 1 yd. run (N.Foles-D.Chark Jr. pass) (12-74, 4:34) | 11 | 35 |
| Jaguars | 4 | 11:50 | L.Fournette 1 yd. run (pass failed) (7-56, 2:57) | 17 | 35 |
| Titans | 4 | 9:47 | R.Tannehill 3 yd. run (R.Succop kick) (4-40, 2:03) | 17 | 42 |
| Jaguars | 4 | 4:48 | J.Lambo 50 yd. Field Goal (13-56, 4:59) | 20 | 42 |

Game 12: Titans @ Colts, Dec. 1, 2019

| Team | Qtr | Time | Play Description (Drive Plays-Yards, Time) | Titans | Colts |
|--------|-----|-------|--|--------|-------|
| Colts | 1 | 11:03 | J.Doyle 21 yd. pass from J.Brissett (A.Vinatieri kick) (6-39, 3:48) | 0 | 7 |
| Titans | 1 | 5:05 | A.Humphries 13 yd. pass from R.Tannehill (R.Succop kick) (11-75, 5:58) | 7 | 7 |
| Colts | 2 | 6:07 | A.Vinatieri 28 yd. Field Goal (11-80, 6:20) | 7 | 10 |
| Colts | 3 | 10:23 | N.Hines 1 yd. run (A.Vinatieri kick) (11-75, 4:37) | 7 | 17 |
| Titans | 3 | 5:52 | D.Henry 13 yd. run (R.Succop kick) (8-75, 4:31) | 14 | 17 |
| Titans | 3 | 4:26 | R.Succop 31 yd. Field Goal (4-2, 1:14) | 17 | 17 |
| Titans | 4 | 5:02 | T.Smith 63 yd. return of blocked field goal (R.Succop kick) | 24 | 17 |
| Titans | 4 | 3:02 | K.Raymond 40 yd. pass from R.Tannehill (R.Succop kick) (3-44, 1:39) | 31 | 17 |

Game 13: Titans @ Raiders, Dec. 8, 2019

| Team | Qtr | Time | Play Description (Drive Plays-Yards, Time) | Titans | Raiders |
|---------|-----|-------|---|--------|---------|
| Raiders | 1 | 7:43 | D.Washington 14 yd. run (D.Carlson kick) (3-24, 1:17) | 0 | 7 |
| Titans | 1 | 3:21 | D.Henry 12 yd. run (R.Succop kick) (8-74, 4:22) | 7 | 7 |
| Titans | 2 | 14:04 | A.Brown 91 yd. pass from R.Tannehill (R.Succop kick) (1-91, 0:12) | 14 | 7 |
| Raiders | 2 | 10:43 | R.Gafford 49 yd. pass from D.Carr (D.Carlson kick) (6-75, 3:21) | 14 | 14 |
| Titans | 2 | 6:52 | A.Brown 16 yd. pass from R.Tannehill (R.Succop kick) (8-77, 3:51) | 21 | 14 |
| Raiders | 2 | 0:24 | F.Moreau 1 yd. pass from D.Carr (D.Carlson kick) (14-71, 6:28) | 21 | 21 |
| Titans | 3 | 5:36 | D.Henry 10 yd. run (R.Succop kick) (6-89, 2:28) | 28 | 21 |
| Titans | 4 | 14:29 | J.Smith 17 yd. pass from R.Tannehill (R.Succop kick) (9-84, 3:53) | 35 | 21 |
| Titans | 4 | 13:12 | J.Brown 46 yd. fumble return (R.Succop kick) | 42 | 21 |

Game 14: Texans @ Titans, Dec. 15, 2019

| Team | Qtr | Time | Play Description (Drive Plays-Yards, Time) | Texans | Titans |
|--------|-----|-------|--|--------|--------|
| Texans | 2 | 9:59 | K.Stills 12 yd. pass from D.Watson (K.Fairbairn kick) (2-12, 0:47) | 7 | 0 |
| Texans | 2 | 3:14 | K.Stills 16 yd. pass from D.Watson (K.Fairbairn kick) (9-72, 4:35) | 14 | 0 |
| Titans | 3 | 5:34 | R.Tannehill 1 yd. run (R.Succop kick) (15-76, 9:26) | 14 | 7 |
| Titans | 4 | 13:35 | A.Brown 5 yd. pass from R.Tannehill (R.Succop kick) (6-80, 2:04) | 14 | 14 |
| Texans | 4 | 10:34 | C.Hyde 10 yd. run (K.Fairbairn kick) (7-75, 3:01) | 21 | 14 |
| Texans | 4 | 3:26 | K.Fairbairn 29 yd. Field Goal (12-80, 5:20) | 24 | 14 |
| Titans | 4 | 2:04 | D.Lewis 11 yd. pass from R.Tannehill (R.Succop kick) (7-75, 1:22) | 24 | 21 |

2019 TENNESSEE TITANS GAME-BY-GAME SCORING

Game 15: Saints @ Titans, Dec. 22, 2019

| Team | Qtr | Time | Play Description (Drive Plays-Yards, Time) | Saints | Titans |
|--------|-----|-------|--|--------|--------|
| Titans | 1 | 7:55 | J.Smith 41 yd. pass from R.Tannehill (G.Joseph kick) (5-73, 2:42) | 0 | 7 |
| Titans | 1 | 4:50 | A.Brown 49 yd. run (G.Joseph kick) (3-70, 1:11) | 0 | 14 |
| Saints | 2 | 13:36 | W.Lutz 47 yd. Field Goal (13-41, 6:14) | 3 | 14 |
| Saints | 2 | 2:23 | J.Cook 61 yd. pass from D.Brees (W.Lutz kick) (1-61, 0:11) | 10 | 14 |
| Saints | 3 | 14:00 | A.Kamara 40 yd. run (W.Lutz kick) (2-61, 1:00) | 17 | 14 |
| Saints | 3 | 7:08 | A.Kamara 1 yd. run (W.Lutz kick) (9-70, 4:00) | 24 | 14 |
| Titans | 3 | 4:25 | T.Sharpe 36 yd. pass from R.Tannehill (G.Joseph kick) (5-75, 2:43) | 24 | 21 |
| Saints | 3 | 1:18 | J.Cook 16 yd. pass from D.Brees (W.Lutz kick) (5-52, 3:07) | 31 | 21 |
| Titans | 4 | 7:27 | T.Sharpe 7 yd. pass from R.Tannehill (G.Joseph kick) (6-42, 3:15) | 31 | 28 |
| Saints | 4 | 2:10 | M. Thomas 2 yd. pass from D. Brees (W. Lutz kick) (6-25, 1:56) | 38 | 28 |

Game 16: Titans @ Texans, Dec. 29, 2019

| Team | Qtr | Time | Play Description (Drive Plays-Yards, Time) | Titans | Texans |
|--------|-----|-------|--|--------|--------|
| Texans | 1 | 7:25 | D.Johnson 1 yd. run (K.Fairbairn kick) (15-75, 7:35) | 0 | 7 |
| Titans | 1 | 5:33 | A.Brown 51 yd. pass from R.Tannehill (G.Joseph kick) (4-75, 1:52) | 7 | 7 |
| Titans | 2 | 9:42 | M.Pruitt 1 yd. pass from R.Tannehill (G.Joseph kick) (16-90, 8:04) | 14 | 7 |
| Titans | 3 | 10:06 | D.Henry 3 yd. run (G.Joseph kick) (10-78, 4:54) | 21 | 7 |
| Texans | 3 | 1:09 | A.McCarron 1 yd. run (K.Fairbairn kick) (16-75, 8:57) | 21 | 14 |
| Titans | 4 | 14:02 | D.Henry 1 yd. run (G.Joseph kick) (5-75, 2:07) | 28 | 14 |
| Titans | 4 | 2:54 | D.Henry 53 yd. run (G.Joseph kick) (4-85, 0:32) | 35 | 14 |

Wild Card: Titans at Patriots, Jan. 4, 2020

| Team | Qtr | Time | Play Description (Drive Plays-Yards, Time) | Titans | Patriots |
|----------|-----|-------|--|--------|----------|
| Patriots | 1 | 12:37 | N.Folk 36 yd. Field Goal (8-57, 2:23) | 0 | 3 |
| Titans | 1 | 5:39 | A.Firkser 12 yd. pass from R.Tannehill (G.Joseph kick) (12-75, 6:58) | 7 | 3 |
| Patriots | 2 | 14:57 | J.Edelman 5 yd. run (N.Folk kick) (10-75, 5:42) | 7 | 10 |
| Patriots | 2 | 2:16 | N.Folk 21 yd. Field Goal (10-44, 5:44) | 7 | 13 |
| Titans | 2 | 0:35 | D.Henry 1 yd. run (G.Joseph kick) (7-75, 1:41) | 14 | 13 |
| Titans | 4 | 0:09 | L.Ryan 9 yd. interception return (run failed) | 20 | 13 |

Divisional: Titans at Ravens, Jan. 11, 2020

| Team | Qtr | Time | Play Description (Drive Plays-Yards, Time) | Titans | Ravens |
|--------|-----|-------|---|--------|--------|
| Titans | 1 | 3:36 | J.Smith 12 yd. pass from R.Tannehill (G.Joseph kick) (8-35, 4:13) | 7 | 0 |
| Titans | 2 | 14:45 | K.Raymond 45 yd. pass from R.Tannehill (G.Joseph kick) (1-45, 0:08) | 14 | 0 |
| Ravens | 2 | 5:52 | J.Tucker 49 yd. Field Goal (12-59, 5:21) | 14 | 3 |
| Ravens | 2 | 0:00 | J.Tucker 22 yd. Field Goal (14-91, 2:32) | 14 | 6 |
| Titans | 3 | 6:54 | C.Davis 3 yd. pass from D.Henry (G.Joseph kick) (6-81, 3:01) | 21 | 6 |
| Titans | 3 | 4:16 | R.Tannehill 1 yd. run (G.Joseph kick) (6-20, 2:28) | 28 | 6 |
| Ravens | 4 | 11:04 | H.Hurst 15 yd. pass from L.Jackson (pass failed) (10-88, 3:45) | 28 | 12 |

AFC Championship: Titans at Chiefs, Jan. 19, 2020

| Team | Qtr | Time | Play Description (Drive Plays-Yards, Time) | Titans | Chiefs |
|--------|-----|-------|---|--------|--------|
| Titans | 1 | 11:29 | G.Joseph 30 yd. Field Goal (8-58, 3:31) | 3 | 0 |
| Titans | 1 | 5:52 | D.Henry 4 yd. run (G.Joseph kick) (9-58, 4:07) | 10 | 0 |
| Chiefs | 1 | 0:46 | T.Hill 8 yd. pass from P.Mahomes (H.Butker kick) (10-74, 5:06) | 10 | 7 |
| Titans | 2 | 6:39 | D.Kelly 1 yd. pass from R.Tannehill (G.Joseph kick) (15-75, 9:07) | 17 | 7 |
| Chiefs | 2 | 4:03 | T.Hill 20 yd. pass from P.Mahomes (H.Butker kick) (5-63, 2:36) | 17 | 14 |
| Chiefs | 2 | 0:11 | P.Mahomes 27 yd. run (H.Butker kick) (9-86, 1:40) | 17 | 21 |
| Chiefs | 4 | 14:50 | Dam.Williams 3 yd. run (H.Butker kick) (13-73, 7:08) | 17 | 28 |
| Chiefs | 4 | 7:33 | S.Watkins 60 yd. pass from P.Mahomes (H.Butker kick) (7-88, 4:21) | 17 | 35 |
| Titans | 4 | 4:18 | A.Firkser 22 yd. pass from R.Tannehill (G.Joseph kick) (8-80, 3:15) | 24 | 35 |

TITANS-BROWNS: GAME SUMMARY



Week 1: Titans 43, Browns 13
Sunday, Sept. 8, 2019 • 1:00 p.m. EDT • First Energy Stadium



GAME RECAP

On Kickoff Weekend of the 2019 season, the Titans traveled to Cleveland to face the Browns and won by a score of 43-13.

Both Cleveland and Tennessee put together 73-yard scoring drives on each team's opening possessions. First, with help from first down receptions by Browns WR **Odell Beckham Jr.** and Browns WR **Rashard Higgins**, and a first down rush by Browns RB **Nick Chubb**, Browns RB **Dontrell Hilliard** ran in a four-yard score. The extra point attempt was no good as Cleveland got on the board first, 6-0. As the Titans took the field for Tennessee's opening drive, WR **A.J. Brown** caught his first career pass for 47 yards to help move the chains, but ultimately **K Cairo Santos** converted a 37-yard attempt to get on the board and cut Cleveland's lead, 6-3.

In the second quarter, Tennessee took the lead and didn't give it up for the rest of the game. First, QB **Marcus Mariota** led the Titans on an 11-play, 87-yard scoring drive that culminated in a one-yard rushing score by RB **Derrick Henry** and a 10-6 lead. Later in the second quarter, with Cleveland backed up to their own two-yard line due to a 70-yard punt by P **Brett Kern**, OLB **Cameron Wake** recorded his 100th career sack as he took down Browns QB **Baker Mayfield** in the endzone for a safety. Tennessee increased the lead, 12-6.

On the first snap of the second half, Mariota tossed a 51-yard pass to Brown to flip field position, as Brown recorded his first career 100-yard receiving game in his NFL debut. Santos was then able to convert a 53-yard field goal for a 15-6 Titans lead. The Browns responded as Mayfield orchestrated a 61-yard scoring drive that culminated in a three-yard touchdown pass to Browns TE **David Njoku**. Cleveland inched closer, 15-13. However, on the first play of the Titans next drive, Mariota connected with Henry for a career-high-tying 75-yard touchdown pass. Tennessee increased the lead, 22-13.

In the fourth quarter, S **Kevin Byard** picked off Mayfield and returned the ball 28 yards to give Tennessee possession at the Cleveland 35-yard line. The Titans capitalized on the turnover as Mariota connected with TE **Delanie Walker** for his first score of the quarter, and a 29-13 lead. Then, on the following Cleveland possession, Mayfield was intercepted by CB **Logan Ryan**. Tennessee again capitalized on the turnover, as

Mariota hit Walker for a seven-yard score and a 36-13 lead. Later, the Titans forced yet another turnover as CB **Malcolm Butler** picked off Mayfield and returned the interception for a 38-yard touchdown. Tennessee left Cleveland with a 43-13 victory.

SCORING

| | 1 | 2 | 3 | 4 | Final |
|-----------|---|---|----|----|-------|
| Tennessee | 3 | 9 | 10 | 21 | 43 |
| Cleveland | 6 | 0 | 7 | 0 | 13 |

| TEAM | SCORING PLAY | TIME |
|--------|--|---------|
| Browns | D.Hilliard 4 yd. run (kick failed, wr) | 1-10:11 |
| Titans | C.Santos 37 yd. Field Goal | 1-6:32 |
| Titans | D.Henry 1 yd. run (C.Santos kick) | 2-9:39 |
| Titans | B.Mayfield sacked in end zone by C.Wake for a Safety | 2-1:42 |
| Titans | C.Santos 53 yd. Field Goal | 3-11:53 |
| Browns | D.Njoku 3 yd. pass from B.Mayfield (A.Seibert kick) | 3-2:10 |
| Titans | D.Henry 75 yd. pass from M.Mariota (C.Santos kick) | 3-1:57 |
| Titans | De.Walker 11 yd. pass from M.Mariota (C.Santos kick) | 4-12:32 |
| Titans | De.Walker 7 yd. pass from M.Mariota (C.Santos kick) | 4-9:03 |
| Titans | M.Butler 38 yd. interception return (C.Santos kick) | 4-3:02 |

Missed FGs: None

Attendance: 67,431

Time of Game: 3:12

Weather: Sun/Clouds, 71° F, wind NE 10 mph

Referee: Brad Allen



TEAM STATISTICS

| | Titans | Browns |
|----------------------------|----------|----------|
| TOTAL FIRST DOWNS | 21 | 19 |
| THIRD DOWN EFFICIENCY | 2-10-20% | 1-10-10% |
| FOURTH DOWN EFFICIENCY | 0-0-0% | 0-2-0% |
| TOTAL NET YARDS | 339 | 346 |
| Plays - Avg. | 56-6.1 | 63-5.5 |
| NET YARDS RUSHING | 123 | 102 |
| Rushes - Avg. | 28-4.4 | 20-5.1 |
| NET YARDS PASSING | 216 | 244 |
| Sacks - Yards Lost | 4-32 | 5-41 |
| PASS ATT-COMP-INT | 24-14-0 | 38-25-3 |
| PUNTS - Avg. | 6-46.2 | 5-46.6 |
| PUNT RETURNS - Yards | 0-0 | 1-18 |
| KICKOFF RETURNS - Yards | 3-50 | 4-103 |
| INTERCEPTIONS - Yards | 3-66 | 0-0 |
| PENALTIES Number and Yards | 6-54 | 18-182 |
| FUMBLES - Lost | 0-0 | 0-0 |
| TOUCHDOWNS | 5 | 2 |
| FIELD GOALS Made-Attempts | 2-2 | 0-0 |
| RED ZONE EFFICIENCY | 3-4-75% | 2-2-100% |
| GOAL TO GO EFFICIENCY | 2-2-100% | 2-2-100% |
| SAFETIES | 1 | 0 |
| GIVEAWAYS | 0 | 3 |
| TAKEAWAYS | 3 | 0 |
| TIME OF POSSESSION | 29:18 | 30:42 |

TITANS STARTERS

| OFFENSE | | DEFENSE | |
|---------|-----------|---------|-----------|
| WR 84 | C.Davis | NT 90 | D.Jones |
| TE 82 | De.Walker | DT 99 | J.Casey |
| LT 71 | D.Kelly | OLB 56 | S.Finch |
| LG 76 | R.Saffold | ILB 54 | R.Evans |
| C 60 | B.Jones | ILB 55 | J.Brown |
| RG 75 | J.Douglas | OLB 58 | H.Landry |
| RT 78 | J.Conklin | CB 26 | L.Ryan |
| WR 11 | A.Brown | SS 24 | K.Vaccaro |
| TE 81 | J.Smith | FS 31 | K.Byard |
| QB 8 | M.Mariota | CB 21 | M.Butler |
| RB 22 | D.Henry | DB 25 | A.Jackson |

BROWNS STARTERS

| OFFENSE | | DEFENSE | |
|---------|------------|---------|--------------|
| WR 80 | J.Landry | DE 95 | M.Garrett |
| LT 78 | G.Robinson | DT 65 | L.Ogunjobi |
| LG 75 | J.Bitonio | DT 98 | S.Richardson |
| C 64 | J.Tretter | DE 54 | O.Vernon |
| RG 72 | E.Kush | WILL 58 | C.Kirksey |
| RT 74 | C.Hubbard | MIKE 53 | J.Schobert |
| TE 85 | D.Njoku | CB 21 | D.Ward |
| WR 13 | O.Beckham | CB 26 | G.Williams |
| WR 81 | R.Higgins | S 23 | D.Randall |
| QB 6 | B.Mayfield | S 42 | M.Burnett |
| RB 24 | N.Chubb | DB 35 | J.Whitehead |

TITANS INDIVIDUAL STATISTICS

| Rushing | Att | Yds | Avg | Lg | TD |
|--------------|-----------|------------|------------|-----------|----------|
| D.Henry | 19 | 84 | 4.4 | 18 | 1 |
| M.Mariota | 3 | 24 | 8.0 | 13 | 0 |
| J.Smith | 1 | 10 | 10.0 | 10 | 0 |
| D.Lewis | 3 | 7 | 2.3 | 6 | 0 |
| R.Tannehill | 2 | -2 | -1.0 | -1 | 0 |
| Total | 28 | 123 | 4.4 | 18 | 1 |

| Passing | Att | Cmp | Yds | TD | Lg | IN | Rt |
|--------------|-----------|-----------|------------|----------|-----------|----------|---------------|
| M.Mariota | 24 | 14 | 248 | 3 | 75 | 0 | 0133.3 |
| Total | 24 | 14 | 248 | 3 | 75 | 0 | 0133.3 |

| Receiving | No | Yds | Avg | Lg | TD |
|--------------|-----------|------------|-------------|-----------|----------|
| De.Walker | 5 | 55 | 11.0 | 16 | 2 |
| A.Brown | 3 | 100 | 33.3 | 51 | 0 |
| D.Lewis | 3 | 6 | 2.0 | 7 | 0 |
| D.Henry | 1 | 75 | 75.0 | 75 | 1 |
| J.Smith | 1 | 7 | 7.0 | 7 | 0 |
| A.Humphries | 1 | 5 | 5.0 | 5 | 0 |
| Total | 14 | 248 | 17.7 | 75 | 3 |

| Interceptions | No | Yds | Avg | Lg | TD |
|---------------|----------|-----------|-------------|-----------|----------|
| M. Butler | 1 | 38 | 38.0 | 38 | 1 |
| K. Byard | 1 | 28 | 28.0 | 28 | 0 |
| L. Ryan | 1 | 0 | 0.0 | 0 | 0 |
| Total | 3 | 66 | 22.0 | 38 | 1 |

Leading Tacklers (Coaching Totals)

K. Vaccaro 13-7-6; L. Ryan 8-6-2; R. Evans 8-6-2

Sacks: C. Wake 2.5; L. Ryan 1.5; S. Finch 1

FF: None FR: None

BROWNS INDIVIDUAL STATISTICS

| Rushing | Att | Yds | Avg | Lg | TD |
|--------------|-----------|------------|------------|-----------|----------|
| N.Chubb | 17 | 75 | 4.4 | 15 | 0 |
| D.Johnson | 1 | 13 | 13.0 | 13 | 0 |
| J.Landry | 1 | 10 | 10.0 | 10 | 0 |
| D.Hilliard | 1 | 4 | 4.0 | 4 | 1 |
| Total | 20 | 102 | 5.1 | 15 | 1 |

| Passing | Att | Cmp | Yds | TD | Lg | IN | Rt |
|--------------|-----------|-----------|------------|----------|-----------|----------|-------------|
| B.Mayfield | 38 | 25 | 285 | 1 | 35 | 3 | 64.0 |
| Total | 38 | 25 | 285 | 1 | 35 | 3 | 64.0 |

| Receiving | No | Yds | Avg | Lg | TD |
|--------------|-----------|------------|-------------|-----------|----------|
| O.Beckham | 7 | 71 | 10.1 | 24 | 0 |
| J.Landry | 4 | 67 | 16.8 | 34 | 0 |
| D.Njoku | 4 | 37 | 9.3 | 18 | 1 |
| N.Chubb | 3 | 10 | 3.3 | 7 | 0 |
| R.Higgins | 2 | 46 | 23.0 | 35 | 0 |
| D.Johnson | 2 | 23 | 11.5 | 12 | 0 |
| D.Ratley | 2 | 17 | 8.5 | 10 | 0 |
| D.Hilliard | 1 | 14 | 14.0 | 14 | 0 |
| Total | 25 | 285 | 11.4 | 35 | 1 |

| Interceptions | No | Yds | Avg | Lg | TD |
|---------------|----|-----|-----|----|----|
| None | | | | | |

Leading Tacklers (Press Box Totals)

J. Schobert 9-7-2; M. Burnett 6-5-1; C. Kirksey 6-5-1

Sacks: M. Garrett 2; M. Burnett 1; L. Ogunjobi 1

FF: None FR: None

TITANS-COLTS: GAME SUMMARY



Week 2: Titans 17, Colts 19
Sunday, Sept. 15, 2019 • 12:00 p.m. CT • Nissan Stadium



GAME RECAP

In Week 2 of the 2019 season, the Titans hosted the Indianapolis Colts for Tennessee's home opener, in the hottest game (93 degrees) in the Titans Era (1999-present). Tennessee lost by a score of 19-17.

Indianapolis struck first as the Colts got on the board with a seven-play, 78-yard scoring drive on their opening possession. Colts QB **Jacoby Brissett** connected with Colts TE **Eric Ebron** for a three-yard score as Indianapolis went ahead early, 7-0.

Later in the first quarter, Tennessee constructed a 72-yard scoring drive that included two rushing first downs by RB **Derrick Henry**, and receiving first downs by WR **Tajae Sharpe**, TE **Delanie Walker**, and WR **Darius Jennings**. Ultimately, the Titans featured a jumbo tight end package with OL **David Quessenberry** catching a one-yard touchdown pass in the end zone. Tennessee tied the game, 7-7. Indianapolis responded on their following possession with a scoring drive of their own. Colts RB **Marlon Mack** ran for 21 yards on the drive, as Brissett then connected with Colts WR **Parris Campbell** for a 12-yard touchdown. However, Colts K **Adam Vinatieri**'s extra point attempt was no good, as Indianapolis went ahead, 13-7.

Tennessee took the lead on the team's opening drive of the second half on a four-play, 40-yard drive. With help from a 25-yard reception by WR **Corey Davis**, Henry ran into the endzone on a one-yard score. The Titans went ahead, 14-13. Later in the third quarter, the Titans tacked on another score as K **Cairo Santos** converted a 49-yard field goal attempt for a 17-13 lead.

Despite the Tennessee defense holding Indianapolis to 121 net passing yards and forcing two turnovers, the Colts retook the lead in the fourth quarter and ultimately sealed a victory. With help from a field-flipping 55-yard run by Mack, Brissett connected with Colts WR **T.Y. Hilton** for a four-yard touchdown. The extra point attempt was unsuccessful hitting the right upright, as Indianapolis took a 19-17 lead and preserved the victory.

SCORING

| | 1 | 2 | 3 | 4 | Final |
|--------------|---|---|----|---|-------|
| Indianapolis | 7 | 6 | 0 | 6 | 19 |
| Tennessee | 0 | 7 | 10 | 0 | 17 |

| TEAM | SCORING PLAY | TIME |
|--------|--|---------|
| Colts | E.Ebron 3 yd. pass from J.Brissett (A.Vinatieri kick) | 1-8:53 |
| Titans | D.Quessenberry 1 yd. pass from M.Mariota (C.Santos kick) | 2-14:55 |
| Colts | P.Campbell 12 yd. pass from J.Brissett (kick failed, wl) | 2-8:00 |
| Titans | D.Henry 1 yd. run (C.Santos kick) | 3-11:31 |
| Titans | C.Santos 49 yd. Field Goal | 3-4:35 |
| Colts | T.Hilton 4 yd. pass from J.Brissett (kick failed, hru) | 4-4:38 |

Missed FGs: C. Santos 45WL

Attendance: 62,849

Time of Game: 3:01

Weather: Sunny, 93° F, wind NE 1 mph

Referee: Clete Blakeman



TEAM STATISTICS

| | Colts | Titans |
|----------------------------|----------|----------|
| TOTAL FIRST DOWNS | 21 | 18 |
| THIRD DOWN EFFICIENCY | 7-14-50% | 1-10-10% |
| FOURTH DOWN EFFICIENCY | 1-1-100% | 0-1-0% |
| TOTAL NET YARDS | 288 | 242 |
| Plays - Avg. | 65-4.4 | 56-4.3 |
| NET YARDS RUSHING | 167 | 123 |
| Rushes - Avg. | 34-4.9 | 24-5.1 |
| NET YARDS PASSING | 121 | 119 |
| Sacks - Yards Lost | 3-25 | 4-35 |
| PASS ATT-COMP-INT | 28-17-1 | 28-19-0 |
| PUNTS - Avg. | 5-49.6 | 6-48.0 |
| PUNT RETURNS - Yards | 4-42 | 2-26 |
| KICKOFF RETURNS - Yards | 2-38 | 1-26 |
| INTERCEPTIONS - Yards | 0-0 | 1-0 |
| PENALTIES Number and Yards | 8-65 | 5-75 |
| FUMBLES - Lost | 1-1 | 2-0 |
| TOUCHDOWNS | 3 | 2 |
| FIELD GOALS Made-Attempts | 0-0 | 1-2 |
| RED ZONE EFFICIENCY | 3-3-100% | 2-2-100% |
| GOAL TO GO EFFICIENCY | 2-2-100% | 2-2-100% |
| SAFETIES | 0 | 0 |
| GIVEAWAYS | 2 | 0 |
| TAKEAWAYS | 0 | 2 |
| TIME OF POSSESSION | 31:54 | 28:06 |

COLTS STARTERS

OFFENSE

| | |
|-------|-------------|
| WR 13 | T.Hilton |
| LT 74 | A.Castonzo |
| LG 56 | Q.Nelson |
| C 78 | R.Kelly |
| RG 64 | M.Glowinski |
| RT 72 | B.Smith |
| TE 84 | J.Doyle |
| WR 14 | Z.Pascal |
| QB 7 | J.Brissett |
| WR 11 | D.Cain |
| RB 25 | M.Mack |

DEFENSE

| | |
|--------|------------|
| DE 99 | J.Houston |
| NT 92 | M.Hunt |
| UT 96 | D.Autry |
| WLB 53 | D.Leonard |
| MLB 50 | A.Walker |
| SAM 49 | M.Adams |
| CB 23 | K.Moore II |
| FS 29 | M.Hooker |
| SS 26 | C.Geathers |
| CB 35 | P.Desir |
| CB 34 | R.Ya-Sin |

TITANS STARTERS

OFFENSE

| | |
|-------|-----------|
| WR 11 | A.Brown |
| TE 82 | De.Walker |
| LT 71 | D.Kelly |
| LG 76 | R.Saffold |
| C 60 | B.Jones |
| RG 75 | J.Douglas |
| RT 78 | J.Conklin |
| TE 81 | J.Smith |
| TE 85 | M.Pruitt |
| QB 8 | M.Mariota |
| RB 22 | D.Henry |

DEFENSE

| | |
|--------|-----------|
| NT 90 | D.Jones |
| DT 99 | J.Casey |
| OLB 56 | S.Finch |
| ILB 54 | R.Evans |
| ILB 55 | J.Brown |
| OLB 58 | H.Landry |
| DB 26 | L.Ryan |
| SS 24 | K.Vaccaro |
| FS 31 | K.Byard |
| CB 21 | M.Butler |
| CB 25 | A.Jackson |

COLTS INDIVIDUAL STATISTICS

| Rushing | Att | Yds | Avg | Lg | TD |
|--------------|-----------|------------|------------|-----------|----------|
| J.Wilkins | 5 | 82 | 16.4 | 55 | 0 |
| M.Mack | 20 | 51 | 2.6 | 10 | 0 |
| J.Brissett | 7 | 25 | 3.6 | 7 | 0 |
| N.Hines | 2 | 9 | 4.5 | 5 | 0 |
| Total | 34 | 167 | 4.9 | 55 | 0 |

| Passing | Att | Cmp | Yds | TD | Lg | IN | Rt |
|--------------|-----------|-----------|------------|----------|-----------|----------|-------------|
| J.Brissett | 28 | 17 | 146 | 3 | 19 | 1 | 95.2 |
| Total | 28 | 17 | 146 | 3 | 19 | 1 | 95.2 |

| Receiving | No | Yds | Avg | Lg | TD |
|--------------|-----------|------------|------------|-----------|----------|
| T.Hilton | 4 | 43 | 10.8 | 19 | 1 |
| E.Ebron | 3 | 25 | 8.3 | 13 | 1 |
| C.Rogers | 3 | 24 | 8.0 | 15 | 0 |
| J.Doyle | 2 | 21 | 10.5 | 13 | 0 |
| M.Mack | 2 | 12 | 6.0 | 9 | 0 |
| P.Campbell | 1 | 12 | 12.0 | 12 | 1 |
| N.Hines | 1 | 5 | 5.0 | 5 | 0 |
| J.Wilkins | 1 | 4 | 4.0 | 4 | 0 |
| Total | 17 | 146 | 8.6 | 19 | 3 |

| Interceptions | No | Yds | Avg | Lg | TD |
|---------------|----|-----|-----|----|----|
| None | | | | | |

Leading Tacklers (Press Box Totals)

D. Leonard 10-6-4; K. Willis 7-6-1.

Sacks: D. Autry 2; D. Leonard 1; G. Stewart 1

FF: D. Autry 1; A. Muhammad 1 **FR:** None

TITANS INDIVIDUAL STATISTICS

| Rushing | Att | Yds | Avg | Lg | TD |
|--------------|-----------|------------|------------|-----------|----------|
| D.Henry | 15 | 82 | 5.5 | 18 | 1 |
| M.Mariota | 5 | 32 | 6.4 | 15 | 0 |
| D.Lewis | 3 | 9 | 3.0 | 4 | 0 |
| A.Humphries | 1 | 1 | 1.0 | 1 | 0 |
| Total | 24 | 123 | 5.2 | 18 | 1 |

| Passing | Att | Cmp | Yds | TD | Lg | IN | Rt |
|--------------|-----------|-----------|------------|----------|-----------|----------|-------------|
| M.Mariota | 28 | 19 | 154 | 1 | 25 | 0 | 93.5 |
| Total | 28 | 19 | 154 | 1 | 25 | 0 | 93.5 |

| Receiving | No | Yds | Avg | Lg | TD |
|----------------|-----------|------------|------------|-----------|----------|
| De.Walker | 4 | 39 | 9.8 | 15 | 0 |
| C.Davis | 3 | 38 | 12.7 | 25 | 0 |
| A.Brown | 3 | 25 | 8.3 | 11 | 0 |
| T.Sharpe | 2 | 24 | 12.0 | 15 | 0 |
| D.Henry | 2 | 12 | 6.0 | 9 | 0 |
| A.Humphries | 2 | -1 | -0.5 | 0 | 0 |
| D.Jennings | 1 | 11 | 11.0 | 11 | 0 |
| D.Lewis | 1 | 5 | 5.0 | 5 | 0 |
| D.Quessenberry | 1 | 1 | 1.0 | 1 | 1 |
| Total | 19 | 154 | 8.1 | 25 | 1 |

| Interceptions | No | Yds | Avg | Lg | TD |
|---------------|----------|----------|------------|----------|----------|
| L. Ryan | 1 | 0 | 0.0 | 0 | 0 |
| Total | 1 | 0 | 0.0 | 0 | 0 |

Leading Tacklers (Coaching Totals)

J. Brown 10-8-2; M. Butler 7-5-2; K. Vaccaro 7-5-2.

Sacks: H. Landry 1; I. Mack 1

FF: None **FR:** H. Landry 1

TITANS-JAGUARS: GAME SUMMARY



Week 3: Titans 7, Jaguars 20
Thursday, Sept. 19, 2019 • 8:20 p.m. ET • TIAA Bank Field



GAME RECAP

In Week 3 of the 2019 season, the Titans traveled to Jacksonville to face the Jaguars in a primetime Thursday Night Football matchup. Despite allowing Jacksonville just 12 first downs, and yielding only two conversions on 11 third-down attempts, Tennessee lost by a score of 20-7.

On Jacksonville's opening possession, the Tennessee defense forced the Jaguars to go three-and-out. CB **Adoree' Jackson** was back deep to return the ball, but fumbled the punt and turned it over to Jacksonville at the Tennessee seven-yard line. Jaguars QB **Gardner Minshew** capitalized on the turnover by tossing a seven-yard touchdown pass to Jaguars TE **James O'Shaughnessy** for an early 7-0 lead.

Later in the first quarter, Jacksonville tacked on another score with a six-play, 62-yard scoring drive that culminated in a 22-yard touchdown pass from Minshew to Jaguars WR **DJ Chark Jr.** Jacksonville doubled the lead, 14-0.

In the third quarter, with help from a 37-yard reception by Chark and a 15-yard reception by Jaguars WR **Chris Conley**, Jacksonville found their way into Titans territory. Ultimately, the Titans defense forced the Jaguars to settle for a 40-yard field goal as Jacksonville extended the lead, 17-0.

Tennessee was able to construct a seven-play scoring drive in the fourth quarter. QB Marcus Mariota tossed a 29-yard reception to TE **Delanie Walker**, as well as 11 and 14-yard passes to WR **Corey Davis** to help move the chains. Mariota contributed a nine-yard rush from the Jacksonville 10-yard line to inch the offense closer, as ultimately RB **Derrick Henry** ran into the endzone for a one-yard score. The Titans got on the board, 17-7.

Later in the fourth quarter, Jacksonville tacked on another field goal as Jaguars K **Josh Lambo** successfully converted a 48-yard attempt. Jacksonville extended the lead to 20-7, and preserved the score for a victory.

SCORING

| | 1 | 2 | 3 | 4 | Final |
|--------------|----|---|---|---|-------|
| Tennessee | 0 | 0 | 0 | 7 | 7 |
| Jacksonville | 14 | 0 | 3 | 3 | 20 |

| TEAM | SCORING PLAY | TIME |
|---------|--|---------|
| Jaguars | J.O'Shaughnessy 7 yd. pass from G.Minshew (J.Lambo kick) | 1-13:02 |
| Jaguars | D.Chark 22 yd. pass from G.Minshew (J.Lambo kick) | 1-6:36 |
| Jaguars | J.Lambo 40 yd. Field Goal | 3-7:54 |
| Titans | D.Henry 1 yd. run (C.Santos kick) | 4-12:04 |
| Jaguars | J.Lambo 48 yd. Field Goal | 4-7:34 |

Missed FGs: None

Attendance: 58,613

Time of Game: 3:01

Weather: Light rain, 73° F, wind NE 9 mph

Referee: Shawn Hochuli



TEAM STATISTICS

| | Titans | Jaguars |
|----------------------------|----------|----------|
| TOTAL FIRST DOWNS | 21 | 12 |
| THIRD DOWN EFFICIENCY | 8-17-47% | 2-11-18% |
| FOURTH DOWN EFFICIENCY | 0-1-0% | 0-1-0% |
| TOTAL NET YARDS | 340 | 292 |
| Plays - Avg. | 75-4.5 | 50-5.8 |
| NET YARDS RUSHING | 91 | 88 |
| Rushes - Avg. | 26-3.5 | 20-4.4 |
| NET YARDS PASSING | 249 | 204 |
| Sacks - Yards Lost | 9-55 | 0-0 |
| PASS ATT-COMP-INT | 40-23-0 | 30-20-0 |
| PUNTS - Avg. | 8-46.5 | 6-42.0 |
| PUNT RETURNS - Yards | 1-0 | 2-11 |
| KICKOFF RETURNS - Yards | 1-25 | 0-0 |
| INTERCEPTIONS - Yards | 0-0 | 0-0 |
| PENALTIES Number and Yards | 9-101 | 4-30 |
| FUMBLES - Lost | 3-1 | 0-0 |
| TOUCHDOWNS | 1 | 2 |
| FIELD GOALS Made-Attempts | 0-0 | 2-2 |
| RED ZONE EFFICIENCY | 1-2-50% | 1-2-50% |
| GOAL TO GO EFFICIENCY | 1-1-100% | 1-2-50% |
| SAFETIES | 0 | 0 |
| GIVEAWAYS | 1 | 0 |
| TAKEAWAYS | 0 | 1 |
| TIME OF POSSESSION | 35:16 | 24:44 |

TITANS STARTERS

| OFFENSE | | DEFENSE | |
|---------|-------------|---------|-----------|
| WR 84 | C.Davis | DT 99 | J.Casey |
| TE 81 | J.Smith | NT 90 | D.Jones |
| LT 71 | D.Kelly | DT 97 | I.Mack |
| LG 76 | R.Saffold | OLB 56 | S.Finch |
| C 60 | B.Jones | ILB 54 | R.Evans |
| RG 75 | J.Douglas | ILB 55 | J.Brown |
| RT 78 | J.Conklin | OLB 58 | H.Landry |
| WR 11 | A.Brown | CB 26 | L.Ryan |
| WR 10 | A.Humphries | SS 24 | K.Vaccaro |
| QB 8 | M.Mariota | FS 31 | K.Byard |
| RB 22 | D.Henry | CB 21 | M.Butler |

JAGUARS STARTERS

| OFFENSE | | DEFENSE | |
|---------|-----------------|---------|------------|
| WR 12 | D.Westbrook | DE 41 | J.Allen |
| LT 74 | C.Robinson | NT 99 | M.Dareus |
| LG 68 | A.Norwell | DT 93 | C.Campbell |
| C 65 | B.Linder | DE 91 | Y.Ngakoue |
| RG 60 | A.Cann | WLB 56 | Q.Williams |
| RT 75 | J.Taylor | MLB 44 | M.Jack |
| TE 80 | J.O'Shaughnessy | RCB 21 | A.Bouye |
| WR 17 | D.Chark | LCB 20 | J.Ramsey |
| QB 15 | G.Minshew | FS 26 | J.Wilson |
| TE 88 | S.DeValve | SS 36 | R.Harrison |
| RB 27 | L.Fournette | CB 25 | D.Hayden |

TITANS INDIVIDUAL STATISTICS

| Rushing | Att | Yds | Avg | Lg | TD |
|--------------|-----------|-----------|------------|-----------|----------|
| D.Henry | 17 | 44 | 2.6 | 11 | 1 |
| M.Mariota | 6 | 34 | 5.7 | 12 | 0 |
| D.Lewis | 3 | 13 | 4.3 | 5 | 0 |
| Total | 26 | 91 | 3.5 | 12 | 1 |

| Passing | Att | Cmp | Yds | TD | Lg | IN | Rt |
|--------------|-----------|-----------|------------|----------|-----------|----------|-------------|
| M.Mariota | 40 | 23 | 304 | 0 | 47 | 0 | 81.7 |
| Total | 40 | 23 | 304 | 0 | 47 | 0 | 81.7 |

| Receiving | No | Yds | Avg | Lg | TD |
|--------------|-----------|------------|-------------|-----------|----------|
| De.Walker | 7 | 64 | 9.1 | 29 | 0 |
| A.Humphries | 6 | 93 | 15.5 | 30 | 0 |
| C.Davis | 3 | 44 | 14.7 | 19 | 0 |
| T.Sharpe | 2 | 70 | 35.0 | 47 | 0 |
| J.Smith | 2 | 20 | 10.0 | 20 | 0 |
| D.Lewis | 1 | 7 | 7.0 | 7 | 0 |
| A.Brown | 1 | 4 | 4.0 | 4 | 0 |
| D.Henry | 1 | 2 | 2.0 | 2 | 0 |
| Total | 23 | 304 | 13.2 | 47 | 0 |

| Interceptions | No | Yds | Avg | Lg | TD |
|---------------|----|-----|-----|----|----|
| None | | | | | |

Leading Tacklers (Coaching Totals)

J. Brown 11-9-2; R. Evans 7-2-5; J. Casey 6-4-2

Sacks: None

FF: None FR: None

JAGUARS INDIVIDUAL STATISTICS

| Rushing | Att | Yds | Avg | Lg | TD |
|--------------|-----------|-----------|------------|-----------|----------|
| L.Fournette | 15 | 66 | 4.4 | 69 | 0 |
| G.Minshew | 4 | 18 | 4.5 | 10 | 0 |
| D.Westbrook | 1 | 4 | 4.0 | 4 | 0 |
| Total | 20 | 88 | 4.4 | 69 | 0 |

| Passing | Att | Cmp | Yds | TD | Lg | IN | Rt |
|--------------|-----------|-----------|------------|----------|-----------|----------|--------------|
| G.Minshew | 30 | 20 | 204 | 2 | 37 | 0 | 108.2 |
| Total | 30 | 20 | 204 | 2 | 37 | 0 | 108.2 |

| Receiving | No | Yds | Avg | Lg | TD |
|-----------------|-----------|------------|-------------|-----------|----------|
| L.Fournette | 6 | 26 | 4.3 | 9 | 0 |
| D.Westbrook | 5 | 46 | 9.2 | 28 | 0 |
| D.Chark | 4 | 76 | 19.0 | 37 | 1 |
| C.Conley | 2 | 30 | 15.0 | 15 | 0 |
| J.O'Shaughnessy | 2 | 18 | 9.0 | 11 | 1 |
| G.Swaim | 1 | 8 | 8.0 | 8 | 0 |
| Total | 20 | 204 | 10.2 | 37 | 2 |

| Interceptions | No | Yds | Avg | Lg | TD |
|---------------|----|-----|-----|----|----|
| None | | | | | |

Leading Tacklers (Press Box Totals)

R. Harrison 10-4-6; J. Ramsey 9-5-4; Q. Williams 8-4-4

Sacks: C. Campbell 3; J. Allen 2; D. Smoot 2; T. Bryan 1; L. Jacobs 0.5; M. Dareus 0.5

FF: J. Ramsey 1; J. Allen 1 FR: None

TITANS-FALCONS: GAME SUMMARY



Week 4: Titans 24, Falcons 10
Sunday, Sept. 29, 2019 • 1:00 p.m. ET • Mercedes-Benz Stadium



GAME RECAP

In Week 4 of the 2019 season, the Titans traveled to Atlanta to take on the Falcons and won their fifth consecutive game over an NFC opponent. QB **Marcus Mariota** threw three touchdown passes en route to guiding the Titans to a 24-10 win.

The Titans got on the board first and never trailed throughout the day's contest. In the first quarter, Mariota connected with WR **A.J. Brown** for Brown's first career touchdown and his first score of the day, as he raced into the end zone on a 55-yard pass for a 7-0 lead. Atlanta responded on their following possession, as Falcons QB **Matt Ryan** strung together a six-play, 85-yard scoring drive. With a total of 33 yards contributed by Falcons TE **Austin Hooper**, Falcons RB **Ito Smith** was able to run in a one-yard touchdown to tie the game, 7-7.

However, Tennessee immediately responded on their next possession as Mariota constructed a 75-yard scoring drive that culminated in another passing score. Mariota again connected with Brown for an 11-yard touchdown reception, as the Titans pulled ahead 14-7.

In the second quarter, Tennessee orchestrated two more scoring drives. First, kicker **Cairo Santos** converted a 45-yard field goal attempt to increase Tennessee's lead, 17-7. Next, Mariota tossed his third touchdown pass of the day as he connected with WR **Corey Davis** for a 23-yard score and a 24-7 Titans lead.

Atlanta opened up the second half with a 10-play scoring drive. With a 22-yard reception by Falcons RB **Devonta Freeman**, and a 28-yard catch by Falcons WR **Mohamed Sanu**, Falcons K **Matt Bryant** converted a 42-yard field goal, 24-10.

Ultimately, the Titans defense limited Atlanta rushers to 58 rushing yards on 17 attempts, and did not allow Ryan to throw a touchdown pass, breaking Ryan's streak of 18 consecutive games with at least one touchdown pass. Atlanta could not mount a comeback, as Tennessee preserved and sealed a 24-10 road victory.

SCORING

| | 1 | 2 | 3 | 4 | Final |
|-----------|----|----|---|---|-------|
| Tennessee | 14 | 10 | 0 | 0 | 24 |
| Atlanta | 7 | 0 | 3 | 0 | 10 |

| TEAM | SCORING PLAY | TIME |
|---------|--|---------|
| Titans | A.Brown 55 yd. pass from M.Mariota (C.Santos kick) | 1-11:57 |
| Falcons | I.Smith 1 yd. run (M.Bryant kick) | 1-8:30 |
| Titans | A.Brown 11 yd. pass from M.Mariota (C.Santos kick) | 1-2:26 |
| Titans | C.Santos 45 yd. Field Goal | 2-10:03 |
| Titans | C.Davis 23 yd. pass from M.Mariota (C.Santos kick) | 2-2:23 |
| Falcons | M.Bryant 42 yd. Field Goal | 3-11:39 |

Missed FGs: M. Bryant 32LU

Attendance: 72,108

Time of Game: 2:57

Weather: Dome, closed on turf

Referee: John Hussey



TEAM STATISTICS

| | Titans | Falcons |
|----------------------------|----------|----------|
| TOTAL FIRST DOWNS | 22 | 24 |
| THIRD DOWN EFFICIENCY | 6-13-46% | 5-14-36% |
| FOURTH DOWN EFFICIENCY | 0-1-0% | 1-4-25% |
| TOTAL NET YARDS | 365 | 422 |
| Plays - Avg. | 61-6.0 | 75-5.6 |
| NET YARDS RUSHING | 138 | 58 |
| Rushes - Avg. | 34-4.1 | 17-3.4 |
| NET YARDS PASSING | 227 | 364 |
| Sacks - Yards Lost | 0-0 | 5-33 |
| PASS ATT-COMP-INT | 27-18-0 | 53-35-0 |
| PUNTS - Avg. | 5-45.0 | 3-43.0 |
| Net Punting Average | 44.6 | 42.3 |
| PUNT RETURNS - Yards | 1-2 | 1-2 |
| KICKOFF RETURNS - Yards | 0-0 | 2-42 |
| INTERCEPTIONS - Yards | 0-0 | 0-0 |
| PENALTIES Number and Yards | 5-77 | 7-50 |
| FUMBLES - Lost | 3-0 | 1-1 |
| TOUCHDOWNS | 3 | 1 |
| FIELD GOALS Made-Attempts | 1-1 | 1-2 |
| RED ZONE EFFICIENCY | 1-2-50% | 1-3-33% |
| GOAL TO GO EFFICIENCY | 0-0-0% | 1-1-100% |
| SAFETIES | 0 | 0 |
| GIVEAWAYS | 0 | 1 |
| TAKEAWAYS | 1 | 0 |
| TIME OF POSSESSION | 29:19 | 30:41 |

TITANS STARTERS

| OFFENSE | | DEFENSE | |
|---------|-------------|---------|-----------|
| WR 84 | C.Davis | NT 90 | D.Jones |
| TE 81 | J.Smith | DT 99 | J.Casey |
| LT 71 | D.Kelly | OLB 93 | R.Gilbert |
| LG 76 | R.Saffold | ILB 54 | R.Evans |
| C 60 | B.Jones | ILB 55 | J.Brown |
| RG 75 | J.Douglas | OLB 58 | H.Landry |
| RT 78 | J.Conklin | CB 26 | L.Ryan |
| WR 10 | A.Humphries | SS 24 | K.Vaccaro |
| WR 19 | T.Sharpe | FS 31 | K.Byard |
| QB 8 | M.Mariota | CB 21 | M.Butler |
| RB 22 | D.Henry | CB 25 | A.Jackson |

FALCONS STARTERS

| OFFENSE | | DEFENSE | |
|---------|-------------|---------|------------|
| WR 11 | J.Jones | DE 98 | T.McKinley |
| WR 12 | M.Sanu | DT 97 | G.Jarrett |
| LT 70 | J.Matthews | DT 96 | T.Davison |
| LG 77 | J.Carpenter | DE 93 | A.Bailey |
| C 51 | A.Mack | DE 44 | V.Beasley |
| RG 68 | J.Brown | LB 59 | D.Campbell |
| RT 76 | K.McGary | LB 45 | D.Jones |
| TE 81 | A.Hooper | CB 26 | I.Oliver |
| QB 2 | M.Ryan | CB 21 | D.Trufant |
| RB 24 | D.Freeman | S 37 | R.Allen |
| WR 18 | C.Ridley | S 27 | D.Kazee |

TITANS INDIVIDUAL STATISTICS

| Rushing | Att | Yds | Avg | Lg | TD |
|--------------|-----------|------------|------------|-----------|----------|
| D.Henry | 27 | 100 | 3.7 | 16 | 0 |
| M.Mariota | 3 | 22 | 7.3 | 11 | 0 |
| D.Lewis | 4 | 16 | 4.0 | 7 | 0 |
| Total | 34 | 138 | 4.1 | 16 | 0 |

| Passing | Att | Cmp | Yds | TD | Lg | IN | Rt |
|--------------|-----------|-----------|------------|----------|-----------|----------|--------------|
| M.Mariota | 27 | 18 | 227 | 3 | 55 | 0 | 129.7 |
| Total | 27 | 18 | 227 | 3 | 55 | 0 | 129.7 |

| Receiving | No | Yds | Avg | Lg | TD |
|--------------|-----------|------------|-------------|-----------|----------|
| C.Davis | 5 | 91 | 18.2 | 23 | 1 |
| D.Lewis | 4 | 4 | 1.0 | 11 | 0 |
| A.Brown | 3 | 94 | 31.3 | 55 | 2 |
| A.Humphries | 2 | 15 | 7.5 | 9 | 0 |
| D.Henry | 1 | 8 | 8.0 | 8 | 0 |
| D.Jennings | 1 | 6 | 6.0 | 6 | 0 |
| J.Smith | 1 | 5 | 5.0 | 5 | 0 |
| De.Walker | 1 | 4 | 4.0 | 4 | 0 |
| Total | 18 | 227 | 12.6 | 55 | 3 |

| Interceptions | No | Yds | Avg | Lg | TD |
|---------------|----|-----|-----|----|----|
| None | | | | | |

Leading Tacklers (Coaching Totals)

R. Evans 10-8-2; J. Brown 9-6-3; K. Byard 8-5-3

Sacks: H. Landry 2; J. Casey 1; J. Brown 1; R.

Evans 0.5; I. Mack 0.5

FF: J. Casey 1 **FR:** J. Casey 1

FALCONS INDIVIDUAL STATISTICS

| Rushing | Att | Yds | Avg | Lg | TD |
|--------------|-----------|-----------|------------|-----------|----------|
| D.Freeman | 12 | 28 | 2.3 | 8 | 0 |
| M.Ryan | 2 | 18 | 9.0 | 12 | 0 |
| I.Smith | 2 | 11 | 5.5 | 10 | 1 |
| J.Jones | 1 | 1 | 1.0 | 1 | 0 |
| Total | 17 | 58 | 3.4 | 12 | 1 |

| Passing | Att | Cmp | Yds | TD | Lg | IN | Rt |
|--------------|-----------|-----------|------------|----------|-----------|----------|-------------|
| M.Ryan | 53 | 35 | 397 | 0 | 28 | 0 | 88.3 |
| Total | 53 | 35 | 397 | 0 | 28 | 0 | 88.3 |

| Receiving | No | Yds | Avg | Lg | TD |
|--------------|-----------|------------|-------------|-----------|----------|
| A.Hooper | 9 | 130 | 14.4 | 28 | 0 |
| M.Sanu | 9 | 91 | 10.1 | 28 | 0 |
| D.Freeman | 8 | 72 | 9.0 | 22 | 0 |
| J.Jones | 4 | 52 | 13.0 | 20 | 0 |
| C.Ridley | 3 | 32 | 10.7 | 21 | 0 |
| I.Smith | 2 | 20 | 10.0 | 10 | 0 |
| Total | 35 | 397 | 11.3 | 28 | 0 |

| Interceptions | No | Yds | Avg | Lg | TD |
|---------------|----|-----|-----|----|----|
| None | | | | | |

Leading Tacklers (Press Box Totals)

D. Campbell 17-7-10; K. Ishmael 9-1-8

Sacks: None

FF: D. Campbell 2; A. Clayborn 1 **FR:** None

TITANS-BILLS: GAME SUMMARY



Week 5: Titans 7, Bills 14
Sunday, Oct. 6, 2019 • 12:00 p.m. CT • Nissan Stadium



GAME RECAP

In Week 5 of the 2019 season, the Titans hosted the Buffalo Bills at Nissan Stadium and lost by a score of 14-7.

Buffalo got on the board first in the second quarter by way of a six-play, 60-yard scoring drive. Bills QB **Josh Allen** connected with Bills WR **John Brown** for 14-yard and 21-yard passes, as well as with Bills WR **Duke Williams** for 11 yards to help move the chains. Ultimately, Allen hit Bills TE **Lee Smith** for an eight-yard touchdown and a 7-0 Buffalo lead. Tennessee missed two scoring opportunities in the second quarter, as K **Cairo Santos** failed to convert 50 and 36-yard attempts.

In the third quarter, S **Kevin Byard** picked off Allen and returned the ball five yards to give the Tennessee offense possession at the Buffalo 38-yard line. The Titans were able to capitalize on the turnover, as QB **Marcus Mariota** led the team on a seven-play, 38-yard drive. With help of a nine-yard first down reception by WR **Adam Humphries**, and a 17-yard rush by RB **Derrick Henry**, Henry was able to scoot into the end zone for a one-yard score and a tie game, 7-7.

Later in the third quarter, TE **Jonnu Smith** took a screen pass 57 yards to earn a first down at the Buffalo 21-yard line. With two touchdown plays called back due to penalties, the Titans were forced to settle for a 33-yard field goal attempt, which went unsuccessful after being tipped by Bills DE **Darryl Johnson**.

Buffalo tacked on their second score in the fourth quarter as Allen flipped a 46-yard pass to Bills WR **Isaiah McKenzie** to get the team into the red zone. Allen connected with Williams for a seven-yard touchdown and a 14-7 lead.

After regaining possession of the ball, the Titans failed at converting a fourth field goal attempt and were unable to construct a comeback. Tennessee fell to Buffalo at home, 14-7.

SCORING

| | 1 | 2 | 3 | 4 | Final |
|-----------|---|---|---|---|-------|
| Buffalo | 0 | 7 | 0 | 7 | 14 |
| Tennessee | 0 | 0 | 7 | 0 | 7 |

| TEAM | SCORING PLAY | TIME |
|--------|---|--------|
| Bills | L.Smith 8 yd. pass from J. Allen (S.Hauschka kick) | 2-2:36 |
| Titans | D.Henry 1 yd. run (C.Santos kick) | 3-7:02 |
| Bills | D.Williams 7 yd. pass from J. Allen (S.Hauschka kick) | 4-9:46 |

Missed FGs: C. Santos 50WL; 36WR; 33B; 53WL

Attendance: 66,910

Time of Game: 2:54

Weather: Cloudy, 77° F, wind S 13 mph

Referee: Bradley Rogers



TEAM STATISTICS

| | Bills | Titans |
|----------------------------|----------|----------|
| TOTAL FIRST DOWNS | 18 | 14 |
| THIRD DOWN EFFICIENCY | 4-13-31% | 4-14-29% |
| FOURTH DOWN EFFICIENCY | 1-2-50% | 0-0-0% |
| TOTAL NET YARDS | 313 | 252 |
| Plays - Avg. | 63-5.0 | 54-4.7 |
| NET YARDS RUSHING | 109 | 102 |
| Rushes - Avg. | 27 | 27 |
| NET YARDS PASSING | 204 | 150 |
| Sacks - Yards Lost | 4-15 | 5-33 |
| PASS ATT-COMP-INT | 32-23-1 | 22-13-0 |
| PUNTS - Avg. | 6-50.0 | 6-50.0 |
| Net Punting Average | 43.0 | 49.3 |
| PUNT RETURNS - Yards | 2-2 | 2-2 |
| KICKOFF RETURNS - Yards | 1-18 | 0-0 |
| INTERCEPTIONS - Yards | 0-0 | 1-5 |
| PENALTIES Number and Yards | 11-78 | 8-60 |
| FUMBLES - Lost | 0-0 | 1-0 |
| TOUCHDOWNS | 2 | 1 |
| FIELD GOALS Made-Attempts | 0-0 | 0-4 |
| RED ZONE EFFICIENCY | 2-3-67% | 1-3-33% |
| GOAL TO GO EFFICIENCY | 1-1-100% | 1-2-50% |
| SAFETIES | 0 | 0 |
| GIVEAWAYS | 1 | 0 |
| TAKEAWAYS | 0 | 1 |
| TIME OF POSSESSION | 31:12 | 28:48 |

BILLS STARTERS

OFFENSE

| | |
|-------|-------------|
| WR 15 | J.Brown |
| LT 73 | D.Dawkins |
| LG 67 | Q.Spain |
| C 60 | M.Morse |
| RG 76 | J.Feliciano |
| RT 70 | C.Ford |
| TE 88 | D.Knox |
| QB 17 | J.Allen |
| WR 82 | D.Williams |
| RB 20 | F.Gore |
| WR 10 | C.Beasley |

DEFENSE

| | |
|--------|-------------|
| LDE 93 | T.Murphy |
| LDT 98 | S.Lotulelei |
| RDT 91 | E.Oliver |
| RDE 55 | J.Hughes |
| SLB 58 | M.Milano |
| MLB 49 | T.Edmunds |
| WLB 31 | D.Marlowe |
| CB 27 | T.White |
| CB 39 | L.Wallace |
| SS 21 | J.Poyer |
| FS 23 | M.Hyde |

TITANS STARTERS

OFFENSE

| | |
|-------|-----------|
| WR 11 | A.Brown |
| TE 82 | De.Walker |
| LT 77 | T.Lewan |
| LG 76 | R.Saffold |
| C 60 | B.Jones |
| RG 64 | N.Davis |
| RT 78 | J.Conklin |
| TE 85 | M.Pruitt |
| TE 81 | J.Smith |
| QB 8 | M.Mariota |
| RB 22 | D.Henry |

DEFENSE

| | |
|--------|-----------|
| NT 90 | D.Jones |
| DT 99 | J.Casey |
| OLB 93 | R.Gilbert |
| ILB 54 | R.Evans |
| ILB 55 | J.Brown |
| OLB 58 | H.Landry |
| CB 25 | A.Jackson |
| CB 26 | L.Ryan |
| SS 24 | K.Vaccaro |
| FS 31 | K.Byard |
| CB 21 | M.Butler |

BILLS INDIVIDUAL STATISTICS

| Rushing | Att | Yds | Avg | Lg | TD |
|--------------|-----------|------------|------------|-----------|----------|
| F.Gore | 14 | 60 | 4.3 | 19 | 0 |
| J.Allen | 10 | 27 | 2.7 | 6 | 0 |
| T.Yeldon | 2 | 15 | 7.5 | 11 | 0 |
| A.Roberts | 1 | 7 | 7.0 | 7 | 0 |
| Total | 27 | 109 | 4.0 | 19 | 0 |

| Passing | Att | Cmp | Yds | TD | Lg | IN | Rt |
|--------------|-----------|-----------|------------|----------|-----------|----------|-------------|
| J.Allen | 32 | 23 | 219 | 2 | 46 | 1 | 98.3 |
| Total | 32 | 23 | 219 | 2 | 46 | 1 | 98.3 |

| Receiving | No | Yds | Avg | Lg | TD |
|--------------|-----------|------------|------------|-----------|----------|
| J.Brown | 5 | 75 | 15.0 | 21 | 0 |
| D.Williams | 4 | 29 | 7.3 | 11 | 1 |
| T.Yeldon | 4 | 13 | 3.3 | 8 | 0 |
| C.Beasley | 3 | 21 | 7.0 | 8 | 0 |
| I.McKenzie | 2 | 52 | 26.0 | 46 | 0 |
| D.Knox | 2 | 12 | 6.0 | 7 | 0 |
| F.Gore | 2 | 9 | 4.5 | 6 | 0 |
| L.Smith | 1 | 8 | 8.0 | 8 | 1 |
| Total | 23 | 219 | 9.5 | 46 | 2 |

| Interceptions | No | Yds | Avg | Lg | TD |
|---------------|----|-----|-----|----|----|
| None | | | | | |

Leading Tacklers (Press Box Totals)

L. Alexander 6-5-1; E. Oliver 6-3-3; J. Hughes 5-3-2

Sacks: J. Phillips 3; L. Alexander 1; D. Johnson 1
FF: None FR: None

TITANS INDIVIDUAL STATISTICS

| Rushing | Att | Yds | Avg | Lg | TD |
|--------------|-----------|------------|------------|-----------|----------|
| D.Henry | 20 | 78 | 3.9 | 24 | 1 |
| M.Mariota | 5 | 13 | 2.6 | 4 | 0 |
| D.Lewis | 2 | 11 | 5.5 | 9 | 0 |
| Total | 27 | 102 | 3.8 | 24 | 1 |

| Passing | Att | Cmp | Yds | TD | Lg | IN | Rt |
|--------------|-----------|-----------|------------|----------|-----------|----------|-------------|
| M.Mariota | 22 | 13 | 183 | 0 | 57 | 0 | 86.0 |
| Total | 22 | 13 | 183 | 0 | 57 | 0 | 86.0 |

| Receiving | No | Yds | Avg | Lg | TD |
|--------------|-----------|------------|-------------|-----------|----------|
| A.Humphries | 4 | 30 | 7.5 | 10 | 0 |
| C.Davis | 2 | 28 | 14.0 | 23 | 0 |
| A.Brown | 2 | 27 | 13.5 | 14 | 0 |
| D.Lewis | 2 | 19 | 9.5 | 10 | 0 |
| J.Smith | 1 | 57 | 57.0 | 57 | 0 |
| T.Sharpe | 1 | 12 | 12.0 | 12 | 0 |
| De.Walker | 1 | 10 | 10.0 | 10 | 0 |
| Total | 13 | 183 | 14.1 | 57 | 0 |

| Interceptions | No | Yds | Avg | Lg | TD |
|---------------|----------|----------|------------|----------|----------|
| K.Byard | 1 | 5 | 5.0 | 5 | 0 |
| Total | 1 | 5 | 5.0 | 5 | 0 |

Leading Tacklers (Coaching Totals)

R. Evans 10-8-2; L. Ryan 9-7-2; J. Brown 8-7-1

Sacks: H. Landry 1; R. Gilbert 1; D. Jones 1; L. Ryan 1

FF: None FR: None

TITANS-BRONCOS: GAME SUMMARY



Week 6: Titans 0, Broncos 16

Sunday, Oct. 13, 2019 • 2:25 p.m. MDT • Empower Field at Mile High



GAME RECAP

In Week 6 of the 2019 season, the Titans traveled to Denver to take on the Broncos and lost by a score of 16-0.

On Denver's opening possession, the Broncos constructed an eight-play, 32-yard scoring drive. Broncos RB **Phillip Lindsay** contributed 13 yards on the ground, and Broncos RB **Royce Freeman** accounted for 11 rushing yards. Broncos K **Brandon McManus** converted a 31-yard field goal for an early 3-0 Denver lead.

In the second quarter, Denver tacked on another field goal to double their lead. Broncos QB **Joe Flacco** tossed a 41-yard pass to Broncos WR **Courtland Sutton**, but the Titans defense forced Denver to settle for a 53-yard field goal. The Broncos went ahead, 6-0.

In the third quarter, the Broncos added a touchdown on a six-play, 41-yard scoring drive. Flacco connected with Freeman for a 19-yard reception, and then with Broncos WR **DaeSean Hamilton** for a 13-yard catch, as ultimately Lindsay ran in a two-yard score for a 13-0 lead.

Denver put up three more points on a successful 48-yard field goal attempt in the fourth quarter, 16-0. Despite the defense allowing Denver to convert just two of 14 third down attempts on the day, Tennessee was unable to mount a comeback after replacing QB **Marcus Mariota** with QB **Ryan Tannehill** in the second half. The Titans fell on the road, 16-0.

SCORING

| | 1 | 2 | 3 | 4 | Final |
|-----------|---|---|---|---|-------|
| Tennessee | 0 | 0 | 0 | 0 | 0 |
| Denver | 3 | 3 | 7 | 3 | 16 |

TEAM SCORING PLAY

| TEAM | SCORING PLAY | TIME |
|---------|--------------------------------------|---------|
| Broncos | B.McManus 31 yd. Field Goal | 1-10:16 |
| Broncos | B.McManus 53 yd. Field Goal | 2-4:40 |
| Broncos | P.Lindsay 2 yd. run (B.McManus kick) | 3-4:56 |
| Broncos | B.McManus 48 yd. Field Goal | 4-4:53 |

Missed FGs: None

Attendance: 75,815

Time of Game: 2:55

Weather: Sunny, 69° F, wind E 7 mph

Referee: Alex Kemp



TEAM STATISTICS

| | Titans | Broncos |
|----------------------------|----------|----------|
| TOTAL FIRST DOWNS | 12 | 11 |
| THIRD DOWN EFFICIENCY | 2-14-14% | 2-14-14% |
| FOURTH DOWN EFFICIENCY | 0-2-0% | 0-0-0% |
| TOTAL NET YARDS | 204 | 270 |
| Plays - Avg. | 62-3.3 | 59-4.6 |
| NET YARDS RUSHING | 39 | 103 |
| Rushes - Avg. | 21-1.9 | 30-3.4 |
| NET YARDS PASSING | 165 | 167 |
| Sacks - Yards Lost | 7-42 | 1-10 |
| PASS ATT-COMP-INT | 34-20-3 | 28-18-1 |
| PUNTS - Avg. | 9-47.1 | 8-50.1 |
| Net Punting Average | 41.8 | 45.3 |
| PUNT RETURNS - Yards | 3-19 | 3-48 |
| KICKOFF RETURNS - Yards | 1-16 | 0-0 |
| INTERCEPTIONS - Yards | 1-25 | 3-40 |
| PENALTIES Number and Yards | 6-40 | 8-51 |
| FUMBLES - Lost | 1-0 | 2-0 |
| TOUCHDOWNS | 0 | 1 |
| FIELD GOALS Made-Attempts | 0-0 | 3-3 |
| RED ZONE EFFICIENCY | 0-2-0% | 1-2-50% |
| GOAL TO GO EFFICIENCY | 0-0-0% | 1-1-100% |
| SAFETIES | 0 | 0 |
| GIVEAWAYS | 3 | 1 |
| TAKEAWAYS | 1 | 3 |
| TIME OF POSSESSION | 30:14 | 29:46 |

TITANS STARTERS

OFFENSE

| | |
|-------|-------------|
| WR 11 | A.Brown |
| TE 82 | De.Walker |
| LT 77 | T.Lewan |
| LG 76 | R.Saffold |
| C 60 | B.Jones |
| RG 64 | N.Davis |
| RT 78 | J.Conklin |
| WR 10 | A.Humphries |
| QB 8 | M.Mariota |
| RB 22 | D.Henry |
| TE 85 | M.Pruitt |

DEFENSE

| | |
|--------|-----------|
| NT 90 | D.Jones |
| DT 99 | J.Casey |
| OLB 93 | R.Gilbert |
| ILB 54 | R.Evans |
| ILB 55 | J.Brown |
| OLB 58 | H.Landry |
| CB 26 | L.Ryan |
| SS 24 | K.Vaccaro |
| FS 31 | K.Byard |
| CB 21 | M.Butler |
| CB 25 | A.Jackson |

BRONCOS STARTERS

OFFENSE

| | |
|-------|-------------|
| WR 10 | E.Sanders |
| LT 72 | G.Bolles |
| LG 66 | D.Risner |
| C 60 | C.McGovern |
| RG 65 | R.Leary |
| RT 68 | E.Wilkinson |
| TE 87 | N.Fant |
| WR 14 | C.Sutton |
| RB 30 | P.Lindsay |
| QB 5 | J.Flacco |
| WR 17 | D.Hamilton |

DEFENSE

| | |
|--------|-----------|
| DE 96 | S.Harris |
| NT 98 | M.Purcell |
| DE 95 | D.Wolfe |
| SLB 59 | M.Reed |
| WLB 58 | V.Miller |
| ILB 45 | A.Johnson |
| ILB 51 | T.Davis |
| LCB 25 | C.Harris |
| RCB 27 | D.Harris |
| SS 22 | K.Jackson |
| FS 31 | J.Simmons |

TITANS INDIVIDUAL STATISTICS

| Rushing | Att | Yds | Avg | Lg | TD |
|--------------|-----------|-----------|------------|----------|----------|
| D.Henry | 15 | 28 | 1.9 | 6 | 0 |
| R.Tannehill | 1 | 6 | 6.0 | 6 | 0 |
| M.Mariota | 2 | 4 | 2.0 | 5 | 0 |
| D.Dawkins | 2 | 2 | 1.0 | 1 | 0 |
| D.Lewis | 1 | -1 | -1.0 | -1 | 0 |
| Total | 21 | 39 | 1.9 | 6 | 0 |

| Passing | Att | Cmp | Yds | TD | Lg | IN | Rt |
|--------------|-----------|-----------|------------|----------|-----------|----------|-------------|
| M.Mariota | 18 | 7 | 63 | 0 | 17 | 2 | 9.5 |
| R.Tannehill | 16 | 13 | 144 | 0 | 25 | 1 | 78.1 |
| Total | 34 | 20 | 207 | 0 | 25 | 3 | 39.7 |

| Receiving | No | Yds | Avg | Lg | TD |
|--------------|-----------|------------|-------------|-----------|----------|
| A.Humphries | 6 | 47 | 7.8 | 16 | 0 |
| De.Walker | 3 | 43 | 14.3 | 18 | 0 |
| C.Davis | 3 | 36 | 12.0 | 18 | 0 |
| D.Lewis | 3 | 20 | 6.7 | 9 | 0 |
| A.Brown | 2 | 23 | 11.5 | 13 | 0 |
| A.Firkser | 1 | 25 | 25.0 | 25 | 0 |
| J.Smith | 1 | 8 | 8.0 | 8 | 0 |
| D.Henry | 1 | 5 | 5.0 | 5 | 0 |
| Total | 20 | 207 | 10.4 | 25 | 0 |

| Interceptions | No | Yds | Avg | Lg | TD |
|---------------|----------|-----------|-------------|-----------|----------|
| K. Byard | 1 | 25 | 25.0 | 25 | 0 |
| Total | 1 | 25 | 25.0 | 25 | 0 |

Leading Tacklers (Coaching Totals)

R. Evans 11-7-4; W. Woodyard 8-7-1; K. Vaccaro 8-5-3

Sacks: W. Woodyard 1

FF: L. Ryan 1 FR: None

BRONCOS INDIVIDUAL STATISTICS

| Rushing | Att | Yds | Avg | Lg | TD |
|--------------|-----------|------------|------------|-----------|----------|
| P.Lindsay | 15 | 70 | 4.7 | 30 | 1 |
| R.Freeman | 11 | 34 | 3.1 | 8 | 0 |
| J.Flacco | 4 | -1 | -0.3 | 1 | 0 |
| Total | 30 | 103 | 3.4 | 30 | 1 |

| Passing | Att | Cmp | Yds | TD | Lg | IN | Rt |
|--------------|-----------|-----------|------------|----------|-----------|----------|-------------|
| J.Flacco | 28 | 18 | 177 | 0 | 41 | 1 | 67.1 |
| Total | 28 | 18 | 177 | 0 | 41 | 1 | 67.1 |

| Receiving | No | Yds | Avg | Lg | TD |
|--------------|-----------|------------|------------|-----------|----------|
| R.Freeman | 5 | 42 | 8.4 | 19 | 0 |
| C.Sutton | 4 | 76 | 19.0 | 41 | 0 |
| D.Hamilton | 2 | 25 | 12.5 | 13 | 0 |
| N.Fant | 2 | 16 | 8.0 | 11 | 0 |
| P.Lindsay | 2 | 5 | 2.5 | 3 | 0 |
| A.Janovich | 1 | 8 | 8.0 | 8 | 0 |
| F.Brown | 1 | 5 | 5.0 | 5 | 0 |
| E.Sanders | 1 | 0 | 0.0 | 0 | 0 |
| Total | 18 | 177 | 9.8 | 41 | 0 |

| Interceptions | No | Yds | Avg | Lg | TD |
|---------------|----------|-----------|-------------|-----------|----------|
| K. Jackson | 1 | 24 | 24.0 | 24 | 0 |
| C. Harris | 1 | 11 | 11.0 | 11 | 0 |
| J. Simmons | 1 | 5 | 5.0 | 5 | 0 |
| Total | 3 | 40 | 13.3 | 24 | 0 |

Leading Tacklers (Press Box Totals)

A. Johnson 9-6-3; T. Davis 7-6-1; M. Purcell 5-5-0

Sacks: D. Wolfe 2; D. Walker 2; A. Johnson 1.5; S. Harris 1; V. Miller 0.5

FF: C. Harris 1 FR: None

TITANS-CHARGERS: GAME SUMMARY



Week 7: Titans 23, Chargers 20
Sunday, Oct. 20, 2019 • 3:05 p.m. CT • Nissan Stadium



GAME RECAP

In Week 7 of the 2019 season, the Titans hosted the Los Angeles Chargers and won by a score of 23-20.

Tennessee got on the board first on a nine-play, 42-yard scoring drive that included a chain-moving fake punt playcall. On fourth-and-eight at the Chargers 43-yard line, P **Brett Kern** threw an 11-yard pass to S **Kevin Byard** to help keep the drive alive, and ultimately led to K **Cody Parkey** converting a 45-yard field goal for a 3-0 lead. On the following drive, Los Angeles responded with their own field goal, as Chargers K **Chase McLaughlin** converted a 29-yard attempt for a 3-3 game.

In the second quarter, Chargers QB **Philip Rivers** led Los Angeles on a 14-play, 94-yard scoring drive. Chargers WR **Keenan Allen** contributed 32 yards on two catches, and Chargers RB **Austin Ekeler** totaled 24 total yards on the drive, as Rivers ultimately connected with Chargers RB **Melvin Gordon** for a one-yard score and a 10-3 lead. However, on the ensuing Tennessee drive, the Titans responded with a touchdown of their own. QB **Ryan Tannehill** connected with WR **A.J. Brown** for 42 yards on three catches, and RB **Derrick Henry** added 36 total yards, as the drive culminated in an eight-yard touchdown catch by WR **Corey Davis** and a 10-10 tie game.

Tennessee tacked on another score early in the fourth quarter, as Tannehill connected with WR **Tajae Sharpe** for an 11-yard touchdown. However, the extra point attempt was no good, as the Titans took a 16-10 lead. On the following Chargers possession, Los Angeles converted a 50-yard field goal to make it a 16-13 game.

Later in the fourth quarter, Tannehill led the Titans on a seven-play, 75-yard scoring drive. With help from a 38-yard catch by Davis, Henry ran in an 11-yard touchdown to put Tennessee ahead, 23-13. Los Angeles then responded on the next possession, as Rivers hit Ekeler for a 41-yard score. The Chargers made it a one possession game, 23-20.

With 2:35 remaining to play in regulation, Tennessee turned the ball over on downs at the Chargers 49-yard line. Rivers drove Los Angeles down the field and entered the red zone, and in Titans territory Rivers threw what was initially called a 16-yard touch-

down pass to Ekeler. However, the ruling on the field was overturned. Next, a defensive pass interference penalty called on CB **Malcolm Butler** allowed the Chargers a fresh set of downs at the one-yard line. Then, Gordon ran in what was at first called a one-yard touchdown, but the ruling on the field was reversed as Gordon did not break the plane. On his second attempt, Gordon lost possession of the ball as LB **Wesley Woodyard** forced a fumble. DT **Jurrell Casey** recovered the ball to give the Titans possession with 15 seconds remaining in the game and seal a 23-20 victory at Nissan Stadium.

SCORING

| | 1 | 2 | 3 | 4 | Final |
|-------------|---|---|---|----|-------|
| Los Angeles | 3 | 7 | 0 | 10 | 20 |
| Tennessee | 3 | 7 | 0 | 13 | 23 |

| TEAM | SCORING PLAY | TIME |
|----------|---|---------|
| Titans | C.Parkey 45 yd. Field Goal | 1-6:02 |
| Chargers | C.McLaughlin 29 yd. Field Goal | 1-0:02 |
| Chargers | M.Gordon 1 yd. pass from P.Rivers (C.McLaughlin kick) | 2-3:38 |
| Titans | C.Davis 8 yd. pass from R.Tannehill (C.Parkey kick) | 2-0:23 |
| Titans | T.Sharpe 5 yd. pass from R.Tannehill (kick failed, hru) | 4-13:11 |
| Chargers | C.McLaughlin 50 yd. Field Goal | 4-10:55 |
| Titans | D.Henry 11 yd. run (C.Parkey kick) | 4-6:39 |
| Chargers | A.Ekeler 41 yd. pass from P.Rivers (C.McLaughlin kick) | 4-5:09 |

Missed FGs: None

Attendance: 62,431

Time of Game: 3:10

Weather: Sunny, 77° F, wind SE 2 mph

Referee: Bill Vinovich



TEAM STATISTICS

| | Chargers | Titans |
|----------------------------|----------|----------|
| TOTAL FIRST DOWNS | 24 | 22 |
| THIRD DOWN EFFICIENCY | 6-11-55% | 6-11-55% |
| FOURTH DOWN EFFICIENCY | 0-1-0% | 1-2-50% |
| TOTAL NET YARDS | 365 | 403 |
| Plays - Avg. | 60-6.1 | 61-6.6 |
| NET YARDS RUSHING | 39 | 97 |
| Rushes - Avg. | 21-1.9 | 29-3.3 |
| NET YARDS PASSING | 326 | 306 |
| Sacks - Yards Lost | 1-3 | 2-17 |
| PASS ATT-COMP-INT | 38-24-0 | 30-24-1 |
| PUNTS - Avg. | 2-46.5 | 2-42.0 |
| Net Punting Average | 39.5 | 42.0 |
| PUNT RETURNS - Yards | 0-0 | 1-14 |
| KICKOFF RETURNS - Yards | 1-8 | 3-69 |
| INTERCEPTIONS - Yards | 1-3 | 0-0 |
| PENALTIES Number and Yards | 4-29 | 7-54 |
| FUMBLES - Lost | 2-1 | 2-0 |
| TOUCHDOWNS | 2 | 3 |
| FIELD GOALS Made-Attempts | 2-2 | 1-1 |
| RED ZONE EFFICIENCY | 1-3-33% | 3-3-100% |
| GOAL TO GO EFFICIENCY | 1-2-50% | 2-2-100% |
| SAFETIES | 0 | 0 |
| GIVEAWAYS | 1 | 1 |
| TAKEAWAYS | 1 | 1 |
| TIME OF POSSESSION | 27:45 | 32:15 |

CHARGERS STARTERS

| OFFENSE | DEFENSE |
|-------------------|------------------|
| WR 13 K.Allen | DE 97 J.Bosa |
| LT 78 T.Scott | DT 99 J.Tillery |
| LG 77 F.Lamp | NT 71 D.Square |
| C 66 D.Feeney | DE 42 U.Nwosu |
| RG 75 M.Schofield | LB 58 T.Davis |
| RT 69 S.Tevi | LB 52 D.Perryman |
| TE 86 H.Henry | LB 44 K.White |
| WR 81 M.Williams | CB 43 M.Davis |
| QB 17 P.Rivers | S 23 R.Jenkins |
| WR 11 G.Davis | S 36 R.Teamer |
| RB 25 M.Gordon | CB 26 C.Hayward |

TITANS STARTERS

| OFFENSE | DEFENSE |
|-------------------|-------------------|
| WR 84 C.Davis | NT 90 D.Jones |
| TE 81 J.Smith | DT 99 J.Casey |
| LT 77 T.Lewan | OLB 93 R.Gilbert |
| LG 76 R.Saffold | ILB 54 R.Evans |
| C 60 B.Jones | ILB 59 W.Woodyard |
| RG 64 N.Davis | OLB 58 H.Landry |
| RT 78 J.Conklin | CB 25 A.Jackson |
| TE 85 M.Pruitt | CB 26 L.Ryan |
| WR 19 T.Sharpe | SS 24 K.Vaccaro |
| QB 17 R.Tannehill | FS 31 K.Byard |
| RB 22 D.Henry | CB 21 M.Butler |

CHARGERS INDIVIDUAL STATISTICS

| Rushing | Att | Yds | Avg | Lg | TD |
|--------------|-----------|-----------|------------|----------|----------|
| M.Gordon | 16 | 32 | 2.0 | 6 | 0 |
| A.Ekeler | 5 | 7 | 1.4 | 3 | 0 |
| Total | 21 | 39 | 1.9 | 6 | 0 |

| Passing | Att | Cmp | Yds | TD | Lg | IN | Rt |
|--------------|-----------|-----------|------------|----------|-----------|----------|--------------|
| P.Rivers | 38 | 24 | 329 | 2 | 41 | 0 | 108.3 |
| Total | 38 | 24 | 329 | 2 | 41 | 0 | 108.3 |

| Receiving | No | Yds | Avg | Lg | TD |
|--------------|-----------|------------|-------------|-----------|----------|
| A.Ekeler | 7 | 118 | 16.9 | 41 | 1 |
| H.Henry | 6 | 97 | 16.2 | 23 | 0 |
| K.Allen | 4 | 61 | 15.3 | 17 | 0 |
| M.Williams | 4 | 47 | 11.8 | 21 | 0 |
| M.Gordon | 2 | -3 | -1.5 | 1 | 1 |
| V.Green | 1 | 9 | 9.0 | 9 | 0 |
| Total | 24 | 329 | 13.7 | 41 | 2 |

| Interceptions | No | Yds | Avg | Lg | TD |
|---------------|----------|----------|------------|----------|----------|
| R. Teamer | 1 | 3 | 3.0 | 3 | 0 |
| Total | 1 | 3 | 3.0 | 3 | 0 |

Leading Tacklers (Press Box Totals)

D. Perryman 8-6-2; M. Davis 7-4-3; R. Teamer 6-6-0

Sacks: J. Bosa 2

FF: J. Bosa 1 FR: None

TITANS INDIVIDUAL STATISTICS

| Rushing | Att | Yds | Avg | Lg | TD |
|--------------|-----------|-----------|------------|-----------|----------|
| D.Henry | 22 | 90 | 4.1 | 12 | 1 |
| R.Tannehill | 5 | 7 | 1.4 | 6 | 0 |
| D.Lewis | 1 | 2 | 2.0 | 2 | 0 |
| A.Brown | 1 | -2 | -2.0 | -2 | 0 |
| Total | 29 | 97 | 3.3 | 12 | 1 |

| Passing | Att | Cmp | Yds | TD | Lg | IN | Rt |
|--------------|-----------|-----------|------------|----------|-----------|----------|---------------|
| R.Tannehill | 29 | 23 | 312 | 2 | 38 | 1 | 1120.1 |
| B.Kern | 1 | 1 | 11 | 0 | 11 | 0 | 0112.5 |
| Total | 30 | 24 | 323 | 2 | 38 | 1 | 1119.9 |

| Receiving | No | Yds | Avg | Lg | TD |
|--------------|-----------|------------|-------------|-----------|----------|
| C.Davis | 6 | 80 | 13.3 | 38 | 1 |
| A.Brown | 6 | 64 | 10.7 | 16 | 0 |
| A.Humphries | 4 | 40 | 10.0 | 14 | 0 |
| J.Smith | 3 | 64 | 21.3 | 35 | 0 |
| T.Sharpe | 2 | 19 | 9.5 | 14 | 1 |
| A.Firkser | 1 | 27 | 27.0 | 27 | 0 |
| D.Henry | 1 | 18 | 18.0 | 18 | 0 |
| K.Byard | 1 | 11 | 11.0 | 11 | 0 |
| Total | 24 | 323 | 13.5 | 38 | 2 |

| Interceptions | No | Yds | Avg | Lg | TD |
|---------------|----|-----|-----|----|----|
| None | | | | | |

Leading Tacklers (Coaching Totals)

R. Evans 11-8-3; L. Ryan 9-7-2; K. Byard 8-4-4

Sacks: J. Simmons 1

FF: W. Woodyard 1; L. Ryan 1 FR: J. Casey 1

TITANS-BUCCANEERS: GAME SUMMARY



Week 8: Titans 27, Buccaneers 23
Sunday, Oct. 27, 2019 • 12:00 p.m. CT • Nissan Stadium



GAME RECAP

In Week 8 of the 2019 season, the Titans hosted the Buccaneers and won by a score of 27-23. Tennessee recovered two fumbles, and recorded two interceptions to finish the contest plus-three in turnover margin.

Tampa Bay got on the board first on the team's opening drive. Buccaneers QB **Jameis Winston** led his team on an eight-play, 71-yard scoring drive that culminated in a 22-yard field goal and a 3-0 lead. On the next Tampa Bay possession, Winston fumbled the ball and it was recovered by DT **Isaiah Mack** to give Tennessee possession at the Tampa Bay 10-yard line. The Titans capitalized on the turnover, as QB **Ryan Tannehill** quickly connected with TE **Jonnu Smith** for a five-yard score and a 7-3 Tennessee lead.

Later in the first quarter, Tennessee forced another turnover and capitalized on the play. CB **Malcolm Butler** picked off Winston and returned the ball 23 yards to the Tampa Bay six-yard line. Tannehill hit WR **Tajae Sharpe** in the end zone for a six-yard score and a 14-3 Titans lead. The Buccaneers responded on the ensuing drive, as the Titans defense forced Tampa Bay to settle for a field goal after DT **Jurrell Casey** sacked Winston on third down. Buccaneers K **Matt Gay** converted a 48-yard attempt, 14-6 Tennessee.

In the second quarter, both Tampa Bay and Tennessee added a field goal each, as the score changed to 17-9. Later in the second stanza, Winston and Buccaneers WR **Mike Evans** combined on one drive for four catches for 82 yards with one touchdown, as Winston connected with Evans for a nine-yard score. Tampa Bay opted to attempt a two-point conversion and was unsuccessful, as they inched closer to the Titans, 17-15.

On the Titans opening drive of the second half, RB **Derrick Henry** fumbled the ball and it was recovered by Buccaneers CB **Vernon Hargreaves III**. Tampa Bay capitalized on the turnover, as Winston hit Evans for a two-yard touchdown. The Buccaneers again attempted a two-point conversion, and were this time successful as Winston threw a two-yard pass to Buccaneers WR **Chris Godwin**. Tampa Bay took the lead, 23-17. Later in the third quarter, Tennessee tacked on a 42-yard field goal to make it a 23-20 game.

In the fourth quarter, Tannehill led the offense on a 12-play, 90-yard scoring drive. J. Smith accounted for three catches for 41 yards, WR **Adam Humphries** had a 13-yard first down reception, and Henry added a 15-yard first down rush to help move the offense along. Ultimately, WR **A.J. Brown** caught an eight-yard touchdown for a 27-23 lead early in the quarter. Finally, with 26 seconds remaining in regulation and the Titans looking to preserve the score, CB **Logan Ryan** intercepted Winston. The fourth turnover of the day helped seal the Titans victory.

SCORING

| | 1 | 2 | 3 | 4 | Final |
|-----------|----|----|---|---|-------|
| Tampa Bay | 3 | 12 | 8 | 0 | 23 |
| Tennessee | 14 | 3 | 3 | 7 | 27 |

| TEAM | SCORING PLAY | TIME |
|------------|---|---------|
| Buccaneers | M.Gay 22 yd. Field Goal | 1-11:28 |
| Titans | J.Smith 5 yd. pass from R.Tannehill (C.Parkey kick) | 1-8:55 |
| Titans | T.Sharpe 6 yd. pass from R.Tannehill (C.Parkey kick) | 1-0:24 |
| Buccaneers | M.Gay 48 yd. Field Goal | 2-7:51 |
| Buccaneers | M.Gay 24 yd. Field Goal | 2-3:47 |
| Titans | C.Parkey 51 yd. Field Goal | 2-1:09 |
| Buccaneers | M.Evans 9 yd. pass from J.Winston (pass failed) | 2-0:15 |
| Buccaneers | M.Evans 2 yd. pass from J.Winston (J.Winston-C.Godwin pass) | 3-11:11 |
| Titans | C.Parkey 42 yd. Field Goal | 3-0:37 |
| Titans | A.Brown 8 yd. pass from R.Tannehill (C.Parkey kick) | 4-6:55 |

Missed FGs: None

Attendance: 62,073

Time of Game: 3:22

Weather: Cloudy, 59° F, wind NE 3 mph

Referee: Adrian Hill



TEAM STATISTICS

| | Buccaneers | Titans |
|----------------------------|------------|----------|
| TOTAL FIRST DOWNS | 23 | 16 |
| THIRD DOWN EFFICIENCY | 7-15-47% | 5-13-38% |
| FOURTH DOWN EFFICIENCY | 1-2-50% | 0-1-0% |
| TOTAL NET YARDS | 389 | 246 |
| Plays - Avg. | 76-5.1 | 57-4.3 |
| NET YARDS RUSHING | 106 | 72 |
| Rushes - Avg. | 30-3.5 | 21-3.4 |
| NET YARDS PASSING | 283 | 174 |
| Sacks - Yards Lost | 3-18 | 3-19 |
| PASS ATT-COMP-INT | 43-21-2 | 33-21-0 |
| PUNTS - Avg. | 3-43.0 | 5-49.6 |
| Net Punting Average | 43.0 | 40.6 |
| PUNT RETURNS - Yards | 3-45 | 0-0 |
| KICKOFF RETURNS - Yards | 2-47 | 1-45 |
| INTERCEPTIONS - Yards | 0-0 | 2-23 |
| PENALTIES Number and Yards | 9-87 | 6-77 |
| FUMBLES - Lost | 3-2 | 2-1 |
| TOUCHDOWNS | 2 | 3 |
| FIELD GOALS Made-Attempts | 3-3 | 2-2 |
| RED ZONE EFFICIENCY | 2-4-50% | 3-3-100% |
| GOAL TO GO EFFICIENCY | 2-4-50% | 3-3-100% |
| SAFETIES | 0 | 0 |
| GIVEAWAYS | 4 | 1 |
| TAKEAWAYS | 1 | 4 |
| TIME OF POSSESSION | 31:33 | 28:27 |

BUCCANEERS STARTERS

| OFFENSE | DEFENSE |
|-----------------|--------------------|
| WR 13 M.Evans | DL 93 N.Suh |
| TE 84 C.Brake | NT 50 V.Vea |
| LT 76 D.Smith | DL 92 W.Gholston |
| LG 74 A.Marpet | OLB 94 C.Nassib |
| C 66 R.Jensen | ILB 45 D.White |
| RG 71 E.Watford | ILB 54 L.David |
| RT 69 D.Dotson | OLB 58 S.Barrett |
| TE 82 A.Auclair | CB 33 C.Davis |
| WR 12 C.Godwin | CB 28 V.Hargreaves |
| QB 3 J.Winston | S 39 A.Adams |
| RB 25 P.Barber | S 31 J.Whitehead |

TITANS STARTERS

| OFFENSE | DEFENSE |
|-------------------|------------------|
| WR 84 C.Davis | DE 98 J.Simmons |
| TE 81 J.Smith | NT 90 D.Jones |
| LT 77 T.Lewan | DT 99 J.Casey |
| LG 76 R.Saffold | OLB 93 R.Gilbert |
| C 60 B.Jones | ILB 54 R.Evans |
| RG 64 N.Davis | ILB 55 J.Brown |
| RT 78 J.Conklin | OLB 58 H.Landry |
| TE 85 M.Pruitt | CB 26 L.Ryan |
| WR 19 T.Sharpe | SS 24 K.Vaccaro |
| QB 17 R.Tannehill | FS 31 K.Byard |
| RB 22 D.Henry | CB 21 M.Butler |

BUCCANEERS INDIVIDUAL STATISTICS

| Rushing | Att | Yds | Avg | Lg | TD |
|--------------|-----------|------------|------------|-----------|----------|
| J.Winston | 8 | 53 | 6.6 | 20 | 0 |
| R.Jones | 11 | 35 | 3.2 | 7 | 0 |
| P.Barber | 10 | 20 | 2.0 | 5 | 0 |
| D.Ogunbowale | 1 | -2 | -2.0 | -2 | 0 |
| Total | 30 | 106 | 3.5 | 20 | 0 |

| Passing | Att | Cmp | Yds | TD | Lg | IN | Rt |
|--------------|-----------|-----------|------------|----------|-----------|----------|-------------|
| J.Winston | 43 | 21 | 301 | 2 | 46 | 2 | 68.1 |
| Total | 43 | 21 | 301 | 2 | 46 | 2 | 68.1 |

| Receiving | No | Yds | Avg | Lg | TD |
|--------------|-----------|------------|-------------|-----------|----------|
| M.Evans | 11 | 198 | 18.0 | 46 | 2 |
| C.Godwin | 4 | 43 | 10.8 | 12 | 0 |
| C.Brake | 3 | 32 | 10.7 | 12 | 0 |
| R.Jones | 1 | 17 | 17.0 | 17 | 0 |
| P.Barber | 1 | 8 | 8.0 | 8 | 0 |
| D.Ogunbowale | 1 | 3 | 3.0 | 3 | 0 |
| Total | 21 | 301 | 14.3 | 46 | 2 |

| Interceptions | No | Yds | Avg | Lg | TD |
|---------------|----|-----|-----|----|----|
| None | | | | | |

Leading Tacklers (Press Box Totals)

L. David 12-6-6; D. White 6-4-2; A. Adams 5-4-1; V. Hargreaves 5-4-1

Sacks: S. Barrett 1; C. Nassib 1; J. Pierre-Paul 1
FF: A. Adams 1; S. Barrett 1 **FR:** V. Hargreaves 1

TITANS INDIVIDUAL STATISTICS

| Rushing | Att | Yds | Avg | Lg | TD |
|--------------|-----------|-----------|------------|-----------|----------|
| D.Henry | 16 | 75 | 4.7 | 34 | 0 |
| B.Kern | 1 | 0 | 0.0 | 0 | 0 |
| R.Tannehill | 4 | -3 | -0.8 | 1 | 0 |
| Total | 21 | 72 | 3.4 | 34 | 0 |

| Passing | Att | Cmp | Yds | TD | Lg | IN | Rt |
|--------------|-----------|-----------|------------|----------|-----------|----|---------------|
| R.Tannehill | 33 | 21 | 193 | 3 | 26 | | 0109.8 |
| Total | 33 | 21 | 193 | 3 | 26 | | 0109.8 |

| Receiving | No | Yds | Avg | Lg | TD |
|--------------|-----------|------------|------------|-----------|----------|
| J.Smith | 6 | 78 | 13.0 | 26 | 1 |
| A.Firkser | 3 | 43 | 14.3 | 23 | 0 |
| A.Humphries | 3 | 24 | 8.0 | 13 | 0 |
| T.Sharpe | 3 | 18 | 6.0 | 7 | 1 |
| A.Brown | 2 | 11 | 5.5 | 8 | 1 |
| C.Davis | 2 | 9 | 4.5 | 8 | 0 |
| D.Henry | 1 | 8 | 8.0 | 8 | 0 |
| D.Lewis | 1 | 2 | 2.0 | 2 | 0 |
| Total | 21 | 193 | 9.2 | 26 | 3 |

| Interceptions | No | Yds | Avg | Lg | TD |
|---------------|----------|-----------|-------------|-----------|----------|
| M. Butler | 1 | 23 | 23.0 | 23 | 0 |
| L. Ryan | 1 | 0 | 0.0 | 0 | 0 |
| Total | 2 | 23 | 11.5 | 23 | 0 |

Leading Tacklers (Coaching Totals)

R. Evans 14-6-8; J. Brown 7-7-0; L. Ryan 7-6-1; J. Casey 7-5-2; K. Vaccaro 7-4-3

Sacks: L. Ryan 1; J. Casey 1; H. Landry 1
FF: H. Landry 1; L. Ryan 1 **FR:** H. Landry 1; I. Mack 1

TITANS-PANTHERS: GAME SUMMARY



Week 9: Titans 20, Panthers 30
Sunday, Nov. 3, 2019 • 1:00 p.m. ET • Bank of America Stadium



GAME RECAP

In Week 9 of the 2019 season, the Titans traveled to Carolina to face the Panthers and lost by a score of 30-20.

Carolina got on the board first with an 11-play, 51-yard drive early in the second quarter. Panthers QB **Kyle Allen** had his pass batted down by DL **DaQuan Jones**, and was sacked by OLB **Harold Landry III** on third down, as Carolina was forced to settle for a 35-yard field goal and a 3-0 lead. Later in the second quarter, after QB **Ryan Tannehill**'s pass bounced off the hands of WR **A.J. Brown**, the ball was caught by Panthers CB **Donte Jackson**. Carolina took possession at the Tennessee 15-yard line and capitalized on the interception, as Allen connected with Panthers RB **Christian McCaffrey** for a seven-yard touchdown on fourth-and-two and a 10-0 lead.

The Panthers added another score in the first half to make it a 17-0 game. Carolina constructed a 90-yard scoring drive, with Panthers WR **Curtis Samuel** grabbing a 20-yard pass, WR **DJ Moore** making 13 and 18-yard first down receptions, and Panthers TE **Greg Olsen** and McCaffrey each contributing a first down catch. Ultimately, Allen hit Samuel for a 12-yard score and a 17-0 lead heading into halftime.

The Titans opened up the second half with their first score of the day. RB **Derrick Henry** had five consecutive carries that amassed 32 yards to start the drive, and Tannehill added a 25-yard rush, as the drive culminated in an eight-yard score by Henry and a 17-7 game. Carolina responded on their following possession with a scoring drive of their own. With help from a fake punt that saw Panthers S **Colin Jones** convert the fourth down on a five-yard rush, McCaffrey ran into the end zone for a one-yard touchdown to increase the Panthers lead, 24-7.

In the fourth quarter, Tennessee added another touchdown on a 94-yard scoring drive. With help from a 35-yard catch from Brown, Henry took a screen pass 23 yards into the end zone to cut the lead, 24-14. On the ensuing Panthers possession, Carolina replied as McCaffrey broke free for a 58-yard touchdown run. However, the extra point attempt was blocked, 30-14.

Later in the fourth quarter, the Titans put together one more scoring drive that saw Tannehill run in for a 10-yard touchdown. After a failed two-point conversion attempt, the Titans were unable to mount a comeback victory, and fell to the Panthers.

SCORING

| | 1 | 2 | 3 | 4 | Final |
|-----------|---|----|---|----|-------|
| Tennessee | 0 | 0 | 7 | 13 | 20 |
| Carolina | 0 | 17 | 7 | 6 | 30 |

| TEAM | SCORING PLAY | TIME |
|----------|--|---------|
| Panthers | J.Slye 35 yd. Field Goal | 2-13:28 |
| Panthers | C.McCaffrey 7 yd. pass from K.Allen (J.Slye kick) | 2-8:07 |
| Panthers | C.Samuel 12 yd. pass from K.Allen (J.Slye kick) | 2-0:58 |
| Titans | D.Henry 8 yd. run (R.Succop kick) | 3-10:11 |
| Panthers | C.McCaffrey 1 yd. run (J.Slye kick) | 3-5:16 |
| Titans | D.Henry 23 yd. pass from R.Tannehill (R.Succop kick) | 4-14:14 |
| Panthers | C.McCaffrey 58 yd. run (kick blocked) | 4-10:23 |
| Titans | R.Tannehill 10 yd. run (pass failed) | 4-2:49 |

Missed FGs: R. Succop 43WL, 56SH, 44RU

Attendance: 72,540

Time of Game: 3:17

Weather: Sunny, 58° F, wind N 5 mph

Referee: Ronald Torbert



TEAM STATISTICS

| | Titans | Panthers |
|----------------------------|----------|----------|
| TOTAL FIRST DOWNS | 24 | 22 |
| THIRD DOWN EFFICIENCY | 3-10-30% | 5-14-36% |
| FOURTH DOWN EFFICIENCY | 1-1-100% | 2-2-100% |
| TOTAL NET YARDS | 431 | 370 |
| Plays - Avg. | 64-6.7 | 68-5.4 |
| NET YARDS RUSHING | 121 | 156 |
| Rushes - Avg. | 21-5.8 | 33-4.7 |
| NET YARDS PASSING | 310 | 214 |
| Sacks - Yards Lost | 4-21 | 3-18 |
| PASS ATT-COMP-INT | 39-27-2 | 32-17-1 |
| PUNTS - Avg. | 3-46.3 | 4-38.8 |
| Net Punting Average | 42.7 | 36.0 |
| PUNT RETURNS - Yards | 1-11 | 2-11 |
| KICKOFF RETURNS - Yards | 3-69 | 2-52 |
| INTERCEPTIONS - Yards | 1-0 | 2-20 |
| PENALTIES Number and Yards | 11-99 | 6-77 |
| FUMBLES - Lost | 1-1 | 0-0 |
| TOUCHDOWNS | 3 | 4 |
| FIELD GOALS Made-Attempts | 0-3 | 1-2 |
| RED ZONE EFFICIENCY | 2-2-100% | 3-4-75% |
| GOAL TO GO EFFICIENCY | 1-1-100% | 1-2-50% |
| SAFETIES | 0 | 0 |
| GIVEAWAYS | 3 | 1 |
| TAKEAWAYS | 1 | 3 |
| TIME OF POSSESSION | 26:43 | 33:17 |

TITANS STARTERS

| OFFENSE | | DEFENSE | |
|---------|-------------|---------|-----------|
| WR 84 | C.Davis | DE 98 | J.Simmons |
| TE 81 | J.Smith | NT 90 | D.Jones |
| LT 77 | T.Lewan | CB 25 | A.Jackson |
| LG 76 | R.Saffold | OLB 44 | K.Correa |
| C 75 | J.Douglas | ILB 54 | R.Evans |
| RG 64 | N.Davis | ILB 55 | J.Brown |
| RT 78 | J.Conklin | OLB 58 | H.Landry |
| TE 85 | M.Pruitt | CB 26 | L.Ryan |
| WR 19 | T.Sharpe | SS 24 | K.Vaccaro |
| QB 17 | R.Tannehill | FS 31 | K.Byard |
| RB 22 | D.Henry | CB 21 | M.Butler |

PANTHERS STARTERS

| OFFENSE | | DEFENSE | |
|---------|-------------|---------|-------------|
| WR 12 | D.Moore | DE 93 | G.McCoy |
| LT 65 | D.Daley | DT 95 | D.Poe |
| LG 73 | G.Van Roten | DE 92 | V.Butler |
| C 61 | M.Paradis | OLB 53 | B.Burns |
| RG 70 | T.Turner | ILB 54 | S.Thompson |
| RT 72 | T.Moton | ILB 59 | L.Kuechly |
| TE 88 | G.Olsen | OLB 55 | B.Irvin |
| WR 10 | C.Samuel | CB 26 | D.Jackson |
| QB 7 | K.Allen | CB 24 | J.Bradberry |
| TE 82 | C.Manhertz | SS 25 | E.Reid |
| RB 22 | C.McCaffrey | FS 33 | T.Boston |

TITANS INDIVIDUAL STATISTICS

| Rushing | Att | Yds | Avg | Lg | TD |
|--------------|-----------|------------|------------|-----------|----------|
| D.Henry | 13 | 63 | 4.8 | 12 | 1 |
| R.Tannehill | 4 | 38 | 9.5 | 25 | 1 |
| D.Lewis | 4 | 20 | 5.0 | 15 | 0 |
| Total | 21 | 121 | 5.8 | 25 | 2 |

| Passing | Att | Cmp | Yds | TD | Lg | IN | Rt |
|--------------|-----------|-----------|------------|----------|-----------|----------|-------------|
| R.Tannehill | 39 | 27 | 331 | 1 | 35 | 2 | 82.3 |
| Total | 39 | 27 | 331 | 1 | 35 | 2 | 82.3 |

| Receiving | No | Yds | Avg | Lg | TD |
|--------------|-----------|------------|-------------|-----------|----------|
| D.Lewis | 5 | 33 | 6.6 | 24 | 0 |
| A.Brown | 4 | 81 | 20.3 | 35 | 0 |
| A.Humphries | 4 | 65 | 16.3 | 25 | 0 |
| C.Davis | 4 | 48 | 12.0 | 18 | 0 |
| D.Henry | 3 | 36 | 12.0 | 23 | 1 |
| J.Smith | 3 | 18 | 6.0 | 7 | 0 |
| T.Sharpe | 2 | 31 | 15.5 | 16 | 0 |
| K.Raymond | 2 | 19 | 9.5 | 14 | 0 |
| Total | 27 | 331 | 12.3 | 35 | 1 |

| Interceptions | No | Yds | Avg | Lg | TD |
|---------------|----------|----------|------------|----------|----------|
| H.Landry | 1 | 0 | 0.0 | 0 | 0 |
| Total | 1 | 0 | 0.0 | 0 | 0 |

Leading Tacklers (Coaching Totals)

R. Evans 12-9-3; L. Ryan 11-7-4; J. Brown 9-7-2

Sacks: H. Landry 1; K. Correa 1; S. Finch 1

FF: None **FR:** None

PANTHERS INDIVIDUAL STATISTICS

| Rushing | Att | Yds | Avg | Lg | TD |
|--------------|-----------|------------|------------|-----------|----------|
| C.McCaffrey | 24 | 146 | 6.1 | 58 | 2 |
| C.Samuel | 1 | 10 | 10.0 | 10 | 0 |
| R.Bonafon | 3 | 6 | 2.0 | 4 | 0 |
| C.Jones | 1 | 5 | 5.0 | 5 | 0 |
| K.Allen | 3 | -4 | -1.3 | -1 | 0 |
| J.Wright | 1 | -7 | -7.0 | -7 | 0 |
| Total | 33 | 156 | 4.7 | 58 | 2 |

| Passing | Att | Cmp | Yds | TD | Lg | IN | Rt |
|--------------|-----------|-----------|------------|----------|-----------|----------|-------------|
| K.Allen | 32 | 17 | 232 | 2 | 32 | 1 | 84.4 |
| Total | 32 | 17 | 232 | 2 | 32 | 1 | 84.4 |

| Receiving | No | Yds | Avg | Lg | TD |
|--------------|-----------|------------|-------------|-----------|----------|
| D.Moore | 7 | 101 | 14.4 | 32 | 0 |
| C.Samuel | 3 | 64 | 21.3 | 32 | 1 |
| G.Olsen | 3 | 40 | 13.3 | 23 | 0 |
| C.McCaffrey | 3 | 20 | 6.7 | 10 | 1 |
| R.Bonafon | 1 | 7 | 7.0 | 7 | 0 |
| Total | 17 | 232 | 13.6 | 32 | 2 |

| Interceptions | No | Yds | Avg | Lg | TD |
|---------------|----------|-----------|-------------|-----------|----------|
| T.Boston | 1 | 20 | 20.0 | 20 | 0 |
| D.Jackson | 1 | 0 | 0.0 | 0 | 0 |
| Total | 2 | 20 | 10.0 | 20 | 0 |

Leading Tacklers (Press Box Totals)

S. Thompson 11-10-1; E. Reid 11-9-2; R. Cockrell 8-5-3

Sacks: S. Thompson 1; E. Reid 1; D. Poe 1; M.

Haynes 1

FF: E. Reid 1 **FR:** D. Jackson 1

TITANS-CHIEFS: GAME SUMMARY



Week 10: Titans 35, Chiefs 32 Sunday, Nov. 10, 2019 • 12:00 p.m. CT • Nissan Stadium



GAME RECAP

In Week 10 of the 2019 season, the Titans hosted the Kansas City Chiefs and won by a score of 35-32.

Kansas City got on the board on their opening possession, with an 11-play, 69-yard scoring drive. Chiefs QB **Patrick Mahomes** connected with Chiefs TE **Travis Kelce** for a three-yard touchdown and an early 7-0 lead. On the following Tennessee possession, QB **Ryan Tannehill** was strip-sacked and the ball was recovered by Chiefs DE **Tanoh Kpassagnon** at the Titans 20-yard line. Kansas City capitalized on the turnover and added a field goal for a 10-0 lead.

In the second quarter, Tennessee strung together a four-play, 73-yard scoring drive. Tannehill threw a 52-yard pass to WR **Kalif Raymond** to flip field position before connecting with TE **Anthony Firkser** for a nine-yard touchdown. The Titans got on the board, 10-7. Then, on the following Kansas City possession, LB **David Long Jr.** forced Chiefs RB **Damien Williams** to fumble the ball. LB **Rashaan Evans** recovered the fumble and ran it into the end zone for a 53-yard touchdown, but the extra point attempt was no good as the Titans took a 13-10 lead. On the ensuing Kansas City possession, with help from a 29-yard reception by Chiefs WR **Tyreek Hill**, Kansas City was able to get into field goal range. Chiefs K **Harrison Butker** converted a 40-yard attempt to tie the game, 13-13.

On Kansas City's opening possession of the second half, the Chiefs put together a 10-play, 77-yard scoring drive that culminated in an 11-yard touchdown catch by Hill. However, the extra point attempt failed as Kansas City went ahead, 19-13. The Titans immediately responded on the following drive. Tannehill threw a six-yard pass to RB **Derrick Henry**, and on the next play Henry took off for a 68-yard touchdown run as the Titans retook the lead, 20-19.

Kansas City took the lead again in the third quarter on a 10-play, 50-yard scoring drive. The Chiefs' 43-yard field goal attempt was successful, as Kansas City went ahead 22-20.

In the fourth quarter, the Chiefs extended their lead to 29-20. Mahomes connected with Chiefs WR **Mecole Hardman** for a 63-yard touchdown to make it a two-possession game. However, on the following Tennessee drive, Henry added his second score of the day on a one-yard rushing touchdown. The Titans cut the lead, 29-27. On the net Kansas City possession, Butker tacked on his fourth field goal of the day to increase the Chiefs lead, 32-27.

Later in the fourth quarter, with 1:27 remaining to play and the Chiefs lining up to attempt a field goal on fourth down, Chiefs LS **James Winchester** and Chiefs P **Dustin Colquitt** botched the snap. Colquitt threw the ball away and was penalized for intentional grounding, as Tennessee took over at their own 39-yard line. Tannehill scrambled for 18 yards and connected with Firkser for a 20-yard pass before he ultimately threw a 23-yard go-ahead touchdown pass to WR **Adam Humphries**. Tennessee opted to attempt a two-point conversion, and the try was successful as Tannehill rushed into the end

zone for two points to put the Titans up, 35-32.

Kansas City took possession of the ball with 23 seconds remaining on the clock, and Mahomes swiftly tossed a 23-yard pass to Chiefs WR **Demarcus Robinson** to enter Titans territory. Ultimately, Kansas City lined up to attempt what would have been a game-tying 52-yard field goal. However, the kick was blocked by DB **Joshua Kalu** who quickly came off the edge, and the ball was recovered by CB **LeShaun Sims** to seal a Titans victory.

SCORING

| | 1 | 2 | 3 | 4 | Final |
|-------------|----|----|---|----|-------|
| Kansas City | 10 | 3 | 9 | 10 | 32 |
| Tennessee | 0 | 13 | 7 | 15 | 35 |

| TEAM | SCORING PLAY | TIME |
|--------|--|---------|
| Chiefs | T.Kelce 3 yd. pass from P.Mahomes (H.Butker kick) | 1-9:19 |
| Chiefs | H.Butker 30 yd. Field Goal | 1-4:43 |
| Titans | A.Firkser 9 yd. pass from R.Tannehill (R.Succop kick) | 2-10:23 |
| Titans | R.Evans 53 yd. fumble return (kick failed, wl) | 2-6:14 |
| Chiefs | H.Butker 41 yd. Field Goal | 2-1:12 |
| Chiefs | T.Hill 11 yd. pass from P.Mahomes (kick failed, wl) | 3-6:54 |
| Titans | D.Henry 68 yd. run (R.Succop kick) | 3-5:58 |
| Chiefs | H.Butker 43 yd. Field Goal | 3-1:58 |
| Chiefs | M.Hardman 63 yd. pass from P.Mahomes (H.Butker kick) | 4-11:54 |
| Titans | D.Henry 1 yd. run (R.Succop kick) | 4-6:26 |
| Chiefs | H.Butker 39 yd. Field Goal | 4-3:14 |
| Titans | A.Humphries 23 yd. pass from R.Tannehill (R.Tannehill run) | 4-0:23 |

Missed FGs: None

Attendance: 68,864

Time of Game: 3:12

Weather: Sunny, 63° F, wind SW 9 mph

Referee: Tony Corrente



TEAM STATISTICS

| | Chiefs | Titans |
|----------------------------|----------|----------|
| TOTAL FIRST DOWNS | 28 | 19 |
| THIRD DOWN EFFICIENCY | 7-14-50% | 2-8-25% |
| FOURTH DOWN EFFICIENCY | 1-2-50% | 0-1-0% |
| TOTAL NET YARDS | 530 | 371 |
| Plays - Avg. | 78-6.8 | 49-7.6 |
| NET YARDS RUSHING | 97 | 225 |
| Rushes - Avg. | 25-3.9 | 26-8.7 |
| NET YARDS PASSING | 433 | 146 |
| Sacks - Yards Lost | 2-13 | 4-35 |
| PASS ATT-COMP-INT | 51-36-0 | 19-13-0 |
| PUNTS - Avg. | 1-26.0 | 4-51.0 |
| Net Punting Average | 26.0 | 49.8 |
| PUNT RETURNS - Yards | 1-5 | 0-0 |
| KICKOFF RETURNS - Yards | 4-90 | 3-46 |
| INTERCEPTIONS - Yards | 0-0 | 0-0 |
| PENALTIES Number and Yards | 9-80 | 8-64 |
| FUMBLES - Lost | 2-1 | 1-1 |
| TOUCHDOWNS | 3 | 5 |
| EXTRA POINTS Made-Attempts | 2-3 | 4-5 |
| RED ZONE EFFICIENCY | 2-3-67% | 2-2-100% |
| GOAL TO GO EFFICIENCY | 1-1-100% | 2-2-100% |
| SAFETIES | 0 | 0 |
| GIVEAWAYS | 1 | 1 |
| TAKEAWAYS | 1 | 1 |
| TIME OF POSSESSION | 37:52 | 22:08 |

CHIEFS STARTERS

| OFFENSE | DEFENSE |
|--------------------|---------------------|
| WR 10 T.Hill | LDE 90 E.Ogbah |
| LT 75 C.Erving | LDT 91 D.Nnadi |
| LG 74 M.Rankin | RDT 95 C.Jones |
| C 62 A.Reiter | RDE 92 T.Kpassagnon |
| RG 77 A.Wylie | LB 53 A.Hitchens |
| RT 71 M.Schwartz | LB 54 D.Wilson |
| TE 87 T.Kelce | LB 59 R.Ragland |
| WR 14 S.Watkins | LCB 21 B.Breeland |
| QB 15 P.Mahomes | RCB 35 C.Ward |
| RB 26 Dam.Williams | FS 22 J.Thornhill |
| WR 11 D.Robinson | SS 32 T.Mathieu |

TITANS STARTERS

| OFFENSE | DEFENSE |
|-------------------|-------------------|
| WR 11 A.Brown | DE 98 J.Simmons |
| TE 81 J.Smith | NT 90 D.Jones |
| LT 77 T.Lewan | OLB 44 K.Correa |
| LG 76 R.Saffold | ILB 54 R.Evans |
| C 60 B.Jones | ILB 59 W.Woodyard |
| RG 64 N.Davis | OLB 58 H.Landry |
| RT 78 J.Conklin | CB 26 L.Ryan |
| TE 85 M.Pruitt | SS 24 K.Vaccaro |
| WR 19 T.Sharpe | FS 31 K.Byard |
| QB 17 R.Tannehill | CB 25 A.Jackson |
| RB 22 D.Henry | CB 36 L.Sims |

CHIEFS INDIVIDUAL STATISTICS

| Rushing | Att | Yds | Avg | Lg | TD |
|--------------|-----------|-----------|------------|-----------|----------|
| Dam.Williams | 19 | 77 | 4.1 | 15 | 0 |
| S.Watkins | 2 | 12 | 6.0 | 11 | 0 |
| D.Williams | 2 | 6 | 3.0 | 5 | 0 |
| T.Hill | 1 | 3 | 3.0 | 3 | 0 |
| D.Thompson | 1 | -1 | -1.0 | -1 | 0 |
| Total | 25 | 97 | 3.9 | 15 | 0 |

| Passing | Att | Cmp | Yds | TD | Lg | IN | Rt |
|--------------|-----------|-----------|------------|----------|-----------|----------|---------------|
| P.Mahomes | 50 | 36 | 446 | 3 | 63 | 0 | 119.2 |
| D.Colquitt | 1 | 0 | 0 | 0 | 0 | 0 | 39.6 |
| Total | 51 | 36 | 446 | 3 | 63 | 0 | 0117.0 |

| Receiving | No | Yds | Avg | Lg | TD |
|--------------|-----------|------------|-------------|-----------|----------|
| T.Hill | 11 | 157 | 14.3 | 39 | 1 |
| T.Kelce | 7 | 75 | 10.7 | 17 | 1 |
| S.Watkins | 5 | 39 | 7.8 | 10 | 0 |
| Dam.Williams | 5 | 32 | 6.4 | 10 | 0 |
| D.Robinson | 4 | 56 | 14.0 | 23 | 0 |
| M.Hardman | 1 | 63 | 63.0 | 63 | 1 |
| D.Williams | 1 | 9 | 9.0 | 9 | 0 |
| D.Thompson | 1 | 8 | 8.0 | 8 | 0 |
| D.Yelder | 1 | 7 | 7.0 | 7 | 0 |
| Total | 36 | 446 | 12.4 | 63 | 3 |

| Interceptions | No | Yds | Avg | Lg | TD |
|---------------|----|-----|-----|----|----|
| None | | | | | |

Leading Tacklers (Press Box Totals)

D. Sorensen 9-6-3; C. Jones 7-4-3; A. Hitchens 5-4-1; J. Thornhill 5-2-3

Sacks: C. Jones 2; F. Clark 1; E. Ogbah 1

FF: C. Jones 1 FR: T. Kpassagnon 1

TITANS INDIVIDUAL STATISTICS

| Rushing | Att | Yds | Avg | Lg | TD |
|--------------|-----------|------------|------------|-----------|----------|
| D.Henry | 23 | 188 | 8.2 | 68 | 2 |
| R.Tannehill | 3 | 37 | 12.3 | 18 | 0 |
| Total | 26 | 225 | 8.7 | 68 | 2 |

| Passing | Att | Cmp | Yds | TD | Lg | IN | Rt |
|--------------|-----------|-----------|------------|----------|-----------|----------|---------------|
| R.Tannehill | 19 | 13 | 181 | 2 | 52 | 0 | 133.9 |
| Total | 19 | 13 | 181 | 2 | 52 | 0 | 0133.9 |

| Receiving | No | Yds | Avg | Lg | TD |
|--------------|-----------|------------|-------------|-----------|----------|
| J.Smith | 4 | 30 | 7.5 | 9 | 0 |
| A.Firkser | 3 | 36 | 12.0 | 20 | 1 |
| D.Henry | 2 | 3 | 1.5 | 6 | 0 |
| K.Raymond | 1 | 52 | 52.0 | 52 | 0 |
| A.Humphries | 1 | 23 | 23.0 | 23 | 1 |
| T.Sharpe | 1 | 20 | 20.0 | 20 | 0 |
| A.Brown | 1 | 17 | 17.0 | 17 | 0 |
| Total | 13 | 181 | 13.9 | 52 | 2 |

| Interceptions | No | Yds | Avg | Lg | TD |
|---------------|----|-----|-----|----|----|
| None | | | | | |

Leading Tacklers (Coaching Totals)

L. Ryan 13-10-3; L. Sims 12-8-4; D. Long 11-5-6

Sacks: R. Evans 1; H. Landry 1

FF: D. Long 1 FR: R. Evans 1

TITANS-JAGUARS: GAME SUMMARY



Week 12: Titans 42, Jaguars 20
Sunday, Nov. 24, 2019 • 3:05 p.m. CT • Nissan Stadium



GAME RECAP

In Week 12 of the 2019 season, the Titans hosted the AFC South opponent Jacksonville Jaguars and won by a score of 42-20. Tennessee accumulated 471 total net yards on offense, including 248 net yards in the third quarter alone.

Both teams held each other scoreless through the first quarter. Tennessee got on the board first in the second stanza, as QB **Ryan Tannehill** led the offense on a seven-play, 73-yard scoring drive. With help from a 24-yard reception by WR **Corey Davis**, Tannehill ran into the end zone for a 21-yard touchdown and a 7-0 lead. Jacksonville responded on their following possession, as Jaguars QB **Nick Foles** led his team on a scoring drive that culminated in a 49-yard field goal, 7-3.

The Titans tied a franchise record by racking up 28 total points in the third quarter and scoring on three consecutive scrimmage plays. First, Tannehill tossed a one-yard touchdown pass to T/G **Dennis Kelly** for a 14-3 lead. After forcing Jacksonville to punt on the ensuing drive, RB **Derrick Henry** took a handoff and raced 74 yards into the end zone for a one-play scoring drive and a 21-3 lead. As Tennessee kicked the ball off after the touchdown, LB **Daren Bates** forced Jaguars KR **Michael Walker** to fumble the ball on the return. Bates recovered the ball to give the Titans possession at the Jacksonville seven-yard line. Henry again took the ball and on the first play immediately ran into the end zone for a 28-3 lead. Henry became the first player since 2006 to record two touchdowns in a 20-second span. The Titans then added their fourth touchdown of the quarter, as WR **A.J. Brown** took a Tannehill pass 65 yards to extend the lead to 35-3.

Later in the third quarter, Jacksonville strung together a 12-play scoring drive. With first down receptions by Jaguars WRs **Dede Westbrook** and **Keelan Cole**, as well as one rushing and one receiving first down by Jaguars RB **Leonard Fournette**, Fournette ultimately ran in a one-yard score. Jacksonville's two-point conversion attempt was successful as Foles connected with Jaguars WR **DJ Chark** to cut the lead, 35-11.

In the fourth quarter, Fournette ran in his second one-yard touchdown of the day. However, Jacksonville's two-point conversion attempt was unsuccessful, 35-17. On the following Tennessee possession, the Titans put together a quick, four-play scoring drive

that saw Tannehill rush for a three-yard score to extend the lead, 42-17.

Jacksonville added a 50-yard field goal in the fourth quarter to make it a 42-20 game, but ultimately the Titans preserved the lead and won a divisional game at home.

SCORING

| | 1 | 2 | 3 | 4 | Final |
|--------------|---|---|----|---|-------|
| Jacksonville | 0 | 3 | 8 | 9 | 20 |
| Tennessee | 0 | 7 | 28 | 7 | 42 |

| TEAM | SCORING PLAY | TIME |
|---------|--|---------|
| Titans | R.Tannehill 21 yd. run (R.Succop kick) | 2-6:29 |
| Jaguars | J.Lambo 49 yd. Field Goal | 2-1:50 |
| Titans | D.Kelly 1 yd. pass from R.Tannehill (R.Succop kick) | 3-13:13 |
| Titans | D.Henry 74 yd. run (R.Succop kick) | 3-10:40 |
| Titans | D.Henry 7 yd. run (R.Succop kick) | 3-10:24 |
| Titans | A.Brown 65 yd. pass from R.Tannehill (R.Succop kick) | 3-6:57 |
| Jaguars | L.Fournette 1 yd. run (N.Foles-D.Chark Jr. pass) | 3-2:23 |
| Jaguars | L.Fournette 1 yd. run (pass failed) | 4-11:50 |
| Titans | R.Tannehill 3 yd. run (R.Succop kick) | 4-9:47 |
| Jaguars | J.Lambo 50 yd. Field Goal (13-56, 4:59) | 4-4:48 |

Missed FGs: None

Attendance: 60,926

Time of Game: 3:01

Weather: Sunny, 52° F, wind WSW 9 mph

Referee: Shawn Smith



TEAM STATISTICS

| | Jaguars | Titans |
|----------------------------|----------|---------|
| TOTAL FIRST DOWNS | 23 | 21 |
| THIRD DOWN EFFICIENCY | 7-18-39% | 4-8-50% |
| FOURTH DOWN EFFICIENCY | 1-2-50% | 0-0-0% |
| TOTAL NET YARDS | 369 | 471 |
| Plays - Avg. | 78-4.7 | 52-9.1 |
| NET YARDS RUSHING | 117 | 219 |
| Rushes - Avg. | 27-4.3 | 33-6.6 |
| NET YARDS PASSING | 252 | 252 |
| Sacks - Yards Lost | 3-20 | 1-7 |
| PASS ATT-COMP-INT | 48-32-0 | 18-14-0 |
| PUNTS - Avg. | 6-48.0 | 3-44.0 |
| Net Punting Average | 44.3 | 45.7 |
| PUNT RETURNS - Yards | 2-5 | 2-22 |
| KICKOFF RETURNS - Yards | 7-157 | 2-34 |
| INTERCEPTIONS - Yards | 0-0 | 0-0 |
| PENALTIES Number and Yards | 11-104 | 6-54 |
| FUMBLES - Lost | 1-1 | 2-2 |
| TOUCHDOWNS | 2 | 6 |
| EXTRA POINTS Made-Attempts | 1-2 | 6-6 |
| RED ZONE EFFICIENCY | 2-2-100% | 3-4-75% |
| GOAL TO GO EFFICIENCY | 2-2-100% | 2-3-67% |
| SAFETIES | 0 | 0 |
| GIVEAWAYS | 2 | 1 |
| TAKEAWAYS | 1 | 2 |
| TIME OF POSSESSION | 36:56 | 23:04 |

JAGUARS STARTERS

| OFFENSE | | | DEFENSE | | |
|---------|-------------|--------|------------|--|--|
| WR 18 | C.Conley | DE 91 | Y.Ngakoue | | |
| LT 74 | C.Robinson | NT 95 | A.Jones | | |
| LG 68 | A.Norwell | DT 90 | T.Bryan | | |
| C 65 | B.Linder | DE 93 | C.Campbell | | |
| RG 60 | A.Cann | WLB 56 | Q.Williams | | |
| RT 75 | J.Taylor | MLB 44 | M.Jack | | |
| TE 83 | B.Koyack | SLB 48 | L.Jacobs | | |
| TE 86 | N.O'Leary | LCB 37 | T.Herndon | | |
| QB 7 | N.Foles | FS 26 | J.Wilson | | |
| RB 27 | L.Fournette | SS 36 | R.Harrison | | |
| WR 17 | D.Chark Jr. | RCB 21 | A.Bouye | | |

TITANS STARTERS

| OFFENSE | | | DEFENSE | | |
|---------|--------------|--------|-----------|--|--|
| WR 84 | C.Davis | DE 98 | J.Simmons | | |
| TE 81 | J.Smith | NT 90 | D.Jones | | |
| LT 77 | T.Lewan | DT 99 | J.Casey | | |
| LG 76 | R.Saffold | OLB 44 | K.Correa | | |
| C 60 | B.Jones | ILB 54 | R.Evans | | |
| RG 64 | N.Davis | ILB 55 | J.Brown | | |
| RT 78 | J.Conklin | OLB 58 | H.Landry | | |
| WR 19 | T.Sharpe | CB 26 | L.Ryan | | |
| QB 17 | R.Tannehill | SS 24 | K.Vaccaro | | |
| FB 41 | K.Blasingame | FS 31 | K.Byard | | |
| RB 22 | D.Henry | CB 25 | A.Jackson | | |

JAGUARS INDIVIDUAL STATISTICS

| Rushing | Att | Yds | Avg | Lg | TD |
|--------------|-----------|------------|------------|-----------|----------|
| L.Fournette | 24 | 97 | 4.0 | 16 | 2 |
| N.Foles | 3 | 20 | 6.7 | 13 | 0 |
| Total | 27 | 117 | 4.3 | 16 | 2 |

| Passing | Att | Cmp | Yds | TD | Lg | IN | Rt |
|--------------|-----------|-----------|------------|----------|-----------|----------|-------------|
| N.Foles | 48 | 32 | 272 | 0 | 27 | 0 | 81.3 |
| Total | 48 | 32 | 272 | 0 | 27 | 0 | 81.3 |

| Receiving | No | Yds | Avg | Lg | TD |
|--------------|-----------|------------|------------|-----------|----------|
| L.Fournette | 9 | 62 | 6.9 | 27 | 0 |
| D.Westbrook | 8 | 69 | 8.6 | 22 | 0 |
| D.Chark Jr. | 5 | 38 | 7.6 | 12 | 0 |
| C.Conley | 4 | 49 | 12.3 | 16 | 0 |
| N.O'Leary | 4 | 36 | 9.0 | 15 | 0 |
| K.Cole | 2 | 18 | 9.0 | 14 | 0 |
| Total | 32 | 272 | 8.5 | 27 | 0 |

| Interceptions | No | Yds | Avg | Lg | TD |
|---------------|----|-----|-----|----|----|
| None | | | | | |

Leading Tacklers (Press Box Totals)

M. Jack 7-6-1; Q. Williams 6-4-2; A. Wingard 5-3-2

Sacks: Y. Ngakoue 1

FF: Y. Ngakoue 1; C. Campbell 1 FR: Y. Ngakoue 1; A. Jones 1

TITANS INDIVIDUAL STATISTICS

| Rushing | Att | Yds | Avg | Lg | TD |
|--------------|-----------|------------|------------|-----------|----------|
| D.Henry | 19 | 159 | 8.4 | 74 | 2 |
| R.Tannehill | 7 | 40 | 5.7 | 21 | 2 |
| D.Lewis | 5 | 21 | 4.2 | 8 | 0 |
| J.Smith | 1 | 4 | 4.0 | 4 | 0 |
| K.Raymond | 1 | -5 | -5.0 | -5 | 0 |
| Total | 33 | 219 | 6.6 | 74 | 4 |

| Passing | Att | Cmp | Yds | TD | Lg | IN | Rt |
|--------------|-----------|-----------|------------|----------|-----------|----------|--------------|
| R.Tannehill | 18 | 14 | 259 | 2 | 65 | 0 | 155.8 |
| Total | 18 | 14 | 259 | 2 | 65 | 0 | 155.8 |

| Receiving | No | Yds | Avg | Lg | TD |
|--------------|-----------|------------|-------------|-----------|----------|
| A.Brown | 4 | 135 | 33.8 | 65 | 1 |
| A.Humphries | 3 | 20 | 6.7 | 8 | 0 |
| C.Davis | 2 | 29 | 14.5 | 24 | 0 |
| D.Lewis | 1 | 24 | 24.0 | 24 | 0 |
| M.Pruitt | 1 | 20 | 20.0 | 20 | 0 |
| D.Henry | 1 | 16 | 16.0 | 16 | 0 |
| K.Raymond | 1 | 14 | 14.0 | 14 | 0 |
| D.Kelly | 1 | 1 | 1.0 | 1 | 1 |
| Total | 14 | 259 | 18.5 | 65 | 2 |

| Interceptions | No | Yds | Avg | Lg | TD |
|---------------|----|-----|-----|----|----|
| None | | | | | |

Leading Tacklers (Coaching Totals)

J. Brown 16-11-5; K. Byard 11-4-7; A. Jackson 10-8-2

Sacks: K. Vaccaro 1; H. Landry 1; R. Evans 1

FF: None FR: None

TITANS-COLTS: GAME SUMMARY



Week 13: Titans 31, Colts 17
Sunday, Dec. 1, 2019 • 1:00 p.m. ET • Lucas Oil Stadium



GAME RECAP

In Week 13 of the 2019 season, the Titans traveled to Indianapolis and won by a score of 31-17. This marked Tennessee's third consecutive victory, and the third consecutive game in which the Titans scored 30 or more points. Tennessee forced three turnovers and blocked two field goals in the win.

On the first play of the game RB **Derrick Henry** recorded a nine-yard rush, but turned the ball over as Colts LB **Anthony Walker** forced Henry to fumble. Colts S **Malik Hooker** recovered the fumble which gave Indianapolis possession at the Tennessee 39-yard line. Indianapolis capitalized on the turnover as Colts QB **Jacoby Brissett** tossed a 21-yard touchdown pass to Colts TE **Jack Doyle** for an early 7-0 lead. However, the Titans responded immediately on the ensuing possession. With help from a 23-yard reception by WR **Corey Davis**, and a 13-yard catch by WR **A.J. Brown**, QB **Ryan Tannehill** tossed a 13-yard score to WR **Adam Humphries** to tie the game, 7-7.

Later in the first quarter, Tannehill was strip-sacked by Colts LB **Bobby Okereke** and the ball was recovered by Colts DE **Justin Houston**. The Titans defense held Indianapolis to a field goal attempt, but as Colts K **Adam Vinatieri** attempted a 53-yard kick, DL **Austin Johnson** blocked the ball to keep the game tied, 7-7.

In the second quarter, Indianapolis constructed an 11-play, 80-yard scoring drive with help from 18 and 19-yard catches by Colts WR **Marcus Johnson**. Vinatieri converted a 28-yard field goal to give Indianapolis a 10-7 lead.

Indianapolis opened the second half with an 11-play, 75-yard scoring drive that saw Colts RB **Nyheim Hines** rush for a one-yard touchdown and a 17-7 lead. But, on the ensuing Tennessee possession, the Titans manufactured their own 75-yard scoring drive. Henry accounted for a 34-yard rush to move the chains, and he ultimately recorded a 13-yard rushing score on fourth-and-one to inch closer to Indianapolis, 17-14. On the Colts' next offensive play, Brissett was intercepted by S **Kevin Byard** who returned the ball 21 yards to the Indianapolis 14-yard line. The Titans capitalized on the turnover as K **Ryan Succop** converted a 31-yard field goal for a 17-17 tie.

In the fourth quarter, with Indianapolis driving, OLB **Kamalei Correa** sacked Brissett on third down at the Tennessee 27-yard line. Vinatieri lined up to attempt a 46-yard field goal, but DB **Dane Cruikshank** blocked the kick and it was recovered by CB **Tye Smith**. Smith raced

for a 63-yard touchdown as Tennessee went ahead, 24-17. Brissett was then intercepted by CB **Logan Ryan** who returned the ball 16 yards. The Titans capitalized on the turnover, as Tannehill tossed a 40-yard touchdown bomb to WR **Kalif Raymond**. Tennessee increased the lead to 31-17, and preserved the score to seal a divisional road victory.

SCORING

| | 1 | 2 | 3 | 4 | Final |
|--------------|---|---|----|----|-------|
| Tennessee | 7 | 0 | 10 | 14 | 31 |
| Indianapolis | 7 | 3 | 7 | 0 | 17 |

| TEAM | SCORING PLAY | TIME |
|--------|---|---------|
| Colts | J.Doyle 21 yd. pass from J.Brissett (A.Vinatieri kick) | 1-11:03 |
| Titans | A.Humphries 13 yd. pass from R.Tannehill (R.Succop kick) | 1-5:05 |
| Colts | A.Vinatieri 28 yd. Field Goal | 2-6:07 |
| Colts | N.Hines 1 yd. run (A.Vinatieri kick) | 3-10:23 |
| Titans | D.Henry 13 yd. run (R.Succop kick) | 3-5:52 |
| Titans | R.Succop 31 yd. Field Goal | 3-4:26 |
| Titans | T.Smith 63 yd. return of blocked field goal (R.Succop kick) | 4-5:02 |
| Titans | K.Raymond 40 yd. pass from R.Tannehill (R.Succop kick) | 4-3:02 |

Missed FGs: A. Vinatieri 55WR, 53B, 46B

Attendance: 60,361

Time of Game: 3:07

Weather: Indoors

Referee: Carl Cheffers



TEAM STATISTICS

| | Titans | Colts |
|----------------------------|----------|----------|
| TOTAL FIRST DOWNS | 15 | 22 |
| THIRD DOWN EFFICIENCY | 5-13-38% | 5-12-42% |
| FOURTH DOWN EFFICIENCY | 1-1-100% | 0-0-0% |
| TOTAL NET YARDS | 292 | 391 |
| Plays - Avg. | 58-5.0 | 67-5.8 |
| NET YARDS RUSHING | 154 | 82 |
| Rushes - Avg. | 30-5.1 | 24-3.4 |
| NET YARDS PASSING | 138 | 309 |
| Sacks - Yards Lost | 6-44 | 3-10 |
| PASS ATT-COMP-INT | 22-17-0 | 40-25-2 |
| PUNTS - Avg. | 5-48.8 | 3-49.3 |
| Net Punting Average | 42.4 | 46.7 |
| PUNT RETURNS - Yards | 2-8 | 2-32 |
| KICKOFF RETURNS - Yards | 0-0 | 1-15 |
| INTERCEPTIONS - Yards | 2-37 | 0-0 |
| PENALTIES Number and Yards | 3-33 | 6-40 |
| FUMBLES - Lost | 2-2 | 1-1 |
| TOUCHDOWNS | 4 | 2 |
| EXTRA POINTS Made-Attempts | 4-4 | 2-2 |
| RED ZONE EFFICIENCY | 2-3-67% | 2-3-67% |
| GOAL TO GO EFFICIENCY | 0-0-0% | 1-2-50% |
| SAFETIES | 0 | 0 |
| GIVEAWAYS | 2 | 3 |
| TAKEAWAYS | 3 | 2 |
| TIME OF POSSESSION | 27:29 | 32:31 |

TITANS STARTERS

| OFFENSE | | DEFENSE | |
|---------|-------------|---------|-----------|
| WR 84 | C.Davis | DE 98 | J.Simmons |
| TE 81 | J.Smith | NT 90 | D.Jones |
| LT 77 | T.Lewan | DT 99 | J.Casey |
| LG 76 | R.Saffold | OLB 44 | K.Correa |
| C 60 | B.Jones | ILB 54 | R.Evans |
| RG 64 | N.Davis | ILB 55 | J.Brown |
| RT 78 | J.Conklin | OLB 58 | H.Landry |
| WR 14 | K.Raymond | CB 26 | L.Ryan |
| WR 11 | A.Brown | SS 24 | K.Vaccaro |
| QB 17 | R.Tannehill | FS 31 | K.Byard |
| RB 22 | D.Henry | CB 25 | A.Jackson |

COLTS STARTERS

| OFFENSE | | DEFENSE | |
|---------|-------------|---------|------------|
| TE 86 | M.Lengel | DE 99 | J.Houston |
| LT 74 | A.Castonzo | NT 90 | G.Stewart |
| LG 56 | Q.Nelson | UT 96 | D.Autry |
| C 78 | R.Kelly | DE 93 | J.Sheard |
| RG 64 | M.Glowinski | WLB 53 | D.Leonard |
| RT 72 | B.Smith | MLB 50 | A.Walker |
| TE 84 | J.Doyle | CB 34 | R.Ya-Sin |
| WR 14 | Z.Pascal | CB 23 | K.Moore II |
| QB 7 | J.Brissett | FS 29 | M.Hooker |
| TE 43 | R.Travis | SS 37 | K.Willis |
| RB 21 | N.Hines | CB 35 | P.Desir |

TITANS INDIVIDUAL STATISTICS

| Rushing | Att | Yds | Avg | Lg | TD |
|--------------|-----------|------------|------------|-----------|----------|
| D.Henry | 26 | 149 | 5.7 | 34 | 1 |
| R.Tannehill | 4 | 5 | 1.3 | 8 | 0 |
| Total | 30 | 154 | 5.1 | 34 | 1 |

| Passing | Att | Cmp | Yds | TD | Lg | IN | Rt |
|--------------|-----------|-----------|------------|----------|-----------|----------|--------------|
| R.Tannehill | 22 | 17 | 182 | 2 | 40 | 0 | 131.3 |
| Total | 22 | 17 | 182 | 2 | 40 | 0 | 131.3 |

| Receiving | No | Yds | Avg | Lg | TD |
|--------------|-----------|------------|-------------|-----------|----------|
| A.Brown | 3 | 45 | 15.0 | 16 | 0 |
| A.Firkser | 3 | 22 | 7.3 | 13 | 0 |
| D.Henry | 3 | 17 | 5.7 | 9 | 0 |
| C.Hollister | 2 | 13 | 6.5 | 11 | 0 |
| J.Smith | 2 | 0 | 0.0 | 2 | 0 |
| K.Raymond | 1 | 40 | 40.0 | 40 | 1 |
| C.Davis | 1 | 23 | 23.0 | 23 | 0 |
| A.Humphries | 1 | 13 | 13.0 | 13 | 1 |
| D.Lewis | 1 | 9 | 9.0 | 9 | 0 |
| Total | 17 | 182 | 10.7 | 40 | 2 |

| Interceptions | No | Yds | Avg | Lg | TD |
|---------------|----------|-----------|-------------|-----------|----------|
| K.Byard | 1 | 21 | 21.0 | 21 | 0 |
| L.Ryan | 1 | 16 | 16.0 | 16 | 0 |
| Total | 2 | 37 | 18.5 | 21 | 0 |

Leading Tacklers (Coaching Totals)

J. Brown 10-7-3; K. Orr 9-7-2; L. Ryan 9-6-3

Sacks: K. Correa 1; H. Landry 1; J. Casey 1

FF: T. Smith 1 **FR:** K. Correa 1

COLTS INDIVIDUAL STATISTICS

| Rushing | Att | Yds | Avg | Lg | TD |
|--------------|-----------|-----------|------------|-----------|----------|
| J.Wilkins | 11 | 47 | 4.3 | 15 | 0 |
| N.Hines | 4 | 22 | 5.5 | 14 | 1 |
| J.Williams | 8 | 14 | 1.8 | 10 | 0 |
| J.Brissett | 1 | -1 | -1.0 | -1 | 0 |
| Total | 24 | 82 | 3.4 | 15 | 1 |

| Passing | Att | Cmp | Yds | TD | Lg | IN | Rt |
|--------------|-----------|-----------|------------|----------|-----------|----------|-------------|
| J.Brissett | 40 | 25 | 319 | 1 | 26 | 2 | 74.9 |
| Total | 40 | 25 | 319 | 1 | 26 | 2 | 74.9 |

| Receiving | No | Yds | Avg | Lg | TD |
|--------------|-----------|------------|-------------|-----------|----------|
| Z.Pascal | 7 | 109 | 15.6 | 26 | 0 |
| J.Doyle | 6 | 73 | 12.2 | 21 | 1 |
| M.Johnson | 4 | 55 | 13.8 | 19 | 0 |
| R.Travis | 2 | 31 | 15.5 | 25 | 0 |
| N.Hines | 2 | 18 | 9.0 | 11 | 0 |
| J.Wilkins | 2 | 9 | 4.5 | 5 | 0 |
| A.Dulin | 1 | 13 | 13.0 | 13 | 0 |
| J.Williams | 1 | 11 | 11.0 | 11 | 0 |
| Total | 25 | 319 | 12.8 | 26 | 1 |

| Interceptions | No | Yds | Avg | Lg | TD |
|---------------|----|-----|-----|----|----|
| None | | | | | |

Leading Tacklers (Press Box Totals)

A. Walker 12-8-4; D. Leonard 11-5-6; D. Autry 6-5-1; P. Desir 6-5-1

Sacks: D. Leonard 2; B. Okereke 1; J. Sheard 1;

A. Walker 0.5; D. Autry 0.5; K. Moore II 0.5; G.

Odum 0.5

FF: A. Walker 1; B. Okereke 1 **FR:** M. Hooker 1;

J. Houston 1

TITANS-RAIDERS: GAME SUMMARY



Week 14: Titans 42, Raiders 21

Sunday, Dec. 8, 2019 • 1:25 p.m. PT • Oakland-Alameda County Coliseum



GAME RECAP

In Week 14 of the 2019 season, the Titans traveled to Oakland to face the Raiders and won by a score of 42-21. The offense totaled 552 net yards, which marked sixth-highest single-game figure in franchise history, and the defense recorded a shutout in the second half of the contest to secure Tennessee's sixth victory in seven games.

On Tennessee's opening possession, the offense swiftly drove down the field and entered the red zone. However, at the Oakland 19-yard line QB **Ryan Tannehill**'s pass was deflected by Raiders DE **Dion Jordan** and intercepted by Raiders DT **Maurice Hurst**, who returned the ball to the Tennessee 24-yard line. Oakland capitalized on the turnover and got on the board first as Raiders RB **DeAndre Washington** ran in a 14-yard score for a 7-0 lead.

The Titans immediately responded with a 74-yard scoring drive of their own. Tannehill connected with FB/RB **Khari Blasingame** and TE **Jonnu Smith** for first downs, and RB **Derrick Henry** rushed for a first down. Ultimately Henry ran into the end zone for a 12-yard touchdown and a tie game, 7-7.

In the second quarter, starting at their own nine-yard line, the Titans recorded a one-play scoring drive. Tannehill threw a 91-yard touchdown pass to WR **A.J. Brown** as the Titans took a 14-7 lead. On the ensuing Oakland drive, Raiders QB **Derek Carr** tossed a 49-yard touchdown pass to Raiders WR **Rico Gafford** to tie the game, 14-14. The Tennessee offense immediately responded with a 77-yard scoring drive. Brown caught a 22-yard pass, and WR **Corey Davis** added a 24-yard reception, as Tannehill then connected with Brown for a 16-yard touchdown and a 21-14 lead. Oakland responded again with a 71-yard scoring drive on the ensuing possession, that saw Carr toss a one-yard touchdown pass to Raiders TE **Foster Moreau** to once again knot the score, 21-21.

In the third quarter, Tennessee took the lead and maintained it for the remainder of the contest. Blasingame caught a 23-yard pass, Davis grabbed a 10-yard reception, and TE **MyCole Pruitt** made a career-long 42-yard catch before Henry rushed in for a 10-yard touchdown. The Titans went ahead, 28-21.

The Titans tacked on two more touchdowns in the fourth quarter, one on offense and one on defense. WR **Tajae Sharpe**, WR **Kalif Raymond**, and Brown contributed first down receptions, and Henry added a 24-yard gain on the ground as part of a nine-play, 89-yard scoring drive. The series concluded with Smith making a 17-yard touchdown catch for a 35-21 lead.

On the following Oakland possession, Carr connected with Raiders TE **Darren Waller** for a three-yard gain, but CB **Tye Smith** caused Waller to fumble the ball. LB **Jayon Brown** scooped up the ball and scored on a 47-yard touchdown return for a 42-21 lead. Tennessee preserved the score and sealed a road victory.

SCORING

| | 1 | 2 | 3 | 4 | Final |
|-----------|---|----|---|----|-------|
| Tennessee | 7 | 14 | 7 | 14 | 42 |
| Oakland | 7 | 14 | 0 | 0 | 21 |

| TEAM | SCORING PLAY | TIME |
|---------|--|---------|
| Raiders | D.Washington 14 yd. run (D.Carson kick) | 1-7:43 |
| Titans | D.Henry 12 yd. run (R.Succop kick) | 1-3:21 |
| Titans | A.Brown 91 yd. pass from R.Tannehill (R.Succop kick) | 2-14:04 |
| Raiders | R.Gafford 49 yd. pass from D.Carr (D.Carson kick) | 2-10:43 |
| Titans | A.Brown 16 yd. pass from R.Tannehill (R.Succop kick) | 2-6:52 |
| Raiders | F.Moreau 1 yd. pass from D.Carr (D.Carson kick) | 2-0:24 |
| Titans | D.Henry 10 yd. run (R.Succop kick) | 3-5:36 |
| Titans | J.Smith 17 yd. pass from R.Tannehill (R.Succop kick) | 4-14:29 |
| Titans | J.Brown 46 yd. fumble return (R.Succop kick) | 4-13:12 |

Missed FGs: R. Succop 42LU

Attendance: 52,760

Time of Game: 2:58

Weather: Cloudy, 59° F, wind W 5 mph

Referee: Brad Allen



TEAM STATISTICS

| | Titans | Raiders |
|----------------------------|----------|----------|
| TOTAL FIRST DOWNS | 26 | 22 |
| THIRD DOWN EFFICIENCY | 8-11-73% | 4-10-40% |
| FOURTH DOWN EFFICIENCY | 0-0-0% | 0-1-0% |
| TOTAL NET YARDS | 552 | 356 |
| Plays - Avg. | 59-9.4 | 60-5.9 |
| NET YARDS RUSHING | 161 | 97 |
| Rushes - Avg. | 32-5.0 | 24-4.0 |
| NET YARDS PASSING | 391 | 259 |
| Sacks - Yards Lost | 0-0 | 2-4 |
| PASS ATT-COMP-INT | 27-21-1 | 34-25-0 |
| PUNTS - Avg. | 2-51.0 | 5-44.2 |
| Net Punting Average | 45.0 | 40.2 |
| PUNT RETURNS - Yards | 0-0 | 1-12 |
| KICKOFF RETURNS - Yards | 3-71 | 4-91 |
| INTERCEPTIONS - Yards | 0-0 | 1-55 |
| PENALTIES Number and Yards | 4-21 | 3-20 |
| FUMBLES - Lost | 0-0 | 1-1 |
| TOUCHDOWNS | 6 | 3 |
| EXTRA POINTS Made-Attempts | 6-6 | 3-3 |
| RED ZONE EFFICIENCY | 4-5-80% | 2-3-67% |
| GOAL TO GO EFFICIENCY | 1-1-100% | 1-2-50% |
| SAFETIES | 0 | 0 |
| GIVEAWAYS | 1 | 1 |
| TAKEAWAYS | 1 | 1 |
| TIME OF POSSESSION | 29:12 | 30:48 |

TITANS STARTERS

OFFENSE

| | | | |
|-------|-------------|--------|-----------|
| WR 84 | C.Davis | DE 98 | J.Simmons |
| TE 81 | J.Smith | NT 90 | D.Jones |
| LT 77 | T.Lewan | DT 99 | J.Casey |
| LG 76 | R.Saffold | CB 23 | T.Smith |
| C 60 | B.Jones | ILB 54 | R.Evans |
| RG 64 | N.Davis | ILB 55 | J.Brown |
| RT 78 | J.Conklin | OLB 58 | H.Landry |
| WR 11 | A.Brown | CB 26 | L.Ryan |
| TE 85 | M.Pruitt | SS 24 | K.Vaccaro |
| QB 17 | R.Tannehill | FS 31 | K.Byard |
| RB 22 | D.Henry | CB 35 | T.Brock |

DEFENSE

RAIDERS STARTERS

OFFENSE

| | | | |
|-------|----------------|--------|--------------|
| WR 12 | Z.Jones | DE 96 | C.Ferrell |
| LT 74 | K.Miller | DT 92 | P.Hall |
| LG 64 | R.Incognito | DT 90 | J.Hankins |
| C 61 | R.Hudson | DE 98 | M.Crosby |
| RG 66 | G.Jackson | SLB 59 | T.Whitehead |
| RT 75 | B.Parker | MLB 51 | W.Compton |
| TE 83 | D.Waller | WLB 52 | M.Lee |
| WR 16 | T.Williams | LCB 20 | D.Worley |
| QB 4 | D.Carr | RCB 27 | T.Mullen |
| RB 33 | D.WashingtonFS | 21 | D.Swearinger |
| WR 10 | R.Gafford | SS 25 | E.Harris |

DEFENSE

TITANS INDIVIDUAL STATISTICS

| Rushing | Att | Yds | Avg | Lg | TD |
|--------------|-----------|------------|------------|-----------|----------|
| D.Henry | 18 | 103 | 5.7 | 24 | 2 |
| D.Lewis | 9 | 26 | 2.9 | 6 | 0 |
| R.Tannehill | 4 | 19 | 4.8 | 10 | 0 |
| A.Brown | 1 | 13 | 13.0 | 13 | 0 |
| Total | 32 | 161 | 5.0 | 24 | 2 |

| Passing | Att | Cmp | Yds | TD | Lg | IN | Rt |
|--------------|-----------|-----------|------------|----------|-----------|----------|--------------|
| R.Tannehill | 27 | 21 | 391 | 3 | 91 | 1 | 140.4 |
| Total | 27 | 21 | 391 | 3 | 91 | 1 | 140.4 |

| Receiving | No | Yds | Avg | Lg | TD |
|--------------|-----------|------------|-------------|-----------|----------|
| A.Brown | 5 | 153 | 30.6 | 91 | 2 |
| T.Sharpe | 4 | 25 | 6.3 | 9 | 0 |
| J.Smith | 3 | 29 | 9.7 | 17 | 1 |
| K.Blasingame | 2 | 47 | 23.5 | 24 | 0 |
| C.Davis | 2 | 34 | 17.0 | 24 | 0 |
| M.Pruitt | 1 | 42 | 42.0 | 42 | 0 |
| A.Firkser | 1 | 39 | 39.0 | 39 | 0 |
| K.Raymond | 1 | 11 | 11.0 | 11 | 0 |
| D.Henry | 1 | 6 | 6.0 | 6 | 0 |
| D.Lewis | 1 | 5 | 5.0 | 5 | 0 |
| Total | 21 | 391 | 18.6 | 91 | 3 |

| Interceptions | No | Yds | Avg | Lg | TD |
|---------------|----|-----|-----|----|----|
| None | | | | | |

Leading Tacklers (Coaching Totals)

L. Ryan 13-5-8; T. Smith 8-6-2; K. Byard 8-5-3

Sacks: J. Simmons 1; K. Correa 1

FF: T. Smith 1 FR: J. Brown 1

RAIDERS INDIVIDUAL STATISTICS

| Rushing | Att | Yds | Avg | Lg | TD |
|--------------|-----------|-----------|------------|-----------|----------|
| D.Washington | 14 | 53 | 3.8 | 14 | 1 |
| J.Richard | 7 | 28 | 4.0 | 10 | 0 |
| D.Carr | 2 | 17 | 8.5 | 15 | 0 |
| A.Ingold | 1 | -1 | -1.0 | -1 | 0 |
| Total | 24 | 97 | 4.0 | 15 | 1 |

| Passing | Att | Cmp | Yds | TD | Lg | IN | Rt |
|--------------|-----------|-----------|------------|----------|-----------|----------|--------------|
| D.Carr | 34 | 25 | 263 | 2 | 49 | 0 | 115.2 |
| Total | 34 | 25 | 263 | 2 | 49 | 0 | 115.2 |

| Receiving | No | Yds | Avg | Lg | TD |
|--------------|-----------|------------|-------------|-----------|----------|
| D.Waller | 6 | 73 | 12.2 | 25 | 0 |
| D.Washington | 6 | 43 | 7.2 | 24 | 0 |
| T.Williams | 3 | 35 | 11.7 | 18 | 0 |
| K.Doss | 3 | 26 | 8.7 | 12 | 0 |
| F.Moreau | 3 | 14 | 4.7 | 7 | 1 |
| J.Richard | 2 | 18 | 9.0 | 11 | 0 |
| R.Gafford | 1 | 49 | 49.0 | 49 | 1 |
| Z.Jones | 1 | 5 | 5.0 | 5 | 0 |
| Total | 25 | 263 | 10.5 | 49 | 2 |

| Interceptions | No | Yds | Avg | Lg | TD |
|---------------|----------|-----------|-------------|-----------|----------|
| M. Hurst | 1 | 55 | 55.0 | 55 | 0 |
| Total | 1 | 55 | 55.0 | 55 | 0 |

Leading Tacklers (Press Box Totals)

T. Whitehead 11-6-5; D. Worley 8-6-2; E. Harris 7-7-0

Sacks: None

FF: None FR: None

TITANS-TEXANS: GAME SUMMARY



Week 15: Titans 21, Texans 24
Sunday, Dec. 15, 2019 • 12:00 p.m. CT • Nissan Stadium



GAME RECAP

In Week 15 of the 2019 season, the Titans hosted the Texans for the first of two contests between the clubs in a three-week span. Tennessee fell to Houston at home, 24-21.

On Houston's opening possession, Texans QB **Deshaun Watson** drove his offense down the field into Titans' territory. On second-and-seven at the Tennessee 20-yard line, Watson's pass was intercepted at the one-yard line by S **Kenny Vaccaro** to end Houston's scoring threat and keep it a scoreless game. Later in the first quarter, QB **Ryan Tannehill** efficiently moved the offense into the red zone with help from a 22-yard reception by WR **Corey Davis** and a 23-yard rush by RB **Derrick Henry**. At the Houston five-yard line, Tannehill's pass was batted into the air by Texans S **Justin Reid** and intercepted by Texans OLB **Whitney Mercilus**, who returned the ball 86 yards. Houston capitalized on the turnover as Texans WR **Kenny Stills** caught a 12-yard touchdown pass for a 7-0 lead.

In the second quarter, Houston put together a nine-play, 72-yard scoring drive that culminated in a 16-yard touchdown catch by Stills. The Texans took a 14-0 lead into the half.

On Tennessee's opening possession of the second half, the Titans constructed their most time consuming scoring drive of the season, a nine-minute, 26-second possession that covered 76 yards. WR **A.J. Brown** contributed two first down catches, Davis added one, and Tannehill and Henry each rushed for a first down to help keep the chains moving. Ultimately, on fourth-and-goal, Tannehill ran into the end zone for a one-yard touchdown to cut the lead in half, 14-7.

Later in the third quarter, with Houston in the red zone, Watson attempted a pass from the Tennessee four-yard line. However, the ball was tipped by DL **Jeffery Simmons**, and intercepted by LB **Jayon Brown** in the end zone for a touchback. The Titans capitalized on the turnover, and with help from a 57-yard rush by TE **Jonnu Smith**, Tannehill tossed a five-yard touchdown to A.J. Brown for a tie game, 14-14.

On Houston's ensuing possession, the Texans regained the lead on a 75-yard scoring drive. Texans WR **DeAndre Hopkins** contributed a 35-yard reception as the possession culminated in a 10-yard score by Texans RB **Carlos Hyde** for a 21-14 lead. On the Texans following

possession, Houston tacked on a 29-yard field goal to extend the lead to 24-14.

The Titans took the field down by 10 points with 3:26 remaining in regulation. Tannehill connected on a 23-yard pass to Smith, a 12-yard ball to WR **Tajae Sharpe**, and a 19-yard catch to Davis to move the Titans down the field, before throwing an 11-yard touchdown to RB **Dion Lewis**. Tennessee came within three points of Houston, 24-21, but could not recover an onside kick and fell to the Texans.

SCORING

| | 1 | 2 | 3 | 4 | Final |
|-----------|---|----|---|----|-------|
| Houston | 0 | 14 | 0 | 10 | 24 |
| Tennessee | 0 | 0 | 7 | 14 | 21 |

| TEAM | SCORING PLAY | TIME |
|--------|---|---------|
| Texans | K.Stills 12 yd. pass from D.Watson (K.Fairbairn kick) | 2-9:59 |
| Texans | K.Stills 16 yd. pass from D.Watson (K.Fairbairn kick) | 2-3:14 |
| Titans | R.Tannehill 1 yd. run (R.Succop kick) | 3-5:34 |
| Titans | A.Brown 5 yd. pass from R.Tannehill (R.Succop kick) | 4-13:35 |
| Texans | C.Hyde 10 yd. run (K.Fairbairn kick) | 4-10:34 |
| Texans | K.Fairbairn 29 yd. Field Goal | 4-3:26 |
| Titans | D.Lewis 11 yd. pass from R.Tannehill (R.Succop kick) | 4-2:04 |

Missed FGs: R. Succop 45B

Attendance: 65,265

Time of Game: 3:02

Weather: Cloudy, 45° F, wind SE 4 mph

Referee: Bill Vinovich



TEAM STATISTICS

| | Texans | Titans |
|----------------------------|----------|----------|
| TOTAL FIRST DOWNS | 23 | 24 |
| THIRD DOWN EFFICIENCY | 5-10-50% | 4-10-40% |
| FOURTH DOWN EFFICIENCY | 0-0-0% | 1-2-50% |
| TOTAL NET YARDS | 374 | 432 |
| Plays - Avg. | 63-5.9 | 67-6.4 |
| NET YARDS RUSHING | 140 | 163 |
| Rushes - Avg. | 35-4.0 | 28-5.8 |
| NET YARDS PASSING | 234 | 269 |
| Sacks - Yards Lost | 1-9 | 2-10 |
| PASS ATT-COMP-INT | 27-19-2 | 37-22-1 |
| PUNTS - Avg. | 4-46.3 | 3-48.3 |
| Net Punting Average | 41.5 | 48.3 |
| PUNT RETURNS - Yards | 0-0 | 2-19 |
| KICKOFF RETURNS - Yards | 2-54 | 3-55 |
| INTERCEPTIONS - Yards | 1-86 | 2-2 |
| PENALTIES Number and Yards | 5-27 | 4-30 |
| FUMBLES - Lost | 1-0 | 0-0 |
| TOUCHDOWNS | 3 | 3 |
| EXTRA POINTS Made-Attempts | 3-3 | 3-3 |
| RED ZONE EFFICIENCY | 3-5-60% | 3-4-75% |
| GOAL TO GO EFFICIENCY | 1-3-33% | 2-3-67% |
| SAFETIES | 0 | 0 |
| GIVEAWAYS | 2 | 1 |
| TAKEAWAYS | 1 | 2 |
| TIME OF POSSESSION | 31:20 | 28:40 |

TEXANS STARTERS

| OFFENSE | DEFENSE |
|-------------------|---------------------|
| WR 10 D.Hopkins | DE 92 B.Dunn |
| LT 78 L.Tunsil | NT 98 D.Reader |
| LG 74 M.Scharping | DE 97 A.Blackson |
| C 66 N.Martin | OLB 59 W.Mercilus |
| RG 73 Z.Fulton | ILB 55 B.McKinney |
| RT 77 C.Clark | ILB 41 Z.Cunningham |
| TE 87 D.Fells | OLB 57 B.Scarlett |
| TE 88 J.Akins | CB 24 J.Joseph |
| WR 15 W.Fuller | CB 21 B.Roby |
| QB 4 D.Watson | S 39 T.Gipson |
| RB 23 C.Hyde | S 20 J.Reid |

TITANS STARTERS

| OFFENSE | DEFENSE |
|-------------------|-----------------|
| TE 86 A.Firkser | DE 98 J.Simmons |
| TE 81 J.Smith | NT 90 D.Jones |
| LT 77 T.Lewan | DT 99 J.Casey |
| LG 76 R.Saffold | ILB 54 R.Evans |
| C 60 B.Jones | ILB 55 J.Brown |
| RG 64 N.Davis | OLB 58 H.Landry |
| RT 78 J.Conklin | CB 26 L.Ryan |
| TE 85 M.Pruitt | SS 24 K.Vaccaro |
| WR 11 A.Brown | FS 31 K.Byard |
| QB 17 R.Tannehill | CB 35 T.Brock |
| RB 22 D.Henry | CB 23 T.Smith |

TEXANS INDIVIDUAL STATISTICS

| Rushing | Att | Yds | Avg | Lg | TD |
|--------------|-----------|------------|------------|-----------|----------|
| C.Hyde | 26 | 104 | 4.0 | 11 | 1 |
| D.Watson | 7 | 32 | 4.6 | 12 | 0 |
| D.Johnson | 2 | 4 | 2.0 | 3 | 0 |
| Total | 35 | 140 | 4.0 | 12 | 1 |

| Passing | Att | Cmp | Yds | TD | Lg | IN | Rt |
|--------------|-----------|-----------|------------|----------|-----------|----------|-------------|
| D.Watson | 27 | 19 | 243 | 2 | 35 | 2 | 92.1 |
| Total | 27 | 19 | 243 | 2 | 35 | 2 | 92.1 |

| Receiving | No | Yds | Avg | Lg | TD |
|--------------|-----------|------------|-------------|-----------|----------|
| D.Hopkins | 6 | 119 | 19.8 | 35 | 0 |
| W.Fuller | 5 | 61 | 12.2 | 31 | 0 |
| K.Stills | 3 | 35 | 11.7 | 16 | 2 |
| D.Johnson | 2 | 19 | 9.5 | 11 | 0 |
| J.Akins | 2 | 7 | 3.5 | 5 | 0 |
| D.Fells | 1 | 2 | 2.0 | 2 | 0 |
| Total | 19 | 243 | 12.8 | 35 | 2 |

| Interceptions | No | Yds | Avg | Lg | TD |
|---------------|----------|-----------|-------------|-----------|----------|
| W. Mercilus | 1 | 86 | 86.0 | 86 | 0 |
| Total | 1 | 86 | 86.0 | 86 | 0 |

Leading Tacklers (Press Box Totals)

Z. Cunningham 14-10-4; B. McKinney 9-5-4; J. Reid 6-5-1

Sacks: C. Omenihu 1; Z. Cunningham 0.5; B. McKinney 0.5

FF: None FR: None

TITANS INDIVIDUAL STATISTICS

| Rushing | Att | Yds | Avg | Lg | TD |
|--------------|-----------|------------|------------|-----------|----------|
| D.Henry | 21 | 86 | 4.1 | 23 | 0 |
| J.Smith | 1 | 57 | 57.0 | 57 | 0 |
| D.Lewis | 3 | 10 | 3.3 | 6 | 0 |
| R.Tannehill | 3 | 10 | 3.3 | 10 | 1 |
| Total | 28 | 163 | 5.8 | 57 | 1 |

| Passing | Att | Cmp | Yds | TD | Lg | IN | Rt |
|--------------|-----------|-----------|------------|----------|-----------|----------|-------------|
| R.Tannehill | 36 | 22 | 279 | 2 | 60 | 1 | 92.2 |
| B.Kern | 1 | 0 | 0 | 0 | 0 | 0 | 39.6 |
| Total | 37 | 22 | 279 | 2 | 60 | 1 | 89.8 |

| Receiving | No | Yds | Avg | Lg | TD |
|--------------|-----------|------------|-------------|-----------|----------|
| A.Brown | 8 | 114 | 14.3 | 60 | 1 |
| J.Smith | 5 | 60 | 12.0 | 23 | 0 |
| C.Davis | 3 | 57 | 19.0 | 22 | 0 |
| T.Sharpe | 2 | 28 | 14.0 | 16 | 0 |
| D.Lewis | 1 | 11 | 11.0 | 11 | 1 |
| A.Firkser | 1 | 7 | 7.0 | 7 | 0 |
| K.Raymond | 1 | 2 | 2.0 | 2 | 0 |
| K.Blaingame | 1 | 0 | 0.0 | 0 | 0 |
| Total | 22 | 279 | 12.7 | 60 | 2 |

| Interceptions | No | Yds | Avg | Lg | TD |
|---------------|----------|----------|------------|----------|----------|
| K. Vaccaro | 1 | 2 | 2.0 | 2 | 0 |
| J. Brown | 1 | 0 | 0.0 | 0 | 0 |
| Total | 2 | 2 | 1.0 | 2 | 0 |

Leading Tacklers (Coaching Totals)

K. Vaccaro 13-4-9; R. Evans 12-5-7; J. Brown 11-8-3

Sacks: K. Correa 1

FF: L. Ryan 1 FR: None

TITANS-SAINTS: GAME SUMMARY



Week 16: Titans 28, Saints 38
Sunday, Dec. 22, 2019 • 12:00 p.m. CT • Nissan Stadium



GAME RECAP

In Week 16 of the 2019 season, the Titans hosted the Saints in the final home matchup of the regular season and fell to New Orleans by a score of 38-28.

In the first quarter, the Titans put together two touchdown scoring drives to take a 14-0 lead. First, QB **Ryan Tannehill** engineered a five-play, 73-yard possession that saw TE **Jonnu Smith** catch a 41-yard touchdown. Then, after forcing New Orleans to punt, Tennessee got the ball back and orchestrated a three-play scoring drive. Smith caught a 15-yard pass and RB **Dion Lewis** rushed for a six-yard gain, before WR **A.J. Brown** took a handoff and raced 49 yards into the endzone for a score and 14-0 lead.

New Orleans got on the board in the second quarter on a 13-play scoring drive. Saints QB **Drew Brees** connected with Saints WR **Michael Thomas** for a 19-yard first down to help move the chains, but on third down at the Tennessee 20-yard line, Brees was sacked by DT **Jurrell Casey** for a loss of nine. New Orleans settled for a 47-yard field goal to make it a 14-3 game.

Later in the second quarter, on a one-play scoring drive, Brees tossed a quick 61-yard touchdown pass to Saints TE **Jared Cook** to make it a 14-10 game.

On the Saints opening possession of the second half, New Orleans strung together a three-play scoring drive that saw Saints RB **Alvin Kamara** tack on a 40-yard rushing score. New Orleans took the lead, 17-14. After forcing Tennessee to punt, the Saints took possession of the ball and added another score. Brees threw two first down passes to Thomas, and one to each Saints WR **TreQuan Smith** and Kamara, before Kamara ran into the end zone for a one-yard touchdown. New Orleans took a 24-14 lead. The Titans immediately responded on the ensuing possession with a touchdown drive of their own. With help from a 22-yard reception by WR **Corey Davis**, Tannehill threw a 36-yard touchdown to WR **Tajae Sharpe** to make it a three-point game, 24-21. On the following drive, New Orleans then extended their lead, as Brees hit Cook for a 16-yard score and a 31-21 game.

In the fourth quarter, the Titans tacked on a six-play, 42-yard scoring drive. RB **Dalyn Dawkins** amassed 26 yards and two first downs on four carries, before Tannehill threw a seven-yard touchdown to Sharpe. Tennessee again made it a one-score game, 31-28 Saints.

Later in the fourth quarter, the Titans took possession of the ball needing a touchdown to go ahead and retake the lead. Tannehill connected with WR **Kalif Raymond** for a 22-yard

pass to move the Titans downfield, but Raymond fumbled the ball after contact. Saints DB **C.J. Gardner-Johnson** recovered it and ran 38 yards to give New Orleans possession at the Tennessee 25-yard line. The Saints took over with 4:06 remaining in regulation, and Brees quickly threw a two-yard touchdown to Thomas for a 38-28 lead.

Ultimately, the Titans could not overcome a 10-point deficit and fell to the Saints at home.

SCORING

| | 1 | 2 | 3 | 4 | Final |
|-------------|----|----|----|---|-------|
| New Orleans | 0 | 10 | 21 | 7 | 38 |
| Tennessee | 14 | 0 | 7 | 7 | 28 |

TEAM SCORING PLAY

| TEAM | SCORING PLAY | TIME |
|--------|---|---------|
| Titans | J.Smith 41 yd. pass from R.Tannehill (G.Joseph kick) | 1-7:55 |
| Titans | A.Brown 49 yd. run (G.Joseph kick) | 1-4:50 |
| Saints | W.Lutz 47 yd. Field Goal | 2-13:36 |
| Saints | J.Cook 61 yd. pass from D.Brees (W.Lutz kick) | 2-2:23 |
| Saints | A.Kamara 40 yd. run (W.Lutz kick) | 3-14:00 |
| Saints | A.Kamara 1 yd. run (W.Lutz kick) | 3-7:08 |
| Titans | T.Sharpe 36 yd. pass from R.Tannehill (G.Joseph kick) | 3-4:25 |
| Saints | J.Cook 16 yd. pass from D.Brees (W.Lutz kick) | 3-1:18 |
| Titans | T.Sharpe 7 yd. pass from R.Tannehill (G.Joseph kick) | 4-7:27 |
| Saints | M.Thomas 2 yd. pass from D.Brees (W.Lutz kick) | 4-2:10 |

Missed FGs: None

Attendance: 66,756

Time of Game: 3:20

Weather: Cloudy, 50° F, wind NE 4 mph

Referee: Jerome Boger



TEAM STATISTICS

| | Saints | Titans |
|----------------------------|----------|----------|
| TOTAL FIRST DOWNS | 23 | 17 |
| THIRD DOWN EFFICIENCY | 4-12-33% | 5-13-38% |
| FOURTH DOWN EFFICIENCY | 0-1-0% | 0-1-0% |
| TOTAL NET YARDS | 377 | 397 |
| Plays - Avg. | 66-5.7 | 58-6.8 |
| NET YARDS RUSHING | 102 | 149 |
| Rushes - Avg. | 23-4.4 | 26-5.7 |
| NET YARDS PASSING | 275 | 248 |
| Sacks - Yards Lost | 3-24 | 5-24 |
| PASS ATT-COMP-INT | 40-28-0 | 27-17-0 |
| PUNTS - Avg. | 5-48.8 | 7-42.7 |
| Net Punting Average | 41.4 | 39.7 |
| PUNT RETURNS - Yards | 4-21 | 3-37 |
| KICKOFF RETURNS - Yards | 5-162 | 4-83 |
| INTERCEPTIONS - Yards | 0-0 | 0-0 |
| PENALTIES Number and Yards | 11-70 | 6-56 |
| FUMBLES - Lost | 1-0 | 1-1 |
| TOUCHDOWNS | 5 | 4 |
| EXTRA POINTS Made-Attempts | 5-5 | 4-4 |
| RED ZONE EFFICIENCY | 3-3-100% | 1-1-100% |
| GOAL TO GO EFFICIENCY | 2-2-100% | 0-0-0% |
| SAFETIES | 0 | 0 |
| GIVEAWAYS | 0 | 1 |
| TAKEAWAYS | 1 | 0 |
| TIME OF POSSESSION | 31:04 | 28:56 |

SAINTS STARTERS

OFFENSE

| | |
|-------|------------|
| WR 13 | M.Thomas |
| LT 72 | T.Armstead |
| LG 62 | N.Easton |
| C 78 | E.McCoy |
| RG 64 | W.Clapp |
| RT 71 | R.Ramczyk |
| TE 89 | J.Hill |
| WR 11 | D.Harris |
| QB 9 | D.Brees |
| RB 41 | A.Kamara |
| FB 7 | T.Hill |

DEFENSE

| | |
|---------|-------------------|
| RDE 91 | T.Hendrickson |
| DT 90 | M.Brown |
| DT 93 | D.Onyemata |
| LDE 94 | C.Jordan |
| WILL 56 | D.Davis |
| MLB 51 | M.Te'o |
| SAM 53 | A.Klein |
| LCB 25 | E.Apple |
| SS 22 | C.Gardner-Johnson |
| FS 43 | M.Williams |
| RCB 23 | M.Lattimore |

TITANS STARTERS

OFFENSE

| | |
|-------|--------------|
| WR 84 | C.Davis |
| TE 85 | M.Pruitt |
| LT 77 | T.Lewan |
| LG 76 | R.Saffold |
| C 60 | B.Jones |
| RG 64 | N.Davis |
| RT 78 | J.Conklin |
| WR 11 | A.Brown |
| QB 17 | R.Tannehill |
| FB 41 | K.Blasingame |
| RB 33 | D.Lewis |

DEFENSE

| | |
|--------|-----------|
| DE 90 | D.Jones |
| NT 94 | A.Johnson |
| DT 99 | J.Casey |
| ILB 54 | R.Evans |
| ILB 55 | J.Brown |
| OLB 58 | H.Landry |
| CB 26 | L.Ryan |
| SS 24 | K.Vaccaro |
| FS 31 | K.Byard |
| CB 35 | T.Brock |
| CB 36 | L.Sims |

SAINTS INDIVIDUAL STATISTICS

| Rushing | Att | Yds | Avg | Lg | TD |
|--------------|-----------|------------|------------|-----------|----------|
| A.Kamara | 11 | 80 | 7.3 | 40 | 2 |
| L.Murray | 7 | 14 | 2.0 | 5 | 0 |
| T.Hill | 2 | 11 | 5.5 | 7 | 0 |
| D.Brees | 3 | -3 | -1.0 | -1 | 0 |
| Total | 23 | 102 | 4.4 | 40 | 2 |

| Passing | Att | Cmp | Yds | TD | Lg | IN | Rt |
|--------------|-----------|-----------|------------|----------|-----------|----------|---------------|
| D.Brees | 38 | 27 | 279 | 3 | 61 | 0 | 0118.2 |
| T.Hill | 2 | 1 | 20 | 0 | 20 | 0 | 85.4 |
| Total | 40 | 28 | 299 | 3 | 61 | 0 | 0116.6 |

| Receiving | No | Yds | Avg | Lg | TD |
|--------------|-----------|------------|-------------|-----------|----------|
| M.Thomas | 12 | 136 | 11.3 | 26 | 1 |
| A.Kamara | 6 | 30 | 5.0 | 14 | 0 |
| J.Cook | 3 | 84 | 28.0 | 61 | 2 |
| T.Hill | 2 | 21 | 10.5 | 23 | 0 |
| L.Murray | 2 | 11 | 5.5 | 7 | 0 |
| T.Smith | 1 | 13 | 13.0 | 13 | 0 |
| K.Hogan | 1 | 4 | 4.0 | 4 | 0 |
| D.Harris | 1 | 0 | 0.0 | 0 | 0 |
| Total | 28 | 299 | 10.7 | 61 | 3 |

| Interceptions | No | Yds | Avg | Lg | TD |
|---------------|----|-----|-----|----|----|
| None | | | | | |

Leading Tacklers (Press Box Totals)

D. Davis 11-9-2; C. Gardner-Johnson 8-5-3; P. Robinson 6-6-0

Sacks: A. Klein 2; D. Davis 1; C. Jordan 1; S.

Tuttle 1

FF: C. Gardner-Johnson 1 FR: C. Gardner-Johnson 1

TITANS INDIVIDUAL STATISTICS

| Rushing | Att | Yds | Avg | Lg | TD |
|--------------|-----------|------------|------------|-----------|----------|
| D.Lewis | 15 | 68 | 4.5 | 17 | 0 |
| A.Brown | 1 | 49 | 49.0 | 49 | 1 |
| D.Dawkins | 9 | 24 | 2.7 | 14 | 0 |
| R.Tannehill | 1 | 8 | 8.0 | 8 | 0 |
| Total | 26 | 149 | 5.7 | 49 | 1 |

| Passing | Att | Cmp | Yds | TD | Lg | IN | Rt |
|--------------|-----------|-----------|------------|----------|-----------|----------|---------------|
| R.Tannehill | 27 | 17 | 272 | 3 | 41 | 0 | 0133.6 |
| Total | 27 | 17 | 272 | 3 | 41 | 0 | 0133.6 |

| Receiving | No | Yds | Avg | Lg | TD |
|--------------|-----------|------------|-------------|-----------|----------|
| T.Sharpe | 5 | 69 | 13.8 | 36 | 2 |
| J.Smith | 3 | 63 | 21.0 | 41 | 1 |
| C.Davis | 3 | 40 | 13.3 | 22 | 0 |
| K.Raymond | 2 | 32 | 16.0 | 23 | 0 |
| M.Pruitt | 2 | 15 | 7.5 | 10 | 0 |
| A.Brown | 1 | 34 | 34.0 | 34 | 0 |
| D.Lewis | 1 | 19 | 19.0 | 19 | 0 |
| Total | 17 | 272 | 16.0 | 41 | 3 |

| Interceptions | No | Yds | Avg | Lg | TD |
|---------------|----|-----|-----|----|----|
| None | | | | | |

Leading Tacklers (Coaching Totals)

J. Brown 11-10-1; R. Evans 10-6-4; L. Sims 7-6-1; L. Ryan 7-5-2

Sacks: D. Roberson 2; J. Casey 1

FF: None FR: None

TITANS-TEXANS: GAME SUMMARY



Week 17: Titans 35, Texans 14
Sunday, Dec. 29, 2019 • 3:25 p.m. CT • NRG Stadium



GAME RECAP

In Week 17 of the 2019 season, the Titans traveled to Houston and secured a playoff berth with a 35-14 victory over the Texans.

On Houston's opening possession, Texans QB **AJ McCarron** led his team on a 15-play, 75-yard scoring drive that included first down receptions by TE **Jordan Akins**, WR **Steven Mitchell Jr.**, and RB **Duke Johnson**. Ultimately, Johnson ran into the end zone on a one-yard score for an early 7-0 lead. As the Tennessee offense took the field, Titans QB **Ryan Tannehill** and the offense responded and engineered a quick four-play scoring drive. Tannehill opened the drive with a 19-yard rush before connecting with WR **A.J. Brown** for a 51-yard touchdown down the right sideline to tie the game, 7-7.

Later in the first quarter, Tennessee began a 16-play scoring drive to take the lead. WRs **Corey Davis** and **Tajae Sharpe** contributed first down receptions, and RB **Derrick Henry** added two first downs on the ground. QB **Marcus Mariota** entered the game to throw a 24-yard pass to Brown, which not only moved the chains, but also put Brown over 1,000 receiving yards on the season. Ultimately, Tannehill found TE **MyCole Pruitt** in the end zone for a one-yard touchdown and a 14-7 lead.

Tennessee began the second half in possession of the ball and orchestrated a 78-yard scoring drive that featured 10 straight run plays. Henry accounted for 46 yards on the drive, including a three-yard touchdown plunge to make it a 21-7 game. On the following Houston possession, the Texans responded with a scoring drive to pull within one possession. The 16-play scoring drive culminated in a one-yard rushing score by McCarron, 21-14. Then on the ensuing Titans possession, Brown made another big play as he caught a 47-yard reception that gave Tennessee the ball at the Houston one-yard line. Henry swiftly ran in a one-yard touchdown to make it a 28-14 game.

In the fourth quarter with 3:30 remaining to play, McCarron attempted a pass but it was intercepted by S **Kevin Byard** at the Tennessee 15-yard line. The offense took the field and Henry recorded three consecutive carries of five, 23, and four yards, before breaking free for a 53-yard rushing score that secured the victory as well as the NFL's rushing title. Tennessee secured a playoff berth after winning a 35-14 division game on the road.

SCORING

| | 1 | 2 | 3 | 4 | Final |
|-----------|---|---|---|----|-------|
| Tennessee | 7 | 7 | 7 | 14 | 35 |
| Houston | 7 | 0 | 7 | 0 | 14 |

| TEAM | SCORING PLAY | TIME |
|--------|--|---------|
| Texans | D.Johnson 1 yd. run (K.Fairbairn kick) | 1-7:25 |
| Titans | A.Brown 51 yd. pass from R.Tannehill (G.Joseph kick) | 1-5:33 |
| Titans | M.Pruitt 1 yd. pass from R.Tannehill (G.Joseph kick) | 2-9:42 |
| Titans | D.Henry 3 yd. run (G.Joseph kick) | 3-10:06 |
| Texans | A.McCarron 1 yd. run (K.Fairbairn kick) | 3-1:09 |
| Titans | D.Henry 1 yd. run (G.Joseph kick) | 4-14:02 |
| Titans | D.Henry 53 yd. run (G.Joseph kick) | 4-2:54 |

Missed FGs: None

Attendance: 71,794

Time of Game: 2:53

Weather: Indoors

Referee: Clete Blakeman



TEAM STATISTICS

| | Titans | Texans |
|----------------------------|----------|----------|
| TOTAL FIRST DOWNS | 25 | 20 |
| THIRD DOWN EFFICIENCY | 5-10-50% | 3-12-25% |
| FOURTH DOWN EFFICIENCY | 0-0-0% | 2-4-50% |
| TOTAL NET YARDS | 467 | 301 |
| Plays - Avg. | 60-7.8 | 65-4.6 |
| NET YARDS RUSHING | 245 | 109 |
| Rushes - Avg. | 39-6.3 | 25-4.4 |
| NET YARDS PASSING | 222 | 192 |
| Sacks - Yards Lost | 0-0 | 4-33 |
| PASS ATT-COMP-INT | 21-14-0 | 36-21-1 |
| PUNTS - Avg. | 4-47.3 | 5-49.6 |
| Net Punting Average | 41.0 | 47.8 |
| PUNT RETURNS - Yards | 2-9 | 2-25 |
| KICKOFF RETURNS - Yards | 2-49 | 0-0 |
| INTERCEPTIONS - Yards | 1-0 | 0-0 |
| PENALTIES Number and Yards | 5-37 | 5-35 |
| FUMBLES - Lost | 0-0 | 0-0 |
| TOUCHDOWNS | 5 | 2 |
| EXTRA POINTS Made-Attempts | 5-5 | 2-2 |
| RED ZONE EFFICIENCY | 3-3-100% | 2-2-100% |
| GOAL TO GO EFFICIENCY | 3-3-100% | 2-2-100% |
| SAFETIES | 0 | 0 |
| GIVEAWAYS | 0 | 1 |
| TAKEAWAYS | 1 | 0 |
| TIME OF POSSESSION | 28:21 | 31:39 |

TITANS STARTERS

| OFFENSE | | DEFENSE | |
|---------|--------------|---------|-----------|
| WR 84 | C.Davis | CB 26 | L.Ryan |
| TE 81 | J.Smith | NT 90 | D.Jones |
| LT 77 | T.Lewan | DT 99 | J.Casey |
| LG 76 | R.Saffold | OLB 44 | K.Correa |
| C 60 | B.Jones | ILB 54 | R.Evans |
| RG 64 | N.Davis | ILB 55 | J.Brown |
| RT 78 | J.Conklin | OLB 58 | H.Landry |
| FB 41 | K.Blasingame | CB 23 | T.Smith |
| WR 11 | A.Brown | SS 24 | K.Vaccaro |
| QB 17 | R.Tannehill | FS 31 | K.Byard |
| RB 22 | D.Henry | CB 35 | T.Brock |

TEXANS STARTERS

| OFFENSE | | DEFENSE | |
|---------|-------------|---------|--------------|
| WR 11 | S.Mitchell | NT 92 | B.Dunn |
| LT 77 | C.Clark | DE 91 | C.Watkins |
| LG 74 | M.Scharping | OLB 59 | W.Mercilus |
| C 66 | N.Martin | DE 97 | A.Blackson |
| RG 73 | Z.Fulton | ILB 50 | T.Adams |
| RT 63 | R.Johnson | ILB 41 | Z.Cunningham |
| TE 88 | J.Akins | OLB 57 | B.Scarlett |
| WR 14 | D.Carter | CB 24 | J.Joseph |
| TE 83 | J.Thomas | CB 22 | G.Conley |
| QB 2 | A.McCarron | S 39 | T.Gipson |
| RB 23 | C.Hyde | S 20 | J.Reid |

TITANS INDIVIDUAL STATISTICS

| Rushing | Att | Yds | Avg | Lg | TD |
|--------------|-----------|------------|------------|-----------|----------|
| D.Henry | 32 | 211 | 6.6 | 53 | 3 |
| R.Tannehill | 5 | 20 | 4.0 | 19 | 0 |
| J.Smith | 1 | 7 | 7.0 | 7 | 0 |
| D.Lewis | 1 | 7 | 7.0 | 7 | 0 |
| Total | 39 | 245 | 6.3 | 53 | 3 |

| Passing | Att | Cmp | Yds | TD | Lg | IN | Rt |
|--------------|-----------|-----------|------------|----------|-----------|----------|---------------|
| R.Tannehill | 20 | 13 | 198 | 2 | 51 | 0 | 0130.8 |
| M.Mariota | 1 | 1 | 24 | 0 | 24 | 0 | 0118.8 |
| Total | 21 | 14 | 222 | 2 | 51 | 0 | 0133.4 |

| Receiving | No | Yds | Avg | Lg | TD |
|--------------|-----------|------------|-------------|-----------|----------|
| A.Brown | 4 | 124 | 31.0 | 51 | 1 |
| C.Davis | 4 | 44 | 11.0 | 16 | 0 |
| M.Pruitt | 2 | 13 | 6.5 | 12 | 1 |
| R.Davis | 1 | 16 | 16.0 | 16 | 0 |
| T.Sharpe | 1 | 13 | 13.0 | 13 | 0 |
| K.Blasingame | 1 | 7 | 7.0 | 7 | 0 |
| A.Firkser | 1 | 5 | 5.0 | 5 | 0 |
| Total | 14 | 222 | 15.9 | 51 | 2 |

| Interceptions | No | Yds | Avg | Lg | TD |
|---------------|----------|----------|------------|----------|----------|
| K. Byard | 1 | 0 | 0.0 | 0 | 0 |
| Total | 1 | 0 | 0.0 | 0 | 0 |

Leading Tacklers (Coaching Totals)

K. Vaccaro 9-7-2; R. Evans 7-4-3; T. Brock 6-5-1; K. Byard 6-4-2

Sacks: L. Ryan 1; J. Casey 1; D. Roberson 1; K. Correa 1

FF: None FR: None

TEXANS INDIVIDUAL STATISTICS

| Rushing | Att | Yds | Avg | Lg | TD |
|--------------|-----------|------------|------------|-----------|----------|
| T.Jones | 9 | 40 | 4.4 | 11 | 0 |
| A.McCarron | 5 | 39 | 7.8 | 18 | 1 |
| C.Hyde | 4 | 13 | 3.3 | 7 | 0 |
| D.Johnson | 4 | 12 | 3.0 | 8 | 1 |
| G.Howell | 3 | 5 | 1.7 | 3 | 0 |
| Total | 25 | 109 | 4.4 | 18 | 2 |

| Passing | Att | Cmp | Yds | TD | Lg | IN | Rt |
|--------------|-----------|-----------|------------|----------|-----------|----------|-------------|
| A.McCarron | 36 | 21 | 225 | 0 | 21 | 1 | 65.2 |
| Total | 36 | 21 | 225 | 0 | 21 | 1 | 65.2 |

| Receiving | No | Yds | Avg | Lg | TD |
|--------------|-----------|------------|-------------|-----------|----------|
| D.Carter | 6 | 65 | 10.8 | 21 | 0 |
| J.Akins | 5 | 54 | 10.8 | 20 | 0 |
| D.Johnson | 5 | 45 | 9.0 | 14 | 0 |
| S.Mitchell | 2 | 37 | 18.5 | 21 | 0 |
| T.Jones | 1 | 9 | 9.0 | 9 | 0 |
| J.Thomas | 1 | 8 | 8.0 | 8 | 0 |
| K.Coutee | 1 | 7 | 7.0 | 7 | 0 |
| Total | 21 | 225 | 10.7 | 21 | 0 |

| Interceptions | No | Yds | Avg | Lg | TD |
|---------------|----|-----|-----|----|----|
| None | | | | | |

Leading Tacklers (Press Box Totals)

T. Adams 8-3-5; J. Addae 7-3-4; C. Watkins 6-3-3; G. Conley 5-4-1

Sacks: None

FF: None FR: None

TITANS-PATRIOTS: GAME SUMMARY



Wild Card Weekend: Titans 20, Patriots 13 Saturday, Jan. 4, 2020 • 8:25 p.m. ET • Gillette Stadium



GAME RECAP

During the 2019 playoffs on Wild Card Weekend, the Titans traveled to New England and defeated the defending Super Bowl champion Patriots by a score of 20-13. RB **Derrick Henry** set the franchise's single-game postseason record with 182 rushing yards and one touchdown on 34 carries, while the defense shut out the Patriots in the second half.

New England got on the board on their opening possession as Patriots QB **Tom Brady** led his team on an eight-play, 57-yard scoring drive that included a 21-yard pass to Patriots TE **Ben Watson** and a 29-yard catch by Patriots RB **James White**. The drive culminated in a 36-yard field goal and an early 3-0 lead. The Titans responded on their own opening possession with a scoring drive to take the lead. QB **Ryan Tannehill** engineered a 12-play, 75-yard drive that featured a combined 49 rushing yards by Henry before Tannehill connected with TE **Anthony Firkser** for a 12-yard touchdown and a 7-3 lead.

On the ensuing New England possession, the Patriots came back with a 10-play scoring drive. Patriots RB **Sony Michel** contributed a 25-yard rush and White added a 14-yard gain to help move the chains, before Patriots WR **Julian Edelman** collected a five-yard touchdown on a jet sweep. New England went ahead, 10-7.

Later in the second quarter with New England in the red zone, the Titans defense orchestrated an impressive goal line stop to force the Patriots to settle for a field goal. On New England's first down at the Tennessee one-yard line, Michel was stopped for a loss of one by LB **Rashaan Evans**. Next, Patriots RB **Rex Burkhead** was halted after a gain of one on second down, and on third down, Michel was pushed back for a loss of two yards again by Evans. New England was forced to kick a 21-yard field goal to extend the lead, 13-7. On the following Tennessee possession, the Titans retook the lead on a seven-play scoring drive. Henry accounted for all 75 yards on the drive that culminated in Henry's one-yard rushing score and a 14-13 Titans lead heading into halftime.

In the fourth quarter, with the Titans still leading by one point, New England took possession of the ball at their own one-yard line. With 15 seconds remaining, Brady dropped back to pass but the ball was intercepted by CB **Logan Ryan** and returned for a nine-yard touchdown to seal a Titans victory. Tennessee advanced to the divisional round with a 20-13 win at New England.

SCORING

| | 1 | 2 | 3 | 4 | Final |
|-------------|---|----|---|---|-------|
| Tennessee | 7 | 7 | 0 | 6 | 20 |
| New England | 3 | 10 | 0 | 0 | 13 |

| TEAM | SCORING PLAY | TIME |
|----------|--|---------|
| Patriots | N.Folk 36 yd. Field Goal | 1-12:37 |
| Titans | A.Firkser 12 yd. pass from R.Tannehill (G.Joseph kick) | 1-5:39 |
| Patriots | J.Edelman 5 yd. run (N.Folk kick) | 2-14:57 |
| Patriots | N.Folk 21 yd. Field Goal | 2-2:16 |
| Titans | D.Henry 1 yd. run (G.Joseph kick) | 2-0:35 |
| Titans | L.Ryan 9 yd. interception return (run failed) | 4-0:09 |

Missed FGs: None

Attendance: 65,878

Time of Game: 2:57

Weather: Foggy, 44° F, wind N 4 mph

Referee: John Hussey



TEAM STATISTICS

| | Titans | Patriots |
|----------------------------|----------|----------|
| TOTAL FIRST DOWNS | 19 | 18 |
| THIRD DOWN EFFICIENCY | 6-12-50% | 5-13-38% |
| FOURTH DOWN EFFICIENCY | 0-0-0% | 0-1-0% |
| TOTAL NET YARDS | 272 | 307 |
| Plays - Avg. | 57-4.8 | 59-5.2 |
| NET YARDS RUSHING | 201 | 98 |
| Rushes - Avg. | 40-5.0 | 22-4.5 |
| NET YARDS PASSING | 71 | 209 |
| Sacks - Yards Lost | 1-5 | 0-0 |
| PASS ATT-COMP-INT | 16-9-1 | 37-20-1 |
| PUNTS - Avg. | 6-45.8 | 5-46.0 |
| Net Punting Average | 42.0 | 38.0 |
| PUNT RETURNS - Yards | 0-0 | 1-23 |
| KICKOFF RETURNS - Yards | 2-40 | 1-10 |
| INTERCEPTIONS - Yards | 1-9 | 1-0 |
| PENALTIES Number and Yards | 5-25 | 3-28 |
| FUMBLES - Lost | 2-0 | 2-1 |
| TOUCHDOWNS | 3 | 1 |
| EXTRA POINTS Made-Attempts | 2-3 | 1-1 |
| RED ZONE EFFICIENCY | 2-2-100% | 1-3-33% |
| GOAL TO GO EFFICIENCY | 1-1-100% | 1-2-50% |
| SAFETIES | 0 | 0 |
| GIVEAWAYS | 1 | 2 |
| TAKEAWAYS | 2 | 1 |
| TIME OF POSSESSION | 31:09 | 28:51 |

TITANS STARTERS

OFFENSE

| | | | |
|-------|--------------|--------|-----------|
| WR 84 | C.Davis | CB 35 | T.Brock |
| TE 81 | J.Smith | NT 90 | D.Jones |
| LT 77 | T.Lewan | DT 99 | J.Casey |
| LG 76 | R.Saffold | OLB 44 | K.Correa |
| C 60 | B.Jones | ILB 54 | R.Evans |
| RG 64 | N.Davis | ILB 55 | J.Brown |
| RT 78 | J.Conklin | OLB 58 | H.Landry |
| WR 11 | A.Brown | CB 26 | L.Ryan |
| FB 41 | K.Blasingame | SS 24 | K.Vaccaro |
| QB 17 | R.Tannehill | FS 31 | K.Byard |
| RB 22 | D.Henry | CB 25 | A.Jackson |

DEFENSE

PATRIOTS STARTERS

OFFENSE

| | | | |
|-------|--------------|--------|-------------|
| WR 13 | P.Dorsett II | DT 93 | L.Guy |
| LT 76 | I.Wynn | DT 71 | D.Shelton |
| LG 62 | J.Thuney | RE 55 | J.Simon |
| C 75 | T.Karras | DL 91 | D.Wise Jr. |
| RG 69 | S.Mason | LB 54 | D.Hightower |
| RT 61 | M.Cannon | LB 53 | K.Van Noy |
| WR 14 | M.Sanu Sr. | LB 52 | E.Roberts |
| WR 11 | J.Edelman | RCB 24 | S.Gilmore |
| QB 12 | T.Brady | LCB 27 | J.Jackson |
| RB 28 | J.White | S 23 | P.Chung |
| WR 15 | N.Harry | S 32 | D.McCourty |

DEFENSE

TITANS INDIVIDUAL STATISTICS

| Rushing | Att | Yds | Avg | Lg | TD |
|--------------|-----------|------------|------------|-----------|----------|
| D.Henry | 34 | 182 | 5.4 | 29 | 1 |
| R.Tannehill | 4 | 11 | 2.8 | 5 | 0 |
| D.Lewis | 2 | 8 | 4.0 | 6 | 0 |
| Total | 40 | 201 | 5.0 | 29 | 1 |

| Passing | Att | Cmp | Yds | TD | Lg | IN | Rt |
|--------------|-----------|----------|-----------|----------|-----------|----------|-------------|
| R.Tannehill | 15 | 8 | 72 | 1 | 22 | 1 | 61.0 |
| M.Mariota | 1 | 1 | 4 | 0 | 4 | 0 | 83.3 |
| Total | 16 | 9 | 76 | 1 | 22 | 1 | 63.5 |

| Receiving | No | Yds | Avg | Lg | TD |
|--------------|----------|-----------|------------|-----------|----------|
| A.Firkser | 2 | 23 | 11.5 | 12 | 1 |
| M.Pruitt | 2 | 4 | 2.0 | 4 | 0 |
| D.Henry | 1 | 22 | 22.0 | 22 | 0 |
| J.Smith | 1 | 9 | 9.0 | 9 | 0 |
| D.Lewis | 1 | 8 | 8.0 | 8 | 0 |
| T.Sharpe | 1 | 6 | 6.0 | 6 | 0 |
| A.Brown | 1 | 4 | 4.0 | 4 | 0 |
| Total | 9 | 76 | 8.4 | 22 | 1 |

| Interceptions | No | Yds | Avg | Lg | TD |
|---------------|----------|----------|------------|----------|----------|
| L. Ryan | 1 | 9 | 9.0 | 9 | 1 |
| Total | 1 | 9 | 9.0 | 9 | 1 |

Leading Tacklers (Coaching Totals)

R. Evans 12-8-4; L. Ryan 8-4-4; K. Vaccaro 7-3-4

Sacks: None

FF: None FR: None

PATRIOTS INDIVIDUAL STATISTICS

| Rushing | Att | Yds | Avg | Lg | TD |
|--------------|-----------|-----------|------------|-----------|----------|
| S.Michel | 14 | 61 | 4.4 | 25 | 0 |
| J.White | 1 | 14 | 14.0 | 14 | 0 |
| J.Edelman | 2 | 12 | 6.0 | 7 | 1 |
| N.Harry | 1 | 7 | 7.0 | 7 | 0 |
| R.Burkhead | 3 | 4 | 1.3 | 4 | 0 |
| E.Roberts | 1 | 0 | 0.0 | 0 | 0 |
| Total | 22 | 98 | 4.5 | 25 | 1 |

| Passing | Att | Cmp | Yds | TD | Lg | IN | Rt |
|--------------|-----------|-----------|------------|----------|-----------|----------|-------------|
| T.Brady | 37 | 20 | 209 | 0 | 29 | 1 | 59.4 |
| Total | 37 | 20 | 209 | 0 | 29 | 1 | 59.4 |

| Receiving | No | Yds | Avg | Lg | TD |
|--------------|-----------|------------|-------------|-----------|----------|
| J.White | 5 | 62 | 12.4 | 29 | 0 |
| B.Watson | 3 | 38 | 12.7 | 21 | 0 |
| R.Burkhead | 3 | 32 | 10.7 | 12 | 0 |
| J.Edelman | 3 | 30 | 10.0 | 20 | 0 |
| N.Harry | 2 | 21 | 10.5 | 14 | 0 |
| S.Michel | 2 | 9 | 4.5 | 7 | 0 |
| M.Sanu Sr. | 1 | 11 | 11.0 | 11 | 0 |
| P.Dorsett II | 1 | 6 | 6.0 | 6 | 0 |
| Total | 20 | 209 | 10.5 | 29 | 0 |

| Interceptions | No | Yds | Avg | Lg | TD |
|---------------|----------|----------|------------|----------|----------|
| D. Harmon | 1 | 0 | 0.0 | 0 | 0 |
| Total | 1 | 0 | 0.0 | 0 | 0 |

Leading Tacklers (Press Box Totals)

D. Hightower 9-8-1; D. Shelton 7-5-2.

Sacks: K. Van Noy 1

FF: K. Van Noy 1 FR: None

TITANS-RAVENS: GAME SUMMARY



Divisional Round: Titans 28, Ravens 12

Saturday, Jan. 11, 2020 • 8:15 p.m. ET • M&T Bank Stadium



GAME RECAP

In the Divisional Round of the 2019 playoffs, the Titans traveled to Baltimore to face the top-seeded Ravens and won by a score of 28-12. The Titans' 217 rushing yards set a new franchise postseason mark, and the Tennessee defense notched four fourth-down stops and three takeaways.

Tennessee got on the board in the first quarter and never surrendered the lead. On the Ravens' opening possession, Baltimore posted its first turnover of the day as Ravens QB **Lamar Jackson** threw an interception to S **Kevin Byard** who returned the ball 31 yards. The Titans took over at the Baltimore 35-yard line. The offense capitalized with an eight-play scoring drive that was capped by a 12-yard touchdown pass from QB **Ryan Tannehill** to TE **Jonnu Smith**, and a 7-0 lead.

On the following possession, the Titans defense halted Jackson for no gain on fourth-and-one at Baltimore's 45-yard line. Tennessee's offense took the field, and Tannehill quickly tossed a 45-yard touchdown to WR **Kalif Raymond**. Tennessee took a 14-0 lead on an eight-second scoring drive.

In the second quarter, Baltimore got on the board as the Ravens added a pair of field goals. Ravens K **Justin Tucker** converted 49 and 22-yard attempts to make it a 14-6 game heading into halftime.

Baltimore opened the second half with possession of the ball. Facing a fourth-and-one in the red zone, Jackson was again stopped for no gain as the Titans defense stood their ground. Tennessee gained possession of the ball and put together an 81-yard scoring drive with help from a 66-yard rush by RB **Derrick Henry**. At the Baltimore three-yard line, Henry took a direct snap and threw a jump pass-style three-yard touchdown to WR **Corey Davis** for a 21-6 lead. On the first play of the following Ravens possession, Jackson was strip sacked by DT **Jurrell Casey** and the ball was recovered by DL **Jeffery Simmons** at the Baltimore 20-yard line. Henry accounted for 10 yards on the ground, and WR **A.J. Brown** caught a nine-yard pass, before Tannehill scrambled into the end zone on a one-yard touchdown rush. Tennessee increased the lead, 28-6.

In the fourth quarter, Baltimore tacked on a touchdown with a 10-play, 88-yard scoring drive. Jackson contributed a 27-yard rush to move the chains before connecting with Ravens

TE **Hayden Hurst** for a 15-yard touchdown. Baltimore's two-point conversion attempt failed, keeping the score at 28-12. The Titans preserved the lead and earned their first AFC Championship appearance since the 2002 playoffs.

SCORING

| | 1 | 2 | 3 | 4 | Final |
|-----------|---|---|----|---|-------|
| Tennessee | 7 | 7 | 14 | 0 | 28 |
| Baltimore | 0 | 6 | 0 | 6 | 12 |

| TEAM | SCORING PLAY | TIME |
|--------|--|---------|
| Titans | J.Smith 12 yd. pass from R.Tannehill (G.Joseph kick) | 1-3:36 |
| Titans | K.Raymond 45 yd. pass from R.Tannehill (G.Joseph kick) | 2-14:45 |
| Ravens | J.Tucker 49 yd. Field Goal | 2-5:52 |
| Ravens | J.Tucker 22 yd. Field Goal | 2-0:00 |
| Titans | C.Davis 3 yd. pass from D.Henry (G.Joseph kick) | 3-6:54 |
| Titans | R.Tannehill 1 yd. run (G.Joseph kick) | 3-4:16 |
| Ravens | H.Hurst 15 yd. pass from L.Jackson (pass failed) | 4-11:04 |

Missed FGs: None

Attendance: 71,254

Time of Game: 3:13

Weather: Cloudy, 69° F, wind S 12 mph

Referee: Bill Vinovich



TEAM STATISTICS

| | Titans | Ravens |
|----------------------------|----------|-----------|
| TOTAL FIRST DOWNS | 15 | 29 |
| THIRD DOWN EFFICIENCY | 7-13-54% | 11-18-61% |
| FOURTH DOWN EFFICIENCY | 0-0-0% | 0-4-0% |
| TOTAL NET YARDS | 300 | 530 |
| Plays - Avg. | 53-5.7 | 92-5.8 |
| NET YARDS RUSHING | 217 | 185 |
| Rushes - Avg. | 37-5.9 | 29-6.4 |
| NET YARDS PASSING | 83 | 345 |
| Sacks - Yards Lost | 1-8 | 4-20 |
| PASS ATT-COMP-INT | 15-8-0 | 59-31-2 |
| PUNTS - Avg. | 6-52.5 | 1-44.0 |
| Net Punting Average | 39.2 | 44.0 |
| PUNT RETURNS - Yards | 0-0 | 0-0 |
| KICKOFF RETURNS - Yards | 2-27 | 3-71 |
| INTERCEPTIONS - Yards | 2-34 | 0-0 |
| PENALTIES Number and Yards | 5-20 | 7-56 |
| FUMBLES - Lost | 0-0 | 1-1 |
| TOUCHDOWNS | 4 | 1 |
| EXTRA POINTS Made-Attempts | 4-4 | 0-1 |
| RED ZONE EFFICIENCY | 3-3-100% | 1-4-25% |
| GOAL TO GO EFFICIENCY | 3-3-100% | 0-1-0% |
| SAFETIES | 0 | 0 |
| GIVEAWAYS | 0 | 3 |
| TAKEAWAYS | 3 | 0 |
| TIME OF POSSESSION | 27:54 | 32:06 |

TITANS STARTERS

| OFFENSE | DEFENSE |
|-------------------|-----------------|
| WR 84 C.Davis | NT 90 D.Jones |
| TE 81 J.Smith | DT 99 J.Casey |
| LT 77 T.Lewan | OLB 44 K.Correa |
| LG 76 R.Saffold | ILB 54 R.Evans |
| C 60 B.Jones | ILB 51 D.Long |
| RG 64 N.Davis | OLB 58 H.Landry |
| RT 78 J.Conklin | CB 26 L.Ryan |
| TE 85 M.Pruitt | CB 35 T.Brock |
| WR 11 A.Brown | SS 24 K.Vaccaro |
| QB 17 R.Tannehill | FS 31 K.Byard |
| RB 22 D.Henry | CB 25 A.Jackson |

RAVENS STARTERS

| OFFENSE | DEFENSE |
|-------------------|--------------------|
| WR 15 M.Brown | DT 98 B.Williams |
| WR 83 W.Snead IV | NT 97 M.Pierce |
| LT 79 R.Stanley | DE 93 C.Wormley |
| LG 77 B.Bozeman | RUSH45 J.Ferguson |
| OC 65 P.Mekari | WLB 58 L.Fort |
| RG 73 M.Yanda | SAM 99 M.Judon |
| RT 78 O.Brown Jr. | LCB 44 M.Humphrey |
| TE 81 H.Hurst | RCB 24 M.Peters |
| TE 86 N.Boyle | DB 36 C.Clark |
| QB 8 L.Jackson | SS 29 E.Thomas III |
| RB 21 M.Ingram II | FS 39 B.Carr |

TITANS INDIVIDUAL STATISTICS

| Rushing | Att | Yds | Avg | Lg | TD |
|--------------|-----------|------------|------------|-----------|----------|
| D.Henry | 30 | 195 | 6.5 | 66 | 0 |
| R.Tannehill | 6 | 13 | 2.2 | 9 | 1 |
| A.Brown | 1 | 9 | 9.0 | 9 | 0 |
| Total | 37 | 217 | 5.9 | 66 | 1 |

| Passing | Att | Cmp | Yds | TD | Lg | IN | Rt |
|--------------|-----------|----------|-----------|----------|-----------|----------|---------------|
| R.Tannehill | 14 | 7 | 88 | 2 | 45 | 0 | 109.5 |
| D.Henry | 1 | 1 | 3 | 1 | 3 | 0 | 0118.8 |
| Total | 15 | 8 | 91 | 3 | 45 | 0 | 0111.4 |

| Receiving | No | Yds | Avg | Lg | TD |
|--------------|----------|-----------|-------------|-----------|----------|
| J.Smith | 2 | 12 | 6.0 | 12 | 1 |
| D.Henry | 2 | 7 | 3.5 | 8 | 0 |
| K.Raymond | 1 | 45 | 45.0 | 45 | 1 |
| M.Pruitt | 1 | 15 | 15.0 | 15 | 0 |
| A.Brown | 1 | 9 | 9.0 | 9 | 0 |
| C.Davis | 1 | 3 | 3.0 | 3 | 1 |
| Total | 8 | 91 | 11.4 | 45 | 3 |

| Interceptions | No | Yds | Avg | Lg | TD |
|---------------|----------|-----------|-------------|-----------|----------|
| K.Byard | 1 | 31 | 31.0 | 31 | 0 |
| K.Vaccaro | 1 | 3 | 3.0 | 3 | 0 |
| Total | 2 | 34 | 17.0 | 31 | 0 |

Leading Tacklers (Coaching Totals)

L. Ryan 13-11-2; K. Byard 11-8-3; R. Evans 9-8-1

Sacks: J. Casey 2; K. Correa 1; H. Landry 1

FF: J. Casey 1 FR: J. Simmons 1

RAVENS INDIVIDUAL STATISTICS

| Rushing | Att | Yds | Avg | Lg | TD |
|--------------|-----------|------------|------------|-----------|----------|
| L.Jackson | 20 | 143 | 7.2 | 30 | 0 |
| M.Ingram II | 6 | 22 | 3.7 | 7 | 0 |
| G.Edwards | 3 | 20 | 6.7 | 19 | 0 |
| Total | 29 | 185 | 6.4 | 30 | 0 |

| Passing | Att | Cmp | Yds | TD | Lg | IN | Rt |
|--------------|-----------|-----------|------------|----------|-----------|----------|-------------|
| L.Jackson | 59 | 31 | 365 | 1 | 38 | 2 | 63.2 |
| Total | 59 | 31 | 365 | 1 | 38 | 2 | 63.2 |

| Receiving | No | Yds | Avg | Lg | TD |
|--------------|-----------|------------|-------------|-----------|----------|
| M.Brown | 7 | 126 | 18.0 | 38 | 0 |
| W.Snead IV | 6 | 56 | 9.3 | 26 | 0 |
| H.Hurst | 4 | 53 | 13.3 | 18 | 1 |
| M.Andrews | 4 | 39 | 9.8 | 16 | 0 |
| J.Hill | 4 | 26 | 6.5 | 14 | 0 |
| M.Boykin | 3 | 26 | 8.7 | 13 | 0 |
| S.Roberts | 2 | 30 | 15.0 | 26 | 0 |
| M.Ingram II | 1 | 9 | 9.0 | 9 | 0 |
| Total | 31 | 365 | 11.8 | 38 | 1 |

| Interceptions | No | Yds | Avg | Lg | TD |
|---------------|----|-----|-----|----|----|
| None | | | | | |

Leading Tacklers (Press Box Totals)

E. Thomas III 7-6-1; B. Williams 6-6-0; P. Onwuasor 5-4-1

Sacks: E. Thomas III 1

FF: None FR: None

TITANS-CHIEFS: GAME SUMMARY



AFC Championship: Titans 24, Chiefs 35

Sunday, Jan. 19, 2020 • 2:05 p.m. CT • Arrowhead Stadium



GAME RECAP

The Titans traveled to Kansas City to face the Chiefs for the AFC Championship Game and lost by a score of 35-24.

In the first quarter, Tennessee put together consecutive scoring drives to take a 10-0 lead. First, QB **Ryan Tannehill** led the offense on an eight-play, 58-yard possession with WR **A.J. Brown** contributing a 37-yard catch. K **Greg Joseph** converted a 30-yard field goal attempt as Tennessee went up, 3-0. After forcing Kansas City to punt on the Chiefs' opening possession, Tennessee added another 58-yard scoring drive with help from a 22-yard reception from TE **Jonnu Smith**. At the Kansas City four-yard line, RB **Derrick Henry** took the direct snap and ran into the end zone for a four-yard score and a 10-0 Titans lead.

Kansas City got on the board in the first quarter. Chiefs QB **Patrick Mahomes** led his team on a 10-play, 74-yard scoring drive that culminated in an eight-yard touchdown pass to Chiefs WR **Tyreek Hill** as Kansas City cut the lead, 10-7. On the following possession, the Titans put together a scoring drive that consumed more than nine minutes, the longest scoring drive for the club since the 2000 postseason. WRs **Corey Davis**, **Adam Humphries** and Brown all contributed first down catches, and Henry accounted for 37 yards on the ground, before Tannehill tossed a one-yard touchdown to extra tackle **Dennis Kelly**. The Titans extended the lead, 17-7.

The Chiefs added two touchdowns in the second quarter to take the lead. First, Mahomes connected with Hill for a 20-yard score to make it 17-14. Then, Mahomes scrambled into the end zone on a 27-yard run down the left sideline as Kansas City took a 21-17 lead into the half.

In the fourth quarter, Kansas City added a pair of touchdowns on back-to-back possessions. Chiefs RB **Damien Williams** capped a 13-play scoring drive with a four-yard touchdown run to put Kansas City ahead, 28-17. Next, Mahomes constructed an eight-play scoring drive that culminated in a 60-yard touchdown pass to Chiefs WR **Sammy Watkins**. Kansas City extended the lead, 35-17.

On the following Tennessee possession, the Titans put together an 80-play scoring drive including a fourth-down fake punt that saw P **Brett Kern** toss a 28-yard pass to DB **Amani Hooker**. Davis contributed a 22-yard reception, as Tannehill then connected with TE **Anthony Firkser** for a 22-yard touchdown. Tennessee cut the lead to 35-24, but ultimately could not mount a comeback and fell to the Chiefs.

SCORING

| | 1 | 2 | 3 | 4 | Final |
|-------------|----|----|---|----|-------|
| Tennessee | 10 | 7 | 0 | 7 | 24 |
| Kansas City | 7 | 14 | 0 | 14 | 35 |

| TEAM | SCORING PLAY | TIME |
|--------|--|---------|
| Titans | G.Joseph 30 yd. Field Goal | 1-11:29 |
| Titans | D.Henry 4 yd. run (G.Joseph kick) | 1-5:52 |
| Chiefs | T.Hill 8 yd. pass from P.Mahomes (H.Butker kick) | 1-0:46 |
| Titans | D.Kelly 1 yd. pass from R.Tannehill (G.Joseph kick) | 2-6:39 |
| Chiefs | T.Hill 20 yd. pass from P.Mahomes (H.Butker kick) | 2-4:03 |
| Chiefs | P.Mahomes 27 yd. run (H.Butker kick) | 2-0:11 |
| Chiefs | Dam.Williams 3 yd. run (H.Butker kick) | 4-14:50 |
| Chiefs | S.Watkins 60 yd. pass from P.Mahomes (H.Butker kick) | 4-7:33 |
| Titans | A.Firkser 22 yd. pass from R.Tannehill (G.Joseph kick) | 4-4:18 |

Missed FGs: None

Attendance: 73,656

Time of Game: 3:04

Weather: Sunny, 17° F, wind NW 10 mph

Referee: Tony Corrente



TEAM STATISTICS

| | Titans | Chiefs |
|----------------------------|----------|----------|
| TOTAL FIRST DOWNS | 20 | 27 |
| THIRD DOWN EFFICIENCY | 3-10-30% | 6-10-60% |
| FOURTH DOWN EFFICIENCY | 2-3-67% | 1-1-100% |
| TOTAL NET YARDS | 295 | 404 |
| Plays - Avg. | 58-5.1 | 64-6.3 |
| NET YARDS RUSHING | 85 | 112 |
| Rushes - Avg. | 23-3.7 | 27-4.1 |
| NET YARDS PASSING | 210 | 292 |
| Sacks - Yards Lost | 3-27 | 2-2 |
| PASS ATT-COMP-INT | 32-22-0 | 35-23-0 |
| PUNTS - Avg. | 3-46.3 | 3-40.7 |
| Net Punting Average | 44.0 | 31.0 |
| PUNT RETURNS - Yards | 1-9 | 2-7 |
| KICKOFF RETURNS - Yards | 4-61 | 5-105 |
| INTERCEPTIONS - Yards | 0-0 | 0-0 |
| PENALTIES Number and Yards | 8-85 | 9-61 |
| FUMBLES - Lost | 0-0 | 1-0 |
| TOUCHDOWNS | 3 | 5 |
| EXTRA POINTS Made-Attempts | 3-3 | 5-5 |
| RED ZONE EFFICIENCY | 2-3-67% | 2-3-67% |
| GOAL TO GO EFFICIENCY | 2-2-100% | 2-2-100% |
| SAFETIES | 0 | 0 |
| GIVEAWAYS | 0 | 0 |
| TAKEAWAYS | 0 | 0 |
| TIME OF POSSESSION | 30:10 | 29:50 |

TITANS STARTERS

OFFENSE

| | |
|-------|-------------|
| WR 84 | C.Davis |
| TE 81 | J.Smith |
| LT 77 | T.Lewan |
| LG 76 | R.Saffold |
| C 60 | B.Jones |
| RG 64 | N.Davis |
| RT 78 | J.Conklin |
| WR 11 | A.Brown |
| WR 19 | T.Sharpe |
| QB 17 | R.Tannehill |
| RB 22 | D.Henry |

DEFENSE

| | |
|--------|-----------|
| NT 90 | D.Jones |
| DT 99 | J.Casey |
| OLB 44 | K.Correa |
| ILB 54 | R.Evans |
| ILB 55 | J.Brown |
| OLB 58 | H.Landry |
| CB 26 | L.Ryan |
| SS 24 | K.Vaccaro |
| FS 31 | K.Byard |
| CB 25 | A.Jackson |
| CB 35 | T.Brock |

CHIEFS STARTERS

OFFENSE

| | |
|-------|-------------------|
| WR 10 | T.Hill |
| LT 72 | E.Fisher |
| LG 61 | S.Wisniewski |
| C 62 | A.Reiter |
| RG 76 | L.Duvernay-Tardif |
| RT 71 | M.Schwartz |
| TE 87 | T.Kelce |
| WR 14 | S.Watkins |
| QB 15 | P.Mahomes |
| RB 26 | Dam.Williams |
| WR 11 | D.Robinson |

DEFENSE

| | |
|--------|--------------|
| LDE 55 | F.Clark |
| LDT 64 | M.Pennel |
| RDT 91 | D.Nnadi |
| RDE 92 | T.Kpassagnon |
| LB 53 | A.Hitchens |
| LB 54 | D.Wilson |
| RCB 35 | C.Ward |
| LCB 21 | B.Breeland |
| CB 29 | K.Fuller |
| FS 49 | D.Sorensen |
| SS 32 | T.Mathieu |

TITANS INDIVIDUAL STATISTICS

| Rushing | Att | Yds | Avg | Lg | TD |
|--------------|-----------|-----------|------------|-----------|----------|
| D.Henry | 19 | 69 | 3.6 | 13 | 1 |
| R.Tannehill | 3 | 11 | 3.7 | 6 | 0 |
| M.Mariota | 1 | 5 | 5.0 | 5 | 0 |
| Total | 23 | 85 | 3.7 | 13 | 1 |

| Passing | Att | Cmp | Yds | TD | Lg | IN | Rt |
|--------------|-----------|-----------|------------|----------|-----------|----------|--------------|
| R.Tannehill | 31 | 21 | 209 | 2 | 37 | 0 | 108.1 |
| B.Kern | 1 | 1 | 28 | 0 | 28 | 0 | 118.8 |
| Total | 32 | 22 | 237 | 2 | 37 | 0 | 111.1 |

| Receiving | No | Yds | Avg | Lg | TD |
|--------------|-----------|------------|-------------|-----------|----------|
| C.Davis | 5 | 65 | 13.0 | 22 | 0 |
| A.Humphries | 4 | 25 | 6.3 | 9 | 0 |
| A.Brown | 3 | 51 | 17.0 | 37 | 0 |
| J.Smith | 3 | 38 | 12.7 | 22 | 0 |
| D.Henry | 2 | -8 | -4.0 | -2 | 0 |
| A.Hooker | 1 | 28 | 28.0 | 28 | 0 |
| A.Firkser | 1 | 22 | 22.0 | 22 | 1 |
| M.Pruitt | 1 | 9 | 9.0 | 9 | 0 |
| D.Lewis | 1 | 6 | 6.0 | 6 | 0 |
| D.Kelly | 1 | 1 | 1.0 | 1 | 1 |
| Total | 22 | 237 | 10.8 | 37 | 2 |

| Interceptions | No | Yds | Avg | Lg | TD |
|---------------|----|-----|-----|----|----|
| None | | | | | |

Leading Tacklers (Coaching Totals)

K. Correa 10-6-4; L. Ryan 6-6-0; J. Brown 5-5-0

Sacks: K. Correa 1; D. Jones 0.5; J. Casey 0.5

FF: None FR: None

CHIEFS INDIVIDUAL STATISTICS

| Rushing | Att | Yds | Avg | Lg | TD |
|--------------|-----------|------------|------------|-----------|----------|
| P.Mahomes | 8 | 53 | 6.6 | 27 | 1 |
| Dam.Williams | 17 | 45 | 2.6 | 8 | 1 |
| T.Hill | 1 | 7 | 7.0 | 7 | 0 |
| D.Thompson | 1 | 7 | 7.0 | 7 | 0 |
| Total | 27 | 112 | 4.1 | 27 | 2 |

| Passing | Att | Cmp | Yds | TD | Lg | IN | Rt |
|--------------|-----------|-----------|------------|----------|-----------|----------|--------------|
| P.Mahomes | 35 | 23 | 294 | 3 | 60 | 0 | 120.4 |
| Total | 35 | 23 | 294 | 3 | 60 | 0 | 120.4 |

| Receiving | No | Yds | Avg | Lg | TD |
|--------------|-----------|------------|-------------|-----------|----------|
| S.Watkins | 7 | 114 | 16.3 | 60 | 1 |
| T.Hill | 5 | 67 | 13.4 | 26 | 2 |
| Dam.Williams | 5 | 44 | 8.8 | 17 | 0 |
| T.Kelce | 3 | 30 | 10.0 | 18 | 0 |
| D.Robinson | 2 | 31 | 15.5 | 24 | 0 |
| M.Hardman | 1 | 8 | 8.0 | 8 | 0 |
| Total | 23 | 294 | 12.8 | 60 | 3 |

| Interceptions | No | Yds | Avg | Lg | TD |
|---------------|----|-----|-----|----|----|
| None | | | | | |

Leading Tacklers (Press Box Totals)

T. Mathieu 9-6-3; D. Sorensen 8-6-2; D. Wilson 7-6-1

Sacks: T. Kpassagnon 2; F. Clark 1

FF: None FR: None



TENNESSEE
TITANS

MISCELLANEOUS STATISTICS

TENNESSEE TITANS RECORD WHEN ...

| | 2019 | | 2018 | | 2017 | | 2016 | | 2015 | | 2014 | | 2013 | | 2012 | | 2011 | | 2010 | | 10-YR. TOTAL | | |
|---------------------------|------|---|------|---|------|---|------|---|------|----|------|----|------|---|------|----|------|---|------|----|--------------|----|-------|
| | W | L | W | L | W | L | W | L | W | L | W | L | W | L | W | L | W | L | W | L | W | L | Pct. |
| Overall Record | 9 | 7 | 9 | 7 | 9 | 7 | 9 | 7 | 3 | 13 | 2 | 14 | 7 | 9 | 6 | 10 | 9 | 7 | 6 | 10 | 69 | 91 | 0.431 |
| Home | 4 | 4 | 6 | 2 | 6 | 2 | 5 | 3 | 1 | 7 | 1 | 7 | 3 | 5 | 4 | 4 | 5 | 3 | 3 | 5 | 38 | 42 | 0.475 |
| Away | 5 | 3 | 3 | 5 | 3 | 5 | 4 | 4 | 2 | 6 | 1 | 7 | 4 | 4 | 2 | 6 | 4 | 4 | 3 | 5 | 31 | 49 | 0.388 |
| By Month | | | | | | | | | | | | | | | | | | | | | | | |
| September | 2 | 2 | 3 | 1 | 2 | 1 | 1 | 2 | 1 | 2 | 1 | 3 | 3 | 1 | 1 | 3 | 2 | 1 | 2 | 1 | 18 | 17 | 0.514 |
| October | 2 | 2 | 0 | 3 | 2 | 2 | 3 | 2 | 0 | 3 | 1 | 3 | 0 | 3 | 2 | 2 | 2 | 2 | 3 | 2 | 15 | 24 | 0.385 |
| November | 2 | 1 | 2 | 2 | 3 | 1 | 2 | 2 | 1 | 4 | 0 | 4 | 2 | 2 | 1 | 2 | 2 | 2 | 0 | 3 | 15 | 23 | 0.395 |
| December | 3 | 2 | 4 | 1 | 2 | 3 | 2 | 1 | 1 | 3 | 0 | 4 | 2 | 3 | 2 | 3 | 2 | 2 | 1 | 3 | 19 | 25 | 0.432 |
| January | 0 | 0 | 0 | 0 | 0 | 0 | 1 | 0 | 0 | 1 | 0 | 0 | 0 | 0 | 0 | 0 | 1 | 0 | 0 | 1 | 2 | 2 | 0.500 |
| vs. AFC | 7 | 5 | 5 | 7 | 8 | 4 | 6 | 6 | 1 | 11 | 2 | 10 | 6 | 6 | 5 | 7 | 7 | 5 | 3 | 9 | 50 | 70 | 0.417 |
| South | 3 | 3 | 3 | 3 | 5 | 1 | 2 | 4 | 1 | 5 | 1 | 5 | 2 | 4 | 1 | 5 | 3 | 3 | 2 | 4 | 23 | 37 | 0.383 |
| East | 0 | 1 | 2 | 2 | 0 | 1 | 1 | 0 | 0 | 4 | 0 | 1 | 1 | 0 | 3 | 1 | 1 | 0 | 0 | 1 | 8 | 11 | 0.421 |
| West | 3 | 1 | 0 | 1 | 0 | 1 | 2 | 2 | 0 | 1 | 1 | 0 | 2 | 2 | 0 | 1 | 1 | 0 | 1 | 3 | 10 | 12 | 0.455 |
| North | 1 | 0 | 0 | 1 | 3 | 1 | 1 | 0 | 0 | 1 | 0 | 4 | 1 | 0 | 1 | 0 | 2 | 2 | 0 | 1 | 9 | 10 | 0.474 |
| vs. NFC | 2 | 2 | 4 | 0 | 1 | 3 | 3 | 1 | 2 | 2 | 0 | 4 | 1 | 3 | 1 | 3 | 2 | 2 | 3 | 1 | 19 | 21 | 0.475 |
| South | 2 | 2 | 0 | 0 | 0 | 0 | 0 | 0 | 2 | 2 | 0 | 0 | 0 | 0 | 0 | 0 | 2 | 2 | 0 | 0 | 6 | 6 | 0.500 |
| East | 0 | 0 | 4 | 0 | 0 | 0 | 0 | 0 | 0 | 0 | 0 | 4 | 0 | 0 | 0 | 0 | 0 | 0 | 3 | 1 | 7 | 5 | 0.583 |
| North | 0 | 0 | 0 | 0 | 0 | 0 | 3 | 1 | 0 | 0 | 0 | 0 | 0 | 0 | 1 | 3 | 0 | 0 | 0 | 0 | 4 | 4 | 0.500 |
| West | 0 | 0 | 0 | 0 | 1 | 3 | 0 | 0 | 0 | 0 | 0 | 0 | 1 | 3 | 0 | 0 | 0 | 0 | 0 | 0 | 2 | 6 | 0.250 |
| Playing Conditions | | | | | | | | | | | | | | | | | | | | | | | |
| On grass | 6 | 7 | 7 | 4 | 8 | 6 | 8 | 5 | 2 | 9 | 2 | 11 | 6 | 7 | 5 | 8 | 8 | 5 | 4 | 9 | 56 | 71 | 0.441 |
| On synthetic grass | 3 | 0 | 2 | 3 | 1 | 1 | 1 | 2 | 1 | 4 | 0 | 3 | 1 | 2 | 1 | 2 | 1 | 2 | 2 | 1 | 13 | 20 | 0.394 |
| Outdoors | 7 | 7 | 9 | 5 | 9 | 6 | 8 | 5 | 2 | 11 | 2 | 14 | 6 | 7 | 6 | 7 | 8 | 5 | 5 | 9 | 62 | 76 | 0.449 |
| Indoors | 2 | 0 | 0 | 2 | 0 | 1 | 1 | 2 | 1 | 2 | 0 | 0 | 1 | 2 | 0 | 3 | 1 | 2 | 1 | 1 | 7 | 15 | 0.318 |
| Day | 9 | 6 | 7 | 5 | 8 | 6 | 8 | 7 | 3 | 12 | 2 | 12 | 7 | 8 | 4 | 10 | 9 | 7 | 5 | 9 | 62 | 82 | 0.431 |
| Night | 0 | 1 | 2 | 2 | 1 | 1 | 1 | 0 | 0 | 1 | 0 | 2 | 0 | 1 | 2 | 0 | 0 | 0 | 1 | 1 | 7 | 9 | 0.438 |
| Temp. 85 or higher | 0 | 1 | 1 | 1 | 1 | 1 | 1 | 1 | 0 | 0 | 0 | 0 | 0 | 0 | 0 | 1 | 0 | 1 | 0 | 1 | 3 | 7 | 0.300 |
| Temp. 32 or lower | 0 | 0 | 0 | 0 | 1 | 0 | 1 | 0 | 0 | 0 | 0 | 1 | 0 | 1 | 0 | 1 | 0 | 0 | 0 | 1 | 2 | 4 | 0.333 |
| In white jerseys | 4 | 5 | 5 | 4 | 2 | 4 | 3 | 6 | 1 | 6 | 2 | 13 | 5 | 3 | 2 | 6 | 5 | 3 | 3 | 5 | 32 | 55 | 0.368 |
| In navy jerseys | 3 | 1 | 3 | 2 | 6 | 1 | 4 | 1 | 2 | 6 | 0 | 1 | 0 | 2 | - | - | - | - | - | - | 18 | 14 | 0.563 |
| In light blue jerseys | 2 | 1 | 1 | 1 | 1 | 2 | 2 | 0 | 0 | 1 | 0 | 0 | 2 | 4 | 4 | 4 | 4 | 4 | 3 | 5 | 19 | 22 | 0.463 |
| Following a win | 4 | 4 | 6 | 3 | 5 | 3 | 3 | 5 | 0 | 3 | 0 | 2 | 2 | 4 | 1 | 4 | 4 | 4 | 2 | 4 | 27 | 36 | 0.429 |
| Following a loss | 4 | 3 | 3 | 3 | 4 | 3 | 6 | 1 | 2 | 10 | 1 | 12 | 4 | 5 | 5 | 5 | 5 | 2 | 3 | 6 | 37 | 50 | 0.425 |
| Win coin toss | 6 | 3 | 4 | 0 | 4 | 4 | 6 | 5 | 2 | 5 | 2 | 10 | 4 | 3 | 3 | 7 | 6 | 5 | 4 | 5 | 41 | 47 | 0.466 |
| Lose coin toss | 3 | 4 | 5 | 7 | 5 | 3 | 3 | 2 | 1 | 8 | 0 | 4 | 3 | 6 | 3 | 3 | 3 | 2 | 2 | 5 | 28 | 44 | 0.389 |
| Titans score on 1st drive | 3 | 0 | 5 | 3 | 5 | 1 | 3 | 2 | 1 | 3 | 0 | 2 | 4 | 4 | 3 | 5 | 3 | 1 | 4 | 1 | 31 | 22 | 0.585 |
| Opp. scores on 1st drive | 6 | 2 | 3 | 4 | 3 | 4 | 2 | 6 | 1 | 6 | 1 | 6 | 3 | 4 | 5 | 4 | 1 | 4 | 0 | 4 | 25 | 44 | 0.362 |
| Titans score first | 3 | 1 | 6 | 3 | 7 | 1 | 6 | 3 | 2 | 5 | 0 | 5 | 3 | 4 | 4 | 4 | 5 | 2 | 4 | 2 | 40 | 30 | 0.571 |
| Opponent scores first | 6 | 6 | 3 | 4 | 2 | 6 | 3 | 4 | 1 | 8 | 2 | 9 | 4 | 5 | 2 | 6 | 4 | 5 | 2 | 8 | 29 | 61 | 0.322 |
| Lead after 1 quarter | 2 | 1 | 7 | 2 | 5 | 0 | 6 | 1 | 2 | 2 | 0 | 5 | 2 | 4 | 2 | 0 | 6 | 1 | 5 | 1 | 37 | 17 | 0.685 |
| Tied after 1 quarter | 5 | 3 | 0 | 0 | 3 | 2 | 1 | 0 | 0 | 3 | 1 | 1 | 1 | 1 | 2 | 2 | 1 | 0 | 1 | 4 | 15 | 16 | 0.484 |
| Trail after 1 quarter | 2 | 3 | 2 | 5 | 1 | 5 | 2 | 6 | 1 | 8 | 1 | 8 | 4 | 4 | 2 | 8 | 2 | 6 | 0 | 5 | 17 | 58 | 0.227 |
| Lead at half | 5 | 1 | 4 | 0 | 6 | 1 | 7 | 1 | 2 | 2 | 2 | 5 | 2 | 4 | 6 | 2 | 7 | 2 | 4 | 1 | 45 | 19 | 0.703 |
| Tied at half | 3 | 0 | 2 | 0 | 1 | 1 | 0 | 0 | 0 | 1 | 0 | 1 | 2 | 1 | 0 | 0 | 2 | 0 | 1 | 3 | 11 | 7 | 0.611 |
| Trail at half | 1 | 6 | 3 | 7 | 2 | 5 | 2 | 6 | 1 | 10 | 0 | 8 | 3 | 4 | 0 | 8 | 0 | 5 | 1 | 6 | 13 | 65 | 0.167 |

| | 2019 | | 2018 | | 2017 | | 2016 | | 2015 | | 2014 | | 2013 | | 2012 | | 2011 | | 2010 | | 10-YR. TOTAL | | |
|--------------------------|------|---|------|---|------|---|------|---|------|----|------|----|------|---|------|----|------|---|------|----|--------------|----|-------|
| | W | L | W | L | W | L | W | L | W | L | W | L | W | L | W | L | W | L | W | L | W | L | Pct. |
| Lead after 3 quarters | 5 | 1 | 6 | 0 | 6 | 1 | 7 | 0 | 2 | 3 | 2 | 3 | 4 | 0 | 5 | 1 | 7 | 2 | 5 | 1 | 49 | 12 | 0.803 |
| Tied after 3 quarters | 2 | 1 | 0 | 0 | 1 | 2 | 0 | 0 | 0 | 0 | 0 | 0 | 1 | 1 | 0 | 0 | 0 | 0 | 0 | 2 | 4 | 6 | 0.400 |
| Trail after 3 quarters | 2 | 5 | 3 | 7 | 2 | 4 | 2 | 7 | 1 | 10 | 0 | 11 | 2 | 8 | 1 | 9 | 2 | 5 | 1 | 7 | 16 | 73 | 0.180 |
| Outcome 7 points or less | 3 | 3 | 4 | 3 | 6 | 4 | 6 | 3 | 2 | 6 | 1 | 4 | 6 | 5 | 4 | 3 | 5 | 4 | 1 | 4 | 38 | 39 | 0.494 |
| Outcome 3 points or less | 2 | 2 | 3 | 2 | 2 | 1 | 4 | 0 | 1 | 4 | 1 | 3 | 1 | 3 | 3 | 0 | 2 | 1 | 0 | 3 | 19 | 19 | 0.500 |
| In Overtime | 0 | 0 | 1 | 0 | 1 | 0 | 0 | 0 | 1 | 0 | 0 | 0 | 0 | 2 | 1 | 1 | 0 | 0 | 0 | 1 | 4 | 4 | 0.500 |
| Score 20 or more points | 9 | 3 | 7 | 1 | 7 | 2 | 6 | 3 | 3 | 3 | 1 | 4 | 5 | 5 | 5 | 2 | 8 | 0 | 6 | 4 | 57 | 27 | 0.679 |
| Allow 20 or fewer points | 6 | 4 | 7 | 2 | 7 | 2 | 5 | 1 | 1 | 4 | 2 | 2 | 6 | 1 | 3 | 1 | 8 | 1 | 5 | 4 | 50 | 22 | 0.694 |
| Outgain opponent | 4 | 4 | 6 | 1 | 5 | 1 | 5 | 3 | 3 | 4 | 1 | 3 | 5 | 4 | 3 | 4 | 5 | 2 | 4 | 1 | 41 | 27 | 0.603 |
| Even yardage | 0 | 0 | 0 | 0 | 0 | 0 | 0 | 0 | 0 | 0 | 0 | 0 | 1 | 0 | 0 | 0 | 0 | 0 | 0 | 0 | 1 | 0 | 0.000 |
| Out-rush opponent | 8 | 3 | 5 | 1 | 8 | 1 | 8 | 4 | 3 | 4 | 1 | 2 | 6 | 2 | 4 | 2 | 5 | 0 | 5 | 4 | 53 | 23 | 0.697 |
| Out-pass opponent | 2 | 3 | 3 | 2 | 2 | 3 | 2 | 3 | 2 | 5 | 1 | 6 | 3 | 5 | 1 | 4 | 5 | 3 | 1 | 4 | 22 | 38 | 0.367 |
| + Turnover Margin | 5 | 3 | 4 | 1 | 4 | 0 | 5 | 2 | 2 | 1 | 2 | 1 | 5 | 1 | 4 | 1 | 5 | 0 | 5 | 1 | 41 | 11 | 0.788 |
| Even turnover margin | 3 | 0 | 5 | 0 | 4 | 3 | 2 | 1 | 0 | 5 | 0 | 3 | 2 | 1 | 1 | 3 | 3 | 4 | 1 | 2 | 21 | 22 | 0.488 |
| - Turnover margin | 1 | 4 | 0 | 6 | 1 | 4 | 2 | 4 | 1 | 7 | 0 | 10 | 0 | 7 | 1 | 6 | 1 | 3 | 0 | 7 | 7 | 58 | 0.108 |
| Titans 300+ yards | 7 | 4 | 6 | 3 | 5 | 4 | 7 | 6 | 3 | 3 | 1 | 9 | 6 | 5 | 3 | 6 | 9 | 4 | 5 | 4 | 52 | 48 | 0.520 |
| Titans –300 yards | 2 | 3 | 3 | 4 | 4 | 3 | 2 | 1 | 0 | 10 | 1 | 5 | 1 | 4 | 3 | 4 | 0 | 3 | 1 | 6 | 17 | 43 | 0.283 |
| Titans 30+ rushes | 5 | 0 | 6 | 1 | 6 | 0 | 5 | 1 | 2 | 1 | 1 | 1 | 5 | 2 | 3 | 0 | 4 | 0 | 4 | 0 | 41 | 6 | 0.872 |
| Titans –30 rushes | 4 | 7 | 3 | 6 | 3 | 7 | 4 | 6 | 1 | 12 | 1 | 13 | 2 | 7 | 3 | 10 | 5 | 7 | 2 | 10 | 28 | 85 | 0.248 |
| Time of poss. 30:00 + | 1 | 2 | 6 | 2 | 6 | 1 | 7 | 4 | 3 | 6 | 1 | 4 | 6 | 4 | 2 | 2 | 6 | 1 | 2 | 1 | 40 | 27 | 0.597 |
| Time of poss. – 30:00 | 8 | 5 | 3 | 5 | 3 | 6 | 2 | 3 | 0 | 7 | 1 | 10 | 1 | 5 | 4 | 8 | 3 | 6 | 4 | 9 | 29 | 64 | 0.312 |
| Have 100-yard rusher | 6 | 0 | 2 | 0 | 3 | 0 | 3 | 2 | 1 | 0 | 0 | 0 | 2 | 0 | 3 | 2 | 4 | 0 | 5 | 3 | 29 | 7 | 0.806 |
| (D. Henry) | 6 | 0 | 2 | 0 | 2 | 0 | 0 | 0 | - | - | - | - | - | - | - | - | - | - | - | - | 10 | 0 | 1.000 |
| (C. Johnson) | - | - | - | - | - | - | - | - | - | - | - | - | 2 | 0 | 3 | 2 | 4 | 0 | 5 | 3 | 14 | 5 | 0.737 |
| (M. Mariota) | 0 | 0 | 0 | 0 | 0 | 0 | 0 | 0 | 1 | 0 | - | - | - | - | - | - | - | - | - | - | 1 | 0 | 1.000 |
| (D. Murray) | - | - | - | - | 1 | 0 | 3 | 2 | - | - | - | - | - | - | - | - | - | - | - | - | 4 | 2 | 0.667 |
| Have 100-yard receiver | 4 | 1 | 3 | 1 | 0 | 1 | 4 | 1 | 2 | 2 | 0 | 4 | 4 | 2 | 1 | 1 | 3 | 4 | 2 | 2 | 23 | 19 | 0.548 |
| (K. Britt) | - | - | - | - | - | - | - | - | - | - | - | - | 0 | 0 | 0 | 1 | 1 | 1 | 2 | 0 | 3 | 2 | 0.600 |
| (A. Brown) | 4 | 1 | - | - | - | - | - | - | - | - | - | - | - | - | - | - | - | - | - | - | 4 | 1 | 0.800 |
| (J. Cook) | - | - | - | - | - | - | - | - | - | - | - | - | - | - | 0 | 0 | 1 | 1 | 0 | 0 | 1 | 1 | 0.500 |
| (C. Davis) | 0 | 0 | 2 | 0 | 0 | 0 | - | - | - | - | - | - | - | - | - | - | - | - | - | - | 2 | 0 | 1.000 |
| (D. Green-Beckham) | - | - | - | - | - | - | - | - | 1 | 1 | - | - | - | - | - | - | - | - | - | - | 1 | 1 | 0.500 |
| (J. Hunter) | - | - | - | - | - | - | - | - | 0 | 0 | 0 | 0 | 1 | 1 | - | - | - | - | - | - | 1 | 1 | 0.500 |
| (R. Matthews) | - | - | 0 | 0 | 0 | 1 | 2 | 1 | - | - | - | - | - | - | - | - | - | - | - | - | 2 | 2 | 0.500 |
| (T. Sharpe) | 0 | 0 | 0 | 1 | 0 | 0 | 0 | 0 | - | - | - | - | - | - | - | - | - | - | - | - | 0 | 1 | 0.000 |
| (T. Taylor) | - | - | 1 | 0 | 0 | 0 | - | - | - | - | - | - | - | - | - | - | - | - | - | - | 1 | 0 | 1.000 |
| (D. Walker) | 0 | 0 | 0 | 0 | 0 | 0 | 1 | 0 | 0 | 1 | 0 | 2 | 0 | 0 | - | - | - | - | - | - | 1 | 3 | 0.250 |
| (N. Washington) | - | - | - | - | - | - | - | - | - | - | 0 | 1 | 3 | 0 | 1 | 0 | 0 | 2 | 0 | 2 | 4 | 5 | 0.444 |
| (D. Williams) | - | - | - | - | - | - | - | - | - | - | - | - | 0 | 0 | 0 | 0 | 1 | 0 | 0 | 0 | 1 | 0 | 1.000 |
| (K. Wright) | - | - | - | - | - | - | 1 | 0 | 1 | 0 | 0 | 1 | 1 | 1 | 0 | 0 | - | - | - | - | 3 | 2 | 0.600 |
| Have 300-yard passer | 2 | 2 | 1 | 1 | 1 | 1 | 0 | 1 | 1 | 1 | 0 | 1 | 1 | 2 | 1 | 1 | 3 | 0 | 0 | 1 | 10 | 11 | 0.476 |
| (K. Collins) | - | - | - | - | - | - | - | - | - | - | - | - | - | - | - | - | - | - | 0 | 1 | 0 | 1 | 0.000 |
| (R. Fitzpatrick) | - | - | - | - | - | - | - | - | - | - | - | - | 1 | 1 | - | - | - | - | - | - | 1 | 1 | 0.500 |
| (M. Hasselbeck) | - | - | - | - | - | - | - | - | - | - | - | - | 0 | 0 | 0 | 0 | 3 | 0 | - | - | 3 | 0 | 1.000 |
| (J. Locker) | - | - | - | - | - | - | - | - | - | - | 0 | 0 | 0 | 1 | 1 | 1 | 0 | 0 | - | - | 1 | 2 | 0.333 |
| (M. Mariota) | 0 | 1 | 1 | 1 | 1 | 1 | 0 | 1 | 1 | 1 | - | - | - | - | - | - | - | - | - | - | 3 | 5 | 0.375 |
| (R. Tannehill) | 2 | 1 | - | - | - | - | - | - | - | - | - | - | - | - | - | - | - | - | - | - | 2 | 1 | 0.667 |
| (Z. Mettenberger) | - | - | - | - | - | - | - | - | 0 | 0 | 0 | 1 | - | - | - | - | - | - | - | - | 0 | 1 | 0.000 |
| Oppon. 100-yard rusher | 0 | 2 | 1 | 2 | 0 | 1 | 0 | 1 | 0 | 3 | 0 | 7 | 1 | 1 | 1 | 2 | 2 | 4 | 1 | 2 | 6 | 25 | 0.194 |
| Oppon. 100-yard receiver | 5 | 3 | 3 | 3 | 2 | 4 | 5 | 4 | 2 | 5 | 1 | 6 | 0 | 3 | 3 | 5 | 0 | 3 | 2 | 6 | 23 | 42 | 0.354 |
| Oppon. 300-yard passer | 5 | 0 | 2 | 1 | 2 | 2 | 5 | 2 | 2 | 1 | 1 | 3 | 0 | 1 | 1 | 1 | 1 | 2 | 3 | 5 | 22 | 18 | 0.550 |

2019 TENNESSEE TITANS SUPERLATIVES

TITANS

| | | |
|------------------------------|-----|---|
| LONGEST RUN FROM SCRIMMAGE: | 74t | by Derrick Henry vs. Jacksonville, 11/24 |
| LONGEST PASS COMPLETION: | 91t | by Ryan Tannehill to A.J. Brown at Oakland, 12/8 |
| LONGEST PUNT RETURN: | 21 | by Adam Humphries vs. Jacksonville, 11/24 |
| LONGEST KICKOFF RETURN: | 45 | by Kalif Raymond vs. Tampa Bay, 10/27 |
| LONGEST INTERCEPTION RETURN: | 38t | by Malcolm Butler at Cleveland, 9/8 |
| LONGEST PUNT: | 70 | by Brett Kern at Cleveland, 9/8 |
| LONGEST FIELD GOAL: | 53 | by Cairo Santos at Cleveland, 9/8 |
| MOST RUSHING ATTEMPTS: | 32 | by Derrick Henry at Houston, 12/29 |
| MOST YARDS RUSHING: | 211 | by Derrick Henry at Houston, 12/29 |
| MOST PASSES ATTEMPTED: | 40 | by Marcus Mariota at Jacksonville, 9/19 |
| MOST YARDS PASSING: | 391 | by Ryan Tannehill at Oakland, 12/8 |
| MOST PASSES CAUGHT: | 8 | by A.J. Brown vs. Houston, 12/15 |
| MOST YARDS ON RECEPTIONS: | 153 | by A.J. Brown at Oakland, 12/8 |
| MOST TOUCHDOWN PASSES: | 3 | Five times, last by Ryan Tannehill vs. New Orleans, 12/22 |
| MOST INTERCEPTIONS THROWN: | 2 | Twice, last by Ryan Tannehill at Carolina, 11/3 |
| MOST RUSHING TOUCHDOWNS: | 3 | by Derrick Henry at Houston, 12/29 |
| MOST TOUCHDOWN RECEPTIONS: | 2 | Four times, last by Tajaé Sharpe vs. New Orleans, 12/22 |

OPPONENTS

| | | |
|------------------------------|-----|---|
| LONGEST RUN FROM SCRIMMAGE: | 69 | by Leonard Fournette at Jacksonville, 9/19 |
| LONGEST PASS COMPLETION: | 63t | by Patrick Mahomes to Mecole Hardman vs. Kansas City, 11/10 |
| LONGEST PUNT RETURN: | 42 | by Diontae Spencer at Denver, 10/13 |
| LONGEST KICKOFF RETURN: | 47 | by Deonte Harris vs. New Orleans, 12/22 |
| LONGEST INTERCEPTION RETURN: | 86 | by Whitney Mercilus vs. Houston, 12/15 |
| LONGEST PUNT: | 64 | by Corey Bojorquez vs. Buffalo, 10/6 |
| LONGEST FIELD GOAL: | 53 | by Brandon McManus at Denver, 10/13 |
| MOST RUSHING ATTEMPTS: | 26 | by Carlos Hyde vs. Houston, 12/15 |
| MOST YARDS RUSHING: | 146 | by Christian McCaffrey at Carolina, 11/3 |
| MOST PASSES ATTEMPTED: | 53 | by Matt Ryan at Atlanta, 9/29 |
| MOST YARDS PASSING: | 446 | by Patrick Mahomes vs. Kansas City, 11/10 |
| MOST PASSES CAUGHT: | 12 | by Michael Thomas vs. New Orleans, 12/22 |
| MOST YARDS ON RECEPTIONS: | 198 | by Mike Evans vs. Tampa Bay, 10/27 |
| MOST TOUCHDOWN PASSES: | 3 | Three times, last by Drew Brees vs. New Orleans, 12/22 |
| MOST INTERCEPTIONS THROWN: | 3 | by Baker Mayfield at Cleveland, 9/8 |
| MOST RUSHING TOUCHDOWNS: | 2 | Three times, last by Alvin Kamara vs. New Orleans, 12/22 |
| MOST TOUCHDOWN RECEPTIONS: | 2 | Three times, last by Jared Cook vs. New Orleans, 12/22 |

TITANS HIGHS AND LOWS

| | <u>HIGH</u> | | <u>LOW</u> | |
|----------------------|-------------|-----------------------------------|------------|-------------------------------------|
| POINTS: | 43 | at Cleveland, 9/8 | 0 | at Denver, 10/13 |
| FIRST DOWNS: | 26 | at Oakland, 12/8 | 12 | at Denver, 10/13 |
| NET RUSHING YARDS: | 245 | at Houston, 12/29 | 39 | at Denver, 10/13 |
| NET PASSING YARDS: | 391 | at Oakland, 12/8 | 119 | vs. Indianapolis, 9/15 |
| TOTAL OFFENSE: | 552 | at Oakland, 12/8 | 204 | at Denver, 10/13 |
| TOTAL PLAYS: | 75 | at Jacksonville, 9/19 | 49 | vs. Kansas City, 11/10 |
| RUSHING ATTEMPTS: | 39 | at Houston, 12/29 | 21 | Three times, last at Carolina, 11/3 |
| PASSING ATTEMPTS: | 40 | at Jacksonville, 9/19 | 18 | vs. Jacksonville, 11/24 |
| PASSES COMPLETED: | 27 | at Carolina, 11/3 | 13 | Twice, last vs. Kansas City, 11/10 |
| PASSES HAD INT.: | 3 | at Denver, 10/13 | 0 | 11 times, last at Houston, 12/29 |
| FUMBLES LOST: | 2 | Twice, last at Indianapolis, 12/1 | 0 | Nine times, last at Houston, 12/29 |
| NUMBER OF PENALTIES: | 11 | at Carolina, 11/3 | 3 | at Indianapolis, 12/1 |
| YARDS PENALIZED: | 101 | at Jacksonville, 9/19 | 21 | at Oakland, 12/8 |
| TIME OF POSSESSION: | 35:16 | at Jacksonville, 9/19 | 22:08 | vs. Kansas City, 11/10 |

OPPONENTS HIGHS AND LOWS

| | <u>HIGH</u> | | <u>LOW</u> |
|----------------------|-------------|-----------------------------|---------------------------------------|
| POINTS: | 38 | vs. New Orleans, 12/22 | 10 at Atlanta, 9/29 |
| FIRST DOWNS: | 28 | vs. Kansas City, 11/10 | 11 at Denver, 10/13 |
| NET RUSHING YARDS: | 167 | vs. Indianapolis, 9/15 | 39 vs. L.A. Chargers, 10/20 |
| NET PASSING YARDS: | 433 | vs. Kansas City, 11/10 | 121 vs. Indianapolis, 9/15 |
| TOTAL OFFENSE: | 530 | vs. Kansas City, 11/10 | 270 at Denver, 10/13 |
| TOTAL PLAYS: | 78 | Twice, last vs. Jax., 11/24 | 50 at Jacksonville, 9/19 |
| RUSHING ATTEMPTS: | 35 | vs. Houston, 12/15 | 17 at Atlanta, 9/29 |
| PASSING ATTEMPTS: | 53 | at Atlanta, 9/29 | 27 vs. Houston, 12/15 |
| PASSES COMPLETED: | 36 | vs. Kansas City, 11/10 | 17 Twice, last at Carolina, 11/3 |
| PASSES HAD INT.: | 3 | at Cleveland, 9/8 | 0 Seven times, last vs. N.O., 12/22 |
| FUMBLES LOST: | 2 | vs. Tampa Bay, 10/27 | 0 Eight times, last at Houston, 12/29 |
| NUMBER OF PENALTIES: | 18 | at Cleveland, 9/8 | 3 at Oakland, 12/8 |
| YARDS PENALIZED: | 182 | at Cleveland, 9/8 | 20 at Oakland, 12/8 |
| TIME OF POSSESSION: | 37:52 | vs. Kansas City, 11/10 | 24:44 at Jacksonville, 9/19 |

BIG PLAYS (30 OR MORE YARDS FROM SCRIMMAGE)

TITANS BIG PLAYS

1. 47 -yard pass from Marcus Mariota to A.J. Brown at Cleveland, 9/8
2. 51 -yard pass from Marcus Mariota to A.J. Brown at Cleveland, 9/8
3. 75 -yard touchdown pass from Marcus Mariota to Derrick Henry at Cleveland, 9/8
4. 30 -yard pass from Marcus Mariota to Adam Humphries at Jacksonville, 9/19
5. 47 -yard pass from Marcus Mariota to Tajaé Sharpe at Jacksonville, 9/19
6. 55 -yard touchdown pass from Marcus Mariota to A.J. Brown at Atlanta, 9/29
7. 57 -yard pass from Marcus Mariota to Jonnu Smith vs. Buffalo, 10/6
8. 35 -yard pass from Ryan Tannehill to Jonnu Smith vs. L.A. Chargers, 10/20
9. 38 -yard pass from Ryan Tannehill to Corey Davis vs. L.A. Chargers, 10/20
10. 34 -yard run by Derrick Henry vs. Tampa Bay, 10/27
11. 35 -yard pass from Ryan Tannehill to A.J. Brown at Carolina, 11/3
12. 52 -yard pass from Ryan Tannehill to Kalif Raymond vs. Kansas City, 11/10
13. 68 -yard touchdown run by Derrick Henry vs. Kansas City, 11/10
14. 36 -yard pass from Ryan Tannehill to A.J. Brown vs. Jacksonville, 11/24
15. 74 -yard touchdown run by Derrick Henry vs. Jacksonville, 11/24
16. 65 -yard touchdown pass from Ryan Tannehill to A.J. Brown vs. Jacksonville, 11/24
17. 34 -yard run by Derrick Henry at Indianapolis, 12/1
18. 40 -yard touchdown pass from Ryan Tannehill to Kalif Raymond at Indianapolis, 12/1
19. 91 -yard touchdown pass from Ryan Tannehill to A.J. Brown at Oakland, 12/8
20. 39 -yard pass from Ryan Tannehill to Anthony Firkser at Oakland, 12/8
21. 42 -yard pass from Ryan Tannehill to MyCole Pruitt at Oakland, 12/8
22. 60 -yard pass from Ryan Tannehill to A.J. Brown vs. Houston, 12/15
23. 57 -yard run by Jonnu Smith vs. Houston, 12/15
24. 41 -yard touchdown pass from Ryan Tannehill to Jonnu Smith vs. New Orleans, 12/22
25. 49 -yard touchdown run by A.J. Brown vs. New Orleans, 12/22
26. 36 -yard touchdown pass from Ryan Tannehill to Tajaé Sharpe vs. New Orleans, 12/22
27. 34 -yard pass from Ryan Tannehill to A.J. Brown vs. New Orleans, 12/22
28. 51 -yard touchdown pass from Ryan Tannehill to A.J. Brown at Houston, 12/29
29. 47 -yard pass from Ryan Tannehill to A.J. Brown at Houston, 12/29
30. 53 -yard touchdown run by Derrick Henry at Houston, 12/29

OPPONENTS BIG PLAYS

1. 35 -yard pass from Baker Mayfield to Rashard Higgins at Cleveland, 9/8
2. 34 -yard pass from Baker Mayfield to Jarvis Landry at Cleveland, 9/8
3. 55 -yard run by Jordan Wilkins vs. Indianapolis, 9/15
4. 37 -yard pass from Gardner Minshew II to D.J. Chark Jr. at Jacksonville, 9/19
5. 69 -yard run by Leonard Fournette at Jacksonville, 9/19
6. 46 -yard pass from Josh Allen to Isaiah McKenzie vs. Buffalo, 10/6
7. 41 -yard pass from Joe Flacco to Courtland Sutton at Denver, 10/13
8. 30 -yard run by Phillip Lindsay at Denver, 10/13
9. 41 -yard touchdown pass from Philip Rivers to Austin Ekeler vs. L.A. Chargers, 10/20
10. 46 -yard pass from Jameis Winston to Mike Evans vs. Tampa Bay, 10/27
11. 43 -yard pass from Jameis Winston to Mike Evans vs. Tampa Bay, 10/27
12. 32 -yard pass from Kyle Allen to Curtis Samuel at Carolina, 11/3
13. 32 -yard pass from Kyle Allen to DJ Moore at Carolina, 11/3
14. 58 -yard touchdown run by Christian McCaffrey at Carolina, 11/3
15. 63 -yard touchdown pass from Patrick Mahomes to Mecole Hardman vs. Kansas City, 11/10
16. 39 -yard pass from Patrick Mahomes to Tyreek Hill vs. Kansas City, 11/10
17. 49 -yard touchdown pass from Derek Carr to Rico Gafford at Oakland, 12/8
18. 31 -yard pass from Deshaun Watson to Will Fuller V vs. Houston, 12/15
19. 35 -yard pass from Deshaun Watson to DeAndre Hopkins vs. Houston, 12/15
20. 35 -yard pass from Deshaun Watson to DeAndre Hopkins vs. Houston, 12/15
21. 61 -yard touchdown pass from Drew Brees to Jared Cook vs. New Orleans, 12/22
22. 40 -yard touchdown run by Alvin Kamara vs. New Orleans, 12/22

LONGEST 2019 SCORING DRIVES

| | | | |
|-------------|----------|------|---|
| Most Plays: | Titans | 16 | at Houston, 12/29, 90 yards, 8:04, TD |
| | Opponent | 16 | vs. Tampa Bay, 10/27, 45 yards, 7:33, FG at Houston, 12/29, 75 yards, 8:57, TD |
| Most Yards: | Titans | 94 | at Carolina, 11/3, 8 plays, 3:06, TD |
| | Opponent | 94 | vs. L.A. Chargers, 10/20, 14 plays, 7:37, TD |
| Most Time: | Titans | 9:26 | vs. Houston, 12/15, 15 plays, 76 yards, TD |
| | Opponent | 8:57 | at Houston, 12/29, 16 plays, 75 yards, TD |

TURNOVER ANALYSIS

PLUS-MINUS TURNOVER RATIO

| | Takeaways | Turnovers | Ratio |
|-------------------------|-----------|-----------|-----------|
| 1 st Half | 7 | 10 | -3 |
| 1 st quarter | 5 | 5 | 0 |
| 2 nd quarter | 2 | 5 | -3 |
| 2 nd Half | 16 | 7 | +9 |
| 3 rd quarter | 6 | 3 | +3 |
| 4 th quarter | 10 | 4 | +6 |
| Overtime | 0 | 0 | 0 |
| Totals | 23 | 17 | +6 |

GAME-BY-GAME TURNOVER RATIO

| <u>Date</u> | <u>Opponent</u> | <u>Takeaways</u> | <u>Turnovers</u> | <u>Ratio</u> | <u>Result</u> |
|-------------|-------------------|------------------|------------------|--------------|---------------|
| 9/8 | at Cleveland | 3 | 0 | +3 | W |
| 9/15 | vs. Indianapolis | 2 | 0 | +2 | L |
| 9/19 | at Jacksonville | 0 | 1 | -1 | L |
| 9/29 | at Atlanta | 1 | 0 | +1 | W |
| 10/6 | vs. Buffalo | 1 | 0 | +1 | L |
| 10/13 | at Denver | 1 | 3 | -2 | L |
| 10/20 | vs. L.A. Chargers | 1 | 1 | 0 | W |
| 10/27 | vs. Tampa Bay | 4 | 1 | +3 | W |
| 11/3 | at Carolina | 1 | 3 | -2 | L |
| 11/10 | vs. Kansas City | 1 | 1 | 0 | W |
| 11/24 | vs. Jacksonville | 1 | 2 | -1 | W |
| 12/1 | at Indianapolis | 3 | 2 | +1 | W |
| 12/8 | at Oakland | 1 | 1 | 0 | W |
| 12/15 | vs. Houston | 2 | 1 | +1 | L |
| 12/22 | vs. New Orleans | 0 | 1 | -1 | L |
| 12/29 | at Houston | 1 | 0 | +1 | W |

FUMBLES

| <u>Player</u> | <u>Fumbles</u> | <u>Lost</u> |
|-----------------|----------------|-------------|
| Ryan Tannehill | 6 | 3 |
| Derrick Henry | 5 | 3 |
| Marcus Mariota | 3 | 0 |
| Adoree' Jackson | 1 | 1 |
| Dion Lewis | 1 | 1 |
| Kalif Raymond | 1 | 1 |
| A.J. Brown | 1 | 0 |
| Corey Davis | 1 | 0 |
| Adam Humphries | 1 | 0 |
| Delanie Walker | 1 | 0 |
| TOTALS | 21 | 9 |
| OPPONENTS | 16 | 9 |

INACTIVE PLAYERS

| <u>Date</u> | <u>Opponent</u> | <u>Inactive Players</u> |
|-------------|-------------------|---|
| 9/8 | at Cleveland | N. Davis, Dawkins, Dickerson, Gilbert, Long Jr., Pamphile, T. Smith |
| 9/15 | vs. Indianapolis | N. Davis, Fluellen, Gilbert, Grasu, Pamphile, T. Smith, Urban |
| 9/19 | at Jacksonville | N. Davis, Dickerson, Fluellen, Grasu, Milton, Pamphile, Woodyard |
| 9/29 | at Atlanta | Dickerson, Finch, Firkser, Long Jr., Pamphile, T. Smith, Stinnie |
| 10/6 | vs. Buffalo | Grasu, Pamphile, Quessenberry, T. Smith, Stinnie, Urban, Wake |
| 10/13 | at Denver | Dickerson, Finch, Milton, Pamphile, R. Smith, Stinnie, Wake |
| 10/20 | vs. L.A. Chargers | J. Brown, Finch, Milton, Pamphile, Roberson, R. Smith, Stinnie |
| 10/27 | vs. Tampa Bay | Finch, Jackson, Jennings, Milton, Pamphile, Stinnie, Walker |
| 11/3 | at Carolina | Casey, Gilbert, B. Jones, Milton, Pamphile, Stinnie, Walker |
| 11/10 | vs. Kansas City | J. Brown, Casey, C. Davis, Grasu, Pamphile, T. Smith, Walker |
| 11/24 | vs. Jacksonville | Dickerson, Finch, Grasu, Hollister, Pamphile, T. Smith, Walker |
| 12/1 | at Indianapolis | Dickerson, Gilbert, Grasu, Pamphile, Roberson, Sharpe, Sims |
| 12/8 | at Oakland | Bates, Dickerson, Humphries, Jackson, Pamphile, Roberson, Sims |
| 12/15 | vs. Houston | Bates, Dickerson, Finch, Humphries, Jackson, Mack, Pamphile |
| 12/22 | vs. New Orleans | Bates, Gilbert, Henry, Humphries, Jackson, Mack, Simmons |
| 12/29 | at Houston | Dickerson, Hollister, Humphries, Jackson, Mack, Pamphile, Raymond |

DRIVE ENGINEERING

TITANS

| QB | Game | Drives Started | Drives Ended By . . . | | | | | | | | | Points Yield | Points/ Drive | Drive Eff. |
|------------------|--------------|-------------------|-----------------------|----|-----|-----|-----|-----|-----|----|-----|-----------------|------------------|---------------|
| | | | TD | FG | FGA | PNT | DWN | TRN | SAF | GM | HLF | | | |
| Mariota | 9/8 at CLE | 12 | 4 | 2 | 2 | 6 | 0 | 0 | 0 | 0 | 0 | 34 | 2.8 | 50.0% |
| | 9/15 IND | 11 | 2 | 1 | 2 | 6 | 1 | 0 | 0 | 0 | 0 | 17 | 1.5 | 27.3% |
| | 9/19 at JAX | 11 | 1 | 0 | 0 | 8 | 1 | 0 | 0 | 1 | 0 | 7 | 0.6 | 9.1% |
| | 9/29 at ATL | 11 | 3 | 1 | 1 | 5 | 1 | 0 | 0 | 0 | 1 | 24 | 2.2 | 36.4% |
| | 10/6 BUF | 11 | 1 | 0 | 4 | 6 | 0 | 0 | 0 | 0 | 0 | 7 | 0.6 | 9.1% |
| | 10/13 at DEN | 10 | 0 | 0 | 0 | 7 | 0 | 2 | 0 | 0 | 1 | 0 | 0.0 | 0.0% |
| MARIOTA TOTALS | | 66 | 11 | 4 | 9 | 38 | 3 | 2 | 0 | 1 | 2 | 89 | 1.3 | 22.7% |
| Tannehill | 9/8 at CLE | 1 | 0 | 0 | 0 | 0 | 0 | 0 | 0 | 1 | 0 | 0 | 0.0 | 0.0% |
| | 10/13 at DEN | 4 | 0 | 0 | 0 | 2 | 1 | 1 | 0 | 0 | 0 | 0 | 0.0 | 0.0% |
| | 10/20 LAC | 9 | 3 | 1 | 1 | 2 | 1 | 1 | 0 | 1 | 0 | 23 | 2.6 | 44.4% |
| | 10/27 TB | 14 | 3 | 2 | 2 | 5 | 1 | 1 | 0 | 1 | 1 | 27 | 1.9 | 35.7% |
| | 11/3 at CAR | 12 | 3 | 0 | 3 | 3 | 0 | 3 | 0 | 0 | 0 | 20 | 1.7 | 25.0% |
| | 11/10 KC | 10 | 4 | 0 | 0 | 4 | 1 | 1 | 0 | 0 | 0 | 29 | 2.9 | 40.0% |
| | 11/24 JAX | 13 | 6 | 0 | 0 | 3 | 0 | 2 | 0 | 1 | 1 | 42 | 3.2 | 46.2% |
| | 12/1 at IND | 12 | 3 | 1 | 1 | 5 | 0 | 2 | 0 | 1 | 0 | 24 | 2.0 | 33.3% |
| | 12/8 at OAK | 10 | 5 | 0 | 1 | 2 | 0 | 1 | 0 | 1 | 0 | 35 | 3.5 | 50.0% |
| | 12/15 HOU | 11 | 3 | 0 | 1 | 3 | 1 | 1 | 0 | 1 | 1 | 21 | 1.9 | 27.3% |
| | 12/22 NO | 13 | 4 | 0 | 0 | 7 | 1 | 1 | 0 | 0 | 0 | 28 | 2.2 | 30.8% |
| | 12/29 at HOU | 10 | 5 | 0 | 0 | 4 | 0 | 0 | 0 | 1 | 0 | 35 | 3.5 | 50.0% |
| TANNEHILL TOTALS | | 119 | 39 | 4 | 9 | 40 | 6 | 14 | 0 | 8 | 3 | 284 | 2.4 | 36.1% |
| TEAM TOTALS | | 185 | 50 | 8 | 18 | 78 | 9 | 16 | 0 | 9 | 5 | 373 | 2.0 | 31.4% |

OPPONENTS

| QB | Game | Drives Started | Drives Ended By . . . | | | | | | | | | Points Yield | Points/ Drive | Drive Eff. |
|------------------|-------------|-------------------|-----------------------|----|-----|-----|-----|-----|-----|----|-----|-----------------|------------------|---------------|
| | | | TD | FG | FGA | PNT | DWN | TRN | SAF | GM | HLF | | | |
| Mayfield | 9/8 at CLE | 14 | 2 | 0 | 0 | 5 | 2 | 3 | 1 | 0 | 1 | 13 | 0.9 | 14.3% |
| | Brissett | 9/15 IND | 12 | 3 | 0 | 0 | 5 | 0 | 2 | 0 | 1 | 19 | 1.6 | 25.0% |
| | Minshew | 9/19 at JAX | 12 | 2 | 2 | 2 | 6 | 1 | 0 | 0 | 0 | 20 | 1.7 | 33.3% |
| | Ryan | 9/29 at ATL | 11 | 1 | 1 | 2 | 3 | 3 | 1 | 0 | 1 | 10 | 0.9 | 18.2% |
| Allen | 10/6 BUF | 12 | 2 | 0 | 0 | 6 | 1 | 1 | 0 | 1 | 1 | 14 | 1.2 | 16.7% |
| | Flacco | 10/13 at DEN | 14 | 1 | 3 | 3 | 8 | 0 | 1 | 0 | 1 | 16 | 1.1 | 28.6% |
| | Rivers | 10/20 LAC | 9 | 2 | 2 | 2 | 2 | 1 | 1 | 0 | 0 | 20 | 2.2 | 44.4% |
| | Winston | 10/27 TB | 13 | 2 | 3 | 3 | 3 | 1 | 4 | 0 | 0 | 23 | 1.8 | 38.5% |
| Allen | 11/3 at CAR | 12 | 4 | 1 | 2 | 4 | 0 | 1 | 0 | 1 | 0 | 30 | 2.5 | 41.7% |
| | Mahomes | 11/10 KC | 12 | 3 | 4 | 5 | 1 | 1 | 1 | 0 | 0 | 32 | 2.7 | 58.3% |
| | Foles | 11/24 JAX | 12 | 2 | 2 | 2 | 6 | 1 | 1 | 0 | 0 | 20 | 1.7 | 33.3% |
| | Brissett | 12/1 at IND | 13 | 2 | 1 | 4 | 3 | 0 | 3 | 0 | 0 | 17 | 1.3 | 23.1% |
| Carr | 12/8 at OAK | 10 | 3 | 0 | 0 | 5 | 1 | 1 | 0 | 0 | 0 | 21 | 2.1 | 30.0% |
| | Watson | 12/15 HOU | 10 | 3 | 1 | 1 | 4 | 0 | 2 | 0 | 0 | 24 | 2.4 | 40.0% |
| | Brees | 12/22 NO | 14 | 5 | 1 | 1 | 5 | 1 | 0 | 0 | 1 | 38 | 2.7 | 42.9% |
| | McCarron | 12/29 at HOU | 10 | 2 | 0 | 0 | 5 | 1 | 1 | 0 | 0 | 14 | 1.4 | 20.0% |
| OPPONENTS TOTALS | | 190 | 39 | 21 | 27 | 71 | 14 | 23 | 1 | 6 | 9 | 331 | 1.7 | 31.6% |

THIRD DOWN EFFICIENCY

TITANS

| THIRD DOWN AND ... | | | | | | | | | | | | | | | | | | | | | | | | |
|--------------------|------|------|------|------|------|------|------|------|------|------|------|------|------|------|------|------|------|------|------|------|-------|------|------|------|
| | 1 | | 2 | | 3 | | 4 | | 5 | | 6 | | 7 | | 8 | | 9 | | 10+ | | TOTAL | | | |
| Game | Made | Att. | Made | Att. | Made | Att. | Made | Att. | Made | Att. | Made | Att. | Made | Att. | Made | Att. | Made | Att. | Made | Att. | Made | Att. | PCT. | |
| 9/8 at CLE | 0 | 0 | 0 | 1 | 1 | 1 | 1 | 1 | 0 | 0 | 0 | 0 | 0 | 0 | 0 | 0 | 0 | 1 | 0 | 6 | 2 | 10 | 20.0 | |
| 9/15 IND | 0 | 0 | 1 | 2 | 0 | 0 | 0 | 0 | 0 | 2 | 0 | 0 | 0 | 0 | 1 | 0 | 0 | 0 | 0 | 5 | 1 | 10 | 10.0 | |
| 9/19 at JAX | 2 | 2 | 0 | 0 | 0 | 0 | 0 | 0 | 2 | 2 | 0 | 2 | 0 | 0 | 0 | 0 | 0 | 2 | 4 | 2 | 7 | 8 | 17 | 47.1 |
| 9/29 at ATL | 1 | 1 | 0 | 0 | 1 | 2 | 1 | 1 | 1 | 1 | 0 | 1 | 1 | 1 | 0 | 2 | 0 | 0 | 1 | 4 | 6 | 13 | 46.2 | |
| 10/6 BUF | 2 | 2 | 0 | 0 | 0 | 2 | 0 | 1 | 0 | 1 | 1 | 1 | 0 | 1 | 0 | 1 | 1 | 1 | 0 | 4 | 4 | 14 | 28.6 | |
| 10/13 at DEN | 0 | 0 | 0 | 0 | 0 | 1 | 0 | 2 | 0 | 1 | 0 | 1 | 1 | 2 | 0 | 1 | 0 | 1 | 1 | 5 | 2 | 14 | 14.3 | |
| 10/20 LAC | 1 | 1 | 1 | 1 | 0 | 0 | 1 | 1 | 1 | 3 | 0 | 1 | 0 | 1 | 0 | 0 | 0 | 0 | 2 | 3 | 6 | 11 | 54.5 | |
| 10/27 TB | 0 | 0 | 1 | 1 | 0 | 1 | 1 | 1 | 0 | 0 | 1 | 1 | 0 | 2 | 1 | 2 | 0 | 0 | 1 | 5 | 5 | 13 | 38.5 | |
| 11/3 at CAR | 0 | 1 | 1 | 1 | 0 | 1 | 0 | 0 | 0 | 0 | 0 | 0 | 1 | 1 | 0 | 1 | 0 | 0 | 1 | 5 | 3 | 10 | 30.0 | |
| 11/10 KC | 1 | 1 | 0 | 0 | 0 | 1 | 0 | 1 | 0 | 1 | 0 | 0 | 0 | 0 | 0 | 0 | 0 | 0 | 1 | 4 | 2 | 8 | 25.0 | |
| 11/24 JAX | 2 | 2 | 0 | 0 | 0 | 0 | 1 | 1 | 0 | 1 | 0 | 0 | 0 | 0 | 1 | 2 | 0 | 0 | 0 | 2 | 4 | 8 | 50.0 | |
| 12/1 at IND | 2 | 2 | 1 | 1 | 0 | 0 | 0 | 0 | 0 | 0 | 1 | 3 | 0 | 3 | 1 | 2 | 0 | 0 | 0 | 2 | 5 | 13 | 38.5 | |
| 12/8 at OAK | 3 | 3 | 1 | 1 | 0 | 0 | 3 | 3 | 0 | 0 | 0 | 1 | 0 | 0 | 0 | 1 | 0 | 0 | 1 | 2 | 8 | 11 | 72.7 | |
| 12/15 HOU | 1 | 2 | 0 | 0 | 1 | 1 | 0 | 0 | 1 | 1 | 0 | 2 | 0 | 1 | 0 | 0 | 0 | 1 | 1 | 2 | 4 | 10 | 40.0 | |
| 12/22 NO | 2 | 3 | 1 | 2 | 1 | 1 | 0 | 0 | 0 | 0 | 0 | 0 | 1 | 1 | 0 | 0 | 0 | 0 | 0 | 6 | 5 | 13 | 38.5 | |
| 12/29 at HOU | 0 | 0 | 1 | 2 | 0 | 0 | 0 | 0 | 1 | 1 | 0 | 1 | 0 | 1 | 1 | 1 | 1 | 1 | 1 | 3 | 5 | 10 | 50.0 | |
| TOTALS | 17 | 20 | 8 | 12 | 4 | 11 | 8 | 12 | 6 | 14 | 3 | 14 | 4 | 15 | 4 | 13 | 4 | 9 | 12 | 65 | 70 | 185 | 37.8 | |

| | Made | Att. | Pct. |
|------------------------------|------|------|------|
| Titans third down and 1 - 4: | 37 | 55 | 67.3 |
| Titans third down and 5 - 9: | 21 | 65 | 32.3 |
| Titans third down and 10+ : | 12 | 65 | 18.5 |

OPPONENTS

| THIRD DOWN AND ... | | | | | | | | | | | | | | | | | | | | | | | |
|--------------------|------|------|------|------|------|------|------|------|------|------|------|------|------|------|------|------|------|------|------|------|-------|------|------|
| | 1 | | 2 | | 3 | | 4 | | 5 | | 6 | | 7 | | 8 | | 9 | | 10+ | | TOTAL | | |
| Game | Made | Att. | Made | Att. | Made | Att. | Made | Att. | Made | Att. | Made | Att. | Made | Att. | Made | Att. | Made | Att. | Made | Att. | Made | Att. | PCT. |
| 9/8 at CLE | 0 | 1 | 0 | 0 | 0 | 1 | 0 | 2 | 0 | 0 | 0 | 0 | 0 | 0 | 0 | 0 | 0 | 0 | 1 | 6 | 1 | 10 | 10.0 |
| 9/15 IND | 3 | 3 | 0 | 0 | 0 | 0 | 0 | 0 | 0 | 1 | 0 | 1 | 1 | 2 | 0 | 2 | 0 | 1 | 3 | 4 | 7 | 14 | 50.0 |
| 9/19 at JAX | 0 | 1 | 0 | 0 | 0 | 0 | 0 | 2 | 0 | 0 | 0 | 0 | 0 | 2 | 0 | 0 | 1 | 1 | 1 | 5 | 2 | 11 | 18.2 |
| 9/29 at ATL | 0 | 0 | 0 | 0 | 1 | 1 | 0 | 2 | 1 | 1 | 0 | 1 | 2 | 2 | 0 | 1 | 0 | 1 | 1 | 5 | 5 | 14 | 35.7 |
| 10/6 BUF | 0 | 0 | 1 | 1 | 2 | 2 | 1 | 2 | 0 | 1 | 0 | 1 | 0 | 1 | 0 | 0 | 0 | 2 | 0 | 3 | 4 | 13 | 30.8 |
| 10/13 at DEN | 0 | 2 | 0 | 1 | 0 | 1 | 1 | 2 | 0 | 1 | 1 | 2 | 0 | 1 | 0 | 0 | 0 | 1 | 0 | 3 | 2 | 14 | 14.3 |
| 10/20 LAC | 1 | 1 | 1 | 1 | 1 | 1 | 1 | 1 | 0 | 0 | 0 | 0 | 0 | 0 | 1 | 3 | 0 | 0 | 1 | 4 | 6 | 11 | 54.5 |
| 10/27 TB | 1 | 1 | 0 | 2 | 0 | 0 | 0 | 2 | 1 | 1 | 0 | 0 | 1 | 2 | 1 | 2 | 1 | 1 | 2 | 4 | 7 | 15 | 46.7 |
| 11/3 at CAR | 1 | 1 | 0 | 1 | 0 | 0 | 0 | 1 | 0 | 1 | 0 | 2 | 1 | 2 | 1 | 1 | 0 | 3 | 2 | 2 | 5 | 14 | 35.7 |
| 11/10 KC | 1 | 1 | 1 | 4 | 0 | 0 | 1 | 1 | 0 | 0 | 1 | 1 | 0 | 0 | 0 | 1 | 2 | 3 | 1 | 3 | 7 | 14 | 50.0 |
| 11/24 JAX | 2 | 2 | 0 | 2 | 1 | 1 | 1 | 2 | 1 | 1 | 1 | 1 | 0 | 3 | 0 | 1 | 0 | 0 | 1 | 5 | 7 | 18 | 38.9 |
| 12/1 at IND | 0 | 1 | 0 | 0 | 1 | 1 | 0 | 0 | 2 | 2 | 0 | 0 | 0 | 1 | 0 | 0 | 0 | 1 | 2 | 6 | 5 | 12 | 41.7 |
| 12/8 at OAK | 0 | 0 | 2 | 3 | 0 | 1 | 0 | 1 | 1 | 1 | 0 | 0 | 0 | 0 | 1 | 2 | 0 | 0 | 0 | 2 | 4 | 10 | 40.0 |
| 12/15 HOU | 1 | 1 | 1 | 1 | 0 | 0 | 1 | 1 | 1 | 2 | 0 | 1 | 0 | 0 | 1 | 1 | 0 | 1 | 0 | 2 | 5 | 10 | 50.0 |
| 12/22 NO | 2 | 2 | 0 | 0 | 0 | 0 | 1 | 1 | 0 | 0 | 0 | 0 | 0 | 2 | 0 | 1 | 0 | 0 | 1 | 6 | 4 | 12 | 33.3 |
| 12/29 at HOU | 0 | 1 | 1 | 2 | 0 | 0 | 0 | 1 | 0 | 0 | 0 | 0 | 0 | 2 | 0 | 1 | 0 | 1 | 2 | 4 | 3 | 12 | 25.0 |
| TOTALS | 12 | 18 | 7 | 18 | 6 | 9 | 7 | 21 | 7 | 12 | 3 | 10 | 5 | 20 | 5 | 16 | 4 | 16 | 18 | 64 | 74 | 204 | 36.3 |

| | Made | Att. | Pct. |
|---------------------------------|------|------|------|
| Opponents third down and 1 - 4: | 32 | 66 | 48.5 |
| Opponents third down and 5 - 9: | 24 | 74 | 32.4 |
| Opponents third down and 10+ : | 18 | 64 | 28.1 |

INSIDE THE 20 EFFICIENCY

| Game | Results | Total Succ. / Att. | TD | FG | FGA | Int | Fum | Dwn | Gm | Hlf | Punt | Total Points | Scoring Eff. | TD Eff. |
|---------------|-------------|-----------------------|----|----|-----|-----|-----|-----|----|-----|------|-----------------|-----------------|------------|
| 9/8 at CLE | | | | | | | | | | | | | | |
| Titans: | 3 7 7 7 | 4 / 4 | 3 | 1 | 1 | 0 | 0 | 0 | 0 | 0 | 0 | 24 | 100.0% | 75.0% |
| Opponents: | 7 6 | 2 / 2 | 2 | 0 | 0 | 0 | 0 | 0 | 0 | 0 | 0 | 13 | 100.0% | 100.0% |
| 9/15 IND | | | | | | | | | | | | | | |
| Titans: | 7 7 | 2 / 2 | 2 | 0 | 0 | 0 | 0 | 0 | 0 | 0 | 0 | 14 | 100.0% | 100.0% |
| Opponents: | 7 6 6 | 3 / 3 | 3 | 0 | 0 | 0 | 0 | 0 | 0 | 0 | 0 | 19 | 100.0% | 100.0% |
| 9/19 at JAX | | | | | | | | | | | | | | |
| Titans: | Dwn 7 | 1 / 2 | 1 | 0 | 0 | 0 | 0 | 1 | 0 | 0 | 0 | 7 | 50.0% | 50.0% |
| Opponents: | 7 Dwn | 1 / 2 | 1 | 0 | 0 | 0 | 0 | 1 | 0 | 0 | 0 | 7 | 50.0% | 50.0% |
| 9/29 at ATL | | | | | | | | | | | | | | |
| Titans: | 7 Dwn | 1 / 2 | 1 | 0 | 0 | 0 | 0 | 1 | 0 | 0 | 0 | 7 | 50.0% | 50.0% |
| Opponents: | 7 M 3 | 2 / 3 | 1 | 1 | 2 | 0 | 0 | 0 | 0 | 0 | 0 | 10 | 66.7% | 33.3% |
| 10/6 BUF | | | | | | | | | | | | | | |
| Titans: | M 7 M | 1 / 3 | 1 | 0 | 2 | 0 | 0 | 0 | 0 | 0 | 0 | 7 | 33.3% | 33.3% |
| Opponents: | 7 7 Gm | 2 / 3 | 2 | 0 | 0 | 0 | 0 | 0 | 1 | 0 | 0 | 14 | 66.7% | 66.7% |
| 10/13 at DEN | | | | | | | | | | | | | | |
| Titans: | Dwn Int | 0 / 2 | 0 | 0 | 0 | 1 | 0 | 1 | 0 | 0 | 0 | 0 | 0.0% | 0.0% |
| Opponents: | 3 7 | 2 / 2 | 1 | 1 | 1 | 0 | 0 | 0 | 0 | 0 | 0 | 10 | 100.0% | 50.0% |
| 10/20 LAC | | | | | | | | | | | | | | |
| Titans: | 7 6 7 | 3 / 3 | 3 | 0 | 0 | 0 | 0 | 0 | 0 | 0 | 0 | 20 | 100.0% | 100.0% |
| Opponents: | 3 7 Fum | 2 / 3 | 1 | 1 | 1 | 0 | 1 | 0 | 0 | 0 | 0 | 10 | 66.7% | 33.3% |
| 10/27 TB | | | | | | | | | | | | | | |
| Titans: | 7 7 7 | 3 / 3 | 3 | 0 | 0 | 0 | 0 | 0 | 0 | 0 | 0 | 21 | 100.0% | 100.0% |
| Opponents: | 3 3 6 8 | 4 / 4 | 2 | 2 | 2 | 0 | 0 | 0 | 0 | 0 | 0 | 20 | 100.0% | 50.0% |
| 11/3 at CAR | | | | | | | | | | | | | | |
| Titans: | 7 6 | 2 / 2 | 2 | 0 | 0 | 0 | 0 | 0 | 0 | 0 | 0 | 13 | 100.0% | 100.0% |
| Opponents: | 3 7 7 7 | 4 / 4 | 3 | 1 | 1 | 0 | 0 | 0 | 0 | 0 | 0 | 24 | 100.0% | 75.0% |
| 11/10 KC | | | | | | | | | | | | | | |
| Titans: | 7 7 | 2 / 2 | 2 | 0 | 0 | 0 | 0 | 0 | 0 | 0 | 0 | 14 | 100.0% | 100.0% |
| Opponents: | 7 3 6 | 3 / 3 | 2 | 1 | 1 | 0 | 0 | 0 | 0 | 0 | 0 | 16 | 100.0% | 66.7% |
| 11/24 JAX | | | | | | | | | | | | | | |
| Titans: | Fum 7 7 7 | 3 / 4 | 3 | 0 | 0 | 0 | 1 | 0 | 0 | 0 | 0 | 21 | 75.0% | 75.0% |
| Opponents: | 8 6 | 2 / 2 | 2 | 0 | 0 | 0 | 0 | 0 | 0 | 0 | 0 | 14 | 100.0% | 100.0% |
| 12/1 at IND | | | | | | | | | | | | | | |
| Titans: | 7 7 3 | 3 / 3 | 2 | 1 | 1 | 0 | 0 | 0 | 0 | 0 | 0 | 17 | 100.0% | 66.7% |
| Opponents: | 7 3 7 | 3 / 3 | 2 | 1 | 1 | 0 | 0 | 0 | 0 | 0 | 0 | 17 | 100.0% | 66.7% |
| 12/8 at OAK | | | | | | | | | | | | | | |
| Titans: | Int 7 7 7 7 | 4 / 5 | 4 | 0 | 0 | 1 | 0 | 0 | 0 | 0 | 0 | 28 | 80.0% | 80.0% |
| Opponents: | 7 7 Dwn | 2 / 3 | 2 | 0 | 0 | 0 | 0 | 1 | 0 | 0 | 0 | 14 | 66.7% | 66.7% |
| 12/15 HOU | | | | | | | | | | | | | | |
| Titans: | Int 7 7 7 | 3 / 4 | 3 | 0 | 0 | 1 | 0 | 0 | 0 | 0 | 0 | 21 | 75.0% | 75.0% |
| Opponents: | 7 7 Int 7 3 | 4 / 5 | 3 | 1 | 1 | 1 | 0 | 0 | 0 | 0 | 0 | 24 | 80.0% | 60.0% |
| 12/22 NO | | | | | | | | | | | | | | |
| Titans: | 7 | 1 / 1 | 1 | 0 | 0 | 0 | 0 | 0 | 0 | 0 | 0 | 7 | 100.0% | 100.0% |
| Opponents: | 7 7 7 | 3 / 3 | 3 | 0 | 0 | 0 | 0 | 0 | 0 | 0 | 0 | 21 | 100.0% | 100.0% |
| 12/29 at HOU | | | | | | | | | | | | | | |
| Titans: | 7 7 7 | 3 / 3 | 3 | 0 | 0 | 0 | 0 | 0 | 0 | 0 | 0 | 21 | 100.0% | 100.0% |
| Opponents: | 7 7 | 2 / 2 | 2 | 0 | 0 | 0 | 0 | 0 | 0 | 0 | 0 | 14 | 100.0% | 100.0% |
| TOTALS | | | | | | | | | | | | | | |
| Titans: | | 36 / 45 | 34 | 2 | 4 | 3 | 1 | 3 | 0 | 0 | 0 | 242 | 80.0% | 75.6% |
| Opponents: | | 41 / 47 | 32 | 9 | 10 | 1 | 1 | 2 | 1 | 0 | 0 | 247 | 87.2% | 68.1% |

GOAL-TO-GO SITUATIONS

| Game | Results | Total Succ. / Att. | TD | FG | FGA | Int | Fum | Dwn | Gm | Hlf | Punt | Total Points | Scoring Eff. | TD Eff. |
|--------------------|---------|-----------------------|----|----|-----|-----|-----|-----|----|-----|------|-----------------|-----------------|------------|
| 9/8 at CLE | | | | | | | | | | | | | | |
| Titans: 7 7 | | 2 / 2 | 2 | 0 | 0 | 0 | 0 | 0 | 0 | 0 | 0 | 14 | 100.0% | 100.0% |
| Opponents: 7 6 | | 2 / 2 | 2 | 0 | 0 | 0 | 0 | 0 | 0 | 0 | 0 | 13 | 100.0% | 100.0% |
| 9/15 IND | | | | | | | | | | | | | | |
| Titans: 7 7 | | 2 / 2 | 2 | 0 | 0 | 0 | 0 | 0 | 0 | 0 | 0 | 14 | 100.0% | 100.0% |
| Opponents: 7 6 | | 2 / 2 | 2 | 0 | 0 | 0 | 0 | 0 | 0 | 0 | 0 | 13 | 100.0% | 100.0% |
| 9/19 at JAX | | | | | | | | | | | | | | |
| Titans: 7 | | 1 / 1 | 1 | 0 | 0 | 0 | 0 | 0 | 0 | 0 | 0 | 7 | 100.0% | 100.0% |
| Opponents: 7 Dwn | | 1 / 2 | 1 | 0 | 0 | 0 | 0 | 1 | 0 | 0 | 0 | 7 | 50.0% | 50.0% |
| 9/29 at ATL | | | | | | | | | | | | | | |
| Titans: | | 0 / 0 | 0 | 0 | 0 | 0 | 0 | 0 | 0 | 0 | 0 | 0 | - | - |
| Opponents: 7 | | 1 / 1 | 1 | 0 | 0 | 0 | 0 | 0 | 0 | 0 | 0 | 7 | 100.0% | 100.0% |
| 10/6 BUF | | | | | | | | | | | | | | |
| Titans: 7 M | | 1 / 2 | 1 | 0 | 1 | 0 | 0 | 0 | 0 | 0 | 0 | 7 | 50.0% | 50.0% |
| Opponents: 7 | | 1 / 1 | 1 | 0 | 0 | 0 | 0 | 0 | 0 | 0 | 0 | 7 | 100.0% | 100.0% |
| 10/13 at DEN | | | | | | | | | | | | | | |
| Titans: | | 0 / 0 | 0 | 0 | 0 | 0 | 0 | 0 | 0 | 0 | 0 | 0 | - | - |
| Opponents: 7 | | 1 / 1 | 1 | 0 | 0 | 0 | 0 | 0 | 0 | 0 | 0 | 7 | 100.0% | 100.0% |
| 10/20 LAC | | | | | | | | | | | | | | |
| Titans: 7 6 | | 2 / 2 | 2 | 0 | 0 | 0 | 0 | 0 | 0 | 0 | 0 | 13 | 100.0% | 100.0% |
| Opponents: 7 Fum | | 1 / 2 | 1 | 0 | 0 | 0 | 1 | 0 | 0 | 0 | 0 | 7 | 50.0% | 50.0% |
| 10/27 TB | | | | | | | | | | | | | | |
| Titans: 7 7 7 | | 3 / 3 | 3 | 0 | 0 | 0 | 0 | 0 | 0 | 0 | 0 | 21 | 100.0% | 100.0% |
| Opponents: 3 3 6 8 | | 4 / 4 | 2 | 2 | 2 | 0 | 0 | 0 | 0 | 0 | 0 | 20 | 100.0% | 50.0% |
| 11/3 at CAR | | | | | | | | | | | | | | |
| Titans: 6 | | 1 / 1 | 1 | 0 | 0 | 0 | 0 | 0 | 0 | 0 | 0 | 6 | 100.0% | 100.0% |
| Opponents: 3 7 | | 2 / 2 | 1 | 1 | 1 | 0 | 0 | 0 | 0 | 0 | 0 | 10 | 100.0% | 50.0% |
| 11/10 KC | | | | | | | | | | | | | | |
| Titans: 7 7 | | 2 / 2 | 2 | 0 | 0 | 0 | 0 | 0 | 0 | 0 | 0 | 14 | 100.0% | 100.0% |
| Opponents: 7 | | 1 / 1 | 1 | 0 | 0 | 0 | 0 | 0 | 0 | 0 | 0 | 7 | 100.0% | 100.0% |
| 11/24 JAX | | | | | | | | | | | | | | |
| Titans: Fum 7 7 | | 2 / 3 | 2 | 0 | 0 | 0 | 1 | 0 | 0 | 0 | 0 | 14 | 66.7% | 66.7% |
| Opponents: 8 6 | | 2 / 2 | 2 | 0 | 0 | 0 | 0 | 0 | 0 | 0 | 0 | 14 | 100.0% | 100.0% |
| 12/1 at IND | | | | | | | | | | | | | | |
| Titans: | | 0 / 0 | 0 | 0 | 0 | 0 | 0 | 0 | 0 | 0 | 0 | 0 | - | - |
| Opponents: 3 7 | | 2 / 2 | 1 | 1 | 1 | 0 | 0 | 0 | 0 | 0 | 0 | 10 | 100.0% | 50.0% |
| 12/8 at OAK | | | | | | | | | | | | | | |
| Titans: 7 | | 1 / 1 | 1 | 0 | 0 | 0 | 0 | 0 | 0 | 0 | 0 | 7 | 100.0% | 100.0% |
| Opponents: 7 Dwn | | 1 / 2 | 1 | 0 | 0 | 0 | 0 | 1 | 0 | 0 | 0 | 7 | 50.0% | 50.0% |
| 12/15 HOU | | | | | | | | | | | | | | |
| Titans: Int 7 7 | | 2 / 3 | 2 | 0 | 0 | 1 | 0 | 0 | 0 | 0 | 0 | 14 | 66.7% | 66.7% |
| Opponents: Int 7 3 | | 2 / 3 | 1 | 1 | 1 | 1 | 0 | 0 | 0 | 0 | 0 | 10 | 66.7% | 33.3% |
| 12/22 NO | | | | | | | | | | | | | | |
| Titans: | | 0 / 0 | 0 | 0 | 0 | 0 | 0 | 0 | 0 | 0 | 0 | 0 | - | - |
| Opponents: 7 7 | | 2 / 2 | 2 | 0 | 0 | 0 | 0 | 0 | 0 | 0 | 0 | 14 | 100.0% | 100.0% |
| 12/29 at HOU | | | | | | | | | | | | | | |
| Titans: 7 7 7 | | 3 / 3 | 3 | 0 | 0 | 0 | 0 | 0 | 0 | 0 | 0 | 21 | 100.0% | 100.0% |
| Opponents: 7 7 | | 2 / 2 | 2 | 0 | 0 | 0 | 0 | 0 | 0 | 0 | 0 | 14 | 100.0% | 100.0% |
| TOTALS | | | | | | | | | | | | | | |
| Titans: | | 22 / 25 | 22 | 0 | 1 | 1 | 1 | 0 | 0 | 0 | 0 | 152 | 88.0% | 88.0% |
| Opponents: | | 27 / 31 | 22 | 5 | 5 | 1 | 1 | 2 | 0 | 0 | 0 | 167 | 87.1% | 71.0% |

TAKEAWAYS & GIVEAWAYS

TITANS TAKEAWAYS

| Game | Qtr | Scrim. | Player | Turnover | Caused by | Takeaway | at | Ret. Yds. | Results | Pts. |
|---------------|-----|--------|---------------|--------------|-------------|------------|--------|-----------|------------|------|
| 9/8 at CLE | 4 | CLE 45 | B. Mayfield | Interception | | K. Byard | TEN 37 | 28 | Touchdown | 7 |
| 9/8 at CLE | 4 | CLE 31 | B. Mayfield | Interception | | L. Ryan | CLE 34 | 0 | Touchdown | 7 |
| 9/8 at CLE | 4 | CLE 30 | B. Mayfield | Interception | | M. Butler | CLE 38 | 38 | Touchdown | 7 |
| 9/15 vs. IND | 2 | IND 48 | J. Brissett | Interception | | L. Ryan | TEN 40 | 0 | Punt | 0 |
| 9/15 vs. IND | 3 | TEN 37 | J. Brissett | Fumble | | H. Landry | IND 45 | 0 | Field Goal | 3 |
| 9/29 at ATL | 1 | TEN 34 | M. Ryan | Fumble | J. Casey | J. Casey | TEN 46 | 0 | Punt | 0 |
| 10/6 vs. BUF | 3 | BUF 35 | J. Allen | Interception | | K. Byard | BUF 43 | 5 | Touchdown | 7 |
| 10/13 at DEN | 3 | DEN 45 | J. Flacco | Interception | | K. Byard | TEN 20 | 25 | Punt | 0 |
| 10/20 vs. LAC | 4 | TEN 1 | M. Gordon | Fumble | W. Woodyard | J. Casey | TEN 0 | 0 | Game | 0 |
| 10/27 vs. TB | 1 | TB 16 | J. Winston | Fumble | | I. Mack | TB 10 | 0 | Touchdown | 7 |
| 10/27 vs. TB | 1 | TB 7 | J. Winston | Interception | | M. Butler | TB 29 | 23 | Touchdown | 7 |
| 10/27 vs. TB | 4 | TB 42 | J. Winston | Fumble | H. Landry | H. Landry | TB 36 | 0 | Downs | 0 |
| 10/27 vs. TB | 4 | TB 36 | J. Winston | Interception | | L. Ryan | TEN 25 | 0 | Game | 0 |
| 11/3 at CAR | 1 | TEN 34 | K. Allen | Interception | K. Vaccaro | H. Landry | TEN 28 | -2 | Punt | 0 |
| 11/10 vs. KC | 2 | TEN 44 | Dam. Williams | Fumble | D. Long | R. Evans | TEN 47 | 53 | Touchdown | 6 |
| 11/24 vs. JAX | 3 | TEN 35 | M. Walker | Fumble | D. Bates | D. Bates | JAX 7 | 0 | Touchdown | 7 |
| 12/1 at IND | 3 | IND 25 | J. Brissett | Interception | | K. Byard | IND 35 | 21 | Field Goal | 3 |
| 12/1 at IND | 4 | IND 26 | J. Brissett | Interception | | L. Ryan | TEN 40 | 16 | Touchdown | 7 |
| 12/1 at IND | 4 | TEN 38 | R. Travis | Fumble | T. Smith | K. Correa | TEN 8 | 0 | Game | 0 |
| 12/8 at OAK | 4 | OAK 45 | D. Waller | Fumble | T. Smith | J. Brown | OAK 47 | 47 | Touchdown | 7 |
| 12/15 vs. HOU | 1 | TEN 20 | D. Watson | Interception | | K. Vaccaro | TEN -1 | 2 | Missed FG | 0 |
| 12/15 vs. HOU | 3 | TEN 44 | D. Watson | Interception | J. Simmons | J. Brown | TEN -4 | 0 | Touchdown | 7 |
| 12/29 at HOU | 4 | TEN 30 | A. McCarron | Interception | | K. Byard | TEN 15 | 0 | Touchdown | 7 |

Takeaway Season Totals:

| Takeaways resulted in ... | | | | | | | | | | | |
|---------------------------|----|----|---------|------|-------|------|------|------|------|------|------|
| No. | TD | FG | FG Att. | Punt | Downs | Int. | Fum. | Saf. | Game | Half | Pts. |
| 23 | 12 | 2 | 3 | 4 | 1 | 0 | 0 | 0 | 3 | 0 | 89 |

TITANS GIVEAWAYS

| Game | Qtr | Scrim. | Player | Turnover | Caused by | Takeaway | at | Ret. Yds. | Results | Pts. |
|---------------|-----|--------|--------------|--------------|--------------------|--------------------|--------|-----------|------------|------|
| 9/19 at JAX | 1 | JAX 34 | A. Jackson | Fumble | | L. Jacobs | TEN 7 | 0 | Touchdown | 7 |
| 10/13 at DEN | 2 | TEN 48 | M. Mariota | Interception | | C. Harris | DEN 39 | 16 | Punt | 0 |
| 10/13 at DEN | 3 | TEN 15 | M. Mariota | Interception | | J. Simmons | TEN 46 | 5 | Touchdown | 7 |
| 10/13 at DEN | 4 | DEN 12 | R. Tannehill | Interception | | K. Jackson | DEN 3 | 24 | Game | 0 |
| 10/20 vs. LAC | 3 | LAC 40 | R. Tannehill | Interception | U. Nwosu | R. Teamer | LAC 38 | 3 | Punt | 0 |
| 10/27 vs. TB | 3 | TEN 47 | D. Henry | Fumble | A. Adams | V. Hargreaves | TB 42 | 2 | Touchdown | 8 |
| 11/3 at CAR | 2 | CAR 45 | D. Lewis | Fumble | E. Reid | D. Jackson | CAR 42 | 0 | Punt | 0 |
| 11/3 at CAR | 2 | TEN 18 | R. Tannehill | Interception | | D. Jackson | TEN 31 | 0 | Touchdown | 7 |
| 11/3 at CAR | 4 | 50 | R. Tannehill | Interception | | T. Boston | CAR 34 | 20 | Missed FG | 0 |
| 11/10 vs. KC | 1 | TEN 32 | R. Tannehill | Fumble | C. Jones | T. Kpassagnon | TEN 20 | 0 | Field Goal | 3 |
| 11/24 vs. JAX | 2 | JAX 10 | R. Tannehill | Fumble | Y. Ngakoue | Y. Ngakoue | JAX 17 | -2 | Punt | 0 |
| 11/24 vs. JAX | 4 | JAX 46 | D. Henry | Fumble | C. Campbell | A. Jones | JAX 44 | 0 | Touchdown | 6 |
| 12/1 at IND | 1 | TEN 25 | D. Henry | Fumble | A. Walker | M. Hooker | TEN 42 | 3 | Touchdown | 7 |
| 12/1 at IND | 1 | TEN 45 | R. Tannehill | Fumble | B. Okereke | J. Houston | TEN 33 | 0 | Missed FG | 0 |
| 12/8 at OAK | 1 | OAK 19 | R. Tannehill | Interception | D. Jordan | M. Hurst | OAK 21 | 55 | Touchdown | 7 |
| 12/15 vs. HOU | 2 | HOU 5 | R. Tannehill | Interception | J. Reid | W. Mercilus | HOU 2 | 86 | Touchdown | 7 |
| 12/22 vs. NO | 4 | TEN 38 | K. Raymond | Fumble | C. Gardner-Johnson | C. Gardner-Johnson | NO 38 | 37 | Touchdown | 7 |

Giveaway Season Totals:

| Giveaways resulted in ... | | | | | | | | | | | |
|---------------------------|----|----|---------|------|-------|------|------|------|------|------|------|
| No. | TD | FG | FG Att. | Punt | Downs | Int. | Fum. | Saf. | Game | Half | Pts. |
| 17 | 9 | 1 | 3 | 4 | 0 | 0 | 0 | 0 | 1 | 0 | 66 |

FIRST DOWNS EARNED

Total first downs earned (parentheses indicates number earned on third or fourth down)

| NAME | RUSHING | PASSING | RECEIVING | PENALTY | TOTAL |
|----------------------|-----------------|-----------------|-----------------|---------------|------------------|
| Ryan Tannehill | 14 (5) | 126 (37) | | | 140 (42) |
| Derrick Henry | 73 (10) | | 4 | | 77 (10) |
| Marcus Mariota | 5 (3) | 50 (15) | | | 55 (18) |
| A.J. Brown | 2 | | 39 (7) | | 41 (7) |
| PENALTY | | | | 36 (7) | 36 (7) |
| Corey Davis | | | 33 (9) | | 33 (9) |
| Adam Humphries | | | 20 (11) | | 20 (11) |
| Tajaé Sharpe | | | 20 (13) | | 20 (13) |
| Jonnu Smith | 2 | | 16 (1) | | 18 (1) |
| Dion Lewis | 6 (3) | | 7 (1) | | 13 (4) |
| Delanie Walker | | | 11 (3) | | 11 (3) |
| Anthony Firkser | | | 9 (3) | | 9 (3) |
| Kalif Raymond | | | 6 (2) | | 6 (2) |
| MyCole Pruitt | | | 4 | | 4 () |
| Darius Jennings | | | 2 (1) | | 2 (1) |
| Khari Blasingame | | | 2 | | 2 () |
| Dalyn Dawkins | 2 | | | | 2 () |
| Kevin Byard | | | 1 (1) | | 1 (1) |
| Rashard Davis | | | 1 (1) | | 1 (1) |
| Brett Kern | | 1 (1) | | | 1 (1) |
| Dennis Kelly | | | 1 | | 1 () |
| David Quessenberry | | | 1 | | 1 () |
| TITANS TOTALS | 104 (21) | 177 (53) | 177 (53) | 36 (7) | 494 (134) |

Note: One first down awarded to both passer and receiver on passes resulting in first down.

KICKOFF ANALYSIS

TITANS

| | No. | No. In EZ | TB | Opp. Ret. | Ret. Yds. | Ret. Avg. | FC | Squib | Out of Bounds | Onside Rec. / Att. |
|-----------------------|------------|--------------|-----------|--------------|--------------|--------------|----------|----------|------------------|-----------------------|
| SANTOS | No. | | | | | | | | | |
| 9/8 at CLE | 8 | 6 | 4 | 4 | 103 | 25.8 | 0 | 0 | 0 | 0 / 0 |
| 9/15 IND | 4 | 3 | 2 | 2 | 38 | 19.0 | 0 | 0 | 0 | 0 / 0 |
| 9/19 at JAX | 2 | 2 | 2 | 0 | 0 | - | 0 | 0 | 0 | 0 / 0 |
| 9/29 at ATL | 5 | 4 | 3 | 2 | 42 | 21.0 | 0 | 0 | 0 | 0 / 0 |
| 10/6 BUF | 2 | 1 | 1 | 1 | 18 | 18.0 | 0 | 0 | 0 | 0 / 0 |
| SANTOS TOTALS | 21 | 16 | 12 | 9 | 201 | 22.3 | 0 | 0 | 0 | 0 / 0 |
| PARKEY | No. | | | | | | | | | |
| 10/13 at DEN | 1 | 1 | 1 | 0 | 0 | - | 0 | 0 | 0 | 0 / 0 |
| 10/20 LAC | 5 | 4 | 4 | 1 | 8 | 8.0 | 0 | 0 | 0 | 0 / 0 |
| 10/27 TB | 6 | 5 | 4 | 2 | 47 | 23.5 | 0 | 0 | 0 | 0 / 0 |
| PARKEY TOTALS | 12 | 10 | 9 | 3 | 55 | 18.3 | 0 | 0 | 0 | 0 / 0 |
| SUCCOP | No. | | | | | | | | | |
| 11/3 at CAR | 4 | 3 | 1 | 2 | 52 | 26.0 | 0 | 0 | 0 | 0 / 1 |
| 11/10 KC | 6 | 2 | 2 | 4 | 90 | 22.5 | 0 | 1 | 0 | 0 / 0 |
| 11/24 JAX | 7 | 3 | 0 | 7 | 157 | 22.4 | 0 | 0 | 0 | 0 / 0 |
| SUCCOP TOTALS | 17 | 8 | 3 | 13 | 299 | 23.0 | 0 | 1 | 0 | 0 / 1 |
| SANTOSO | No. | | | | | | | | | |
| 12/1 at IND | 6 | 5 | 5 | 1 | 15 | 15.0 | 0 | 0 | 0 | 0 / 0 |
| 12/8 at OAK | 7 | 5 | 3 | 4 | 91 | 22.8 | 0 | 0 | 0 | 0 / 0 |
| 12/15 HOU | 4 | 1 | 1 | 2 | 54 | 27.0 | 0 | 0 | 0 | 0 / 1 |
| SANTOSO TOTALS | 17 | 11 | 9 | 7 | 160 | 22.9 | 0 | 0 | 0 | 0 / 1 |
| JOSEPH | No. | | | | | | | | | |
| 12/22 NO | 5 | 0 | 0 | 5 | 162 | 32.4 | 0 | 0 | 0 | 0 / 0 |
| 12/29 at HOU | 6 | 6 | 6 | 0 | 0 | - | 0 | 0 | 0 | 0 / 0 |
| JOSEPH TOTALS | 11 | 6 | 6 | 5 | 162 | 32.4 | 0 | 0 | 0 | 0 / 0 |
| TEAM TOTALS | 78 | 51 | 39 | 37 | 877 | 23.7 | 0 | 1 | 0 | 0 / 2 |

OPPONENTS

| | No. | No. In EZ | TB | Titans Ret. | Ret. Yds. | Ret. Avg. | FC | Squib | Out of Bounds | Onside Rec. / Att. |
|---------------|-----------|--------------|-----------|----------------|--------------|--------------|----------|----------|------------------|-----------------------|
| 9/8 at CLE | 4 | 1 | 1 | 3 | 50 | 16.7 | 0 | 0 | 0 | 0 / 0 |
| 9/15 IND | 4 | 3 | 3 | 1 | 26 | 26.0 | 0 | 0 | 0 | 0 / 0 |
| 9/19 at JAX | 5 | 4 | 4 | 1 | 25 | 25.0 | 0 | 0 | 0 | 0 / 0 |
| 9/29 at ATL | 3 | 3 | 3 | 0 | 0 | - | 0 | 0 | 0 | 0 / 0 |
| 10/6 BUF | 3 | 3 | 3 | 0 | 0 | - | 0 | 0 | 0 | 0 / 0 |
| 10/13 at DEN | 5 | 4 | 4 | 1 | 16 | 16.0 | 0 | 0 | 0 | 0 / 0 |
| 10/20 LAC | 5 | 5 | 2 | 3 | 69 | 23.0 | 0 | 0 | 0 | 0 / 0 |
| 10/27 TB | 6 | 6 | 5 | 1 | 45 | 45.0 | 0 | 0 | 0 | 0 / 0 |
| 11/3 at CAR | 6 | 4 | 3 | 3 | 69 | 23.0 | 0 | 0 | 0 | 0 / 0 |
| 11/10 KC | 8 | 6 | 5 | 3 | 46 | 15.3 | 0 | 0 | 0 | 0 / 0 |
| 11/24 JAX | 5 | 2 | 2 | 2 | 34 | 17.0 | 0 | 0 | 0 | 0 / 1 |
| 12/1 at IND | 4 | 4 | 4 | 0 | 0 | - | 0 | 0 | 0 | 0 / 0 |
| 12/8 at OAK | 4 | 1 | 1 | 3 | 71 | 23.7 | 0 | 0 | 0 | 0 / 0 |
| 12/15 HOU | 5 | 3 | 2 | 3 | 55 | 18.3 | 0 | 0 | 0 | 0 / 0 |
| 12/22 NO | 7 | 5 | 3 | 4 | 83 | 20.8 | 0 | 0 | 0 | 0 / 0 |
| 12/29 at HOU | 3 | 3 | 1 | 2 | 49 | 24.5 | 0 | 0 | 0 | 0 / 0 |
| TOTALS | 77 | 57 | 46 | 30 | 638 | 21.3 | 0 | 0 | 0 | 0 / 1 |

INSTANT REPLAY ANALYSIS

CHALLENGES BY TITANS

| Game | Qtr | Time | Dwn | Dist | Play | Review Result | Explanation |
|---------------|-----|-------|-----|------|---|---------------|--|
| 9/8 at CLE | | | | | (none) | | |
| 9/15 vs. IND | | | | | (none) | | |
| 9/19 at JAX | | | | | (none) | | |
| 9/29 at ATL | | | | | (none) | | |
| 10/6 vs. BUF | | | | | (none) | | |
| 10/13 at DEN | | | | | (none) | | |
| 10/20 vs. LAC | 2 | 5:10 | 2 | 10 | P. Rivers 15-yard pass to K. Allen along sideline | Upheld | K. Allen got two feet inbounds at TEN 3 |
| 10/27 vs. TB | | | | | (none) | | |
| 11/3 at CAR | 2 | 10:56 | 2 | 6 | K. Allen 19-yard pass to J. Wright to TEN 35 | Reversed | J. Wright did not maintain control of the ball |
| 11/10 vs. KC | | | | | (none) | | |
| 11/24 vs. JAX | | | | | (none) | | |
| 12/1 at IND | 4 | 6:03 | 2 | 9 | J. Brissett 6-yard pass to J. Doyle to TEN 21 | Reversed | J. Doyle did not secure the catch |
| 12/1 at IND | 4 | 2:03 | 2 | 4 | J. Brissett 25-yard pass to R. Travis to TEN 13 | Reversed | R. Travis forced fumble by T. Smith recovered by K. Correa |
| 12/8 at OAK | | | | | (none) | | |
| 12/15 vs. HOU | | | | | (none) | | |
| 12/22 vs. NO | 3 | 10:31 | 2 | 12 | D. Brees incomplete pass to M. Thomas | Upheld | M. Thomas didn't secure catch thus no forced fumble |
| 12/29 at HOU | | | | | (none) | | |

Total challenges by Titans: 5

Calls reversed: 3

CHALLENGES BY OPPONENTS

| Game | Qtr | Time | Dwn | Dist | Play | Review Result | Explanation |
|---------------|-----|-------|-----|------|---|---------------|---|
| 9/8 at CLE | | | | | (none) | | |
| 9/15 vs. IND | | | | | (none) | | |
| 9/19 at JAX | | | | | (none) | | |
| 9/29 at ATL | | | | | (none) | | |
| 10/6 vs. BUF | | | | | (none) | | |
| 10/13 at DEN | | | | | (none) | | |
| 10/20 vs. LAC | 2 | 9:01 | 2 | 9 | P. Rivers incomplete pass to M. Williams along sideline | Reversed | M. Williams 21-yard reception to TEN 48 |
| 10/27 vs. TB | 3 | 3:49 | 1 | 10 | C. Davis defensive pass interference on A. Firkser | Upheld | Defensive pass interference stands |
| 11/3 at CAR | | | | | (none) | | |
| 11/10 vs. KC | | | | | (none) | | |
| 11/24 vs. JAX | | | | | (none) | | |
| 12/1 at IND | 4 | 11:27 | 1 | 10 | R. Tannehill pass incomplete to A. Brown | Upheld | Not a clear recovery of potential A. Brown fumble |
| 12/8 at OAK | | | | | (none) | | |
| 12/15 vs. HOU | | | | | (none) | | |
| 12/22 vs. NO | | | | | (none) | | |
| 12/29 at HOU | | | | | (none) | | |

Total challenges by Opponents: 3

Calls reversed: 1

CHALLENGES BY REVIEW ASSISTANT

| Game | Qtr | Time | Dwn | Dist | Play | Review Result | Explanation |
|---------------|-----|-------|-----|------|---|---------------|--|
| 9/8 at CLE | 2 | :15 | 1 | 20 | B. Mayfield incomplete pass | Reversed | B. Mayfield sacked by L. Ryan at CLE 40 |
| 9/8 at CLE | 3 | 2:10 | 1 | 10 | M. Mariota 75-yard touchdown pass to D. Henry | Upheld | No offensive pass interference |
| 9/15 vs. IND | | | | | (none) | | |
| 9/19 at JAX | | | | | (none) | | |
| 9/29 at ATL | | | | | (none) | | |
| 10/6 vs. BUF | 3 | 7:35 | 2 | 5 | M. Mariota 5-yard touchdown run | Reversed | M. Mariota 4-yard run down at BUF 1 |
| 10/6 vs. BUF | 4 | 12:34 | 3 | 11 | M.Mariota touchdown pass to A.J. Brown nullified by penalty | Upheld | M. Mariota crossed line of scrimmage |
| 10/13 at DEN | | | | | (none) | | |
| 10/20 vs. LAC | 4 | :44 | 2 | 10 | P. Rivers 16-yard touchdown pass to A. Ekeler | Reversed | A. Ekeler 15-yard reception to TEN 1 |
| 10/20 vs. LAC | 4 | :34 | 1 | 1 | M. Gordon 1-yard touchdown run | Reversed | M. Gordon rush for no gain to TEN 1 |
| 10/20 vs. LAC | 4 | :19 | 2 | 1 | M. Gordon rush for no gain to TEN 1 | Reversed | M.Gordon fumble recovered by J. Casey at TEN 0 |
| 10/27 vs. TB | 2 | 8:49 | 2 | 8 | J. Winston pass intercepted by L. Ryan at TEN 3 | Reversed | J. Winston pass incomplete |
| 11/3 at CAR | | | | | (none) | | |
| 11/10 vs. KC | 1 | 14:54 | 1 | 10 | P. Mahomes pass intercepted by K. Vaccaro at TEN 37 | Reversed | P. Mahomes pass incomplete to T. Hill |
| 11/10 vs. KC | 2 | 11:57 | 1 | 10 | R. Tannehill 73-yard touchdown pass to K. Raymond | Reversed | K. Raymond down by contact at KC 21 for 52 yards |
| 11/24 vs. JAX | | | | | (none) | | |
| 12/1 at IND | 1 | 5:14 | 3 | 8 | R. Tannehill 13-yard touchdown pass to A. Humphries | Upheld | A. Humphries broke the plane of the endzone |
| 12/8 at OAK | | | | | (none) | | |
| 12/15 vs. HOU | | | | | (none) | | |
| 12/22 vs. NO | 3 | 7:23 | 1 | 4 | A. Kamara 4-yard touchdown run | Reversed | A. Kamara 3-yard run to TEN 1 |
| 12/22 vs. NO | 4 | 3:14 | 2 | 9 | D. Brees 14-yard touchdown pass to M. Thomas | Reversed | M. Thomas 13-yard catch to TEN 1 |
| 12/29 at HOU | 2 | 10:41 | 3 | 2 | R. Tannehill 6-yard touchdown pass to C. Davis | Reversed | C. Davis 5-yard catch to TEN 1 |

Total reviews by Assistant: 14

Calls reversed: 11

TENNESSEE TITANS PLAYOFF RECORD WHEN ...

| | 2019 | | 2017 | | 2008 | | 2007 | | 2003 | | 2002 | | 2000 | | 1999 | | 8-YR. TOTAL | | |
|----------------------------------|------|---|------|---|------|---|------|---|------|---|------|---|------|---|------|---|-------------|---|-------|
| | W | L | W | L | W | L | W | L | W | L | W | L | W | L | W | L | W | L | Pct. |
| Overall Record | 2 | 1 | 1 | 1 | 0 | 1 | 0 | 1 | 1 | 1 | 1 | 1 | 0 | 1 | 3 | 1 | 8 | 8 | 0.500 |
| Home | 0 | 0 | 0 | 0 | 0 | 1 | 0 | 0 | 0 | 0 | 1 | 0 | 0 | 1 | 1 | 0 | 2 | 2 | 0.500 |
| Away | 2 | 1 | 1 | 1 | 0 | 0 | 0 | 1 | 1 | 1 | 0 | 1 | 0 | 0 | 2 | 0 | 6 | 5 | 0.545 |
| Neutral | 0 | 0 | 0 | 0 | 0 | 0 | 0 | 0 | 0 | 0 | 0 | 0 | 0 | 0 | 0 | 1 | 0 | 1 | 0.000 |
| By Month | | | | | | | | | | | | | | | | | | | |
| January | 2 | 1 | 1 | 1 | 0 | 1 | 0 | 1 | 1 | 1 | 1 | 1 | 0 | 1 | 3 | 1 | 8 | 8 | 0.500 |
| vs. AFC | 2 | 1 | 1 | 1 | 0 | 1 | 0 | 1 | 1 | 1 | 1 | 1 | 0 | 1 | 3 | 0 | 8 | 7 | 0.533 |
| South (beginning '02) | 0 | 0 | 0 | 0 | 0 | 0 | 0 | 0 | 0 | 0 | 0 | 0 | - | - | - | - | 0 | 0 | 0.000 |
| East | 1 | 0 | 0 | 1 | 0 | 0 | 0 | 0 | 0 | 1 | 0 | 0 | 0 | 0 | 1 | 0 | 2 | 2 | 0.500 |
| West | 0 | 1 | 1 | 0 | 0 | 0 | 0 | 1 | 0 | 0 | 0 | 1 | 0 | 0 | 0 | 0 | 1 | 3 | 0.250 |
| North (beginning '02) | 1 | 0 | 0 | 0 | 0 | 1 | 0 | 0 | 1 | 0 | 1 | 0 | - | - | - | - | 3 | 1 | 0.750 |
| Central (through '01) | - | - | - | - | - | - | - | - | - | - | - | - | 0 | 1 | 2 | 0 | 2 | 1 | 0.667 |
| vs. NFC | 0 | 0 | 0 | 0 | 0 | 0 | 0 | 0 | 0 | 0 | 0 | 0 | 0 | 0 | 0 | 1 | 0 | 1 | 0.000 |
| South (beginning '02) | 0 | 0 | 0 | 0 | 0 | 0 | 0 | 0 | 0 | 0 | 0 | 0 | - | - | - | - | 0 | 0 | 0.000 |
| East | 0 | 0 | 0 | 0 | 0 | 0 | 0 | 0 | 0 | 0 | 0 | 0 | 0 | 0 | 0 | 0 | 0 | 0 | 0.000 |
| North (beginning '02) | 0 | 0 | 0 | 0 | 0 | 0 | 0 | 0 | 0 | 0 | 0 | 0 | 0 | 0 | 0 | 0 | 0 | 0 | 0.000 |
| West | 0 | 0 | 0 | 0 | 0 | 0 | 0 | 0 | 0 | 0 | 0 | 0 | 0 | 0 | 0 | 1 | 0 | 1 | 0.000 |
| Central (through '01) | - | - | - | - | - | - | - | - | - | - | - | - | 0 | 0 | 0 | 0 | 0 | 0 | 0.000 |
| Playing Conditions | | | | | | | | | | | | | | | | | | | |
| On grass | 1 | 1 | 1 | 0 | 0 | 1 | 0 | 1 | 0 | 1 | 1 | 1 | 0 | 1 | 2 | 0 | 5 | 6 | 0.455 |
| On AstroTurf | 0 | 0 | 0 | 0 | 0 | 0 | 0 | 0 | 0 | 0 | 0 | 0 | 0 | 0 | 1 | 1 | 1 | 1 | 0.500 |
| On synthetic grass | 1 | 0 | 0 | 1 | 0 | 0 | 0 | 0 | 1 | 0 | 0 | 0 | 0 | 0 | 0 | 0 | 2 | 1 | 0.667 |
| Outdoors | 2 | 1 | 1 | 1 | 0 | 1 | 0 | 1 | 1 | 1 | 1 | 1 | 0 | 1 | 2 | 0 | 7 | 7 | 0.500 |
| Indoors | 0 | 0 | 0 | 0 | 0 | 0 | 0 | 0 | 0 | 0 | 0 | 0 | 0 | 0 | 1 | 1 | 1 | 1 | 0.500 |
| Day | 0 | 1 | 1 | 0 | 0 | 1 | 0 | 1 | 1 | 0 | 1 | 1 | 0 | 1 | 3 | 0 | 6 | 5 | 0.545 |
| Night | 2 | 0 | 0 | 1 | 0 | 0 | 0 | 0 | 0 | 1 | 0 | 0 | 0 | 0 | 0 | 1 | 2 | 3 | 0.400 |
| Temp. 85 or higher | 0 | 0 | 0 | 0 | 0 | 0 | 0 | 0 | 0 | 0 | 0 | 0 | 0 | 0 | 0 | 0 | 0 | 0 | 0.000 |
| Temp. 32 or lower | 0 | 1 | 0 | 1 | 0 | 0 | 0 | 0 | 0 | 1 | 0 | 0 | 0 | 0 | 0 | 0 | 0 | 3 | 0.000 |
| In white jerseys | 2 | 1 | 1 | 1 | 0 | 0 | 0 | 1 | 1 | 1 | 0 | 1 | 0 | 0 | 2 | 0 | 6 | 5 | 0.545 |
| In navy jerseys | 0 | 0 | 0 | 0 | 0 | 0 | 0 | 0 | 0 | 0 | 1 | 0 | 0 | 1 | 1 | 1 | 2 | 2 | 0.500 |
| In light blue jerseys | 0 | 0 | 0 | 0 | 0 | 1 | 0 | 0 | 0 | 0 | 0 | 0 | 0 | 0 | 0 | 0 | 0 | 1 | 0.000 |
| Win coin toss | 1 | 0 | 1 | 0 | 0 | 1 | 0 | 1 | 0 | 1 | 0 | 0 | 0 | 1 | 2 | 0 | 4 | 4 | 0.500 |
| Lose coin toss | 1 | 1 | 0 | 1 | 0 | 0 | 0 | 0 | 1 | 0 | 1 | 1 | 0 | 0 | 1 | 1 | 4 | 4 | 0.500 |
| Titans score on 1st drive | 1 | 1 | 0 | 0 | 0 | 0 | 0 | 1 | 1 | 0 | 1 | 1 | 0 | 1 | 0 | 0 | 3 | 4 | 0.429 |
| Opp. scores on 1st drive | 1 | 0 | 0 | 0 | 0 | 0 | 0 | 0 | 0 | 1 | 0 | 1 | 0 | 0 | 1 | 0 | 2 | 2 | 0.500 |
| Titans score first | 1 | 1 | 0 | 1 | 0 | 1 | 0 | 1 | 1 | 0 | 1 | 0 | 0 | 1 | 1 | 0 | 4 | 5 | 0.444 |
| Opponent scores first | 1 | 0 | 1 | 0 | 0 | 0 | 0 | 0 | 0 | 1 | 0 | 1 | 0 | 0 | 2 | 1 | 4 | 3 | 0.571 |
| Lead after 1 quarter | 2 | 1 | 0 | 1 | 0 | 0 | 0 | 1 | 0 | 0 | 1 | 0 | 0 | 1 | 0 | 0 | 3 | 4 | 0.429 |
| Tied after 1 quarter | 0 | 0 | 0 | 0 | 0 | 1 | 0 | 0 | 1 | 1 | 0 | 0 | 0 | 0 | 2 | 0 | 3 | 2 | 0.600 |
| Trail after 1 quarter | 0 | 0 | 1 | 0 | 0 | 0 | 0 | 0 | 0 | 0 | 0 | 1 | 0 | 0 | 1 | 1 | 2 | 2 | 0.500 |

| | 2019 | | 2017 | | 2008 | | 2007 | | 2003 | | 2002 | | 2000 | | 1999 | | 8-YR. TOTAL | | |
|--------------------------|------|---|------|---|------|---|------|---|------|---|------|---|------|---|------|---|-------------|---|-------|
| | W | L | W | L | W | L | W | L | W | L | W | L | W | L | W | L | W | L | Pct. |
| Lead at half | 2 | 0 | 0 | 0 | 0 | 0 | 0 | 1 | 0 | 0 | 1 | 0 | 0 | 0 | 1 | 0 | 4 | 1 | 0.800 |
| Tied at half | 0 | 0 | 0 | 0 | 0 | 1 | 0 | 0 | 0 | 0 | 0 | 0 | 0 | 1 | 0 | 0 | 0 | 2 | 0.000 |
| Trail at half | 0 | 1 | 1 | 1 | 0 | 0 | 0 | 0 | 1 | 1 | 0 | 1 | 0 | 0 | 2 | 1 | 4 | 5 | 0.444 |
| Lead after 3 quarters | 2 | 0 | 0 | 0 | 0 | 0 | 0 | 0 | 1 | 0 | 1 | 0 | 0 | 0 | 3 | 0 | 7 | 0 | 1.000 |
| Tied after 3 quarters | 0 | 0 | 0 | 0 | 0 | 1 | 0 | 0 | 0 | 1 | 0 | 0 | 0 | 1 | 0 | 0 | 0 | 3 | 0.000 |
| Trail after 3 quarters | 0 | 1 | 1 | 1 | 0 | 0 | 0 | 1 | 0 | 0 | 0 | 1 | 0 | 0 | 0 | 1 | 1 | 5 | 0.167 |
| Outcome 7 points or less | 1 | 0 | 1 | 0 | 0 | 1 | 0 | 0 | 1 | 1 | 1 | 0 | 0 | 0 | 2 | 1 | 6 | 3 | 0.667 |
| Outcome 3 points or less | 0 | 0 | 1 | 0 | 0 | 1 | 0 | 0 | 1 | 1 | 1 | 0 | 0 | 0 | 1 | 0 | 4 | 2 | 0.667 |
| In Overtime | 0 | 0 | 0 | 0 | 0 | 0 | 0 | 0 | 0 | 0 | 1 | 0 | 0 | 0 | 0 | 0 | 1 | 0 | 1.000 |
| Score 20 or more points | 2 | 1 | 1 | 0 | 0 | 0 | 0 | 0 | 1 | 0 | 1 | 1 | 0 | 0 | 2 | 0 | 7 | 2 | 0.778 |
| Allow 20 or fewer points | 2 | 0 | 0 | 0 | 0 | 1 | 0 | 1 | 1 | 1 | 0 | 0 | 0 | 0 | 3 | 0 | 6 | 3 | 0.667 |
| Outgain opponent | 0 | 0 | 1 | 0 | 0 | 1 | 0 | 0 | 1 | 0 | 1 | 0 | 0 | 1 | 1 | 0 | 4 | 2 | 0.667 |
| Out-rush opponent | 2 | 0 | 1 | 0 | 0 | 1 | 0 | 1 | 1 | 0 | 1 | 1 | 0 | 1 | 3 | 1 | 8 | 5 | 0.615 |
| Out-pass opponent | 0 | 0 | 0 | 0 | 0 | 1 | 0 | 0 | 0 | 0 | 1 | 0 | 0 | 1 | 0 | 0 | 1 | 2 | 0.333 |
| + Turnover Margin | 2 | 0 | 0 | 0 | 0 | 0 | 0 | 0 | 0 | 0 | 0 | 0 | 0 | 0 | 1 | 0 | 3 | 0 | 1.000 |
| Even turnover margin | 0 | 1 | 0 | 1 | 0 | 0 | 0 | 0 | 0 | 1 | 0 | 0 | 0 | 0 | 1 | 1 | 1 | 4 | 0.200 |
| - Turnover margin | 0 | 0 | 1 | 0 | 0 | 1 | 0 | 1 | 1 | 0 | 1 | 1 | 0 | 1 | 1 | 0 | 4 | 4 | 0.500 |
| Titans 300+ yards | 1 | 0 | 1 | 0 | 0 | 1 | 0 | 0 | 1 | 0 | 1 | 1 | 0 | 1 | 1 | 1 | 5 | 4 | 0.556 |
| Titans -300 yards | 1 | 1 | 0 | 1 | 0 | 0 | 0 | 1 | 0 | 1 | 0 | 0 | 0 | 0 | 2 | 0 | 3 | 4 | 0.429 |
| Titans 30+ rushes | 2 | 0 | 1 | 0 | 0 | 0 | 0 | 1 | 1 | 0 | 1 | 1 | 0 | 1 | 3 | 1 | 8 | 4 | 0.667 |
| Titans -30 rushes | 0 | 1 | 0 | 1 | 0 | 1 | 0 | 0 | 0 | 1 | 0 | 0 | 0 | 0 | 0 | 0 | 0 | 4 | 0.000 |
| Time of poss. 30:00 + | 1 | 1 | 1 | 0 | 0 | 1 | 0 | 0 | 1 | 1 | 1 | 1 | 0 | 1 | 3 | 1 | 7 | 6 | 0.538 |
| Time of poss. - 30:00 | 1 | 0 | 0 | 1 | 0 | 0 | 0 | 1 | 0 | 0 | 0 | 0 | 0 | 0 | 0 | 0 | 1 | 2 | 0.000 |
| Have 100-yard rusher | 2 | 0 | 1 | 0 | 0 | 0 | 0 | 0 | 0 | 0 | 0 | 0 | 0 | 0 | 2 | 0 | 5 | 0 | 1.000 |
| (E. George) | - | - | - | - | - | - | - | - | 0 | 0 | 0 | 0 | 0 | 0 | 2 | 0 | 2 | 0 | 1.000 |
| (D. Henry) | 2 | 0 | 1 | 0 | - | - | - | - | - | - | - | - | - | - | - | - | 3 | 0 | 1.000 |
| Have 100-yard receiver | 0 | 0 | 0 | 0 | 0 | 1 | 0 | 0 | 0 | 0 | 1 | 0 | 0 | 0 | 0 | 0 | 1 | 1 | 0.500 |
| (Gage) | - | - | - | - | 0 | 1 | 0 | 0 | - | - | - | - | - | - | - | - | 0 | 1 | 0.000 |
| (Wycheck) | - | - | - | - | - | - | - | - | 0 | 0 | 1 | 0 | 0 | 0 | 0 | 0 | 1 | 0 | 1.000 |
| Have 300-yard passer | 0 | 0 | 0 | 0 | 0 | 0 | 0 | 0 | 0 | 0 | 1 | 0 | 0 | 0 | 0 | 0 | 1 | 0 | 1.000 |
| (McNair) | - | - | - | - | - | - | - | - | 0 | 0 | 1 | 0 | 0 | 0 | 0 | 0 | 1 | 0 | 1.000 |
| Oppon. 100-yard rusher | 1 | 0 | 0 | 0 | 0 | 0 | 0 | 0 | 0 | 0 | 0 | 0 | 0 | 0 | 1 | 0 | 2 | 0 | 1.000 |
| Oppon. 100-yard receiver | 1 | 1 | 0 | 1 | 0 | 0 | 0 | 1 | 0 | 0 | 0 | 0 | 0 | 0 | 0 | 0 | 1 | 3 | 0.000 |
| Oppon. 300-yard passer | 1 | 0 | 0 | 1 | 0 | 0 | 0 | 0 | 0 | 0 | 0 | 0 | 0 | 0 | 0 | 0 | 1 | 1 | 0.000 |

2019 TENNESSEE TITANS PLAYOFF SUPERLATIVES

TITANS

| | | |
|------------------------------|-----|---|
| LONGEST RUN FROM SCRIMMAGE: | 66 | by Derrick Henry at Baltimore, 1/11 |
| LONGEST PASS COMPLETION: | 45t | by Ryan Tannehill to Kalif Raymond at Baltimore, 1/11 |
| LONGEST PUNT RETURN: | 9 | by Kalif Raymond at Kansas City, 1/19 |
| LONGEST KICKOFF RETURN: | 22 | Twice, last by Kalif Raymond at Kansas City, 1/19 |
| LONGEST INTERCEPTION RETURN: | 31 | by Kevin Byard at Baltimore, 1/11 |
| LONGEST PUNT: | 63 | by Brett Kern at Baltimore, 1/11 |
| LONGEST FIELD GOAL: | 30 | by Greg Joseph at Kansas City, 1/19 |
| MOST RUSHING ATTEMPTS: | 34 | by Derrick Henry at New England, 1/4 |
| MOST YARDS RUSHING: | 195 | by Derrick Henry at Baltimore, 1/11 |
| MOST PASSES ATTEMPTED: | 31 | by Ryan Tannehill at Kansas City, 1/19 |
| MOST YARDS PASSING: | 209 | by Ryan Tannehill at Kansas City, 1/19 |
| MOST PASSES CAUGHT: | 5 | by Corey Davis at Kansas City, 1/19 |
| MOST YARDS ON RECEPTIONS: | 65 | by Corey Davis at Kansas City, 1/19 |
| MOST TOUCHDOWN PASSES: | 2 | Twice, last by Ryan Tannehill at Kansas City, 1/19 |
| MOST INTERCEPTIONS THROWN: | 1 | by Ryan Tannehill at New England, 1/4 |
| MOST RUSHING TOUCHDOWNS: | 1 | Three times, last by Derrick Henry at Kansas City, 1/19 |
| MOST TOUCHDOWN RECEPTIONS: | 1 | Six times, last by Anthony Firkser at Kansas City, 1/19 |

OPPONENTS

| | | |
|------------------------------|-----|---|
| LONGEST RUN FROM SCRIMMAGE: | 30 | by Lamar Jackson at Baltimore, 1/11 |
| LONGEST PASS COMPLETION: | 60t | by Patrick Mahomes to Sammy Watkins at Kansas City, 1/19 |
| LONGEST PUNT RETURN: | 23 | by Mohamed Sanu Sr. at New England, 1/4 |
| LONGEST KICKOFF RETURN: | 35 | by Mecole Hardman at Kansas City, 1/19 |
| LONGEST INTERCEPTION RETURN: | 0 | by Duron Harmon at New England, 1/4 |
| LONGEST PUNT: | 61 | by Jake Bailey at New England, 1/4 |
| LONGEST FIELD GOAL: | 49 | by Justin Tucker at Baltimore, 1/11 |
| MOST RUSHING ATTEMPTS: | 20 | by Lamar Jackson at Baltimore, 1/11 |
| MOST YARDS RUSHING: | 143 | by Lamar Jackson at Baltimore, 1/11 |
| MOST PASSES ATTEMPTED: | 59 | by Lamar Jackson at Baltimore, 1/11 |
| MOST YARDS PASSING: | 365 | by Lamar Jackson at Baltimore, 1/11 |
| MOST PASSES CAUGHT: | 7 | Twice, last by Sammy Watkins at Kansas City, 1/19 |
| MOST YARDS ON RECEPTIONS: | 126 | by Marquise Brown at Baltimore, 1/11 |
| MOST TOUCHDOWN PASSES: | 3 | by Patrick Mahomes at Kansas City, 1/19 |
| MOST INTERCEPTIONS THROWN: | 2 | by Lamar Jackson at Baltimore, 1/11 |
| MOST RUSHING TOUCHDOWNS: | 1 | Three times, last by Damien Williams at Kansas City, 1/19 |
| MOST TOUCHDOWN RECEPTIONS: | 2 | by Tyreek Hill at Kansas City, 1/19 |

TEAM HIGHS AND LOWS

| | <u>HIGH</u> | | <u>LOW</u> | |
|----------------------|-------------|---------------------------------|------------|----------------------------------|
| POINTS: | 28 | at Baltimore, 1/11 | 20 | at New England, 1/4 |
| FIRST DOWNS: | 20 | at Kansas City, 1/19 | 15 | at Baltimore, 1/11 |
| NET RUSHING YARDS: | 217 | at Baltimore, 1/11 | 85 | at Kansas City, 1/19 |
| NET PASSING YARDS: | 210 | at Kansas City, 1/19 | 71 | at New England, 1/4 |
| TOTAL OFFENSE: | 300 | at Baltimore, 1/11 | 272 | at New England, 1/4 |
| TOTAL PLAYS: | 58 | at Kansas City, 1/19 | 53 | at Baltimore, 1/11 |
| RUSHING ATTEMPTS: | 40 | at New England, 1/4 | 23 | at Kansas City, 1/19 |
| PASSING ATTEMPTS: | 32 | at Kansas City, 1/19 | 15 | at Baltimore, 1/11 |
| PASSES COMPLETED: | 22 | at Kansas City, 1/19 | 8 | at Baltimore, 1/11 |
| PASSES HAD INT.: | 1 | at New England, 1/4 | 0 | Twice, last at Kansas City, 1/19 |
| FUMBLES LOST: | 0 | Three times, last at K.C., 1/19 | 0 | Three times, last at K.C., 1/19 |
| NUMBER OF PENALTIES: | 8 | at Kansas City, 1/19 | 5 | Twice, last at Baltimore, 1/11 |
| YARDS PENALIZED: | 85 | at Kansas City, 1/19 | 20 | at Baltimore, 1/11 |
| TIME OF POSSESSION: | 31:09 | at New England, 1/4 | 27:54 | at Baltimore, 1/11 |

OPPONENT HIGHS AND LOWS

| | <u>HIGH</u> | | <u>LOW</u> |
|----------------------|-------------|--------------------------------|---------------------------|
| POINTS: | 35 | at Kansas City, 1/19 | 12 at Baltimore, 1/11 |
| FIRST DOWNS: | 29 | at Baltimore, 1/11 | 18 at New England, 1/4 |
| NET RUSHING YARDS: | 185 | at Baltimore, 1/11 | 98 at New England, 1/4 |
| NET PASSING YARDS: | 345 | at Baltimore, 1/11 | 209 at New England, 1/4 |
| TOTAL OFFENSE: | 530 | at Baltimore, 1/11 | 307 at New England, 1/4 |
| TOTAL PLAYS: | 92 | at Baltimore, 1/11 | 59 at New England, 1/4 |
| RUSHING ATTEMPTS: | 29 | at Baltimore, 1/11 | 22 at New England, 1/4 |
| PASSING ATTEMPTS: | 59 | at Baltimore, 1/11 | 35 at Kansas City, 1/19 |
| PASSES COMPLETED: | 31 | at Baltimore, 1/11 | 20 at New England, 1/4 |
| PASSES HAD INT.: | 2 | at Baltimore, 1/11 | 0 at Kansas City, 1/19 |
| FUMBLES LOST: | 1 | Twice, last at Baltimore, 1/11 | 0 at Kansas City, 1/19 |
| NUMBER OF PENALTIES: | 9 | at Kansas City, 1/19 | 3 at New England, 1/4 |
| YARDS PENALIZED: | 61 | at Kansas City, 1/19 | 28 at New England, 1/4 |
| TIME OF POSSESSION: | 32:06 | at Baltimore, 1/11 | 28:51 at New England, 1/4 |

LONGEST 2019 SCORING DRIVES

| | | | |
|-------------|----------|------|--|
| Most Plays: | Titans | 15 | at Kansas City, 1/19, 75 yards, 9:07, TD |
| | Opponent | 14 | at Baltimore, 1/11, 91 yards, 2:32, FG |
| Most Yards: | Titans | 81 | at Baltimore, 1/11, 6 plays, 3:01, TD |
| | Opponent | 91 | at Baltimore, 1/11, 14 plays, 2:32, FG |
| Most Time: | Titans | 9:07 | at Kansas City, 1/19, 15 plays, 75 yards, TD |
| | Opponent | 7:08 | at Kansas City, 1/19, 13 plays, 73 yards, TD |

BIG PLAYS (30 OR MORE YARDS)

TITANS BIG PLAYS

1. 45 -yard touchdown pass from Ryan Tannehill to Kalif Raymond at Baltimore, 1/11
2. 66 -yard run by Derrick Henry at Baltimore, 1/11
3. 37 -yard pass from Ryan Tannehill to A.J. Brown at Kansas City, 1/19

OPPONENTS BIG PLAYS

1. 30 -yard pass from Lamar Jackson to Marquise Brown at Baltimore, 1/11
2. 38 -yard pass from Lamar Jackson to Marquise Brown at Baltimore, 1/11
3. 30 -yard run by Lamar Jackson at Baltimore, 1/11
4. 60 -yard touchdown pass from Patrick Mahomes to Sammy Watkins at Kansas City, 1/19

TURNOVER ANALYSIS

PLUS-MINUS TURNOVER RATIO

| | <u>Takeaways</u> | <u>Turnovers</u> | <u>Ratio</u> |
|-------------------------|------------------|------------------|--------------|
| 1 st Half | 1 | 0 | +1 |
| 1 st quarter | 1 | 0 | +1 |
| 2 nd quarter | 0 | 0 | 0 |
| 2 nd Half | 4 | 1 | +3 |
| 3 rd quarter | 2 | 0 | +2 |
| 4 th quarter | 2 | 1 | +1 |
| Overtime | 0 | 0 | 0 |
| Totals | 5 | 1 | +4 |

GAME-BY-GAME TURNOVER RATIO

| <u>Date</u> | <u>Opponent</u> | <u>Takeaways</u> | <u>Turnovers</u> | <u>Ratio</u> | <u>Result</u> |
|-------------|-----------------|------------------|------------------|--------------|---------------|
| 1/4 | at New England | 2 | 1 | +1 | W |
| 1/11 | at Baltimore | 3 | 0 | +3 | W |
| 1/19 | at Kansas City | 0 | 0 | 0 | L |

FUMBLES

| <u>Player</u> | <u>Fumbles</u> | <u>Lost</u> |
|----------------|----------------|-------------|
| Ryan Tannehill | 2 | 0 |
| TOTALS | 2 | 0 |
| OPPONENTS | 4 | 2 |

INACTIVE PLAYERS

| <u>Date</u> | <u>Opponent</u> | <u>Inactive Players</u> |
|-------------|-----------------|--|
| 1/4 | at New England | Gilbert, Hollister, Humphries, Ivie, Mack, Pamphile, Raymond |
| 1/11 | at Baltimore | J. Brown, R. Davis, Hollister, Humphries, Ivie, Mack, Pamphile |
| 1/19 | at Kansas City | R. Davis, Gilbert, Hollister, Ivie, Jennings, Mack, Pamphile |

DRIVE ENGINEERING

TITANS

| QB | Game | Drives Started | Drives Ended By . . . | | | | | | | | | Points | Points/ | Drive |
|------------------|-------------|-------------------|-----------------------|----|-----|-----|-----|-----|-----|----|-----|--------|---------|-------|
| | | | TD | FG | FGA | PNT | DWN | TRN | SAF | GM | HLF | Yield | Drive | Eff. |
| Tannehill | 1/4 at NE | 9 | 2 | 0 | 0 | 6 | 0 | 1 | 0 | 0 | 0 | 14 | 1.6 | 22.2% |
| | 1/11 at BAL | 11 | 4 | 0 | 0 | 6 | 0 | 0 | 0 | 1 | 0 | 28 | 2.5 | 36.4% |
| | 1/19 at KC | 9 | 3 | 1 | 1 | 3 | 1 | 0 | 0 | 0 | 1 | 24 | 2.7 | 44.4% |
| TANNEHILL TOTALS | | 29 | 9 | 1 | 1 | 15 | 1 | 1 | 0 | 1 | 1 | 66 | 2.3 | 34.5% |
| TEAM TOTALS | | 29 | 9 | 1 | 1 | 15 | 1 | 1 | 0 | 1 | 1 | 66 | 2.3 | 34.5% |

OPPONENTS

| QB | Game | Drives Started | Drives Ended By . . . | | | | | | | | | Points | Points/ | Drive |
|------------------|-------------|-------------------|-----------------------|----|-----|-----|-----|-----|-----|----|-----|--------|---------|-------|
| | | | TD | FG | FGA | PNT | DWN | TRN | SAF | GM | HLF | Yield | Drive | Eff. |
| Brady | 1/4 at NE | 11 | 1 | 2 | 2 | 5 | 1 | 2 | 0 | 0 | 0 | 13 | 1.2 | 27.3% |
| Jackson | 1/11 at BAL | 11 | 1 | 2 | 2 | 1 | 4 | 3 | 0 | 0 | 0 | 12 | 1.1 | 27.3% |
| Mahomes | 1/19 at KC | 9 | 5 | 0 | 0 | 3 | 0 | 0 | 0 | 1 | 0 | 35 | 3.9 | 55.6% |
| OPPONENTS TOTALS | | 31 | 7 | 4 | 4 | 9 | 5 | 5 | 0 | 1 | 0 | 60 | 1.9 | 35.5% |

THIRD DOWN EFFICIENCY

TITANS

| THIRD DOWN AND ... | | | | | | | | | | | | | | | | | | | | | | | |
|--------------------|------|------|------|------|------|------|------|------|------|------|------|------|------|------|------|------|------|------|------|------|-------|------|------|
| | 1 | | 2 | | 3 | | 4 | | 5 | | 6 | | 7 | | 8 | | 9 | | 10+ | | TOTAL | | |
| Game | Made | Att. | Made | Att. | Made | Att. | Made | Att. | Made | Att. | Made | Att. | Made | Att. | Made | Att. | Made | Att. | Made | Att. | Made | Att. | PCT. |
| 1/4 at NE | 2 | 2 | 1 | 1 | 0 | 2 | 0 | 0 | 1 | 1 | 0 | 0 | 0 | 0 | 1 | 2 | 0 | 2 | 1 | 2 | 6 | 12 | 50.0 |
| 1/11 at BAL | 3 | 3 | 1 | 1 | 1 | 1 | 0 | 1 | 0 | 2 | 1 | 2 | 0 | 0 | 0 | 0 | 0 | 0 | 1 | 3 | 7 | 13 | 53.8 |
| 1/19 at KC | 1 | 1 | 1 | 2 | 0 | 0 | 0 | 0 | 0 | 0 | 0 | 2 | 1 | 2 | 0 | 0 | 0 | 1 | 0 | 2 | 3 | 10 | 30.0 |
| TOTALS | 6 | 6 | 3 | 4 | 1 | 3 | 0 | 1 | 1 | 3 | 1 | 4 | 1 | 2 | 1 | 2 | 0 | 3 | 2 | 7 | 16 | 35 | 45.7 |

| | Made | Att. | Pct. |
|------------------------------|------|------|------|
| Titans third down and 1 - 4: | 10 | 14 | 71.4 |
| Titans third down and 5 - 9: | 4 | 14 | 28.6 |
| Titans third down and 10+ : | 2 | 7 | 28.6 |

OPPONENTS

| THIRD DOWN AND ... | | | | | | | | | | | | | | | | | | | | | | | |
|--------------------|------|------|------|------|------|------|------|------|------|------|------|------|------|------|------|------|------|------|------|------|-------|------|------|
| | 1 | | 2 | | 3 | | 4 | | 5 | | 6 | | 7 | | 8 | | 9 | | 10+ | | TOTAL | | |
| Game | Made | Att. | Made | Att. | Made | Att. | Made | Att. | Made | Att. | Made | Att. | Made | Att. | Made | Att. | Made | Att. | Made | Att. | Made | Att. | PCT. |
| 1/4 at NE | 0 | 2 | 3 | 3 | 0 | 2 | 0 | 1 | 0 | 0 | 1 | 2 | 0 | 0 | 0 | 0 | 0 | 0 | 1 | 3 | 5 | 13 | 38.5 |
| 1/11 at BAL | 3 | 3 | 1 | 2 | 1 | 1 | 1 | 1 | 0 | 3 | 1 | 1 | 0 | 0 | 0 | 1 | 0 | 0 | 4 | 6 | 11 | 18 | 61.1 |
| 1/19 at KC | 1 | 1 | 1 | 1 | 2 | 2 | 1 | 1 | 0 | 0 | 1 | 1 | 0 | 0 | 0 | 1 | 0 | 0 | 0 | 3 | 6 | 10 | 60.0 |
| TOTALS | 4 | 6 | 5 | 6 | 3 | 5 | 2 | 3 | 0 | 3 | 3 | 4 | 0 | 0 | 0 | 1 | 0 | 1 | 5 | 12 | 22 | 41 | 53.7 |

| | Made | Att. | Pct. |
|---------------------------------|------|------|------|
| Opponents third down and 1 - 4: | 14 | 20 | 70.0 |
| Opponents third down and 5 - 9: | 3 | 9 | 33.3 |
| Opponents third down and 10+ : | 5 | 12 | 41.7 |

INSIDE THE 20 EFFICIENCY

| Game | Results | Total | | | | | | | | | | Total Points | Scoring Eff. | TD Eff. |
|------------------------|---------|--------------|----|----|-----|-----|-----|-----|----|-----|------|-----------------|-----------------|------------|
| | | Succ. / Att. | TD | FG | FGA | Int | Fum | Dwn | Gm | Hlf | Punt | | | |
| 1/4 at NE | | | | | | | | | | | | | | |
| Titans: 7 7 | | 2 / 2 | 2 | 0 | 0 | 0 | 0 | 0 | 0 | 0 | 0 | 14 | 100.0% | 100.0% |
| Opponents: 3 7 3 | | 3 / 3 | 1 | 2 | 2 | 0 | 0 | 0 | 0 | 0 | 0 | 13 | 100.0% | 33.3% |
| 1/11 at BAL | | | | | | | | | | | | | | |
| Titans: 7 7 7 | | 3 / 3 | 3 | 0 | 0 | 0 | 0 | 0 | 0 | 0 | 0 | 21 | 100.0% | 100.0% |
| Opponents: 3 Dwn 7 Dwn | | 2 / 4 | 1 | 1 | 1 | 0 | 0 | 2 | 0 | 0 | 0 | 10 | 50.0% | 25.0% |
| 1/19 at KC | | | | | | | | | | | | | | |
| Titans: 3 7 7 | | 3 / 3 | 2 | 1 | 1 | 0 | 0 | 0 | 0 | 0 | 0 | 17 | 100.0% | 66.7% |
| Opponents: 7 7 Gm | | 2 / 3 | 2 | 0 | 0 | 0 | 0 | 0 | 1 | 0 | 0 | 14 | 66.7% | 66.7% |
| TOTALS | | | | | | | | | | | | | | |
| Titans: | | 8 / 8 | 7 | 1 | 1 | 0 | 0 | 0 | 0 | 0 | 0 | 52 | 100.0% | 87.5% |
| Opponents: | | 7 / 10 | 4 | 3 | 3 | 0 | 0 | 2 | 1 | 0 | 0 | 37 | 70.0% | 40.0% |

GOAL-TO-GO SITUATIONS

| Game | Results | Total | | | | | | | | | | Total Points | Scoring Eff. | TD Eff. |
|---------------|---------|--------------|----|----|-----|-----|-----|-----|----|-----|------|-----------------|-----------------|------------|
| | | Succ. / Att. | TD | FG | FGA | Int | Fum | Dwn | Gm | Hlf | Punt | | | |
| 1/4 at NE | | | | | | | | | | | | | | |
| Titans: | 7 | 1 / 1 | 1 | 0 | 0 | 0 | 0 | 0 | 0 | 0 | 0 | 7 | 100.0% | 100.0% |
| Opponents: | 7 3 | 2 / 2 | 1 | 1 | 1 | 0 | 0 | 0 | 0 | 0 | 0 | 10 | 100.0% | 50.0% |
| 1/11 at BAL | | | | | | | | | | | | | | |
| Titans: | 7 7 7 | 3 / 3 | 3 | 0 | 0 | 0 | 0 | 0 | 0 | 0 | 0 | 21 | 100.0% | 100.0% |
| Opponents: | 3 | 1 / 1 | 0 | 1 | 1 | 0 | 0 | 0 | 0 | 0 | 0 | 3 | 100.0% | 0.0% |
| 1/19 at KC | | | | | | | | | | | | | | |
| Titans: | 7 7 | 2 / 2 | 2 | 0 | 0 | 0 | 0 | 0 | 0 | 0 | 0 | 14 | 100.0% | 100.0% |
| Opponents: | 7 7 | 2 / 2 | 2 | 0 | 0 | 0 | 0 | 0 | 0 | 0 | 0 | 14 | 100.0% | 100.0% |
| TOTALS | | | | | | | | | | | | | | |
| Titans: | | 6 / 6 | 6 | 0 | 0 | 0 | 0 | 0 | 0 | 0 | 0 | 42 | - | - |
| Opponents: | | 5 / 5 | 3 | 2 | 2 | 0 | 0 | 0 | 0 | 0 | 0 | 27 | 100.0% | 60.0% |

TAKEAWAYS & GIVEAWAYS

TITANS TAKEAWAYS

| Game | Qtr | Scrim. | Player | Turnover | Caused by | Takeaway | at | Ret. | Yds. | Results | Pts. |
|-------------|-----|--------|------------|--------------|-----------|------------|--------|------|------|-----------|------|
| 1/4 at NE | 4 | NE 1 | T. Brady | Interception | T. Brock | L. Ryan | NE 9 | 9 | | Touchdown | 6 |
| 1/4 at NE | 4 | TEN 35 | J. White | Fumble | | J. Kalu | NE 4 | 0 | | Game | 0 |
| 1/11 at BAL | 1 | TEN 36 | L. Jackson | Interception | | K. Byard | 50 | 31 | | Touchdown | 7 |
| 1/11 at BAL | 3 | BAL 25 | L. Jackson | Fumble | J. Casey | J. Simmons | BAL 20 | 0 | | Touchdown | 7 |
| 1/11 at BAL | 3 | TEN 31 | L. Jackson | Interception | | K. Vaccaro | TEN 24 | 3 | | Punt | 0 |

Takeaway Postseason Totals:

| Takeaways resulted in ... | | | | | | | | | | | |
|---------------------------|----|----|---------|------|-------|------|------|------|------|------|------|
| No. | TD | FG | FG Att. | Punt | Downs | Int. | Fum. | Saf. | Game | Half | Pts. |
| 5 | 3 | 0 | 0 | 1 | 0 | 0 | 0 | 0 | 1 | 0 | 20 |

TITANS GIVEAWAYS

| Game | Qtr | Scrim. | Player | Turnover | Caused by | Takeaway | at | Ret. | Yds. | Results | Pts. |
|-----------|-----|--------|--------------|--------------|-----------|-----------|-------|------|------|---------|------|
| 1/4 at NE | 4 | TEN 32 | R. Tannehill | Interception | | D. Harmon | NE 41 | 0 | | Punt | 0 |

Giveaway Postseason Totals:

| Giveaways resulted in ... | | | | | | | | | | | |
|---------------------------|----|----|---------|------|-------|------|------|------|------|------|------|
| No. | TD | FG | FG Att. | Punt | Downs | Int. | Fum. | Saf. | Game | Half | Pts. |
| 1 | 0 | 0 | 0 | 1 | 0 | 0 | 0 | 0 | 0 | 0 | 0 |

FIRST DOWNS EARNED

Total first downs earned (parentheses indicates number earned on third or fourth down)

| NAME | RUSHING | PASSING | RECEIVING | PENALTY | TOTAL |
|----------------------|---------------|----------------|----------------|--------------|----------------|
| Ryan Tannehill | 5 (5) | 21 (8) | | | 26 (13) |
| Derrick Henry | 21 (3) | 1 (1) | 1 | | 23 (4) |
| PENALTY | | | | 5 (3) | 5 (3) |
| Corey Davis | | | 5 (1) | | 5 (1) |
| Adam Humphries | | | 3 (3) | | 3 (3) |
| Anthony Firkser | | | 3 (2) | | 3 (2) |
| A.J. Brown | | | 3 (1) | | 3 (1) |
| Jonnu Smith | | | 2 (1) | | 2 (1) |
| Dion Lewis | | | 1 (1) | | 1 (1) |
| Brett Kern | | 1 (1) | | | 1 (1) |
| Amani Hooker | | | 1 (1) | | 1 (1) |
| Dennis Kelly | | | 1 | | 1 () |
| MyCole Pruitt | | | 1 | | 1 () |
| Kalif Raymond | | | 1 | | 1 () |
| Tajaé Sharpe | | | 1 | | 1 () |
| TITANS TOTALS | 26 (8) | 23 (10) | 23 (10) | 5 (3) | 77 (31) |

Note: One first down awarded to both passer and receiver on passes resulting in first down.

KICKOFF ANALYSIS

TITANS

| JOSEPH | No. | No. In EZ | TB | Opp. Ret. | Ret. Yds. | Ret. Avg. | FC | Squib | Out of Bounds | Onside Rec. / Att. |
|----------------------|-----------|--------------|----------|--------------|--------------|--------------|----------|----------|------------------|-----------------------|
| 1/4 at NE | 4 | 3 | 3 | 1 | 10 | 10.0 | 0 | 1 | 0 | 0 / 0 |
| 1/11 at BAL | 5 | 3 | 2 | 3 | 71 | 23.7 | 0 | 0 | 0 | 0 / 0 |
| 1/19 at KC | 5 | 1 | 0 | 5 | 105 | 21.0 | 0 | 0 | 0 | 0 / 0 |
| JOSEPH TOTALS | 14 | 7 | 5 | 9 | 186 | 20.7 | 0 | 1 | 0 | 0 / 0 |

OPPONENTS

| | No. | No. In EZ | TB | Titans Ret. | Ret. Yds. | Ret. Avg. | FC | Squib | Out of Bounds | Onside Rec. / Att. |
|---------------|-----------|--------------|----------|----------------|--------------|--------------|----------|----------|------------------|-----------------------|
| 1/4 at NE | 4 | 3 | 2 | 2 | 40 | 20.0 | 0 | 0 | 0 | 0 / 0 |
| 1/11 at BAL | 3 | 2 | 1 | 2 | 27 | 13.5 | 0 | 0 | 0 | 0 / 0 |
| 1/19 at KC | 6 | 3 | 2 | 4 | 61 | 15.3 | 0 | 1 | 0 | 0 / 0 |
| TOTALS | 13 | 8 | 5 | 8 | 128 | 16.0 | 0 | 1 | 0 | 0 / 0 |

INSTANT REPLAY ANALYSIS

CHALLENGES BY TITANS

| Game | Qtr | Time | Dwn | Dist | Play | Review Result | Explanation |
|-------------|-----|------|-----|------|--------|---------------|-------------|
| 1/4 at NE | | | | | (none) | | |
| 1/11 at BAL | | | | | (none) | | |
| 1/19 at KC | | | | | (none) | | |

Total challenges by Titans: 0

Calls reversed: 0

CHALLENGES BY OPPONENTS

| Game | Qtr | Time | Dwn | Dist | Play | Review Result | Explanation |
|-------------|-----|-------|-----|------|--|---------------|--|
| 1/4 at NE | | | | | (none) | | |
| 1/11 at BAL | | | | | (none) | | |
| 1/19 at KC | 3 | 12:58 | 3 | 3 | P. Mahomes pass incomplete to S. Watkins | Reversed | S. Watkins secured 5-yard catch along sideline |

Total challenges by Opponents: 1

Calls reversed: 1

CHALLENGES BY REVIEW ASSISTANT

| Game | Qtr | Time | Dwn | Dist | Play | Review Result | Explanation |
|-------------|-----|------|-----|------|---|---------------|--|
| 1/4 at NE | 2 | :47 | 1 | 10 | R. Tannehill 22-yard pass to D. Henry to TEN 1 | Upheld | Henry ruled out of bounds before crossing goalline |
| 1/11 at BAL | 1 | 3:42 | 3 | 12 | R. Tannehill 12-yard touchdown pass to J. Smith | Upheld | J. Smith secured the catch in corner of endzone |
| 1/19 at KC | 1 | 8:40 | 2 | 5 | R. Tannehill pass intercepted by B. Breeland | Reversed | B. Breeland did not secure the interception |

Total reviews by Assistant: 3

Calls reversed: 1



TENNESSEE
TITANS

UPDATED BIOS



53 DAREN BATES

LINEBACKER • 5'11" • 225 LBS • COLLEGE: AUBURN

ACQUIRED: UNRESTRICTED FREE AGENT (OAKLAND) - 2017

NFL EXPERIENCE (NFL/TITANS): 7/3 • HOMETOWN: OLIVE BRANCH, MISS.

GAMES PLAYED/GAMES STARTED: 105/0 (PLAYOFFS: 6/0)



Captain: 2018

PRO: Daren Bates is an athletic linebacker that has excelled on special teams coverage units during his NFL career. He joined the Titans in 2017 after spending time with the St. Louis Rams and Oakland Raiders. In 2018, he was named a Titans special teams captain for the first time. Bates, a former rookie free agent, will once again look to make his biggest impact as a core member of the Titans' special teams units and provide veteran depth in the linebacking corps.

CAREER HIGHLIGHTS:

- In 2018, Bates was a team captain (special teams) for the first time and tallied 10 special teams tackles.
- In 2017, Bates set a career high and ranked second on the team with 16 special teams tackles.
- Bates registered back-to-back seasons (2014-2015) of double-digit special teams tackles as a member of the St. Louis Rams.

TITANS TIDBITS:

- In 2018, Bates and NFL defensive end Armonty Bryant opened AstroKids Gym in Austin, Texas. The facility offers children's classes and camps based upon proprioceptive learning.
- Bates is a Memphis native and a huge Memphis Grizzlies fan.
- For the My Cause, My Cleats campaign, Bates has worn specially designed cleats featuring the words "American Heart Association" to raise awareness for the organization's life-saving mission. His mother, Weslynn Bates, was a heart transplant recipient and lived some wonderful years following her surgery. She sadly passed away in 2015 at the age of 56.
- Bates is a tattoo enthusiast and has 107 tattoos.

CAREER TRANSACTIONS:

- The Memphis, Tenn., native was originally signed by St. Louis Rams as an undrafted free agent on May 9, 2013.
- Signed by Oakland Raiders as a free agent on March 14, 2016.
- Signed by the Titans as an unrestricted free agent on March 11, 2017.

SEASON RECAPS:

2019 (13/0, 3/0 - Tennessee): Played in 13 games and led the team with 11 special teams tackles. Also registered a tackle on defense and a forced fumble with a fumble recovery on special teams. Was inactive for three contests. Appeared in all three postseason games and collected two special teams stops. Led or tied for the team lead in special teams tackles seven times in 2019 (at JAX, vs. TB, at CAR, vs. KC, vs. JAX, at IND, at HOU). Played in his 100th career regular season contest against Tampa Bay (10/27/19).

- At Cleveland (9/8), saw action as a reserve on special teams and as a fullback on the goalline. Collected a solo tackle at linebacker late in the game.
- Against Indianapolis (9/15), registered a special teams tackle on coverage units.
- At Jacksonville (9/19), tied for the team lead with a special teams stop.
- At Atlanta (9/29), saw action on special teams.
- Against Buffalo (10/6), played as a reserve on special teams.
- At Denver (10/13), saw action as a reserve on special teams.
- Against L.A. Chargers (10/20), played as a reserve on special teams.
- Against Tampa Bay (10/27), saw action as a reserve on special teams in his 100th career regular season game and collected a tackle on coverage units.
- At Carolina (11/3), played as a reserve on special teams and tied for the team lead with two tackles on coverage units.
- Against Kansas City (11/10), saw action as a reserve on special teams

and registered a tackle on coverage units.

- Against Jacksonville (11/24), played as a reserve on special teams and led the team with three special teams tackles, including a forced fumble and fumble recovery on kickoff coverage. Set up the Titans' fourth touchdown by stonewalling Michael Walker on a kickoff, while forcing and recovering a fumble at the Jaguars' seven-yard line in the third quarter.
- At Indianapolis (12/1), saw action as a reserve on special teams before leaving the game in the second quarter with an injury. Tied for the team lead with a special teams tackle on coverage units.
- At Oakland (12/8), was inactive.
- Against Houston (12/15), was inactive.
- Against New Orleans (12/22), was inactive.
- At Houston (12/29), returned to the lineup as a reserve on special teams and tied for the team lead with a special teams stop.
- At New England (1/4), saw action on special teams.
- At Baltimore (1/11), played as a reserve on special teams and collected a tackle on coverage units.
- At Kansas City (1/19), saw action as a reserve on special teams and notched a tackle on coverage units.

2018 (16/0 - Tennessee): Appeared in all 16 games and ranked second on the team with 10 special teams tackles. Notched six tackles on defense. Led the team in special teams tackles twice in 2018 (at MIA, vs. BAL).

- At Miami (9/9), led the team with two special teams tackles.
- At Buffalo (10/7), played as a reserve at inside linebacker and on special teams.
- Against Baltimore (10/14), saw action as a reserve at linebacker and amassed a career-best three tackles. Led the teams with three special teams tackles on coverage units.
- Against New England (11/11), played as a reserve on special teams and limited snaps at linebacker. Notched three tackles on defense late in the fourth quarter.
- At N.Y. Giants (12/16), collected two tackles on coverage units.

2017 (16/0, 2/0 - Tennessee): Saw action in all 16 games primarily on special teams in his first season with the Titans. Ranked second on the team with a career-best 16 special teams tackles. Played in both postseason contests and notched two special teams tackles. Led or tied for the team lead in special teams tackles four times in 2017 (vs. SEA, at MIA, vs. BAL, at PIT).

- Against Oakland (9/10), saw action as a reserve on special teams in his Titans debut.
- At Miami (10/8), saw action as a reserve on special teams and led the team with three special teams tackles.
- Against Baltimore (11/5), led the team with three special teams tackles on coverage units.

2016 (16/0, 1/0 - Oakland): In his first year with the team played in all 16 games as a reserve and registered seven stops on special teams.

- At New Orleans (9/11), made his Raiders debut, seeing action exclusively as a special teams player and recorded one tackle on the unit.
- At San Diego (12/18), led the team with two special teams tackles, his sixth and seventh of the season.
- At Houston (1/7), in his first career postseason appearance, earned limited playing time on defense while serving primarily as a contributing member of the special teams unit. Recorded a special teams tackle.

2015 (15/0 - St. Louis): Appeared in 15 games as a reserve primarily on special teams. Finished the season with three tackles, a fumble recovery

and a pass defended on defense. Ranked third on the team with 10 special teams tackles.

- At Arizona (10/4), recorded a season-high two tackles while adding his second career fumble recovery.
- At Cincinnati (11/29), earned his first career pass defended.

2014 (14/0 - St. Louis): Saw action in 14 games, mostly on special teams. Notched a tackle on defense and 10 stops on special teams.

- At Washington (12/7), recorded his first tackle of the season with a solo stop.
- Against N.Y. Giants (12/21), blocked a Josh Brown field goal.

2013 (15/0 - St. Louis): Played in 15 games as a rookie on special teams and collected four special teams tackles and a fumble recovery for a score.

- At Houston (10/13), grabbed his first career fumble recovery, which he returned 11 yards for a touchdown.

COLLEGE:

- Appeared in 49 games during his career at Auburn, totaling 316 tackles. Registered six double-digit tackle games in his collegiate career.
- As a senior, appeared in 12 games and recorded 94 tackles, two sacks, an interception and a touchdown.
- As a junior, started all 13 games and led the team with 104 tackles. Finished fourth in the SEC with eight tackles per game. Notched five double-digit tackle efforts, including three in the last four games of the season. Ranked third on team with 8.5 tackles for loss, 2.5 sacks and nine quarterback hurries.
- Moved to linebacker as a sophomore after playing safety as a freshman in 2009 and appeared in 12 games with nine starts. Ranked eighth on team with 48 tackles.
- As a freshman, started all 13 games at safety and totaled 70 tackles and one fumble recovery.
- Majored in philosophy at Auburn.

PERSONAL:

- Attended Olive Branch (Miss.) High School for his final high school campaign.
- As a senior, collected 90 tackles, four interceptions and had nearly 900 yards of total offense.
- Named to MHSAA All-Region 1 Class-5A team. Selected for the Commercial Appeal Shelby Metro All-Suburban team.
- Named BankPlus Player of the Week by the DeSoto Times following a 49-22 victory over Horn Lake in which he had 107 total yards and three touchdowns on offense and 10 tackles and one interception on defense.
- Played his freshman through junior years at Christian Brothers (Memphis, Tenn.) High School and was a two-time first-team Tennessee All-State safety.
- Follow Bates on Twitter at @DB_5trey.
- Follow Bates on Instagram at @weslynn_son56.
- Born Daren Weston Bates on Nov. 27, 1990 in Memphis, Tenn.

DAREN BATES' TITANS GAME-BY-GAME

2017 Tennessee Titans

| Date | Opp | W/L | P/S | Tot | Solo | Asst | Sk | - Yds | QBP | TFL | Int | - Yds | -TD | PD | FF | FR | - Yds | SpT |
|---------|-------|-----|-----|-----|------|------|-----|-------|-----|-----|-----|-------|-----|----|----|----|-------|-----|
| Sept 10 | Oak | L | p | 0 | 0 | 0 | 0.0 | 0.0 | 0 | 0 | 0 | 0 | 0 | 0 | 0 | 0 | 0 | 0 |
| Sept 17 | @ Jax | W | p | 0 | 0 | 0 | 0.0 | 0.0 | 0 | 0 | 0 | 0 | 0 | 0 | 0 | 0 | 0 | 0 |
| Sept 24 | Sea | W | p | 0 | 0 | 0 | 0.0 | 0.0 | 0 | 0 | 0 | 0 | 0 | 0 | 0 | 0 | 0 | 1 |
| Oct 1 | @ Hou | L | p | 0 | 0 | 0 | 0.0 | 0.0 | 0 | 0 | 0 | 0 | 0 | 0 | 0 | 0 | 0 | 0 |
| Oct 8 | @ Mia | L | p | 0 | 0 | 0 | 0.0 | 0.0 | 0 | 0 | 0 | 0 | 0 | 0 | 0 | 0 | 0 | 3 |
| Oct 16 | Ind | W | p | 0 | 0 | 0 | 0.0 | 0.0 | 0 | 0 | 0 | 0 | 0 | 0 | 0 | 0 | 0 | 0 |
| Oct 22 | @ Cle | W | p | 0 | 0 | 0 | 0.0 | 0.0 | 0 | 0 | 0 | 0 | 0 | 0 | 0 | 0 | 0 | 0 |
| Nov 5 | Bal | W | p | 0 | 0 | 0 | 0.0 | 0.0 | 0 | 0 | 0 | 0 | 0 | 0 | 0 | 0 | 0 | 3 |
| Nov 12 | Cin | W | p | 0 | 0 | 0 | 0.0 | 0.0 | 0 | 0 | 0 | 0 | 0 | 0 | 0 | 0 | 0 | 2 |
| Nov 16 | @ Pit | L | p | 0 | 0 | 0 | 0.0 | 0.0 | 0 | 0 | 0 | 0 | 0 | 0 | 0 | 0 | 0 | 1 |
| Nov 26 | @ Ind | W | p | 0 | 0 | 0 | 0.0 | 0.0 | 0 | 0 | 0 | 0 | 0 | 0 | 0 | 0 | 0 | 0 |
| Dec 3 | Hou | W | p | 0 | 0 | 0 | 0.0 | 0.0 | 0 | 0 | 0 | 0 | 0 | 0 | 0 | 0 | 0 | 1 |
| Dec 10 | @ Ari | L | p | 0 | 0 | 0 | 0.0 | 0.0 | 0 | 0 | 0 | 0 | 0 | 0 | 0 | 0 | 0 | 1 |
| Dec 17 | @ SF | L | p | 0 | 0 | 0 | 0.0 | 0.0 | 0 | 0 | 0 | 0 | 0 | 0 | 0 | 0 | 0 | 1 |
| Dec 24 | LAR | L | p | 0 | 0 | 0 | 0.0 | 0.0 | 0 | 0 | 0 | 0 | 0 | 0 | 0 | 0 | 0 | 1 |
| Dec 31 | Jax | W | p | 0 | 0 | 0 | 0.0 | 0.0 | 0 | 0 | 0 | 0 | 0 | 0 | 0 | 0 | 0 | 0 |

Playoffs

| | | | | | | | | | | | | | | | | |
|--------|------|-----|-----|---|---|---|-----|-----|---|---|---|---|---|---|---|---|
| Jan 6 | @ KC | W | p | 0 | 0 | 0 | 0.0 | 0.0 | 0 | 0 | 0 | 0 | 0 | 0 | 0 | 1 |
| Jan 13 | @ NE | L | p | 0 | 0 | 0 | 0.0 | 0.0 | 0 | 0 | 0 | 0 | 0 | 0 | 0 | 1 |
| Totals | | 1-1 | 2/0 | 0 | 0 | 0 | 0.0 | 0.0 | 0 | 0 | 0 | 0 | 0 | 0 | 0 | 2 |

2018 Tennessee Titans

| Date | Opp | W/L | P/S | Tot Solo Asst | Sk - Yds | QBP | TFL | Int - Yds | -TD | PD | FF | FR - Yds | SpT |
|---------|-------|-----|-----|---------------|----------|-----|-----|-----------|-----|----|----|----------|-----|
| Sept 9 | @ Mia | L | p | 0 0 0 | 0.0 0.0 | 0 | 0 | 0 0 | 0 | 0 | 0 | 0 | 2 |
| Sept 16 | Hou | W | p | 0 0 0 | 0.0 0.0 | 0 | 0 | 0 0 | 0 | 0 | 0 | 0 | 1 |
| Sept 23 | @ Jax | W | p | 0 0 0 | 0.0 0.0 | 0 | 0 | 0 0 | 0 | 0 | 0 | 0 | 0 |
| Sept 30 | Phi | W | p | 0 0 0 | 0.0 0.0 | 0 | 0 | 0 0 | 0 | 0 | 0 | 0 | 0 |
| Oct 7 | @ Buf | L | p | 0 0 0 | 0.0 0.0 | 0 | 0 | 0 0 | 0 | 0 | 0 | 0 | 0 |
| Oct 14 | Bal | L | p | 3 1 2 | 0.0 0.0 | 0 | 0 | 0 0 | 0 | 0 | 0 | 0 | 3 |
| Oct 21 | @ LAC | L | p | 0 0 0 | 0.0 0.0 | 0 | 0 | 0 0 | 0 | 0 | 0 | 0 | 0 |
| Nov 5 | @ Dal | W | p | 0 0 0 | 0.0 0.0 | 0 | 0 | 0 0 | 0 | 0 | 0 | 0 | 0 |
| Nov 11 | NE | W | p | 3 2 1 | 0.0 0.0 | 0 | 0 | 0 0 | 0 | 0 | 0 | 0 | 0 |

| | | | | | | | | | | | | | | | | |
|--------|-------|---|---|-----|------|---|-----|-----|-----|-----|---|---|---|---|---|----|
| Nov 18 | @ Ind | L | p | 0 | 0 | 0 | 0.0 | 0.0 | 0 | 0 | 0 | 0 | 0 | 0 | 0 | 1 |
| Nov 26 | @ Hou | L | p | 0 | 0 | 0 | 0.0 | 0.0 | 0 | 0 | 0 | 0 | 0 | 0 | 0 | 0 |
| Dec 2 | NYJ | W | p | 0 | 0 | 0 | 0.0 | 0.0 | 0 | 0 | 0 | 0 | 0 | 0 | 0 | 0 |
| Dec 6 | Jax | W | p | 0 | 0 | 0 | 0.0 | 0.0 | 0 | 0 | 0 | 0 | 0 | 0 | 0 | 1 |
| Dec 16 | @ NYG | W | p | 0 | 0 | 0 | 0.0 | 0.0 | 0 | 0 | 0 | 0 | 0 | 0 | 0 | 2 |
| Dec 22 | Was | W | p | 0 | 0 | 0 | 0.0 | 0.0 | 0 | 0 | 0 | 0 | 0 | 0 | 0 | 0 |
| Dec 30 | Ind | L | p | 0 | 0 | 0 | 0.0 | 0.0 | 0 | 0 | 0 | 0 | 0 | 0 | 0 | 0 |
| Totals | | | | 9-7 | 16/0 | 6 | 3 | 3 | 0.0 | 0.0 | 0 | 0 | 0 | 0 | 0 | 10 |

2019 Tennessee Titans

| Date | Opp | W/L | P/S | Tot | Solo | Asst | Sk | - Yds | QBP | TFL | Int - | Yds | -TD | PD | FF | FR - | Yds | SpT |
|---------|-------|-----|-----|-----|------|------|-----|-------|-----|-----|-------|-----|-----|----|----|------|-----|-----|
| Sept 8 | @ Cle | W | p | 1 | 1 | 0 | 0.0 | 0.0 | 0 | 0 | 0 | 0 | 0 | 0 | 0 | 0 | 0 | 0 |
| Sept 15 | Ind | L | p | 0 | 0 | 0 | 0.0 | 0.0 | 0 | 0 | 0 | 0 | 0 | 0 | 0 | 0 | 0 | 1 |
| Sept 19 | @ Jax | L | p | 0 | 0 | 0 | 0.0 | 0.0 | 0 | 0 | 0 | 0 | 0 | 0 | 0 | 0 | 0 | 1 |
| Sept 29 | @ Atl | W | p | 0 | 0 | 0 | 0.0 | 0.0 | 0 | 0 | 0 | 0 | 0 | 0 | 0 | 0 | 0 | 0 |
| Oct 6 | Buf | L | p | 0 | 0 | 0 | 0.0 | 0.0 | 0 | 0 | 0 | 0 | 0 | 0 | 0 | 0 | 0 | 0 |
| Oct 13 | @ Den | L | p | 0 | 0 | 0 | 0.0 | 0.0 | 0 | 0 | 0 | 0 | 0 | 0 | 0 | 0 | 0 | 0 |
| Oct 20 | LAC | W | p | 0 | 0 | 0 | 0.0 | 0.0 | 0 | 0 | 0 | 0 | 0 | 0 | 0 | 0 | 0 | 0 |
| Oct 27 | TB | W | p | 0 | 0 | 0 | 0.0 | 0.0 | 0 | 0 | 0 | 0 | 0 | 0 | 0 | 0 | 0 | 1 |
| Nov 3 | @ Car | L | p | 0 | 0 | 0 | 0.0 | 0.0 | 0 | 0 | 0 | 0 | 0 | 0 | 0 | 0 | 0 | 2 |
| Nov 10 | KC | W | p | 0 | 0 | 0 | 0.0 | 0.0 | 0 | 0 | 0 | 0 | 0 | 0 | 0 | 0 | 0 | 1 |
| Nov 24 | Jax | W | p | 0 | 0 | 0 | 0.0 | 0.0 | 0 | 0 | 0 | 0 | 0 | 0 | 0 | 0 | 0 | 3 |
| Dec 1 | @ Ind | W | p | 0 | 0 | 0 | 0.0 | 0.0 | 0 | 0 | 0 | 0 | 0 | 0 | 0 | 0 | 0 | 1 |
| Dec 8 | @ Oak | W | IA | | | | | | | | | | | | | | | |
| Dec 15 | Hou | L | IA | | | | | | | | | | | | | | | |
| Dec 22 | NO | L | IA | | | | | | | | | | | | | | | |
| Dec 29 | @ Hou | W | p | 0 | 0 | 0 | 0.0 | 0.0 | 0 | 0 | 0 | 0 | 0 | 0 | 0 | 0 | 0 | 1 |
| Totals | | | | 9-7 | 13/0 | | 1 | 1 | 0 | 0.0 | 0.0 | 0 | 0 | 0 | 0 | 0 | 0 | 11 |

Playoffs

| | | | | | | | | | | | | | | | | |
|--------|-------|-----|---|---|---|---|-----|-----|---|---|---|---|---|---|---|---|
| Jan 4 | @ NE | W | p | 0 | 0 | 0 | 0.0 | 0.0 | 0 | 0 | 0 | 0 | 0 | 0 | 0 | 0 |
| Jan 11 | @ Bal | W | p | 0 | 0 | 0 | 0.0 | 0.0 | 0 | 0 | 0 | 0 | 0 | 0 | 0 | 1 |
| Jan 19 | @ KC | L | p | 0 | 0 | 0 | 0.0 | 0.0 | 0 | 0 | 0 | 0 | 0 | 0 | 0 | 1 |
| Totals | 2-1 | 3/0 | | 0 | 0 | 0 | 0.0 | 0.0 | 0 | 0 | 0 | 0 | 0 | 0 | 0 | 2 |

DAREN BATES' NFL STATISTICS

| REGULAR SEASON | | TACKLES | | | | | | | | | INTERCEPTIONS | | | | | FUMBLES | | | |
|-------------------|-----------|------------|----------|-----------|-----------|----------|------------|------------|----------|----------|---------------|----------|----------|----------|----------|----------|----------|----------|-----------|
| Year | Team | GP | GS | Tot | Solo | Asst | Sk | Yds | QBP | TFL | No | Yds | Lg | TD | PD | FF | FR | Yds | SpT |
| 2013 | St. Louis | 15 | 0 | 0 | 0 | 0 | 0.0 | 0.0 | NA | NA | 0 | 0 | - | 0 | 0 | 0 | 0 | 0 | 4 |
| 2014 | St. Louis | 14 | 0 | 1 | 1 | 0 | 0.0 | 0.0 | NA | NA | 0 | 0 | - | 0 | 0 | 0 | 0 | 0 | 10 |
| 2015 | St. Louis | 15 | 0 | 3 | 2 | 1 | 0.0 | 0.0 | NA | NA | 0 | 0 | - | 0 | 1 | 0 | 1 | 0 | 10 |
| 2016 | Oakland | 16 | 0 | 3 | 3 | 0 | 0.0 | 0.0 | NA | NA | 0 | 0 | - | 0 | 0 | 0 | 0 | 0 | 7 |
| 2017 | Tennessee | 16 | 0 | 0 | 0 | 0 | 0.0 | 0.0 | 0 | 0 | 0 | 0 | 0 | 0 | 0 | 0 | 0 | 0 | 16 |
| 2018 | Tennessee | 16 | 0 | 6 | 3 | 3 | 0.0 | 0.0 | 0 | 0 | 0 | 0 | 0 | 0 | 0 | 0 | 0 | 0 | 10 |
| 2019 | Tennessee | 13 | 0 | 1 | 1 | 0 | 0.0 | 0.0 | 0 | 0 | 0 | 0 | 0 | 0 | 0 | 0 | 0 | 0 | 11 |
| NFL Totals | | 105 | 0 | 14 | 10 | 4 | 0.0 | 0.0 | 0 | 0 | 0 | 0 | 0 | 0 | 1 | 0 | 1 | 0 | 68 |

| PLAYOFFS | | TACKLES | | | | | | | | | INTERCEPTIONS | | | | | FUMBLES | | | |
|-------------------|-----------|----------|----------|----------|----------|----------|------------|------------|----------|----------|---------------|----------|----------|----------|----------|----------|----------|----------|----------|
| Year | Team | GP | GS | Tot | Solo | Asst | Sk | Yds | QBP | TFL | No | Yds | Lg | TD | PD | FF | FR | Yds | SpT |
| 2016 | Oakland | 1 | 0 | 0 | 0 | 0 | 0.0 | 0.0 | NA | NA | 0 | 0 | - | 0 | 0 | 0 | 0 | 0 | 1 |
| 2017 | Tennessee | 2 | 0 | 0 | 0 | 0 | 0.0 | 0.0 | 0 | 0 | 0 | 0 | 0 | 0 | 0 | 0 | 0 | 0 | 2 |
| 2019 | Tennessee | 3 | 0 | 0 | 0 | 0 | 0.0 | 0.0 | 0 | 0 | 0 | 0 | 0 | 0 | 0 | 0 | 0 | 0 | 2 |
| NFL Totals | | 6 | 0 | 0 | 0 | 0 | 0.0 | 0.0 | 0 | 0 | 0 | 0 | 0 | 0 | 0 | 0 | 0 | 0 | 5 |

Single-Game Highs

Tackles - 3 (Twice, last vs. New England 11/11/18)

Fumble Recovery - 1 at Arizona (10/4/15)

Passes Defensed - 1 at Cincinnati (11/29/15)

Playoff Single-Game Highs

Special Teams Tackles - **1** (Five times, last at Kansas City 1/19/20)


Additional Statistics

Blocked Field Goal - 1 (2014)

Touchdowns - 1 (11-yard fumble return at Houston, 10/13/13)

Special Teams Forced Fumble - **1 vs. Jacksonville (11/24/19)**

Special Teams Fumble Recovery - **1 vs. Jacksonville (11/24/19)**



41 KHARI BLASINGAME

FULLBACK/RUNNING BACK • 6'0" • 233 LBS • COLLEGE: VANDERBILT
ACQUIRED: FREE AGENT - 2019 • NFL EXPERIENCE (NFL/TITANS): ROOKIE
HOMETOWN: NEW MARKET, ALA.
GAMES PLAYED/GAMES STARTED: 6/3 (PLAYOFFS: 3/1)



PRO: The Titans signed rookie fullback/running back Khari Blasingame off the Minnesota Vikings' practice squad during the 2019 bye week to provide depth in the backfield and on special teams. Blasingame originally signed with the Vikings as a rookie free agent following the 2019 NFL Draft and spent the first 10 weeks of his rookie campaign on the team's practice squad. The 6-foot, 233-pounder amassed 997 rushing yards and 15 rushing scores as well as 35 catches for 380 yards and two receiving touchdowns during his collegiate career at Vanderbilt.

TITANS TIDBITS:

- Blasingame enjoys playing the saxophone.
- Blasingame originally started his Vanderbilt career at linebacker before transitioning to running back as a sophomore in 2016.
- After his football career, Blasingame's goal is to become the CEO of a hospital or health care system. Once there, he wants to focus on improving health care outcomes for disadvantaged populations. He earned his undergraduate degree in medicine, health and society from Vanderbilt in 2017 and is working towards master's degree in education, after playing his final collegiate season in 2018 as a graduate student.

CAREER TRANSACTIONS:

- The New Market, Ala., native was originally signed by the Minnesota Vikings as a rookie free agent on May 3, 2019.
- Waived by the Vikings on Aug. 31, 2019 and signed to the team's practice squad a day later.
- Signed by the Titans to their active roster from the Minnesota Vikings' practice squad on Nov. 13, 2019.

SEASON RECAPS:

2019 (6/3, 3/1 - Tennessee): Saw action in six games with three starts at fullback during his rookie campaign. Caught four passes for 54 yards and collected two special teams tackles. Played in all three postseason contests with a start at fullback and notched two special teams tackles and a forced fumble on coverage units. Spent the first 10 weeks of the season on the Minnesota Vikings' practice squad before being signed by the Titans to their active roster on Nov. 13, 2019. Tied for the team lead in special teams tackles twice in 2019 (at IND, at NE). Made his first career start in his NFL debut against Jacksonville (11/24/19).

- Against Jacksonville (11/24), started at fullback in his NFL debut. Notched a special teams tackle on coverage units.
- At Indianapolis (12/1), played as a reserve at fullback and on special teams. Tied for the team lead with a special teams tackle on coverage units.
- At Oakland (12/8), saw action as a reserve at fullback and snared two receptions for 47 yards. Helped open holes for Titans' rushers to gain 161 yards on the ground. Set up the Titans' opening score with his first career catch, a 24-yard reception, in the first quarter. Got the Titans offense some breathing room with a 23-yard catch to the Tennessee 34-yard line in the third quarter.
- Against Houston (12/15), played as a reserve at fullback and caught one pass for no gain.
- Against New Orleans (12/22), started at fullback and helped the Titans amass 149 rushing yards on 26 carries.
- At Houston (12/29), started at fullback and caught one pass for seven yards. Helped open holes for Titans' rushers to gain 245 yards on the ground.
- At New England (1/4), started at fullback in his first career postseason game and blocked for Derrick Henry to amass 182 rushing yards. Tied for

the team lead with a special teams tackle and a forced fumble on coverage units.

- At Baltimore (1/11), played as a reserve at fullback and helped open holes for Derrick Henry to collect a franchise postseason record 195 yards on the ground. Played as a reserve on special teams and collected a tackle on coverage units.
- At Kansas City (1/19), saw action as a reserve at fullback and on special teams.

COLLEGE:

- Helped revitalize Vanderbilt's football program, advancing to Independence Bowl against N.C. State in 2016 and Texas Bowl against Baylor in 2018. Capped his collegiate career with CoSIDA Academic All-District honors in 2017 and 2018 and SEC Academic Honor Roll recognition from 2015-17.
- As a graduate student (2018), played in all 13 games with two starts and rushed for 401 yards and five touchdowns on 96 attempts, while adding 25 receptions for 320 yards and a score.
- As a junior (2017), participated in 11 games with one start at running back. As the top reserve to Commodores all-time leading rusher Ralph Webb, produced 147 yards on 45 carries.
- As a sophomore (2016), after moving from linebacker to running back in spring drills, played in all 13 games at running back and on special team return units. Finished the season second on the squad with 449 rushing yards and 10 rushing touchdowns on 97 carries. Also registered four receptions.
- As a redshirt freshman (2015), played in 11 games, contributing at inside linebacker and on special teams.
- In 2014, did not see action as a true freshman.
- Earned an undergraduate degree in medicine, health and society from Vanderbilt in May 2017, and is currently working toward a Master's of Education from Vanderbilt's Peabody College.

PERSONAL:

- Named second team All-State as a defensive back at Buckhorn (Huntsville, Ala.) High School.
- As a senior, posted 64 solo tackles and pair of interceptions as a safety. Also rushed for 966 yards and 10 touchdowns.
- Started at cornerback during junior and sophomore seasons.
- Played baseball and did sprints and jumps on the track and field squad at Buckhorn.
- Served as school ambassador and member of National Honor Society.
- Son of Stanley and Tara Blasingame and has an older sister, Camara.
- Born Khari Thomas Blasingame on July 1, 1996 in Huntsville, Ala.

KHARI BLASINGAME'S GAME-BY-GAME

2019 Tennessee Titans

| Date | Opp | W/L | P/S | RUSHING | | | | | RECEIVING | | | | |
|---------------|-------|------------|------------|----------|----------|----------|----------|----------|-----------|-----------|-------------|-----------|----------|
| | | | | Att | Yds | Avg | Lg | TD | No | Yds | Avg | Lg | TD |
| Nov 24 | Jax | W | S | 0 | 0 | - | 0 | 0 | 0 | 0 | - | 0 | 0 |
| Dec 1 | @ Ind | W | p | 0 | 0 | - | 0 | 0 | 0 | 0 | - | 0 | 0 |
| Dec 8 | @ Oak | W | p | 0 | 0 | - | 0 | 0 | 2 | 47 | 23.5 | 24 | 0 |
| Dec 15 | Hou | L | p | 0 | 0 | - | 0 | 0 | 1 | 0 | 0.0 | 0 | 0 |
| Dec 22 | NO | L | S | 0 | 0 | - | 0 | 0 | 0 | 0 | - | 0 | 0 |
| Dec 29 | @ Hou | W | S | 0 | 0 | - | 0 | 0 | 1 | 7 | 7.0 | 7 | 0 |
| Totals | | 4-2 | 6/3 | 0 | 0 | - | 0 | 0 | 4 | 54 | 13.5 | 24 | 0 |

Playoffs

| | | | | | | | | | | | | | | |
|---------------|---|-----|------------|------------|----------|----------|----------|----------|----------|----------|----------|----------|----------|----------|
| Jan 4 | @ | NE | W | S | 0 | 0 | - | 0 | 0 | 0 | 0 | - | 0 | 0 |
| Jan 11 | @ | Bal | W | p | 0 | 0 | - | 0 | 0 | 0 | 0 | - | 0 | 0 |
| Jan 19 | @ | KC | L | p | 0 | 0 | - | 0 | 0 | 0 | 0 | - | 0 | 0 |
| Totals | | | 2-1 | 3/1 | 0 | 0 | - | 0 | 0 | 0 | 0 | - | 0 | 0 |

KHARI BLASINGAME'S NFL STATISTICS

REGULAR SEASON

| Year | Team | GP | GS | No | Yds | Avg | Lg | TD | Att | Yds | Avg | Lg | TD |
|------------|-----------|----|----|----|-----|-----|----|----|-----|-----|------|----|----|
| 2019 | Tennessee | 6 | 3 | 0 | 0 | - | 0 | 0 | 4 | 54 | 13.5 | 24 | 0 |
| NFL Totals | | 6 | 3 | 0 | 0 | - | 0 | 0 | 4 | 54 | 13.5 | 24 | 0 |

PLAYOFFS

| Year | Team | GP | GS | Att | Yds | Avg | Lg | TD | No | Yds | Avg | Lg | TD |
|------------|-----------|----|----|-----|-----|-----|----|----|----|-----|-----|----|----|
| 2019 | Tennessee | 3 | 1 | 0 | 0 | - | 0 | 0 | 0 | 0 | - | 0 | 0 |
| NFL Totals | | 3 | 1 | 0 | 0 | - | 0 | 0 | 0 | 0 | - | 0 | 0 |

Single-Game Highs


Receptions - **2 at Oakland (12/8/19)**
 Receiving Yards - **47 at Oakland (12/8/19)**
 Long Reception - **24 at Oakland (12/8/19)**

Additional Statistics

Special Teams Tackles - **2 (2019)**

Additional Playoff Statistics

Special Teams Tackles - **2 (2019)**
 Special Teams Forced Fumble - **1 at New England (1/4/20)**



48 BEAU BRINKLEY

LONG SNAPPER • 6'4" • 260 LBS • COLLEGE: MISSOURI

ACQUIRED: FREE AGENT - 2012 • NFL EXPERIENCE (NFL/TITANS): 8/8

HOMETOWN: KEARNEY, MO.

GAMES PLAYED/GAMES STARTED: 128/0 (PLAYOFFS: 5/0)



PRO: Beau Brinkley was signed by the Titans as an undrafted free agent following the 2012 NFL Draft and has handled all of the team's long snapping duties in every game since then. His consistency helped Brett Kern set the franchise records for both gross and net punting average in 2017 and helped Titans kickers Rob Bironas (2012-13) and Ryan Succop (2014-18) combine to make 85.6 percent of their field goals in Brinkley's first seven campaigns.

CAREER HIGHLIGHTS:

- In 2018, Brinkley was the team's long snapper for every punt, field goal and extra point attempt for his seventh consecutive season.
- In 2018, he played in his 100th career regular season game against Philadelphia (9/30/18).
- In 2014, Brinkley set a career high and tied for third on the squad with 10 special teams stops.
- As a rookie in 2012, Brinkley played in every game and contributed six special teams tackles.

TITANS TIDBITS:

- Brinkley's father, Mike, was an All-American defensive end and long snapper at Missouri Valley College. He taught Beau the skill of long snapping when he was just seven years old. Beau's football idol growing up was Kansas City Chiefs long snapper Kendall Gammon.
- An avid golfer, Brinkley won the 2018 Pepsi Tournament C Flight Championship in Brookfield, Mo.
- Brinkley raced four-wheelers in the Extreme Dirt Track Racing Series while growing up in Missouri. He traveled the country competing in both motor cross and flat track competitions and won a flat track regional title in 2005.
- In June 2015, Brinkley participated in the Nashville Sports Council Golf Tournament at Gaylord Springs Golf Course. On the par-3 eighth hole, he sunk a hole-in-one to win a barrel of Jack Daniel's Tennessee whiskey.

CAREER TRANSACTIONS:

- The Kearney, Mo., native was signed by the Titans as an undrafted free agent on May 4, 2012.

SEASON RECAPS:

2019 (16/0, 3/0): Saw action as the long snapper in all 16 games for the eighth consecutive season. Notched three special teams tackles. Played as a reserve in all three postseason contests. Led the team in special teams tackles once in 2019 (vs. NO).

- At Cleveland (9/8), played as a reserve at long snapper.
- Against Indianapolis (9/15), saw action as the team's long snapper and notched a special teams stop.
- At Jacksonville (9/19), played as a reserve as the long snapper.
- At Atlanta (9/29), served as the team's long snapper.
- Against Buffalo (10/6), saw action as a reserve at long snapper.
- At Denver (10/13), played as a reserve as the team's long snapper.
- Against L.A. Chargers (10/20), saw action as the team's long snapper.
- Against Tampa Bay (10/27), served as the team's long snapper.
- At Carolina (11/3), played as a reserve at long snapper.
- Against Kansas City (11/10), saw action as a reserve at long snapper.
- Against Jacksonville (11/24), played as a reserve at long snapper.
- At Indianapolis (12/1), saw action as a reserve at long snapper.
- At Oakland (12/8), played as a reserve at long snapper.
- Against Houston (12/15), served as the team's long snapper.
- Against New Orleans (12/22), saw action as a reserve at long snapper and led the team with two special teams tackles.

- At Houston (12/29), played as a reserve at long snapper.
- At New England (1/4), served as a long snapper in his third career postseason game.
- At Baltimore (1/11), played as a reserve as the team's long snapper.
- At Kansas City (1/19), saw action as a reserve at long snapper.

2018 (16/0): Served as the long snapper in all 16 games for the seventh consecutive season. Collected five special teams tackles. Tied for the team lead in special teams tackles once in 2018 (at JAX). Played in his 100th career regular season game against Philadelphia (9/30/18).

- Against Houston (9/16), served as the team's long snapper and collected a special teams stop on coverage units.
- At Jacksonville (9/23), saw action as a reserve at long snapper and registered a tackle on coverage units.
- Against Philadelphia (9/30), played as a reserve at long snapper in his 100th career game and collected a tackle on coverage units.
- Against New England (11/11), played as a reserve at long snapper and notched a stop on coverage units.
- At N.Y. Giants (12/16), played as a reserve at long snapper and notched a special teams stop on coverage.

2017 (16/0, 2/0): Saw action in all 16 games for the sixth consecutive season and registered two special teams tackles as the team's long snapper. Played in his first two career postseason contests and notched a special teams stop.

- At Jacksonville (9/17), saw action at long snapper and collected a special teams tackle on coverage units.
- Against Jacksonville (12/31), served as the team's long snapper and collected a special teams tackle.
- At Kansas City (1/6), saw action as a reserve as the team's long snapper in his first career postseason game.
- At New England (1/13), registered a special teams tackle while serving as the team's long snapper.

2016 (16/0): Played in all 16 games for the fifth consecutive season and collected six special teams tackles. Tied for the team lead in special teams tackles three times in 2016 (at MIA, vs. IND, at JAX).

- At Detroit (9/18), saw action at long snapper and collected a special teams tackle.
- At Miami (10/9), played as a reserve at long snapper and tied for the team lead with one special teams tackle on coverage units.
- Against Indianapolis (10/23), played as a reserve at long snapper and posted a special teams stop.
- Against Green Bay (11/13), played as a reserve at long snapper and registered a special teams stop on coverage units.
- At Jacksonville (12/24), played as a reserve at long snapper and collected a special teams tackle on coverage units.
- Against Houston (1/1), saw action as the long snapper and registered a special teams stop.

2015 (16/0): Played in all 16 games as the long snapper for the fourth consecutive campaign and registered seven special teams tackles. Tied for the team lead in special teams tackles three times in 2015 (at CLE, vs. BUF, vs. CAR).

- At Cleveland (9/20), collected a special teams stop.
- Against Buffalo (10/11), collected a special teams stop.
- At Houston (11/1), posted a special teams stop.
- Against Carolina (11/15), posted a special teams tackle on coverage units.

- Against Oakland (11/29), recorded a special teams tackle.
- Against Jacksonville (12/6), collected a special teams stop.
- At Indianapolis (1/3), recorded a special teams tackle.

2014 (16/0): Played in all 16 games for the third consecutive season. Tied for third on the team with a career-high 10 special teams tackles.

- At Kansas City (9/7), collected two solo special teams tackles.
- At Philadelphia (11/23), collected two special teams tackles as the long snapper.
- At Jacksonville (12/18), notched a special teams stop.

2013 (16/0): Played in all 16 games as a reserve long snapper and collected six special teams tackles. Tied for the team lead in special teams tackles twice in 2013 (vs. SD, vs. KC).

- Against San Diego (9/22), notched a special teams tackle.
- Against N.Y. Jets (9/29), posted a special teams tackle on coverage units.
- Against Kansas City (10/6), tied for the team lead with two special teams tackles.
- Against San Francisco (10/20), posted a special teams tackle on coverage units.
- At St. Louis (11/3), collected a solo tackle on coverage units.

2012 (16/0): Appeared in all 16 games as a rookie long snapper and posted six special teams tackles. Helped Brett Kern set franchise records in both gross (47.6 yards) and net (40.4) punting average. Led or tied for the team lead in special teams tackles twice (vs. PIT, at IND). Played in his first career NFL game against New England (9/9/12).

- Against New England (9/9), made his NFL debut as a reserve long snapper.
- Against Detroit (9/23), snapped for Rob Bironas' game-winning field goal in overtime.
- Against Pittsburgh (10/11), led the team with three special teams tackles and snapped for Rob Bironas' game-winning field goal.
- At Miami (11/11), snapped for Brett Kern's career-long 71-yard punt.
- Against Houston (12/2), posted a special teams tackle.
- At Indianapolis (12/9), tied for the team lead with a special teams tackle.
- Against Jacksonville (12/30), posted a solo special teams tackle.

COLLEGE:

- Spent four seasons as Missouri's long snapper after joining the team as a preferred walk-on. Appeared in 50 career games during his time at Missouri and helped field goal kickers make a combined 79-of-98 field goal attempts (80.6 pct.) and 210-of-212 on extra point attempts (99.1 pct.).
- As a senior (2011), played in all 13 games as the team's long snapper and also registered five tackles on special teams. Named the Tigers' 2011 Co-Special Teams Player of the Year. Helped Tigers kickers make a combined 16-of-25 field goal attempts and 53-of-53 PATs.
- As a junior (2010), played in 11 games as the long snapper and helped the Tigers rank 14th in the NCAA in net punting. Snapped for placekicker Grant Ressel, who was 17-of-19 on field goal attempts and 45-of-47 on PATs. Posted one special teams stop.
- As a sophomore (2009), played in all 13 games as the team's long snapper and was named the Tigers' Special Teams Player of the Year. Helped Ressel set an NCAA single-season kicking accuracy record for combined kicks (26-of-27 on field goals and 39-of-39 extra points). Also helped MU rank fourth in the NCAA in team net punting (40.48 avg.).
- As a freshman (2008), joined the team as a walk-on and won the long-snapping job for placekicks and punts. Appeared in all 13 games and was named the Tigers' Walk-On Player of the Year. Helped Jeff Wolfert to a perfect 73-for-73 mark on extra point attempts and a 20-for-27 mark on field goals. Posted three tackles as part of the punt coverage team.
- Graduated in May 2012 with a major in general studies at Missouri.

PERSONAL:

- Attended Kearney (Mo.) High School.
- List of favorites: (movie) "Tommy Boy"; (TV show) "The Walking Dead"; (actor) Chris Farley; (music artist) Garth Brooks; (school subject) history; (car) Ford F-350; (video game) "Call of Duty"; (food) sushi; and (book) "Lone Survivor" by Marcus Luttrell.
- Follow Brinkley on Twitter at @Brinkley86.
- Follow Brinkley on Instagram at @brinkley486.
- Born Beau Michael Brinkley on Jan. 25, 1990 in Kansas City, Mo.

BEAU BRINKLEY'S NFL STATISTICS

REGULAR SEASON

| Year | Team | GP | GS | SpT Tackles |
|-------------------|-----------|------------|----------|-------------|
| 2012 | Tennessee | 16 | 0 | 6 |
| 2013 | Tennessee | 16 | 0 | 6 |
| 2014 | Tennessee | 16 | 0 | 10 |
| 2015 | Tennessee | 16 | 0 | 7 |
| 2016 | Tennessee | 16 | 0 | 6 |
| 2017 | Tennessee | 16 | 0 | 2 |
| 2018 | Tennessee | 16 | 0 | 5 |
| 2019 | Tennessee | 16 | 0 | 3 |
| NFL Totals | | 128 | 0 | 45 |

PLAYOFFS

| Year | Team | GP | GS | SpT Tackles |
|-------------------|-----------|----------|----------|-------------|
| 2017 | Tennessee | 2 | 0 | 1 |
| 2019 | Tennessee | 3 | 0 | 0 |
| NFL Totals | | 5 | 0 | 1 |



35 TRAMAINÉ BROCK SR.

CORNERBACK • 6'0" • 188 LBS • COLLEGE: BELHAVEN

ACQUIRED: WAIVERS (ARI) - 2019 • NFL EXPERIENCE (NFL/TITANS): 10/1

HOMETOWN: LONG BEACH, MISS.

GAMES PLAYED/GAMES STARTED: 117/56 (PLAYOFFS: 13/6)



PRO: The Titans acquired Tramaine Brock Sr. off waivers from the Arizona Cardinals in early December to add depth and experience in the secondary. The 6-foot, 188-pounder entered the NFL as a rookie free agent with the San Francisco 49ers out of Belhaven in 2010. Brock Sr. spent seven seasons with 49ers (2010-16) before playing with the Minnesota Vikings (2017), Denver Broncos (2018) and Cardinals (2019). The 10th-year veteran has collected 11 interceptions and 53 passes defended in his career and has posted at least 10 passes defended in a season three times.

CAREER HIGHLIGHTS:

- In 2016, Brock started all 16 games for the 49ers and finished with a career-high 59 tackles, an interception, a career-best 14 passes defended and a forced fumble.
- In 2015, Brock started 15 games and posted 53 tackles, three interceptions, 11 passes defended and two tackles for loss.
- In 2013, Brock appeared in all 16 games and made his first seven career starts while posting a career-high and team-leading five interceptions (one returned for a touchdown) and 13 passes defended.

TITANS TIDBITS:

- Brock became the first player in Belhaven University's history to play in the NFL. In February of 2011, Belhaven retired Brock's jersey in recognition of his accomplishments on both the collegiate and professional levels.
- Brock's path to the NFL was not an easy one by any means. From the small country town of Gulfport, Miss., he traveled 30 miles north to Mississippi Gulf Coast Community College in Perkinston, Miss., where he spent two seasons before transferring to the University of Minnesota. Why would a southern boy decide on Minnesota? "I wanted to see what a big city felt like," Brock said. After one year, he transferred back down south to Belhaven University in Jackson, Miss., a small Christian NAIA school.

CAREER TRANSACTIONS:

- The Long Beach, Miss., native was originally signed by the San Francisco 49ers as a rookie free agent on April 26, 2010.
- Waived by the 49ers on Sept. 14, 2010 and signed to the team's practice squad a day later.
- Elevated to the 49ers active roster from the practice squad on Sept. 20, 2010.
- Waived by the 49ers on Oct. 12, 2010 and signed to the team's practice squad two days later.
- Elevated to the 49ers active roster from the practice squad on Oct. 27, 2010.
- Released by the 49ers on April 7, 2017.
- Signed by the Seattle Seahawks as a free agent on Aug. 16, 2017.
- Traded by Seahawks to the Minnesota Vikings on Sept. 2, 2017.
- Signed by the Denver Broncos as a free agent on March 14, 2018.
- Signed by the Arizona Cardinals as a free agent on April 2, 2019.
- Released by the Cardinals on Dec. 2, 2019.
- Claimed off waivers by the Titans from the Cardinals on Dec. 3, 2019.

SEASON RECAPS:

2019 (10/7 - Arizona; 4/4, 3/3 - Tennessee): Started four games at cornerback for the Titans and notched 13 tackles, including a stop for loss and two passes defended. Started all three postseason contests at cornerback and registered 10 tackles and three passes defended. Appeared in 10 games with seven starts at cornerback for the Arizona Cardinals and collected 39 tackles, two stops for loss, two quarterback pressures and three passes defended. Was inactive for two contests with the Cardinals. Released by the Cardinals Dec. 2, 2019 and claimed off

waivers by the Titans on Dec. 3. Tied for the team lead in passes defended twice in 2019 (vs. NO, at NE).

- Against Detroit (9/8), started and notched four tackles and two passes defended in his Cardinals debut.
- At Baltimore (9/15), started and tallied six tackles and one tackle for loss, dropping Mark Ingram behind the line of scrimmage in the fourth quarter.
- Against San Francisco (10/31), stopped Emmanuel Sanders short of a first down on third-and-12 and broke up a Jimmy Garoppolo pass intended to Tevin Coleman.
- At Oakland (12/8), started at cornerback in his Titans debut and amassed two tackles.
- Against Houston (12/15), started at cornerback and totaled a tackle.
- Against New Orleans (12/22), started at cornerback and produced four tackles, including a stop for loss and a team-high two passes defended. Broke up a deep pass intended for Michael Thomas in the opening quarter. Stonewalled Alvin Kamara for a one-yard loss on a short pass in the first quarter. Defended a deep pass intended for Ted Ginn Jr. in the second stanza. Stuffed Taysom Hill for a two-yard loss on a short pass in the third quarter.
- At Houston (12/29), started at cornerback and recorded six tackles.
- At New England (1/4), started at cornerback and posted four tackles and two passes defended. Broke up a deep pass intended for Phillip Dorsett II early in the fourth quarter. Sealed the victory by deflecting a Tom Brady pass that was then intercepted by Logan Ryan and returned nine yards for a touchdown with nine seconds remaining in the game.
- At Baltimore (1/11), started at cornerback and recorded four tackles and a pass defended. Broke up a pass intended for Marquise Brown in the second quarter.
- At Kansas City (1/19), started at cornerback and registered two tackles.

2018 (12/5 - Denver): Saw action in 12 games with five starts in his first season with the Broncos, registering 23 tackles and six passes defended. Was inactive for four contests.

- Against Seattle (9/9), appeared on both defense and special teams in his Broncos debut.
- Against Oakland (9/16), had six tackles and a pass defended.
- Against L.A. Rams (10/14), started and had three tackles and a pass defended.
- Against Pittsburgh (11/25), played in his 100th career game and made three tackles.

2017 (11/0, 2/0 - Minnesota): Acquired by Minnesota Vikings in a trade with the Seattle Seahawks on Sept. 2. Appeared in 11 regular season contests and two playoff games with the Vikings. Recorded six tackles, a pass defended and two special teams tackles. Was inactive for four games and did not play in another contest.

2016 (16/16 - San Francisco): Started all 16 games for the first time in his career and finished with a career-high 59 tackles, an interception, a career-best 14 passes defended and a forced fumble. Had more than five tackles in five different contests.

- Against Arizona (10/6), collected three tackles and finished with a career-high three passes defended.
- At Buffalo (10/16), registered six tackles, a pass defended and his first career defensive forced fumble, knocking the ball loose from LeSean McCoy.
- At L.A. Rams (12/24), had his first interception of the season, 11th of his career, and was part of a defense that allowed 177 net yards.

2015 (15/15 - San Francisco): Started all 15 games he played, posting 53 tackles, three interceptions, 11 passes defended and two tackles for loss. Had multiple passes defended in three different games. Was inactive for one contest.

- Against Minnesota (9/14), registered four tackles, his first interception of the season and two passes defended. Intercepted Teddy Bridgewater and returned it 26 yards.
- At N.Y. Giants (10/11), recorded a career-high 10 total tackles and an interception.
- Against Seattle (10/22), notched an interception and a pass defended, intercepting Russell Wilson in the end zone for his third interception of the season and 10th of his career.

2014 (3/2 - San Francisco): Saw action in three games with two starts and finished the season with nine tackles. Was inactive for 13 contests - seven contests (Games 2-6, 7 and 9) with a toe injury and the final six games with a hamstring injury.

- At Dallas (9/7), started in the season opener and had three tackles.
- At Denver (10/19), returned from a five-game absence to start and totaled five tackles.
- At New Orleans (11/9), saw action as a reserve and had one tackle.

2013 (16/7, 3/3 - San Francisco): Appeared in all 16 games for the second consecutive season and made his first seven career starts during the regular season. Also started all three postseason contests. Was a key part of the NFL's fifth-ranked defense, fourth-ranked run defense and seventh-ranked pass defense during the regular season. Totaled 35 tackles, a career-high and team-leading five interceptions (one returned for a touchdown) and 13 passes defended. His five interceptions tied for fifth in the NFL.

- At St. Louis (9/26), had three tackles and two passes defended.
- Against Houston (10/6), named NFC Defensive Player of the Week after finishing with four tackles, two interceptions and two passes defended in his first career start. Picked off Matt Schaub twice, marking his first career multi-interception performance. Intercepted a Schaub pass and returned it 18 yards for his first career touchdown on the third play of the game. Notched his second interception in the second quarter, picking off Schaub and returning it 13 yards to set up a two-yard touchdown run by Anthony Dixon.
- At Tennessee (10/20) collected his third interception of the season which led to a one-yard touchdown run by Frank Gore on the ensuing drive. Finished with two passes defended, marking the third time in four games he posted multiple passes defended.
- Against Carolina (11/10), registered his fourth interception of the season when he picked off Cam Newton and returned it for a career-long 41 yards.
- Against Atlanta (12/23), on the final play of the game recorded his team-high fifth interception of the season, picking off Matt Ryan in the end zone. Finished the game with two passes defended, marking his fourth game with multiple passes defended during the regular season.
- At Green Bay (1/5), made his first-career postseason start in an NFC Wild Card matchup and finished with three tackles.
- At Carolina (1/12), recorded two tackles in the Divisional Playoff contest.
- At Seattle (1/19), started the NFC Championship Game and led the defensive backfield with six tackles and a stop for loss.

2012 (16/0, 3/0 - San Francisco): Saw action in all 16 regular season games for the first time in his career and appeared in all three postseason contests. Tied for the team lead with a career-high 15 special teams tackles and had his first-career forced fumble on special teams. Added a tackle and a pass defended on defense.

- Against St. Louis (11/11), forced a fumble by Isaiah Pead on a kickoff return late in the game that the 49ers recovered.
- Against Green Bay (1/12), saw action on defense and special teams in the Divisional Playoff contest and finished with two defensive tackles.
- At Atlanta (1/20), posted a special teams tackle in the NFC Championship Game.
- Against Baltimore (2/3), saw action on special teams in Super Bowl XLVII.

2011 (11/0, 2/0 - San Francisco): Played in 11 games during the regular season and saw action in both postseason contests. Recorded four tackles, two interceptions, four passes defended and a tackle for loss during the regular season, adding one tackle on special teams. Was inactive for five contests. Registered two tackles in two postseason contests.

- Against Seattle (9/11), hauled in his first-career interception in the

season-opener when he brought down a Hail Mary pass attempt by Tarvaris Jackson to end the first half.

- Against Dallas (9/18), recorded three tackles, an interception and a pass defended.
- At St. Louis (1/1), had his first-career game with multiple pass breakups in the regular season finale.
- Against New Orleans (1/14), made his postseason debut appearing on special teams in the Divisional Playoff contest.
- Against N.Y. Giants (1/22), recorded two tackles on defense in the NFC Championship Game.

2010 (3/0 - San Francisco): Played in three games as a rookie and totaled three tackles on defense and one stop on special teams. Was inactive for 11 contests. Spent two weeks on the 49ers' practice squad.

- Against Denver (10/31), made his NFL debut.
- Against Arizona (1/2), saw extended action at defensive back and had three tackles in season finale.

COLLEGE:

- Finished his collegiate career at Belhaven after playing at the University of Minnesota and Mississippi Gulf Coast Community College.
- As a senior (2009), collected 51 tackles, 2.5 sacks, six interceptions, 10 passes defended and one fumble recovery at Belhaven.
- As a junior (2008), totaled 73 tackles, an interception, six passes defended, three forced fumbles and one fumble recovery at Minnesota.
- As a sophomore (2007), helped Mississippi Gulf Coast to a perfect 12-0 record and a share of the 2007 NJCAA national championship after totaling 59 tackles and seven interceptions. Earned first-team All-America honors from the NJCAA.
- Majored in communication studies at Belhaven.

PERSONAL:

- Attended Long Beach (Miss.) Senior High School.
- Totaled 57 tackles and four interceptions while also rushing for 690 yards and five touchdowns on 112 carries a junior.
- Enjoys yo-yoing and performing tricks.
- Son of Marsha Gardner.
- Follow Brock on Instagram at @tramainebrock.
- Follow Brock on Twitter at @T26Brock.
- Born Tramaine Brock on Aug. 20, 1988 in Gulfport, Miss.

TRAMAINE BROCK SR.'S TITANS GAME-BY-GAME

2019 Tennessee Titans

| Date | Opp | W/L | P/S | Tot | Solo | Asst | Sk | - Yds | QBP | TFL | Int | - Yds | -TD | PD | FF | FR | - Yds | SpT |
|---------------|-------|------------|------------|-----------|-----------|----------|------------|------------|----------|----------|----------|----------|----------|----------|----------|----------|----------|----------|
| Dec 8 | @ Oak | W | S | 2 | 1 | 1 | 0.0 | 0.0 | 0 | 0 | 0 | 0 | 0 | 0 | 0 | 0 | 0 | 0 |
| Dec 15 | Hou | L | S | 1 | 0 | 1 | 0.0 | 0.0 | 0 | 0 | 0 | 0 | 0 | 0 | 0 | 0 | 0 | 0 |
| Dec 22 | NO | L | S | 4 | 4 | 0 | 0.0 | 0.0 | 0 | 1 | 0 | 0 | 0 | 2 | 0 | 0 | 0 | 0 |
| Dec 29 | @ Hou | W | S | 6 | 5 | 1 | 0.0 | 0.0 | 0 | 0 | 0 | 0 | 0 | 0 | 0 | 0 | 0 | 0 |
| Totals | | 2-2 | 4/4 | 13 | 10 | 3 | 0.0 | 0.0 | 0 | 1 | 0 | 0 | 0 | 2 | 0 | 0 | 0 | 0 |

Playoffs

| | | | | | | | | | | | | | | | | | | |
|---------------|-------|------------|------------|-----------|-----------|----------|------------|------------|----------|----------|----------|----------|----------|----------|----------|----------|----------|----------|
| Jan 4 | @ NE | W | S | 4 | 4 | 0 | 0.0 | 0.0 | 0 | 0 | 0 | 0 | 0 | 0 | 0 | 0 | 0 | 0 |
| Jan 11 | @ Bal | W | S | 4 | 4 | 0 | 0.0 | 0.0 | 0 | 0 | 0 | 0 | 0 | 0 | 0 | 1 | 0 | 0 |
| Jan 19 | @ KC | L | S | 2 | 2 | 0 | 0.0 | 0.0 | 0 | 0 | 0 | 0 | 0 | 0 | 0 | 0 | 0 | 0 |
| Totals | | 2-1 | 3/3 | 10 | 10 | 0 | 0.0 | 0.0 | 0 | 0 | 0 | 0 | 0 | 0 | 0 | 3 | 0 | 0 |

TRAMAINE BROCK SR.'S NFL STATISTICS

REGULAR SEASON

| Year | Team | GP | GS | TACKLES | | | Sk | Yds | QBP | TFL | INTERCEPTIONS | | | | | FUMBLES | | | |
|-------------------|---------------|------------|-----------|------------|------------|-----------|------------|------------|----------|-----------|---------------|------------|-----------|----------|-----------|----------|----------|-----------|-----------|
| | | | | Tot | Solo | Asst | | | | | No | Yds | Lg | TD | PD | FF | FR | Yds | SpT |
| 2010 | San Francisco | 3 | 0 | 3 | 3 | 0 | 0.0 | 0.0 | 0 | 0 | 0 | 0 | 0 | 0 | 0 | 0 | 0 | 0 | 1 |
| 2011 | San Francisco | 11 | 0 | 4 | 4 | 0 | 0.0 | 0.0 | 0 | 1 | 2 | 18 | 18 | 0 | 4 | 0 | 0 | 0 | 1 |
| 2012 | San Francisco | 16 | 0 | 1 | 1 | 0 | 0.0 | 0.0 | 0 | 0 | 0 | 0 | 0 | 0 | 1 | 0 | 0 | 0 | 15 |
| 2013 | San Francisco | 16 | 7 | 35 | 33 | 2 | 0.0 | 0.0 | 0 | 0 | 5 | 82 | 41 | 1 | 13 | 0 | 0 | 0 | 2 |
| 2014 | San Francisco | 3 | 2 | 7 | 7 | 0 | 0.0 | 0.0 | 0 | 0 | 0 | 0 | 0 | 0 | 0 | 0 | 0 | 0 | 0 |
| 2015 | San Francisco | 15 | 15 | 53 | 45 | 8 | 0.0 | 0.0 | 0 | 2 | 3 | 26 | 26 | 0 | 11 | 0 | 0 | 0 | 0 |
| 2016 | San Francisco | 16 | 16 | 59 | 49 | 10 | 0.0 | 0.0 | 0 | 5 | 1 | 39 | 39 | 0 | 14 | 1 | 0 | 0 | 0 |
| 2017 | Minnesota | 11 | 0 | 6 | 5 | 1 | 0.0 | 0.0 | 0 | 0 | 0 | 0 | 0 | 0 | 1 | 0 | 0 | 0 | 2 |
| 2018 | Denver | 12 | 5 | 23 | 19 | 4 | 0.0 | 0.0 | 0 | 0 | 0 | 0 | 0 | 0 | 6 | 0 | 0 | 0 | 0 |
| 2019 | Arizona | 10 | 7 | 39 | 34 | 5 | 0.0 | 0.0 | 2 | 2 | 0 | 0 | 0 | 0 | 3 | 0 | 0 | 0 | 0 |
| 2019 | Tennessee | 4 | 4 | 13 | 10 | 3 | 0.0 | 0.0 | 0 | 1 | 0 | 0 | 0 | 0 | 2 | 0 | 0 | 0 | 0 |
| NFL Totals | | 117 | 56 | 243 | 210 | 33 | 0.0 | 0.0 | 2 | 11 | 11 | 165 | 41 | 1 | 55 | 1 | 0 | 19 | 21 |

PLAYOFFS

| Year | Team | GP | GS | TACKLES | | | Sk | Yds | QBP | TFL | INTERCEPTIONS | | | | | FUMBLES | | | |
|-----------------------|---------------|-----------|----------|-----------|-----------|----------|------------|------------|----------|----------|---------------|----------|----------|----------|----------|----------|----------|----------|----------|
| | | | | Tot | Solo | Asst | | | | | No | Yds | Lg | TD | PD | FF | FR | Yds | SpT |
| 2011 | San Francisco | 2 | 0 | 2 | 2 | 0 | 0.0 | 0.0 | 0 | 0 | 0 | 0 | 0 | 0 | 0 | 0 | 0 | 0 | 0 |
| 2012 | San Francisco | 3 | 0 | 2 | 2 | 0 | 0.0 | 0.0 | 0 | 0 | 0 | 0 | 0 | 0 | 0 | 0 | 0 | 0 | 1 |
| 2013 | San Francisco | 3 | 3 | 11 | 8 | 3 | 0.0 | 0.0 | 0 | 1 | 0 | 0 | 0 | 0 | 0 | 0 | 0 | 0 | 0 |
| 2017 | Minnesota | 2 | 0 | 0 | 0 | 0 | 0.0 | 0.0 | 0 | 0 | 0 | 0 | 0 | 0 | 0 | 0 | 0 | 0 | 0 |
| 2019 | Tennessee | 3 | 3 | 10 | 10 | 0 | 0.0 | 0.0 | 0 | 0 | 0 | 0 | 0 | 0 | 3 | 0 | 0 | 0 | 0 |
| Playoff Totals | | 13 | 6 | 25 | 22 | 3 | 0.0 | 0.0 | 0 | 1 | 0 | 0 | 0 | 0 | 3 | 0 | 0 | 0 | 1 |

Single-Game Highs

Tackles - 10 at N.Y. Giants (10/11/15)
 Interceptions - 2 vs. Houston (10/6/13)
 Interception Long - 41 vs. Carolina (11/10/13)
 Passes Defensed - 3 vs. Arizona (10/6/16)
 Forced Fumbles - 1 at Buffalo (10/16/16)
 Special Teams Tackles - 3 at New England (12/16/12)

Playoff Single-Game Highs

Tackles - 6 at Seattle (1/19/14)
 Passes Defensed - **2 at New England (1/4/20)**
 Special Teams Tackles - 1 at Atlanta (1/20/13)

Additional Statistics

Touchdowns - 1, 18-yard interception return vs. Houston (10/6/13)
 Special Teams Forced Fumble - 1 vs. L.A. Rams (11/11/12)



A.J. BROWN

WIDE RECEIVER • 6'1" • 226 LBS • COLLEGE: MISSISSIPPI

ACQUIRED: 2ND ROUND - 2019 • NFL EXPERIENCE (NFL/TITANS): ROOKIE

HOMETOWN: STARKVILLE, MISS.

GAMES PLAYED/GAMES STARTED: 16/11 (PLAYOFFS: 3/3)



PRO: The Titans selected A.J. Brown in the second round (51st overall) of the 2019 NFL Draft. The 6-foot-1-inch, 226-pounder brings a complete skill set to the receiving corps, excelling in route-running, blocking, and the ability to get open and catch the ball. Brown leaves Ole Miss as the program's all-time leading receiver with 2,984 yards, and tallied the most 100-yard receiving games in school history (12) over his three seasons. As a junior in 2018, he set Ole Miss' single-season receiving record both in yards (1,320) and catches (85).

CAREER HIGHLIGHTS:

- In 2018, Brown started all 12 games and set Ole Miss' single-season receiving records in yards (1,320) and catches (85), and led the SEC in both categories. His 1,320 receiving yards ranked seventh in the nation. Brown caught six touchdowns, averaging 110.0 yards per game, and he topped the 100-yard receiving mark in six contests.
- In 2018, he was named All-America Second Team (FWAA, Phil Steele), All-America Third Team (Associated Press), All-SEC First Team (Associated Press, coaches), and a finalist for the C Spire Conerly Trophy.
- In 2017, Brown caught 75 passes for 1,252 yards and a career-high 11 touchdowns. He became Ole Miss' single-season leader in receiving yards and receiving touchdowns. His 1,252 yards led the SEC and ranked 10th in the nation. Brown also became just the third receiver in Ole Miss history to record a 1,000-yard season.
- In 2017, he was named All-America Second Team (Phil Steele), All-America Third Team (Associated Press), All-SEC First Team (coaches, Associated Press, Phil Steele), and All-SEC Second Team (Athlon).
- In 2016, Brown played in every game as a true freshman and finished fifth on the team with 29 catches and 412 yards, and added a pair of touchdowns. He ranked fourth among SEC freshman with 2.4 catches per game and fifth with 34.4 receiving yards per game.

TITANS TIDBITS:

- Brown was selected in the 19th round of the 2016 Major League Baseball Draft by the San Diego Padres as a centerfielder and he participated in the team's extended spring training program each summer from 2016-18.
- He has a dog, Bentley Juan Brown, and runs an Instagram account for him @bentleyjuan1.
- During a pre-draft visit to San Francisco, Brown was able to link up and work out with Hall of Fame NFL receiver and fellow Mississippian Jerry Rice. Rice took Brown on the horse trail at Edgewood Park in Redwood City, known as one of Rice's training sites, where the pair ran hills as part of their work out. Brown's hometown Starkville, Miss., and Rice's hometown Crawford, Miss., are a 30-minute drive apart.
- In every sport Brown played growing up, he wore jersey No. 1.
- Brown names the 2017 Egg Bowl as his most memorable college football moment. "Playing against Mississippi State in my hometown," he says, "Everything was great. We won, and I had six catches for 167 yards and one touchdown." After reaching the endzone, Brown yelled to the crowd, "This is my city."
- Brown briefly stopped playing football during junior high and his freshman year of high school. He returned to the field his sophomore year after his high school coach suggested he play again.

CAREER TRANSACTIONS:

- The Starkville, Miss., native was selected by the Titans in the second round (51st overall) the 2019 NFL Draft.

SEASON RECAPS:

2019 (16/11, 3/3): Received all-rookie first team honors from the Pro Football Writers Association. Appeared in all 16 games with 11 starts at wide receiver as a rookie. Led the team with 52 receptions, 1,051 receiving yards and eight receiving touchdowns. Led all NFL rookies with 1,051 receiving yards, ranked fifth among all rookies with 52 receptions and tied for first among all NFL rookies with eight touchdown receptions. Led all NFL rookies with five 100-yard receiving games in 2019. His 20.2-yard receiving average in 2019 ranked second among all qualifying NFL players. Also rushed three times for 60 yards with a rushing score. Started all three postseason contests and notched five catches for 64 yards to go along with one rush for nine yards. Led the team in receiving yards eight times in 2019 (at CLE, at ATL, at CAR, vs. JAX, at IND, at OAK, vs. HOU, at HOU). Led or tied for the team lead in receptions six times in 2019 (vs. LAC, vs. JAX, at IND, at OAK, vs. HOU, at HOU). Has posted five career 100-yard receiving performances (at CLE, vs. JAX, at OAK, vs. HOU, at HOU). Made his first career start in his NFL debut at Cleveland (9/8/19). Collected his first two receiving touchdowns at Atlanta (9/29/19). Became the first rookie in the "Titans era" (1999–present) to have five 100-yard receiving games. Became the first rookie in the "Titans era" (1999–present) with at least five touchdown receptions—he finished with eight. Ranked third in team history for receiving yards by a rookie, fifth in franchise history for receptions by a rookie and tied for third in franchise history for touchdown receptions by a rookie. Posted his fourth touchdown reception of the season of at least 50 yards at Houston (12/29/19), the first rookie to do so since Randy Moss (five in 1998). Named the AFC Offensive Rookie of the Month for December, after hauling in 21 receptions for 470 yards with four touchdowns.

- At Cleveland (9/8), started at wide receiver in his NFL debut and snared three catches for a team-best 100 yards. With his 100 receiving yards, he became the franchise's first player with 100 receiving yards in his first career game since Sid Blanks on Sept. 12, 1964. Got the Titans' opening scoring drive rolling with his first career reception, a 47-yard catch-and-run play, in the first quarter. Kickstarted the Titans' scoring drive early in the third quarter with a 51-yard reception over the middle.
- Against Indianapolis (9/15), started at wide receiver and hauled in three passes for 25 yards.
- At Jacksonville (9/19), started at wide receiver and caught one pass for four yards.
- At Atlanta (9/29), played as a reserve at wide receiver and led the team with 94 receiving yards on three catches, including a team-high two touchdowns. Became the first Titans rookie with two or more touchdown receptions in a game since Chris Sanders against the Denver Broncos on Nov. 26, 1995. Gave the Titans an early 7-0 lead with a 55-yard catch-and-run touchdown on the first play of the second possession. Made an acrobatic, toe-drag 11-yard touchdown reception in the corner of the end zone late in the first quarter.
- Against Buffalo (10/6), started at wide receiver and snared two passes for 27 yards.
- At Denver (10/13), started at wide receiver and collected two receptions for 23 yards.
- Against L.A. Chargers (10/20), played as a reserve at wide receiver and tied for the team lead with six catches for 64 yards. Totaled three receptions for 42 yards during the Titans' touchdown drive late in the second quarter.
- Against Tampa Bay (10/27), saw action as a reserve at wide receiver and snared two passes for 11 yards with a touchdown. Gave the Titans a 27-23 lead with an eight-yard touchdown grab on third-and-eight midway through the fourth quarter.

- At Carolina (11/3), played as a reserve at wide receiver and led the team with 81 receiving yards on four catches. Extended the Titans' second touchdown drive with a beautiful over the shoulder catch on a 35-yard bomb on third-and-seven early in the fourth quarter.
- Against Kansas City (11/10), started at wide receiver and caught one pass for 17 yards.
- Against Jacksonville (11/24), saw action as a reserve at wide receiver and led the team with four catches and a career-high 135 receiving yards with a touchdown. Kickstarted the Titans' touchdown drive to open the second half with a 35-yard catch early in the third quarter. Increased the Titans lead to 35-3 with a career-long 65-yard catch-and-run touchdown in the third stanza.
- At Indianapolis (12/1), started at wide receiver and led the team with 45 receiving yards while tying for the team lead with three receptions.
- At Oakland (12/8), started at wide receiver and led the team with five catches, 153 receiving yards and two receiving scores. Gave the Titans a 14-7 advantage with a career-long 91-yard touchdown grab early in the second quarter. His 91-yard touchdown reception was the fourth-longest touchdown catch in franchise history and the longest since 1965. Increased the Titans lead to 21-14 with a physical 16-yard touchdown catch on third-and-13 in the second quarter.
- Against Houston (12/15), started at wide receiver and led the team with a career-high eight catches and 114 receiving yards with a touchdown. Got open deep and hauled in a 60-yard reception down the right sideline in the opening quarter. Extended the Titans' initial touchdown drive with a pair of third-down conversions: a nine-yard catch on third-and-five and an 11-yard reception on third-and-three in the third quarter. Evened the score at 14-14 with a five-yard touchdown grab early in the fourth quarter.
- Against New Orleans (12/22), started at wide receiver and hauled in a 34-yard catch to go along with a 49-yard rushing touchdown. Extended the Titans lead to 14-0 with a 49-yard touchdown jaunt on a reverse in the first quarter.
- At Houston (12/29), started at wide receiver and led the team with 124 receiving yards while tying for the team lead with four receptions and a receiving touchdown. Evened the score at 7-7 with a 51-yard catch-and-run touchdown down the right sideline on third-and-five in the opening quarter. Eclipsed 1,000 yards receiving for the season with a 24-yard grab from Marcus Mariota during the Titans' second touchdown drive. Set up the Titans' fourth touchdown 47-yard catch over double coverage down to the Houston one-yard line early in the fourth quarter.
- At New England (1/4), started at wide receiver in his first career postseason game and caught one pass for four yards.
- At Baltimore (1/11), started at wide receiver and hauled in one reception for nine yards. Extended the Titans' final touchdown drive with a nine-yard catch-and-run on a slant route on third-and-six in the third quarter.
- At Kansas City (1/19), started at wide receiver and grabbed three receptions for 51 yards. Kickstarted the Titans' first scoring drive with a 37-yard reception over the middle on the second play from scrimmage.

COLLEGE:

- In three seasons at Ole Miss (2016-18), Brown appeared in 36 games and made 25 starts. Brown set the standard in the Ole Miss record book, becoming the program's all-time leading receiver with 2,984 yards. He ranked third in school history with 189 receptions and fifth all-time with 19 touchdowns. Brown averaged 15.8 yards per catch and 82.9 yards per game, and he tallied the most 100-yard receiving games in Ole Miss history with 12. He became the third player in school history to top 1,000 yards in a single season, and the only receiver in Ole Miss history to tally 60 or more receptions in back-to-back seasons.

AS A JUNIOR (2018), played and started all 12 games and set career highs and Ole Miss single-season receiving records with 85 receptions and 1,320 yards. His 1,320 receiving yards led the SEC, were seventh in the nation, and broke the Ole Miss record for single-season receiving yards that he had set in 2017. He added six touchdowns on the year. Brown had six games of 100-plus yards and caught seven or more passes in seven contests. Earned All-America honors from FWAA (second team), Phil Steele (second team), Associated Press (third team), and All-SEC first team honors (Associated Press, coaches). Named a Biletnikoff Award semifinalist and was a finalist for the C Spire Conerly Trophy.

- Against Southern Illinois (9/8), caught eight passes for 158 yards and two touchdowns. Named to Pro Football Focus' SEC Team of the Week for his performance.
- Against Louisiana-Monroe (10/6), caught nine receptions for 133 yards

and one touchdown. Helped set Ole Miss' single-game school record in receiving yards (517).

- Against Auburn (10/20), made 10 catches for 155 yards and a score. His 155 yards were the most ever by an Ole Miss receiver against Auburn.
- At Texas A&M (11/10), tallied six catches for 127 yards and in the process became Ole Miss' career leader in receiving yards.
- At Vanderbilt (11/17), tied season-high with nine receptions for a season-high 212 yards and one touchdown. Brown's touchdown came on a career-high 84-yard reception. It marked the fourth time an Ole Miss receiver surpassed the 200-yard mark, and the second time Brown recorded such a performance (9/2/17 against South Alabama).

AS A SOPHOMORE (2017), played and started all 12 games and caught 75 passes for 1,254 yards and a career-high 11 touchdowns. His 11 scores tied Ole Miss' single-season school record, led the SEC and ranked 11th in the nation. Posted six 100-yard games and became the third receiver in Ole Miss history to record a 1,000-yard season. Brown's 1,254 receiving yards led the SEC, ranked 10th in the nation, and broke the school record for a single season. Scored two touchdowns in four different contests. Earned All-America honors from Phil Steele (second team), Associated Press (third team), All-SEC first team honors (coaches, Associated Press, Phil Steele) and second team honors (Athlon). He was the 2017 recipient of the C Spire Conerly Trophy, and was a semifinalist for the Biletnikoff Award.

- Against South Alabama (9/1), caught eight passes for a career-high and Ole Miss record 233 yards and two touchdowns. Became the first receiver in school history with two 70-yard receiving touchdowns in the same game (71, 77 yards). His 233 yards were the 13th-most in a game in SEC history. Named to Pro Football Focus' National Team of the Week for his performance.
- Against Vanderbilt (10/14), made eight catches for 174 yards and two touchdowns.
- Against Louisiana (11/11), tied the Ole Miss record for most receptions in a game with 14. Finished the game with 185 yards and two touchdowns.
- At Mississippi State in the Egg Bowl (11/23/17), caught six passes for 167 yards and a touchdown.

AS A FRESHMAN (2016), played in all 12 games with one start as a true freshman. He finished fifth on the team with 29 catches and 412 yards, and added a pair of touchdowns. He ranked fourth among SEC freshman with 2.4 catches per game and fifth with 34.4 receiving yards per game.

- Against Florida State (9/5), started the first game of his career and posted two receptions for 28 yards.
- Against Wofford (9/10), caught two passes for 15 yards and his first career touchdown.
- Against Alabama (9/17), made two receptions for 28 yards and a score.
- Majored in broadcast journalism and minored in criminal justice and education at Ole Miss.

PERSONAL:

- Attended Starkville (Miss.) High School and was an Under Armour All-America selection and a consensus 4-star prospect by the major recruiting services.
- Ranked the No. 45 overall recruit by Scout, No. 47 by 24/7 Sports, No. 53 by Rivals, and No. 66 by ESPN.
- As a senior, caught 83 passes for 1,371 yards and 13 touchdowns en route to leading Starkville to a 6A state championship.
- Named first team All-State by USA Today, The Clarion-Ledger, and the Mississippi Association of Coaches.
- Became the second player ever to be selected to both the Under Armour football and baseball All-American games.
- Also played baseball and basketball in high school. Brown batted over .360 for the Yellowjackets.
- List of favorites: (movie) "Bad Boys"; (TV show) "Martin"; (musician) "Kevin Gates"; (dessert) chocolate cake.
- Has two older sisters.
- Son of Arthur Brown, Josette Robertson and Mellisa Smith.
- Follow Brown on Twitter at @Brown1arthur.
- Follow Brown on Instagram at @1k_alwaysopen.
- Born Arthur Juan Brown on June 30, 1997 in Starkville, Miss.

A.J. BROWN'S COLLEGE STATISTICS

| Year | Team | GP | GS | RECEIVING | | | | | | RUSHING | | | | |
|------------|-------------|----|----|-----------|-------|------|-----|----|--|---------|-----|-----|----|----|
| | | | | No | Yds | Avg | Lg | TD | | Att | Yds | Avg | Lg | TD |
| 2016 | Mississippi | 12 | 1 | 29 | 412 | 14.2 | 37 | 2 | | 0 | 0 | - | - | 0 |
| 2017 | Mississippi | 12 | 12 | 75 | 1,252 | 16.7 | 77 | 11 | | 0 | 0 | - | - | 0 |
| 2018 | Mississippi | 12 | 12 | 85 | 1,320 | 15.5 | 84t | 6 | | 0 | 0 | - | - | 0 |
| NFL Totals | | 36 | 25 | 189 | 2,984 | 15.8 | 84t | 19 | | 0 | 0 | - | - | 0 |

Single-Game Highs

Receptions - 14 vs. Louisiana (11/11/17)

Receiving Yards - 233 vs. South Alabama (9/2/17)

Long Reception - 84t at Vanderbilt (11/17/18)

Receiving Touchdowns - 2 (Five times, last vs. Southern Illinois 9/8/18)

A.J. BROWN'S GAME-BY-GAME

| 2019 Tennessee Titans | | | | | RECEIVING | | | | | | | | | |
|-----------------------|-------|-----|-----|----|-----------|------|-----|----|--|----------|-------|-----|-------|-------|
| Date | Opp. | W/L | P/S | No | Yds | Avg | Lg | TD | | | | | | |
| Sept 8 | @ Cle | W | S | 3 | 100 | 33.3 | 51 | 0 | | Dec 1 | @ Ind | W | S | 3 |
| Sept 15 | Ind | L | S | 3 | 25 | 8.3 | 11 | 0 | | Dec 8 | @ Oak | W | S | 5 |
| Sept 19 | @ Jax | L | S | 1 | 4 | 4.0 | 4 | 0 | | Dec 15 | Hou | L | S | 8 |
| Sept 29 | @ Atl | W | p | 3 | 94 | 31.3 | 55t | 2 | | Dec 22 | NO | L | S | 1 |
| Oct 6 | Buf | L | S | 2 | 27 | 13.5 | 14 | 0 | | Dec 29 | @ Hou | W | S | 4 |
| Oct 13 | @ Den | L | S | 2 | 23 | 11.5 | 13 | 0 | | Totals | | 9-7 | 16/11 | 52 |
| Oct 20 | LAC | W | p | 6 | 64 | 10.7 | 16 | 0 | | Playoffs | | | | 1,051 |
| Oct 27 | TB | W | p | 2 | 11 | 5.5 | 8t | 1 | | Jan 4 | @ NE | W | S | 1 |
| Nov 3 | @ Car | L | p | 4 | 81 | 20.3 | 35 | 0 | | Jan 11 | @ Bal | W | S | 1 |
| Nov 10 | KC | W | S | 1 | 17 | 17.0 | 17 | 0 | | Jan 19 | @ KC | L | S | 3 |
| Nov 24 | Jax | W | p | 4 | 135 | 33.8 | 65t | 1 | | Totals | | 2-1 | 3/3 | 5 |

A.J. BROWN'S NFL STATISTICS

| REGULAR SEASON | | | | RECEIVING | | | | | | RUSHING | | | | |
|----------------|-----------|----|----|-----------|-------|------|-----|----|--|---------|-----|------|-----|----|
| Year | Team | GP | GS | No | Yds | Avg | Lg | TD | | Att | Yds | Avg | Lg | TD |
| 2019 | Tennessee | 16 | 11 | 52 | 1,051 | 20.2 | 91t | 8 | | 3 | 60 | 20.0 | 49t | 1 |
| NFL Totals | | 16 | 11 | 52 | 1,051 | 20.2 | 91t | 8 | | 3 | 60 | 20.0 | 49t | 1 |

| PLAYOFFS | | | | RECEIVING | | | | | | RUSHING | | | | |
|------------|-----------|----|----|-----------|-----|------|----|----|--|---------|-----|-----|----|----|
| Year | Team | GP | GS | No | Yds | Avg | Lg | TD | | Att | Yds | Avg | Lg | TD |
| 2019 | Tennessee | 3 | 3 | 5 | 64 | 12.8 | 37 | 0 | | 1 | 9 | 9.0 | 9 | 0 |
| NFL Totals | | 3 | 3 | 5 | 64 | 12.8 | 37 | 0 | | 1 | 9 | 9.0 | 9 | 0 |

Single-Game Highs

Receptions - 8 vs. Houston (12/15/19)

Receiving Yards - 153 at Oakland (12/8/19)

Long Reception - 91t at Oakland (12/8/19)

Receiving Touchdowns - 2 (Twice, last at Oakland 12/8/19)

Rushing Attempts - 1 (Three times, last vs. New Orleans 12/22/19)

Rushing Yards - 49 vs. New Orleans (12/22/19)

Long Rush - 49t vs. New Orleans (12/22/19)

Rushing Touchdowns - 1 vs. New Orleans (12/22/19)

Playoff Single-Game Highs

Receptions - 3 at Kansas City (1/19/20)

Receiving Yards - 51 at Kansas City (1/19/20)

Long Reception - 37 at Kansas City (1/19/20)

Rushing Attempts - 1 at Baltimore (1/11/20)

Rushing Yards - 9 at Baltimore (1/11/20)

Long Rush - 9 at Baltimore (1/11/20)

Additional Career Statistics

Misc. Tackles - 1 (2019)



55 JAYON BROWN

LINEBACKER • 6'0" • 226 LBS • COLLEGE: UCLA

ACQUIRED: 5TH ROUND - 2017 • NFL EXPERIENCE (NFL/TITANS): 3/3

HOMETOWN: LONG BEACH, CALIF.

GAMES PLAYED/GAMES STARTED: 46/23 (PLAYOFFS: 4/2)



PRO: The Titans selected Jayon Brown in the fifth round of the 2017 NFL Draft. The 6-foot, 226-pound defender was identified quickly as the defense's nickel linebacker and played extensively as a rookie. In his second season, he emerged as one of the defense's top playmakers, finishing second on the squad in total tackles (107) and sacks (six). He possesses tremendous speed for the position and excels at covering tight ends and running backs. At UCLA, he was a two-year starter and led the team in tackles during his junior and senior campaigns.

CAREER HIGHLIGHTS:

- In 2018, he finished second on the defense with 107 tackles and six sacks, and his 18 quarterback pressures tied for the second-highest total on the team. He was one of only six NFL linebackers with at least six sacks, one interception, one forced fumble and one fumble recovery during the season.
- Against Indianapolis on Dec. 30, 2019, he recorded his first career interception and returned the ball 22 yards for his first career touchdown. He later recorded a forced fumble and fumble recovery, and in doing so, he became the third NFL player in 2018 to record an interception for a touchdown, a forced fumble and a fumble recovery in the same game (Bobby Wagner, Khalil Mack). Brown became the first Titans player to accomplish the feat since at least 1993.
- As a rookie in 2017, Brown appeared in every game as the team's nickel linebacker. He registered 67 tackles, which tied for the 10th-highest total by a "Titans era" rookie (1999–present) and ranked fifth among the team's rookie linebackers in that span.

TITANS TIDBITS:

- Brown went to the same California high school, Long Beach Poly, as Titans teammate Jurrell Casey. Brown's older brother, Juwan, was Jurrell's teammate there.
- He likes spending as much time as possible with his dogs, "a mutt named Lou" and a Rottweiler named Kali. He also enjoys puzzles and watching movies.
- Former Long Beach Poly and New England Patriots star Willie McGinest is a close friend of the Brown family.
- Brown's younger brother, Joshua, is a defensive end at the University of Arizona, and his two older brothers also played college football. Jason played linebacker at Idaho, while Juwan was a defensive lineman at Southern Oregon.

CAREER TRANSACTIONS:

- The Long Beach, Calif., native was selected by the Titans in the fifth round (155th overall) of the 2017 NFL Draft.

SEASON RECAPS:

2019 (14/14, 2/2): Started 14 games at linebacker. Ranked third on the team with a career-high 117 tackles and fourth on squad with nine passes defended. Also notched a sack, an interception, seven quarterback pressures, four stops for loss and a fumble recovery for a touchdown. Was inactive for two games. Started two postseason games at linebacker and collected eight tackles and a pass defended. Was inactive for a postseason contest. Led the team in tackles five times in 2019 (vs. IND, at JAX, vs. JAX, at IND, vs. NO). Led or tied for the team lead in passes defended four times in 2019 (at CLE, vs. TB, at IND, at KC).

- At Cleveland (9/8), started at linebacker and collected three tackles, two passes defended and a quarterback pressure. Deflected a pass intended for Rashard Higgins and the ball was almost intercepted on the opening

play from scrimmage in the first quarter. Batted down a pass intended for Demetrius Harris midway through the second quarter.

- Against Indianapolis (9/15), started at linebacker and led the team with 10 tackles, while adding a pass defended. Teamed with Rashaan Evans to stuff Marlon Mack for no gain on a rush off right guard late in the fourth quarter.
- At Jacksonville (9/19), started at linebacker and led the team with 11 tackles, including a stop for loss and a quarterback pressure. Teamed with Jurrell Casey to stuff Leonard Fournette for no gain on a rush up the middle in the second quarter.
- At Atlanta (9/29), started at linebacker and registered nine tackles, a sack, three quarterback pressures, a stop for loss and a pass defended. Tipped a pass intended to Julio Jones in the second quarter. Halted a Falcons' drive by dropping Matt Ryan for a one-yard sack on fourth-and-four late in the final stanza.
- Against Buffalo (10/6), started at linebacker and notched eight tackles. Ended a Bills' drive by stopping Josh Allen for a one-yard rush on fourth-and-two in the first quarter. Stuffed T.J. Yeldon for no gain on a short pass early in the second quarter.
- At Denver (10/13), started at linebacker and recorded a tackle before leaving the game early in the first quarter with an injury.
- Against L.A. Chargers (10/20), was inactive.
- Against Tampa Bay (10/27), started at linebacker and tallied seven tackles and tied for the team lead with a career-best three passes defended. Broke up a pass intended for Dare Ogunbowale in the second stanza. Knocked out a pass intended for Peyton Barber along the sideline in the third quarter.
- At Carolina (11/3), started at linebacker and produced nine tackles.
- Against Kansas City (11/10), was inactive.
- Against Jacksonville (11/24), started at linebacker and led the team with a career-high 16 tackles with a quarterback pressure.
- At Indianapolis (12/1), started at linebacker and led the team with 10 tackles and a pass defended. Broke up a pass intended for Jack Doyle in the fourth quarter.
- At Oakland (12/8), started at linebacker and amassed seven tackles, a stop for loss and a fumble recovery returned for a touchdown. Flew over the line and stuffed Alec Ingold for a one-yard loss on a first-and-goal rush from the one-yard line late in the second quarter. Scooped up a Darren Waller fumble along the sideline that was forced by Tye Smith and raced 47 yards for a touchdown early in the fourth quarter.
- Against Houston (12/15), started at linebacker and totaled 11 tackles and an interception. Halted a potential Texans' scoring drive by intercepting a Deshaun Watson pass in the end zone after it was initially batted in the air by Jeffery Simmons at the line of scrimmage.
- Against New Orleans (12/22), started at linebacker and led the team with 11 tackles, including a stop for loss and a quarterback pressure. Stopped Alvin Kamara for a two-yard loss on a short pass late in the second quarter.
- At Houston (12/29), started at linebacker and recorded four tackles.
- At New England (1/4), started at linebacker and posted three tackles before leaving the game in the second quarter with an injury. Combined with Rashaan Evans to stonewall Sony Michel for no gain on a rush off right tackle in the opening quarter.
- At Baltimore (1/11), was inactive.
- At Kansas City (1/19), started at linebacker and registered five tackles and a pass defended. Broke up a pass intended for Damien Williams in the third quarter.

2018 (16/9): Played in all 16 games with nine starts at linebacker. Ranked second on the squad with 107 tackles and six sacks and tied for second on the team with 18 quarterback pressures. Collected six tackles for loss,

an interception he returned for a touchdown, seven passes defended, two forced fumbles, a fumble recovery and a special teams tackle. Led the team in tackles three times (vs. PHI, at BUF, at LAC). Led or tied for the team lead in sacks five times (vs. PHI, at BUF, at LAC, at DAL, vs. NYJ). Tied for the team lead in passes defended four times (vs. PHI, at IND, vs. NYJ, vs. IND). Tied for the team lead in quarterback pressures twice (at BUF, vs. NYJ). Made his first career NFL start at linebacker against Philadelphia (9/30/18).

- Against Philadelphia (9/30), made his first career start at linebacker and led the team with 11 tackles, including a sack, a stop for loss, four quarterback pressures and a pass defended. Combined with Jurrell Casey to stonewall Jay Ajayi for no gain on a rush off right end early in the second quarter. Teamed with Brian Orakpo to stuff Wendell Smallwood for a three-yard loss on a short pass late in the second stanza. Dropped Carson Wentz for a 10-yard sack on the first play of the fourth quarter.
- At Buffalo (10/7), started at linebacker and led the team with 11 tackles, a sack, two stops for loss and two quarterback pressures. Sniffed out an end around and stopped Ray-Ray McCloud for a three-yard loss in the first quarter. Forced the Bills to settle for a field goal by sacking Josh Allen for a five-yard loss on third-and-five late in the third quarter.
- At Los Angeles Chargers in London (10/21), saw action as a reserve at linebacker and led the team with eight tackles, including a sack, a stop for loss and a quarterback pressure. Sacked Philip Rivers for a one-yard loss late in the third quarter. Stuffed Austin Ekeler for no gain on a rush off left tackle in the final stanza.
- At Dallas (11/5), saw significant action as a reserve at linebacker and posted four tackles, including a sack, forced fumble and a quarterback pressure. Stonewalled Ezekiel Elliott for a three-yard loss on a rush off right guard in the first quarter. Ended a Cowboys' drive by strip-sacking Dak Prescott on third-and-13 and the loose ball was recovered by Wesley Woodyard at the Dallas 40-yard line.
- Against New England (11/11), started at linebacker and notched four tackles, a half sack and a quarterback pressure. Ended a Patriots' drive by combining with Wesley Woodyard to sack Tom Brady for a five-yard loss on third-and-nine on the opening drive of the third quarter.
- At Houston (11/26), saw action as a reserve at linebacker and recorded seven tackles, including a half sack, a stop for loss and a quarterback pressure. Halted a Texans' drive by combining with Derrick Morgan to drop Deshaun Watson for an 11-yard sack on third-and-two in the first quarter.
- Against N.Y. Jets (12/2), started at linebacker and tallied five tackles, including a sack, a quarterback pressure and a pass defended. Dropped Josh McCown for a one-yard sack in the third quarter. Deflected a pass intended for Chris Herndon in the third quarter. Halted a Jets' drive by stuffing Trenton Cannon for no gain on a run off right end late in the fourth quarter.
- At N.Y. Giants (12/16), played as a reserve at linebacker and posted three tackles and a pass defended in the Titans' first shutout win since 2000. Broke up a pass intended for Evan Engram late in the second quarter.
- Against Indianapolis (12/30), started at linebacker and registered nine tackles, an interception returned for a score, another pass defended, a forced fumble and a fumble recovery. Became the third NFL player in 2018 to record an interception for a touchdown, a forced fumble and a fumble recovery in the same game. Brown became the first Titans player to accomplish the feat since at least 1993. Intercepted an Andrew Luck pass that was intended for Nyheim Hines and raced 22 yards for a touchdown in the second quarter. Halted a Colts' drive by breaking up a third-and-one pass intended for Eric Ebron in the second quarter. Stunted a potential Colts' scoring drive by forcing and recovering a Marlon Mack fumble in the second quarter.

2017 (16/0, 2/0): Played in all 16 games as a reserve linebacker in his rookie campaign and posted 67 tackles, 1.5 sacks, six quarterback pressures, two tackles for loss, four passes defended, a fumble recovery and two special teams tackles. Saw action in both postseason contests and notched five tackles and a pass defended. Appeared in his first career NFL game against Oakland (9/10/17). Tied for the team lead in sacks once (at SF). Tied for the team lead in passes defended twice (at JAX, vs. IND). Tied for the team lead in special teams tackles twice (vs. SEA, at PIT).

- Against Oakland (9/10), played as a reserve at linebacker in his NFL debut and posted four tackles. Stuffed Michael Crabtree for no gain on a short pass in the third quarter.
- Against Indianapolis (10/16), recorded four tackles and a team-high two passes defended. Ended a Colts' drive by breaking up a third-and-five pass intended for Jack Doyle in the third quarter. Defended a third-and-20 pass intended for Doyle in the fourth stanza.

- Against Baltimore (11/5), collected a then-career-best six tackles.
- At Pittsburgh (11/16), notched five tackles, including a stop for loss. Tied for the team lead with a special teams tackle on coverage units. Stopped Le'Veon Bell for a one-yard loss on a short pass in the second quarter.
- At Indianapolis (11/26), registered three tackles, including a half sack and two quarterback pressures. Halted a Colts' drive by combining with Derrick Morgan to sack Jacoby Brissett for a three-yard sack on third-and-12 in the first quarter.
- At Arizona (12/10), tallied a season-high seven tackles.
- At San Francisco (12/17), posted five tackles, including a sack, two quarterback pressures and a stop for loss. Stuffed Carlos Hyde for no gain on a rush off right end late in the second quarter. Dropped Jimmy Garoppolo for a sack in the fourth quarter.
- Against Jacksonville (12/31), tallied two tackles and a fumble recovery. Recovered a Keelan Cole fumble that was forced by Adoree' Jackson late in the second quarter.
- At Kansas City (1/6), recorded three tackles in his first career postseason game.

COLLEGE:

- In four seasons at UCLA (2013-16), Brown appeared in 49 games with 21 starts and totaled 220 tackles, three sacks, nine tackles for loss, three interceptions, 15 passes defended, one forced fumble and four fumble recoveries. He started 21 games over his final two seasons and totaled nine games with double-digit tackles.
- As a senior (2016), played and started 12 games and led the Bruins with 119 tackles, which tied for 16th on the all-time school single-season list. Added 2.5 sacks, seven tackles for loss (ranked third on team), three interceptions (ranked third on team), 23 passes defended and two fumble recoveries. Named first-team All-Pac-12 Conference. Ranked ninth in the country and led the Pac-12 with 9.9 total tackles per game. Tied for 10th in the Pac-12 in interceptions. Became the first UCLA player with 100 tackles in a season since Eric Kendricks (149) in 2014.
- As a junior (2015), saw action in 12 games with nine starts, entering the starting lineup after an injury to Myles Jack. Went on to lead the team with 93 tackles and ranked second on the squad with six passes defended.
- As a sophomore (2014), saw action in 12 games, primarily as a special teams player. Credited with two tackles on the year. Returned five kickoffs for 42 total yards.
- As a freshman (2013), appeared in all 13 games as a special teams player and reserve linebacker and made six tackles on the season. Presented with the John Boncheff, Jr. Award for Rookie of the Year on special teams at the team's annual banquet. Earned a spot on the Athletic Director's Academic Honor Roll.
- Graduated from UCLA in spring 2017 with a degree in political science.

PERSONAL:

- Attended Long Beach (Calif.) Poly High School, where he became a three-star recruit according to Scout.com and Rivals.com. Ranked as the No. 87 outside linebacker in the nation according to Scout.com and the No. 17 OLB in the West. Rated as ESPN.com's No. 122 outside linebacker in the nation and the No. 156-rated recruit in the state of California. Earned PrepStar All-West Region honors.
- As a senior, helped lead his team to 12-4 and was credited with 112 tackles and 11.5 tackles for loss. Named CIF Pac-5 Division Defensive Player of the Year, a first-team All-CIF Pac-5 Division selection and Long Beach Press-Telegram's Dream Team.
- List of favorites: (TV show) "Game of Thrones"; (movies) "Interstellar" and "Friday"; (musicians) Future and Rae Sremmurd; (food) Mexican food; and (guilty pleasure) Flamin' Hot Cheetos.
- Follow Brown on Twitter and Instagram at @JayonBrown12.
- Born Jayon Lee Brown on Feb. 26, 1995 in Long Beach, Calif.

JAYON BROWN'S GAME-BY-GAME

2017 Tennessee Titans

| Date | Opp | W/L | P/S | Tot Solo Asst | Sk - Yds | QBP | TFL | Int - Yds -TD | PD | FF | FR - Yds | SpT |
|---------------|-------|-----|-----|-----------------|-------------------------|----------|----------|------------------------|----------|----|----------|-----|
| Sept 10 | Oak | L | p | 4 3 1 | 0.0 0.0 | 0 | 0 | 0 0 0 0 0 0 0 0 | 0 | 0 | 0 | 0 |
| Sept 17 | @ Jax | W | p | 3 1 2 | 0.0 0.0 | 0 | 0 | 0 0 0 0 1 0 0 0 | 0 | 0 | 0 | 0 |
| Sept 24 | Sea | W | p | 5 3 2 | 0.0 0.0 | 0 | 0 | 0 0 0 0 0 0 0 0 | 0 | 0 | 0 | 1 |
| Oct 1 | @ Hou | L | p | 5 3 2 | 0.0 0.0 | 1 | 0 | 0 0 0 0 0 0 0 0 | 0 | 0 | 0 | 0 |
| Oct 8 | @ Mia | L | p | 1 1 0 | 0.0 0.0 | 0 | 0 | 0 0 0 0 0 0 0 0 | 0 | 0 | 0 | 0 |
| Oct 16 | Ind | W | p | 4 2 2 | 0.0 0.0 | 1 | 0 | 0 0 0 0 2 0 0 0 | 0 | 0 | 0 | 0 |
| Oct 22 | @ Cle | W | p | 5 3 2 | 0.0 0.0 | 0 | 0 | 0 0 0 0 0 0 0 0 | 0 | 0 | 0 | 0 |
| Nov 5 | Bal | W | p | 6 5 1 | 0.0 0.0 | 0 | 0 | 0 0 0 0 0 0 0 0 | 0 | 0 | 0 | 0 |
| Nov 12 | Cin | W | p | 6 4 2 | 0.0 0.0 | 0 | 0 | 0 0 0 0 0 0 0 0 | 0 | 0 | 0 | 0 |
| Nov 16 | @ Pit | L | p | 5 3 2 | 0.0 0.0 | 0 | 1 | 0 0 0 0 0 0 0 0 | 0 | 0 | 0 | 1 |
| Nov 26 | @ Ind | W | p | 3 1 2 | 0.5 1.5 | 2 | 0 | 0 0 0 0 0 0 0 0 | 0 | 0 | 0 | 0 |
| Dec 3 | Hou | W | p | 1 0 1 | 0.0 0.0 | 0 | 0 | 0 0 0 0 1 0 0 0 | 0 | 0 | 0 | 0 |
| Dec 10 | @ Ari | L | p | 7 3 4 | 0.0 0.0 | 0 | 0 | 0 0 0 0 0 0 0 0 | 0 | 0 | 0 | 0 |
| Dec 17 | @ SF | L | p | 5 5 0 | 1.0 0.0 | 2 | 1 | 0 0 0 0 0 0 0 0 | 0 | 0 | 0 | 0 |
| Dec 24 | LAR | L | p | 5 3 2 | 0.0 0.0 | 0 | 0 | 0 0 0 0 0 0 0 0 | 0 | 0 | 0 | 0 |
| Dec 31 | Jax | W | p | 2 2 0 | 0.0 0.0 | 0 | 0 | 0 0 0 0 0 0 1 0 | 0 | 0 | 0 | 0 |
| Totals | | | | 9-7 16/0 | 67 42 25 1.5 1.5 | 6 | 2 | 0 0 0 0 4 0 1 0 | 2 | | | |

Playoffs

| | | | | | | | | | | | | |
|---------------|------|---|---|----------------|----------------------|----------|----------|------------------------|----------|---|---|---|
| Jan 6 | @ KC | W | p | 3 2 1 | 0.0 0.0 | 0 | 0 | 0 0 0 0 0 0 0 0 | 0 | 0 | 0 | 0 |
| Jan 13 | @ NE | L | p | 2 2 0 | 0.0 0.0 | 0 | 0 | 0 0 0 0 1 0 0 0 | 0 | 0 | 0 | 0 |
| Totals | | | | 1-1 2/0 | 5 4 1 0.0 0.0 | 0 | 0 | 0 0 0 0 1 0 0 0 | 0 | | | |

2018 Tennessee Titans

| Date | Opp | W/L | P/S | Tot Solo Asst | Sk - Yds | QBP | TFL | Int - Yds -TD | PD | FF | FR - Yds | SpT |
|---------|-------|-----|-----|---------------|----------|-----|-----|-----------------|----|----|----------|-----|
| Sept 9 | @ Mia | L | p | 6 5 1 | 0.0 0.0 | 0 | 0 | 0 0 0 0 0 0 0 0 | 0 | 0 | 0 | 0 |
| Sept 16 | Hou | W | p | 4 2 2 | 0.0 0.0 | 2 | 0 | 0 0 0 0 0 0 0 0 | 0 | 0 | 0 | 0 |
| Sept 23 | @ Jax | W | p | 6 5 1 | 0.0 0.0 | 0 | 1 | 0 0 0 0 0 0 0 0 | 0 | 0 | 0 | 1 |
| Sept 30 | Phi | W | S | 11 9 2 | 1.0 10.0 | 4 | 1 | 0 0 0 0 1 0 0 0 | 0 | 0 | 0 | 0 |
| Oct 7 | @ Buf | L | S | 11 8 3 | 1.0 3.0 | 2 | 2 | 0 0 0 0 0 0 0 0 | 0 | 0 | 0 | 0 |
| Oct 14 | Bal | L | S | 8 4 4 | 0.0 0.0 | 2 | 0 | 0 0 0 0 0 0 0 0 | 0 | 0 | 0 | 0 |
| Oct 21 | @ LAC | L | p | 8 7 1 | 1.0 1.0 | 1 | 1 | 0 0 0 0 0 0 0 0 | 0 | 0 | 0 | 0 |
| Nov 5 | @ Dal | W | p | 4 3 1 | 1.0 2.0 | 1 | 0 | 0 0 0 0 0 1 0 0 | 0 | 0 | 0 | 0 |

| | | | | | | | | | | | | |
|---------------|-------|---|---|-----------------|---------------------------|-----------|----------|-------------------------|---|---|---|---|
| Nov 11 | NE | W | S | 4 2 2 | 0.5 2.5 | 1 | 0 | 0 0 0 0 0 0 0 0 | 0 | 0 | 0 | 0 |
| Nov 18 | @ Ind | L | S | 7 4 3 | 0.0 0.0 | 0 | 0 | 0 0 0 0 0 1 0 0 | 0 | 0 | 0 | 0 |
| Nov 26 | @ Hou | L | p | 6 4 2 | 0.5 5.5 | 1 | 1 | 0 0 0 0 0 0 0 0 | 0 | 0 | 0 | 0 |
| Dec 2 | NYJ | W | S | 5 4 1 | 1.0 1.0 | 1 | 0 | 0 0 0 0 1 0 0 0 | 0 | 0 | 0 | 0 |
| Dec 6 | Jax | W | S | 6 4 2 | 0.0 0.0 | 3 | 0 | 0 0 0 0 1 0 0 0 | 0 | 0 | 0 | 0 |
| Dec 16 | @ NYG | W | p | 3 3 0 | 0.0 0.0 | 0 | 0 | 0 0 0 0 1 0 0 0 | 0 | 0 | 0 | 0 |
| Dec 22 | Was | W | S | 9 6 3 | 0.0 0.0 | 0 | 0 | 0 0 0 0 0 0 0 0 | 0 | 0 | 0 | 0 |
| Dec 30 | Ind | L | S | 9 6 3 | 0.0 0.0 | 0 | 0 | 1 22 1 2 1 1 7 0 | 0 | 0 | 0 | 0 |
| Totals | | | | 9-7 16/9 | 107 76 31 6.0 25.0 | 18 | 6 | 1 22 1 7 2 1 7 1 | | | | |

2019 Tennessee Titans

| Date | Opp | W/L | P/S | Tot Solo Asst | Sk - Yds | QBP | TFL | Int - Yds -TD | PD | FF | FR - Yds | SpT |
|---------------|-------|-----|-----|------------------|--------------------------|----------|----------|--------------------------|----|----|----------|-----|
| Sept 8 | @ Cle | W | S | 3 2 1 | 0.0 0.0 | 1 | 0 | 0 0 0 0 2 0 0 0 | 0 | 0 | 0 | 0 |
| Sept 15 | Ind | L | S | 10 8 2 | 0.0 0.0 | 0 | 0 | 0 0 0 0 1 0 0 0 | 0 | 0 | 0 | 0 |
| Sept 19 | @ Jax | L | S | 11 9 2 | 0.0 0.0 | 1 | 1 | 0 0 0 0 0 0 0 0 | 0 | 0 | 0 | 0 |
| Sept 29 | @ Atl | W | S | 9 6 3 | 1.0 1.0 | 3 | 1 | 0 0 0 0 1 0 0 0 | 0 | 0 | 0 | 0 |
| Oct 6 | Buf | L | S | 8 7 1 | 0.0 0.0 | 0 | 0 | 0 0 0 0 0 0 0 0 | 0 | 0 | 0 | 0 |
| Oct 13 | @ Den | L | S | 1 1 0 | 0.0 0.0 | 0 | 0 | 0 0 0 0 0 0 0 0 | 0 | 0 | 0 | 0 |
| Oct 20 | LAC | W | IA | | | | | | | | | |
| Oct 27 | TB | W | S | 7 7 0 | 0.0 0.0 | 0 | 0 | 0 0 0 0 3 0 0 0 | 0 | 0 | 0 | 0 |
| Nov 3 | @ Car | L | S | 9 7 2 | 0.0 0.0 | 0 | 0 | 0 0 0 0 0 0 0 0 | 0 | 0 | 0 | 0 |
| Nov 10 | KC | W | IA | | | | | | | | | |
| Nov 24 | Jax | W | S | 16 11 5 | 0.0 0.0 | 1 | 0 | 0 0 0 0 0 0 0 0 | 0 | 0 | 0 | 0 |
| Dec 1 | @ Ind | W | S | 10 7 3 | 0.0 0.0 | 0 | 0 | 0 0 0 0 1 0 0 0 | 0 | 0 | 0 | 0 |
| Dec 8 | @ Oak | W | S | 7 3 4 | 0.0 0.0 | 0 | 1 | 0 0 0 0 0 0 1 47t | 0 | 0 | 0 | 0 |
| Dec 15 | Hou | L | S | 11 8 3 | 0.0 0.0 | 0 | 0 | 1 0 0 0 1 0 0 0 | 0 | 0 | 0 | 0 |
| Dec 22 | NO | L | S | 11 10 1 | 0.0 0.0 | 1 | 1 | 0 0 0 0 0 0 0 0 | 0 | 0 | 0 | 0 |
| Dec 29 | @ Hou | W | S | 4 3 1 | 0.0 0.0 | 0 | 0 | 0 0 0 0 0 0 0 0 | 0 | 0 | 0 | 0 |
| Totals | | | | 9-7 14/14 | 117 89 28 1.0 1.0 | 7 | 4 | 1 0 0 9 0 1 47t 0 | | | | |

Playoffs

| | | | | | | | | | | | | |
|---------------|-------|---|----|----------------|----------------------|----------|----------|------------------------|---|---|---|---|
| Jan 4 | @ NE | W | S | 3 3 0 | 0.0 0.0 | 0 | 0 | 0 0 0 0 0 0 0 0 | 0 | 0 | 0 | 0 |
| Jan 11 | @ Bal | W | IA | | | | | | | | | |
| Jan 19 | @ KC | L | S | 5 5 0 | 0.0 0.0 | 0 | 0 | 0 0 0 0 1 0 0 0 | 0 | 0 | 0 | 0 |
| Totals | | | | 2-1 2/2 | 8 8 0 0.0 0.0 | 0 | 0 | 0 0 0 0 1 0 0 0 | | | | |

JAYON BROWN'S NFL STATISTICS

REGULAR SEASON

| Year | Team | GP | GS | Tot | Solo | Asst | Sk | Yds | QBP | TFL | No | Yds | Lg | TD | PD | FF | FR | Yds | SpT |
|------------|-----------|----|----|-----|------|------|-----|------|-----|-----|----|-----|-----|----|----|----|----|-----|-----|
| 2017 | Tennessee | 16 | 0 | 67 | 42 | 25 | 1.5 | 1.5 | 6 | 2 | 0 | 0 | 0 | 0 | 4 | 0 | 1 | 0 | 2 |
| 2018 | Tennessee | 16 | 9 | 107 | 76 | 31 | 6.0 | 25.0 | 18 | 6 | 1 | 22 | 22t | 1 | 7 | 2 | 1 | 7 | 1 |
| 2019 | Tennessee | 14 | 14 | 117 | 89 | 28 | 1.0 | 1.0 | 7 | 4 | 1 | 0 | 0 | 0 | 9 | 0 | 1 | 47t | 0 |
| NFL Totals | | 46 | 23 | 291 | 207 | 84 | 8.5 | 27.5 | 31 | 12 | 2 | 22 | 22t | 1 | 20 | 2 | 3 | 47t | 3 |

PLAYOFFS

| Year | Team | TACKLES | | | | | | | | | | INTERCEPTIONS | | | | | FUMBLES | | | | |
|------------|-----------|---------|----|-----|------|------|-----|-----|-----|-----|----|---------------|----|----|----|----|---------|-----|-----|--|--|
| | | GP | GS | Tot | Solo | Asst | Sk | Yds | QBP | TFL | No | Yds | Lg | TD | PD | FF | FR | Yds | SpT | | |
| 2017 | Tennessee | 2 | 0 | 5 | 4 | 1 | 0.0 | 0.0 | 0 | 0 | 0 | 0 | 0 | 0 | 1 | 0 | 0 | 0 | 0 | | |
| 2019 | Tennessee | 2 | 2 | 8 | 8 | 0 | 0.0 | 0.0 | 0 | 0 | 0 | 0 | 0 | 0 | 1 | 0 | 0 | 0 | 0 | | |
| NFL Totals | | 4 | 2 | 13 | 12 | 1 | 0.0 | 0.0 | 0 | 0 | 0 | 0 | 0 | 0 | 2 | 0 | 0 | 0 | 0 | | |

Single-Game Highs

Tackles - **16 vs. Jacksonville (11/24/19)**
 Sacks - **1 (Seven times, last at Atlanta 9/29/19)**
 Interceptions - **1 (Twice, last vs. Houston 12/15/19)**
 Quarterback Pressures - **4 vs. Philadelphia (9/30/18)**
 Passes Defensed - **3 vs. Tampa Bay (10/27/19)**
 Forced Fumble - **1 (Twice, last vs. Indianapolis 12/30/18)**
 Fumble Recovery - **1 (Three times, last at Oakland 12/8/19)**
 Special Teams Tackles - **1 (Three times, last at Jacksonville 9/23/18)**

Playoff Single-Game Highs

Tackles - **5 at Kansas City (1/19/20)**
 Passes Defensed - **1 (Twice, last at Kansas City 1/19/20)**

Additional Statistics

Touchdowns - **2 (22-yard interception return vs. Indianapolis, 12/30/18; 47-yard fumble return at Oakland, 12/8/19)**



21 MALCOLM BUTLER

CORNERBACK • 5'11" • 190 LBS • COLLEGE: WEST ALABAMA

ACQUIRED: UNRESTRICTED FREE AGENT (NEW ENGLAND) - 2018

NFL EXPERIENCE (NFL/TITANS): 6/2 • HOMETOWN: VICKSBURG, MISS.

GAMES PLAYED/GAMES STARTED: 84/68 (PLAYOFFS: 11/7)



Super Bowl: 2014, 2016



Pro Bowl: 2015, 2016

PRO: The Titans entered the 2018 offseason looking to add more experience to their secondary. The club found just that when it signed two-time Super Bowl Champion and two-time Pro Bowler Malcolm Butler as an unrestricted free agent on March 16, 2018. The 5-foot-11-inch, 190-pounder arrived in Tennessee having collected nine total interceptions and 56 passes defended in four seasons (2014-17) with the New England Patriots. Butler originally entered the league as a rookie free agent out of West Alabama.

CAREER HIGHLIGHTS:

- Butler is a two-time Super Bowl champion, having captured the title with the New England Patriots in 2014 and 2016.
- In 2018, Butler led the Titans with 13 passes defended and was second on the team with three interceptions in his first season with the Titans.
- In 2016, Butler was named to his second career Pro Bowl and received Associated Press second-team All-Pro honors after notching a career-high four interceptions and 17 passes defended.
- In 2015, Butler made his first career Pro Bowl after posting 72 tackles, two interceptions and 15 passes defended.
- As a rookie free agent in 2014, Butler was involved in one of the most clutch plays in Super Bowl history. With 26 seconds left in Super Bowl XLIX, he intercepted a pass intended for Ricardo Lockette at the goal line, preventing a go-ahead touchdown by the Seattle Seahawks, and sealing the Patriots' championship victory.

TITANS TIDBITS:

- In February 2017, the production company Narrative Capital acquired the rights to the story of Butler for a film tentatively titled "The Secondary."
- Following Butler's crucial goal line interception to seal Super Bowl XLIX, Patriots quarterback Tom Brady, who received a 2015 Chevrolet Colorado as part of his Super Bowl XLIX MVP Award, requested Chevrolet award the truck directly to Butler.
- Prior to securing a rookie free agent tryout with the Patriots in 2014, Butler was operating the fryolator at a Popeye's restaurant.

CAREER TRANSACTIONS:

- The Vicksburg, Miss., native was signed by the New England Patriots as a rookie free agent on May 19, 2014.
- Signed by the Titans as a unrestricted free agent on March 16, 2018.

SEASON RECAPS:

2019 (9/9, 0/0 - Tennessee): Started nine games at cornerback and collected 30 tackles, two interceptions, including one he returned for a touchdown. Finished tied for second on the team with 10 passes defended. Placed on injured reserve on Nov. 5, 2019. Led or tied for the team lead in passes defended twice in 2019 (at DEN, at CAR).

- At Cleveland (9/8), started at cornerback and collected five tackles and an interception he returned 38 yards for a score. Picked off a Baker Mayfield pass intended for Jarvis Landry and returned the interception 38 yards for a touchdown late in the fourth quarter.
- Against Indianapolis (9/15), started at cornerback and tallied seven tackles and a pass defended. Broke up a third-and-seven pass intended for Deon Cain early in the third quarter.
- At Jacksonville (9/19), started at cornerback and posted a pass defended. Ended a Jaguars' drive by batting down a third-and-seven pass intended for Chris Conley early in the fourth quarter.
- At Atlanta (9/29), started at cornerback and registered six tackles and a pass defended. Stopped Devonta Freeman for a one-yard loss on a short pass in the fourth quarter.

- Against Buffalo (10/6), started at cornerback and notched four tackles.
- At Denver (10/13), started at cornerback and recorded two tackles and a team-best two passes defended. Broke up a third-and-seven pass intended for Courtland Sutton in the opening stanza. Knocked down a pass intended for Emmanuel Sanders in the first quarter.
- Against L.A. Chargers (10/20), started at cornerback and posted five tackles and a pass defended. Combined with Wesley Woodyard to stuff Austin Ekeler for no gain on a rush off left end late in the opening quarter.
- Against Tampa Bay (10/27), started at cornerback and tallied a tackle and an interception. Intercepted a Jameis Winston pass intended for Chris Godwin and returned it 23 yards to the Tampa Bay six-yard line late in the first quarter.
- At Carolina (11/3), started at cornerback and produced two passes defended before leaving the game late in the second quarter with an injury. Broke up a deep pass intended for DJ Moore in the opening stanza. Ended a Panthers' drive by defending a deep pass intended for DJ Moore on third-and-six in the second quarter.

2018 (16/11 - Tennessee): Played in all 16 games with 11 starts at cornerback in his first season with the Titans and led the team with 13 passes defended. Ranked second on the team with three interceptions. Collected 56 tackles, a sack, three stops for loss, a quarterback pressure and a forced fumble. Led or tied for the team lead in passes defended seven times (at MIA, vs. HOU, vs. BAL, at IND, vs. NYJ, vs. JAX, vs. IND). Tied for the team lead in sacks once (vs. PHI).

- At Miami (9/9), started at cornerback in his first game with the Titans and collected five tackles, an interception, a stop for loss and two passes defended. Stuffed Kenyan Drake for a one-yard loss on a short pass to the flat in the second quarter. Intercepted a Ryan Tannehill pass intended for Mike Gesicki in the end zone and returned it 34 yards in the third quarter. Batted down a pass intended for Albert Wilson late in the third stanza.
- Against Houston (9/16), started at cornerback and tallied six tackles and two passes defended. Broke up a pass intended for DeAndre Hopkins early in the first quarter. Batted down a pass intended for Hopkins during the Texans' final drive late in the fourth quarter.
- Against Philadelphia (9/30), started at cornerback and notched seven tackles, including a sack. Came off the edge on a blitz and dropped Carson Wentz for a nine-yard sack in the first quarter. Forced an Alshon Jeffery fumble that went out of bounds in the second quarter.
- Against Baltimore (10/14), played as a reserve at cornerback and amassed three tackles and two passes defended. Broke up a deep pass intended for Michael Crabtree late in the second quarter.
- At Indianapolis (11/18), started at cornerback and collected two tackles and a pass defended. Halted the Colts' opening drive by breaking up a third-and-nine pass intended for Ryan Grant in the first quarter.
- Against N.Y. Jets (12/2), started at cornerback and tallied six tackles, an interception and a stop for loss. Halted a Jets' drive by stonewalling Elijah McGuire for a four-yard loss on a short third-and-two swing pass in the fourth quarter. Sealed the victory by intercepting a Josh McCown pass intended for Chris Herndon late in the fourth quarter.
- Against Washington (12/22), started at cornerback and totaled three tackles, an interception returned for a score, a stop for loss and a quarterback pressure. Broke up a pass intended for Josh Doctson in the third quarter. Sealed the victory by intercepting a Josh Johnson pass and racing 56 yards as time expired in the game.
- Against Indianapolis (12/30), started at cornerback and registered six tackles and two passes defended. Batted down a pass intended for Dontrelle Inman in the second quarter. Broke up a pass intended for Eric Ebron in the third stanza.

2017 (16/15, 3/2 - New England): Played in all 16 games with 15 starts at cornerback and amassed 60 tackles, two interceptions, a sack, 12 passes defended and three forced fumbles. Saw action in all three postseason games with two starts and posted four tackles.

- Against Carolina (10/1), started at cornerback and led the team with eight tackles, while adding a pass defended and a first quarter interception of Cam Newton that led to the Patriots first touchdown drive.
- At N.Y. Jets (10/15), started at cornerback and was a key contributor with four tackles, three passes defended and an interception late in the second quarter that led to a Patriots touchdown to tie the game going into halftime. Also forced a fumble of Austin Seferian-Jenkins as he was going into the end zone for a fourth-quarter score which caused the fumble out of bounds to be ruled a touchback and returned possession to the Patriots.
- Against Atlanta (10/22), contributed with six tackles and a pass defended in a starting role at cornerback. The pass defended came on a third-and-one pass breakup of a Julio Jones fourth quarter target in the end zone which led to a fourth-down stop on the ensuing play for the Patriots.
- At Buffalo (12/3), made the start at cornerback and finished with a team-high eight tackles.
- At Pittsburgh (12/17), started at cornerback and finished with three tackles, including a key stop on the penultimate play of the game when he tackled Darrius Heyward-Bey inbounds to keep the clock running prior to Duron Harmon's game-sealing interception on the next play in the win.
- Against Buffalo (12/24), made the start at cornerback and finished with three tackles, a pass defended and a 13-yard sack of Tyrod Taylor in the fourth quarter.
- Against Jacksonville (1/21), started at cornerback and finished with six tackles total and added a pass defended in the AFC Championship victory.

2016 (16/16, 3/3 - New England): Earned his second career Pro Bowl invitation and named to the Associated Press All-Pro second team after starting all 16 regular season games and recording 63 tackles, one sack, and notched career-high four interceptions and 17 passes defended. Also forced one fumble and recovered two others. Started all three postseason contests and posted 11 tackles and one pass defended.

- Against Miami (9/18), led the team with eight tackles and one pass defended.
- At Pittsburgh (10/23), picked off Landry Jones in the end zone during the first quarter to end a Steelers scoring threat. Finished the game with six tackles and three passes defended.
- Against Seattle (11/13), led the defense with nine total tackles.
- At San Francisco (11/20), recorded his first ever NFL sack when he took down Colin Kaepernick. Added two tackles.
- At N.Y. Jets (11/27), forced and recovered a fumble to mark the first forced fumble and fumble recovery of his NFL career that led to a Patriots touchdown. Also added five total tackles.
- Against the Los Angeles Rams (12/4), picked off Jared Goff for seven yards. Added one total tackle and three passes defended.
- Against N.Y. Jets (12/24), had his first career two-interception game in the win when he picked off Bryce Petty on third-and-11 in the first quarter and Ryan Fitzpatrick for a 21-yard gain at the end of the third stanza. Had three total takeaways in the game after adding a fumble recovery in the second quarter to mark the first time that a Patriots player has had three takeaways in the same game since Steve Gregory had three (one interception and two fumble recoveries at N.Y. Jets Nov. 22, 2012).
- Against Pittsburgh (1/22), recorded four tackles and a pass defended in the AFC Championship.

2015 (16/16, 2/2 - New England): Earned his first career Pro Bowl invitation after starting all 16 regular season contests and recording 72 tackles, two interceptions and 15 passes defended. Started both playoff games and posted 12 tackles and three passes defended.

- At Buffalo (9/20), recorded his first career regular season interception off a Tyrod Taylor pass. Also added six tackles and one pass defended.
- At Indianapolis (10/18), recorded a single-game career-high nine tackles and two passes defended.
- At N.Y. Giants (11/15), recorded two solo tackles and three passes defended. Butler's three passes defended came against Odell Beckham Jr., who Butler held to four receptions on 12 targets.
- Against Tennessee (12/20), recorded seven tackles, an interception and one pass defended.
- Against Kansas City (1/16), made his first postseason start and recorded five tackles and one pass defended in the playoff victory.
- At Denver (1/24), recorded a career playoff-high seven tackles and two

passes defended in the AFC Championship Game.

2014 (11/1, 3/0 - New England): Made the team as a rookie free agent and appeared in 11 regular season games with one start and totaled 14 tackles, four passes defended and one special teams tackle. Was inactive for four games and did not play in another contest. Played as a reserve in all three playoff contests and made four tackles, one interception and three passes defended.

- At Miami (9/7), made his NFL debut on special teams and at cornerback and recorded two tackles.
- Against Denver (11/2), saw significant playing time as a fourth cornerback and finished with four tackles and one pass defended.
- Against Miami (12/14), made his first NFL start at defensive back and notched two tackles.
- Against Buffalo (12/28), posted four tackles and one special teams stop.
- Against Seattle (2/1), sealed the Patriots' 28-24 Super Bowl XLIX win by intercepting Russell Wilson's pass intended for Ricardo Lockette in the end zone with 26 seconds left to play. He undercut a slant route, picked off the pass and returned it to the two-yard line. It was his first career NFL interception. Two plays before the interception, Butler swatted a deep pass intended for Jermaine Kearse, but Kearse was able to gather the tipped ball before Butler pushed him out of bounds at the five-yard line. Butler led the team with a game-high three passes defended in just 18 defensive snaps and posted three tackles.

COLLEGE:

- Played two seasons at West Alabama after transferring from Hinds (Miss.) Community College. Was a two-time first team All-Gulf South Conference selection at cornerback as a junior and senior.
- Played in 25 games at West Alabama and compiled 94 tackles, seven interceptions, 27 passes defended and blocked a field goal. Also returned kickoffs and punts.
- As a senior (2013), named first-team All-Gulf South Conference selection at cornerback led the GSC with 18 passes defended. Posted 45 tackles, two interceptions, one returned for a touchdown and blocked a field goal.
- As a junior (2012), selected a first-team All-Gulf South Conference selection after starting 12 games and tallying 49 tackles, five interceptions and 14 passes defended. Intercepted three passes in a game against West Georgia.
- Recorded 43 tackles with three interceptions and 12 broken up passes as a sophomore at Hinds (Miss.) Community College. Averaged 15 yards per interception return, including one for a score.
- Transferred to Alcorn State University before being invited back to Hinds Community College in 2011.
- Played in five games as a freshman (2010), making 22 tackles and picking off one pass at Hinds.
- Majored in physical education at West Alabama.

PERSONAL:

- Played for Coach Alonzo Stevens at Vicksburg High School and averaged five tackles per game as a senior.
- Despite only playing football as a freshman and senior at Vicksburg, Butler earned a scholarship to Hinds Community College in Raymond, Miss.
- Also participated in track & field at Vicksburg, where he competed in sprint events and jumps. Posted personal-bests of 12.07 seconds in the 100-meter dash, 1.83 meters (6'0") in the high jump, and 6.92 meters (22'8.5") in the long jump.
- Son of Deborah Butler and is one of five children.
- Follow Butler on Twitter and Instagram at @Mac_BZ.
- Born Malcolm Terel Butler on March 2, 1990, in Vicksburg, Miss.

MALCOLM BUTLER'S GAME-BY-GAME

2014 New England Patriots

| Date | Opp | W/L | P/S | Tot | Solo | Asst | Sk | - Yds | QBP | TFL | Int - | Yds - | TD | PD | FF | FR - | Yds | SpT |
|-----------------|-------------|-------------|-----|-----------|-----------|----------|------------|------------|-----------|-----------|----------|----------|----------|----------|----------|----------|----------|----------|
| Sept 7 | @ Mia | L | p | 2 | 2 | 0 | 0.0 | 0.0 | NA | NA | 0 | 0 | 0 | 0 | 0 | 0 | 0 | 0 |
| Sept 14 | @ Min | W | p | 1 | 1 | 0 | 0.0 | 0.0 | NA | NA | 0 | 0 | 0 | 1 | 0 | 0 | 0 | 0 |
| Sept 21 | Oak | W | p | 0 | 0 | 0 | 0.0 | 0.0 | NA | NA | 0 | 0 | 0 | 0 | 0 | 0 | 0 | 0 |
| Sept 29 | @ KC | L | p | 1 | 1 | 0 | 0.0 | 0.0 | NA | NA | 0 | 0 | 0 | 0 | 0 | 0 | 0 | 0 |
| Oct 5 | Cin | W | IA | | | | | | | | | | | | | | | |
| Oct 12 | @ Buf | W | NDP | | | | | | | | | | | | | | | |
| Oct 16 | NYJ | W | IA | | | | | | | | | | | | | | | |
| Oct 26 | Chi | W | p | 0 | 0 | 0 | 0.0 | 0.0 | NA | NA | 0 | 0 | 0 | 2 | 0 | 0 | 0 | 0 |
| Nov 2 | Den | W | p | 4 | 4 | 0 | 0.0 | 0.0 | NA | NA | 0 | 0 | 0 | 1 | 0 | 0 | 0 | 0 |
| Nov 16 | @ Ind | W | p | 0 | 0 | 0 | 0.0 | 0.0 | NA | NA | 0 | 0 | 0 | 0 | 0 | 0 | 0 | 0 |
| Nov 23 | Det | W | IA | | | | | | | | | | | | | | | |
| Nov 30 | @ GB | L | IA | | | | | | | | | | | | | | | |
| Dec 7 | @ SD | W | p | 0 | 0 | 0 | 0.0 | 0.0 | NA | NA | 0 | 0 | 0 | 0 | 0 | 0 | 0 | 0 |
| Dec 14 | Mia | W | S | 2 | 2 | 0 | 0.0 | 0.0 | NA | NA | 0 | 0 | 0 | 0 | 0 | 0 | 0 | 0 |
| Dec 21 | @ NYJ | W | p | 0 | 0 | 0 | 0.0 | 0.0 | NA | NA | 0 | 0 | 0 | 0 | 0 | 0 | 0 | 0 |
| Dec 28 | Buf | L | p | 4 | 3 | 1 | 0.0 | 0.0 | NA | NA | 0 | 0 | 0 | 0 | 0 | 0 | 0 | 1 |
| Totals | 12-4 | 11/1 | | 14 | 13 | 1 | 0.0 | 0.0 | NA | NA | 0 | 0 | 0 | 4 | 0 | 0 | 0 | 1 |
| Playoffs | | | | | | | | | | | | | | | | | | |
| Jan 10 | Bal | W | p | 0 | 0 | 0 | 0.0 | 0.0 | NA | NA | 0 | 0 | 0 | 0 | 0 | 0 | 0 | 0 |
| Jan 18 | Ind | W | p | 1 | 1 | 0 | 0.0 | 0.0 | NA | NA | 0 | 0 | 0 | 0 | 0 | 0 | 0 | 0 |
| Feb 1 | Sea | W | p | 3 | 3 | 0 | 0.0 | 0.0 | NA | NA | 1 | 3 | 0 | 3 | 0 | 0 | 0 | 0 |
| Totals | 3-0 | 3/0 | | 4 | 4 | 0 | 0.0 | 0.0 | NA | NA | 1 | 3 | 0 | 3 | 0 | 0 | 0 | 0 |

2015 New England Patriots

| Date | Opp | W/L | P/S | Tot | Solo | Asst | Sk | - Yds | QBP | TFL | Int - | Yds - | TD | PD | FF | FR - | Yds | SpT |
|-----------------|-------------|--------------|-----|-----------|-----------|-----------|------------|------------|-----------|-----------|----------|----------|----------|-----------|----------|----------|----------|----------|
| Sept 10 | Pit | W | S | 5 | 3 | 2 | 0.0 | 0.0 | NA | NA | 0 | 0 | 0 | 0 | 0 | 0 | 0 | 0 |
| Sept 20 | @ Buf | W | S | 6 | 4 | 2 | 0.0 | 0.0 | NA | NA | 1 | 9 | 0 | 1 | 0 | 0 | 0 | 0 |
| Sept 27 | Jax | W | S | 4 | 4 | 0 | 0.0 | 0.0 | NA | NA | 0 | 0 | 0 | 3 | 0 | 0 | 0 | 0 |
| Oct 11 | @ Dal | W | S | 1 | 0 | 1 | 0.0 | 0.0 | NA | NA | 0 | 0 | 0 | 1 | 0 | 0 | 0 | 0 |
| Oct 18 | @ Ind | W | S | 9 | 7 | 2 | 0.0 | 0.0 | NA | NA | 0 | 0 | 0 | 2 | 0 | 0 | 0 | 0 |
| Oct 25 | NYJ | W | S | 6 | 4 | 2 | 0.0 | 0.0 | NA | NA | 0 | 0 | 0 | 0 | 0 | 0 | 0 | 0 |
| Oct 29 | Mia | W | S | 4 | 4 | 0 | 0.0 | 0.0 | NA | NA | 0 | 0 | 0 | 0 | 0 | 0 | 0 | 0 |
| Nov 8 | Was | W | S | 5 | 4 | 1 | 0.0 | 0.0 | NA | NA | 0 | 0 | 0 | 1 | 0 | 0 | 0 | 0 |
| Nov 15 | @ NYG | W | S | 2 | 2 | 0 | 0.0 | 0.0 | NA | NA | 0 | 0 | 0 | 3 | 0 | 0 | 0 | 0 |
| Nov 23 | Buf | W | S | 3 | 3 | 0 | 0.0 | 0.0 | NA | NA | 0 | 0 | 0 | 0 | 0 | 0 | 0 | 0 |
| Nov 29 | @ Den | L | S | 7 | 7 | 0 | 0.0 | 0.0 | NA | NA | 0 | 0 | 0 | 1 | 0 | 0 | 0 | 0 |
| Dec 6 | Phi | L | S | 2 | 2 | 0 | 0.0 | 0.0 | NA | NA | 0 | 0 | 0 | 1 | 0 | 0 | 0 | 0 |
| Dec 13 | @ Hou | W | S | 1 | 1 | 0 | 0.0 | 0.0 | NA | NA | 0 | 0 | 0 | 1 | 0 | 0 | 0 | 0 |
| Dec 20 | Ten | W | S | 7 | 5 | 2 | 0.0 | 0.0 | NA | NA | 1 | 0 | 0 | 1 | 0 | 0 | 0 | 0 |
| Dec 27 | @ NYJ | L | S | 3 | 2 | 1 | 0.0 | 0.0 | NA | NA | 0 | 0 | 0 | 0 | 0 | 0 | 0 | 0 |
| Jan 3 | @ Mia | L | S | 7 | 5 | 2 | 0.0 | 0.0 | NA | NA | 0 | 0 | 0 | 0 | 0 | 0 | 0 | 0 |
| Totals | 12-4 | 16/16 | | 72 | 57 | 15 | 0.0 | 0.0 | NA | NA | 2 | 9 | 0 | 15 | 0 | 0 | 0 | 0 |
| Playoffs | | | | | | | | | | | | | | | | | | |
| Jan 16 | KC | W | S | 5 | 4 | 1 | 0.0 | 0.0 | NA | NA | 0 | 0 | 0 | 1 | 0 | 0 | 0 | 0 |
| Jan 24 | @ Den | L | S | 7 | 6 | 1 | 0.0 | 0.0 | NA | NA | 0 | 0 | 0 | 2 | 0 | 0 | 0 | 0 |
| Totals | 1-1 | 2/2 | | 12 | 10 | 2 | 0.0 | 0.0 | NA | NA | 0 | 0 | 0 | 3 | 0 | 0 | 0 | 0 |

2016 New England Patriots

| Date | Opp | W/L | P/S | Tot | Solo | Asst | Sk | - Yds | QBP | TFL | Int - | Yds - | TD | PD | FF | FR - | Yds | SpT |
|-----------------|-------------|--------------|-----|-----------|-----------|-----------|------------|------------|-----------|-----------|----------|-----------|----------|-----------|----------|----------|----------|----------|
| Sept 11 | @ Ari | W | S | 4 | 3 | 1 | 0.0 | 0.0 | NA | NA | 0 | 0 | 0 | 2 | 0 | 0 | 0 | 0 |
| Sept 18 | Mia | W | S | 8 | 7 | 1 | 0.0 | 0.0 | NA | NA | 0 | 0 | 0 | 1 | 0 | 0 | 0 | 0 |
| Sept 22 | Hou | W | S | 4 | 2 | 2 | 0.0 | 0.0 | NA | NA | 0 | 0 | 0 | 1 | 0 | 0 | 0 | 0 |
| Oct 2 | Buf | L | S | 3 | 3 | 0 | 0.0 | 0.0 | NA | NA | 0 | 0 | 0 | 0 | 0 | 0 | 0 | 0 |
| Oct 9 | @ Cle | W | S | 1 | 1 | 0 | 0.0 | 0.0 | NA | NA | 0 | 0 | 0 | 0 | 0 | 0 | 0 | 0 |
| Oct 16 | Cin | W | S | 3 | 2 | 1 | 0.0 | 0.0 | NA | NA | 0 | 0 | 0 | 4 | 0 | 0 | 0 | 0 |
| Oct 23 | @ Pit | W | S | 6 | 3 | 3 | 0.0 | 0.0 | NA | NA | 1 | 0 | 0 | 3 | 0 | 0 | 0 | 0 |
| Oct 30 | @ Buf | W | S | 4 | 3 | 1 | 0.0 | 0.0 | NA | NA | 0 | 0 | 0 | 0 | 0 | 0 | 0 | 0 |
| Nov 13 | Sea | L | S | 9 | 7 | 2 | 0.0 | 0.0 | NA | NA | 0 | 0 | 0 | 0 | 0 | 0 | 0 | 0 |
| Nov 20 | @ SF | W | S | 2 | 2 | 0 | 1.0 | 0.0 | NA | NA | 0 | 0 | 0 | 0 | 0 | 0 | 0 | 0 |
| Nov 27 | @ NYJ | W | S | 5 | 5 | 0 | 0.0 | 0.0 | NA | NA | 0 | 0 | 0 | 0 | 1 | 1 | 0 | 0 |
| Dec 4 | LA | W | S | 1 | 1 | 0 | 0.0 | 0.0 | NA | NA | 1 | 7 | 0 | 3 | 0 | 0 | 0 | 0 |
| Dec 12 | Bal | W | S | 4 | 3 | 1 | 0.0 | 0.0 | NA | NA | 0 | 0 | 0 | 1 | 0 | 0 | 0 | 0 |
| Dec 18 | @ Den | W | S | 3 | 3 | 0 | 0.0 | 0.0 | NA | NA | 0 | 0 | 0 | 0 | 0 | 0 | 0 | 0 |
| Dec 24 | NYJ | W | S | 0 | 0 | 0 | 0.0 | 0.0 | NA | NA | 2 | 21 | 0 | 2 | 0 | 1 | 0 | 0 |
| Jan 1 | @ Mia | W | S | 6 | 3 | 3 | 0.0 | 0.0 | NA | NA | 0 | 0 | 0 | 0 | 0 | 0 | 0 | 0 |
| Totals | 14-2 | 16/16 | | 63 | 48 | 15 | 1.0 | 0.0 | NA | NA | 4 | 28 | 0 | 17 | 1 | 2 | 0 | 0 |
| Playoffs | | | | | | | | | | | | | | | | | | |
| Jan 14 | Hou | W | S | 5 | 5 | 0 | 0.0 | 0.0 | NA | NA | 0 | 0 | 0 | 0 | 0 | 0 | 0 | 0 |
| Jan 22 | Pit | W | S | 4 | 3 | 1 | 0.0 | 0.0 | NA | NA | 0 | 0 | 0 | 1 | 0 | 0 | 0 | 0 |
| Feb 5 | Atl | W | S | 2 | 1 | 1 | 0.0 | 0.0 | NA | NA | 0 | 0 | 0 | 0 | 0 | 0 | 0 | 0 |
| Totals | 3-0 | 3/3 | | 11 | 9 | 2 | 0.0 | 0.0 | NA | NA | 0 | 0 | 0 | 1 | 0 | 0 | 0 | 0 |

2017 New England Patriots

| Date | Opp | W/L | P/S | Tot | Solo | Asst | Sk | - Yds | QBP | TFL | Int - | Yds - | TD | PD | FF | FR - | Yds | SpT |
|-----------------|-------------|--------------|-----|-----------|-----------|----------|------------|-------------|-----------|-----------|----------|-----------|----------|-----------|----------|----------|----------|----------|
| Sept 7 | KC | L | S | 4 | 4 | 0 | 0.0 | 0.0 | NA | NA | 0 | 0 | 0 | 0 | 0 | 0 | 0 | 0 |
| Sept 17 | @ NO | W | p | 2 | 2 | 0 | 0.0 | 0.0 | NA | NA | 0 | 0 | 0 | 1 | 0 | 0 | 0 | 0 |
| Sept 24 | Hou | W | S | 3 | 2 | 1 | 0.0 | 0.0 | NA | NA | 0 | 0 | 0 | 0 | 0 | 0 | 0 | 0 |
| Oct 1 | Car | L | S | 8 | 7 | 1 | 0.0 | 0.0 | NA | NA | 1 | -2 | 0 | 1 | 0 | 0 | 0 | 0 |
| Oct 5 | @ TB | W | S | 4 | 3 | 1 | 0.0 | 0.0 | NA | NA | 0 | 0 | 0 | 1 | 0 | 0 | 0 | 0 |
| Oct 15 | @ NYJ | W | S | 4 | 4 | 0 | 0.0 | 0.0 | NA | NA | 1 | 1 | 0 | 3 | 1 | 0 | 0 | 0 |
| Oct 22 | Atl | W | S | 6 | 6 | 0 | 0.0 | 0.0 | NA | NA | 0 | 0 | 0 | 0 | 1 | 0 | 0 | 0 |
| Oct 29 | LAC | W | S | 1 | 1 | 0 | 0.0 | 0.0 | NA | NA | 0 | 0 | 0 | 0 | 0 | 0 | 0 | 0 |
| Nov 12 | @ Den | W | S | 3 | 3 | 0 | 0.0 | 0.0 | NA | NA | 0 | 0 | 0 | 1 | 0 | 0 | 0 | 0 |
| Nov 19 | @ Oak | W | S | 2 | 2 | 0 | 0.0 | 0.0 | NA | NA | 0 | 0 | 0 | 0 | 1 | 0 | 0 | 0 |
| Nov 26 | Mia | W | S | 4 | 3 | 1 | 0.0 | 0.0 | NA | NA | 0 | 0 | 0 | 2 | 1 | 0 | 0 | 0 |
| Dec 3 | @ Buf | W | S | 8 | 7 | 1 | 0.0 | 0.0 | NA | NA | 0 | 0 | 0 | 0 | 0 | 0 | 0 | 0 |
| Dec 11 | @ Mia | L | S | 3 | 3 | 0 | 0.0 | 0.0 | NA | NA | 0 | 0 | 0 | 0 | 0 | 0 | 0 | 0 |
| Dec 17 | @ Pit | W | S | 3 | 3 | 0 | 0.0 | 0.0 | NA | NA | 0 | 0 | 0 | 0 | 0 | 0 | 0 | 0 |
| Dec 24 | Buf | W | S | 3 | 3 | 0 | 1.0 | 13.0 | NA | NA | 0 | 0 | 0 | 0 | 1 | 0 | 0 | 0 |
| Dec 31 | NYJ | W | S | 2 | 2 | 0 | 0.0 | 0.0 | NA | NA | 0 | 0 | 0 | 0 | 0 | 0 | 0 | 0 |
| Totals | 13-3 | 16/15 | | 60 | 55 | 5 | 1.0 | 13.0 | NA | NA | 2 | -1 | 0 | 12 | 3 | 0 | 0 | 0 |
| Playoffs | | | | | | | | | | | | | | | | | | |
| Jan 13 | Ten | W | S | 4 | 4 | 0 | 0.0 | 0.0 | NA | NA | 0 | 0 | 0 | 0 | 0 | 0 | 0 | 0 |
| Jan 21 | Jax | W | S | 6 | 4 | 2 | 0.0 | 0.0 | NA | NA | 0 | 0 | 0 | 0 | 0 | 0 | 0 | 0 |
| Feb 4 | Phi | L | p | 0 | 0 | 0 | 0.0 | 0.0 | NA | NA | 0 | 0 | 0 | 0 | 0 | 0 | 0 | 0 |
| Totals | 2-1 | 3/2 | | 10 | 8 | 2 | 0.0 | 0.0 | NA | NA | 0 | 0 | 0 | 0 | 0 | 0 | 0 | 0 |

2018 Tennessee Titans

MALCOLM BUTLER'S NFL STATISTICS

REGULAR SEASON

| Year | Team | REGULAR SEASON | | TACKLES | | | | | | | INTERCEPTIONS | | | | | FUMBLES | | | |
|-------------------|-------------|----------------|-----------|------------|------------|-----------|------------|-------------|----------|----------|---------------|------------|------------|----------|-----------|----------|----------|----------|----------|
| | | GP | GS | Tot | Solo | Asst | Sk | Yds | QBP | TFL | No | Yds | Lg | TD | PD | FF | FR | Yds | SpT |
| 2014 | New England | 11 | 1 | 14 | 13 | 1 | 0.0 | 0.0 | NA | NA | 0 | 0 | - | 0 | 3 | 0 | 0 | 0 | 1 |
| 2015 | New England | 16 | 16 | 67 | 56 | 11 | 0.0 | 0.0 | NA | NA | 2 | 9 | 9 | 0 | 15 | 0 | 0 | 0 | 0 |
| 2016 | New England | 16 | 16 | 63 | 48 | 15 | 1.0 | 0.0 | NA | NA | 4 | 28 | 21 | 0 | 17 | 1 | 2 | 0 | 0 |
| 2017 | New England | 16 | 15 | 60 | 55 | 5 | 1.0 | 13.0 | NA | NA | 2 | -1 | 1 | 0 | 12 | 3 | 0 | 0 | 0 |
| 2018 | Tennessee | 16 | 11 | 56 | 49 | 7 | 1.0 | 9.0 | 1 | 3 | 3 | 90 | 56t | 1 | 13 | 1 | 0 | 0 | 0 |
| 2019 | Tennessee | 9 | 9 | 30 | 23 | 7 | 0.0 | 0.0 | 0 | 0 | 2 | 61 | 38t | 1 | 10 | 0 | 0 | 0 | 0 |
| NFL Totals | | 84 | 68 | 290 | 244 | 46 | 3.0 | 22.0 | 1 | 3 | 13 | 187 | 56t | 2 | 70 | 5 | 2 | 0 | 1 |

PLAYOFFS

| Year | Team | PLAYOFFS | | TACKLES | | | | | | | INTERCEPTIONS | | | | | FUMBLES | | | |
|-----------------------|-------------|-----------|----------|-----------|-----------|----------|------------|------------|-----------|-----------|---------------|----------|----------|----------|----------|----------|----------|----------|----------|
| | | GP | GS | Tot | Solo | Asst | Sk | Yds | QBP | TFL | No | Yds | Lg | TD | PD | FF | FR | Yds | SpT |
| 2014 | New England | 3 | 0 | 4 | 4 | 0 | 0.0 | 0.0 | NA | NA | 1 | 3 | 3 | 0 | 3 | 0 | 0 | 0 | 0 |
| 2015 | New England | 2 | 2 | 12 | 10 | 2 | 0.0 | 0.0 | NA | NA | 0 | 0 | - | 0 | 3 | 0 | 0 | 0 | 0 |
| 2016 | New England | 3 | 3 | 11 | 9 | 2 | 0.0 | 0.0 | NA | NA | 0 | 0 | - | 0 | 1 | 0 | 0 | 0 | 0 |
| 2017 | New England | 3 | 2 | 10 | 8 | 2 | 0.0 | 0.0 | NA | NA | 0 | 0 | - | 0 | 1 | 0 | 0 | 0 | 0 |
| Playoff Totals | | 11 | 7 | 37 | 31 | 6 | 0.0 | 0.0 | NA | NA | 1 | 3 | 3 | 0 | 8 | 0 | 0 | 0 | 0 |

Single-Game Highs


Tackles - 9 (Twice, last vs. Seattle 11/13/16)
 Interceptions - 2 vs. N.Y. Jets (12/24/16)
 Interception Long - 56t vs. Washington (12/22/18)
 Sacks - 1 (Three times, last vs. Philadelphia 9/30/18)
 Passes Defensed - 4 vs. Cincinnati (10/16/16)
 Forced Fumbles - 1 (Five times, last vs. Philadelphia 9/30/18)
 Fumble Recoveries - 1 (Twice, last vs. N.Y. Jets 12/24/16)

Playoff Single-Game Highs

Tackles - 7 at Denver (1/24/15)
 Interceptions - 1 vs. Seattle (2/1/15)
 Interception Long - 3 vs. Seattle (2/1/15)
 Passes Defensed - 3 vs. Seattle (2/1/15)

Additional Statistics

Touchdown - 2 (56-yard interception return vs. Washington, 12/22/18; **38-yard interception at Cleveland, 9/8/19**)



31 KEVIN BYARD

SAFETY • 5'11" • 212 LBS • COLLEGE: MIDDLE TENNESSEE STATE
ACQUIRED: 3RD ROUND - 2016 • NFL EXPERIENCE (NFL/TITANS): 4/4
HOMETOWN: LITHONIA, GA.
GAMES PLAYED/GAMES STARTED: 64/55 (PLAYOFFS: 5/5)



Captain: 2019



Pro Bowl: 2017

PRO: The Titans selected Kevin Byard with the first pick of the third round in the 2016 NFL Draft, and he is now considered one of the top safeties in the NFL. Following his second season, during which he tied for the NFL lead in interceptions (eight) and led the NFL in total takeaways (10), he was named first-team Associated Press All-Pro and earned his first Pro Bowl berth. The 5-foot-11-inch, 212-pound defender has a reputation as a sideline-to-sideline, ball-hawking safety who plays with tremendous intelligence and effort. The Middle Tennessee State product made an immediate impact as a rookie in 2016 by finishing fifth on the team with 63 tackles and ranking second on the squad with 10 special teams tackles.

CAREER HIGHLIGHTS:

- Since 2017, Byard leads the NFL with 12 interceptions.
- In 2018, Byard led the team with four interceptions and ranked third on the team with 96 tackles and 10 passes defended.
- In 2017, Byard was named to the Pro Bowl and earned first-team Associated Press All-Pro honors after tying Detroit's Darius Slay for the NFL lead with eight interceptions. He added a pair of fumble recoveries to pace the league with 10 total takeaways.
- His eight interceptions in 2017 tied for seventh in franchise history and made up the highest total by any franchise player since Oilers cornerback Richard Johnson picked off eight passes in 1990.
- In 2016, Byard saw action in all 16 games with seven starts and compiled 63 tackles, a sack, five tackles for loss, three quarterback pressures, four passes defended and 10 special teams tackles. His seven starts were the most by a Titans rookie safety since Michael Griffin (10) in 2007.

TITANS TIDBITS:

- Byard credits his mother, Artina Stanley, for much of his success. Following a divorce when Byard was in ninth grade, his mother moved with the children from Philadelphia to Atlanta. Although it was a financial struggle, Stanley worked long hours to make sure her children received what they needed. Byard claims he and his older brother "had to grow up really fast" as they helped their mother with taking care of the younger kids in the family.
- During the 2019 offseason, Byard hosted 200-plus youngsters at the inaugural Kevin Byard Football Camp at Ensworth School. He plans to hold the camp - which was free - every year.
- The Titans had an inside track in their scouting of Byard. Titans general manager Jon Robinson received glowing reports on Byard from his friend and MTSU recruiting coordinator Steve Ellis. When Robinson was a linebackers coach at Nicholls State, Ellis was one of his pupils, and the two remained close through the years. Additionally, Patrick Callaway, college scout for the Titans, was Byard's high school teammate.
- Byard says his football role models are Ed Reed, Brian Dawkins and Troy Polamalu.
- Byard has aspirations to travel the world, and his bucket list includes setting foot on every continent.

CAREER TRANSACTIONS:

- The Lithonia, Ga., native was selected by the Titans in the third round (64th overall) of the 2016 NFL Draft.

SEASON RECAPS:

2019 (16/16, 3/3): Started all 16 games for the third consecutive season and led the team and tied for fourth in the NFL with five interceptions. Tied for second on the squad with 10 passes defended. Also posted 91 tackles,

including two stops for loss, a quarterback pressure and five special teams tackles. Leads the NFL with 17 regular season interceptions since the beginning of the 2017 season. Also caught one pass for 11 yards. Started all three postseason contests and registered 20 tackles, an interception and a special teams tackle. Led or tied for the team lead in passes defended four times in 2019 (at ATL, vs. BUF, at IND, at HOU). Tied for the team lead in special teams tackles once in 2019 (at NE).

- At Cleveland (9/8), started at safety and collected seven tackles and an interception. Intercepted a Baker Mayfield pass intended for Odell Beckham Jr. and returned it 28 yards early in the fourth quarter.
- Against Indianapolis (9/15), started at safety and tallied four tackles. Posted a special teams tackle on coverage units.
- At Jacksonville (9/19), started at safety and posted five tackles, including a stop for loss. Combined with Rashaan Evans to stop Leonard Fournette for a five-yard loss on a rush off right end in the fourth quarter. Stopped Fournette for no gain on a rush off right end late in the fourth quarter.
- At Atlanta (9/29), started at safety and registered eight tackles and a team-best two passes defended. Broke up a pass intended for Austin Hooper late in the third quarter.
- Against Buffalo (10/6), started at safety and notched seven tackles and two passes defended, including an interception. Set up the Titans' touchdown by intercepting a Josh Allen third-and-five pass in the third quarter. Halted a Bills' drive by knocking down a third-and-six pass intended for Dawson Knox late in the third quarter.
- At Denver (10/13), started at safety and recorded three tackles and an interception. Notched a special teams tackle on coverage units. Halted a Broncos' drive by intercepting Joe Flacco's deep pass intended for Noah Fant and returning it 25 yards in the third quarter.
- Against L.A. Chargers (10/20), started at safety and posted eight tackles and a pass defended. Posted his first career reception on a fake punt. Halted the Chargers' opening drive by breaking up a fourth-and-two pass intended for Hunter Henry. Extended the Titans' opening scoring drive with an 11-yard reception from Brett Kern on the fake punt on fourth-and-eight in the opening stanza. Combined with Reggie Gilbert to stop Melvin Gordon for no gain on a rush off right tackle in the second quarter.
- Against Tampa Bay (10/27), started at safety and tallied three tackles, including a stop for loss. Combined with Harold Landry to stuff Ronald Jones for a two-yard loss on a rush up the middle in the first quarter.
- At Carolina (11/3), started at safety and produced six tackles and a pass defended. Registered a special teams tackle on coverage units.
- Against Kansas City (11/10), started at safety and registered six tackles.
- Against Jacksonville (11/24), started at safety and notched 11 tackles. Collected a special teams tackle on coverage units.
- At Indianapolis (12/1), started at safety and posted four tackles, an interception and a quarterback pressure. Intercepted a Jacoby Brissett pass and returned it 21 yards to the Colts' 14-yard line setting up a Titans' field goal in the third quarter.
- At Oakland (12/8), started at safety and amassed eight tackles.
- Against Houston (12/15), started at safety and totaled two tackles.
- Against New Orleans (12/22), started at safety and produced three tackles. Registered a special teams tackle on coverage units.
- At Houston (12/29), started at safety and recorded six tackles and an interception. Intercepted an A.J. McCarron pass intended for Jordan Akins late in the fourth quarter.
- At New England (1/4), started at safety and posted five tackles. Tied for the team lead with a special teams tackle on coverage units.
- At Baltimore (1/11), started at safety and recorded 11 tackles and an interception. Intercepted a Lamar Jackson pass intended for Mark Andrews and returned it 31 yards setting up the Titans' opening touchdown

in the first quarter. Stuffed Andrews for no gain on a short pass in the right flat early in the fourth quarter.

- At Kansas City (1/19), started at safety and registered four tackles.

2018 (16/16): Started all 16 games for the second consecutive season and led the team with four interceptions. Ranked third on the team with 96 tackles and 10 passes defended. Collected two sacks, four quarterback pressures and six special teams tackles. Also posted a 66-yard touchdown pass on a fake punt. Led the team in tackles once in 2018 (vs. WAS). Tied for the team lead in passes defended six times in 2018 (at MIA, vs. PHI, at DAL, vs. NE, at NYG, vs. WAS). Tied for the team lead in quarterback pressures once in 2018 (vs. NYJ). Tied for the team lead in sacks once in 2018 (at NYG). Tied for the team lead in special teams tackles once in 2018 (vs. NYJ). Set a career-high with 16 tackles against Washington (12/22/18).

- Against Houston (9/16), started at safety and tallied four tackles. Gave the Titans a 7-0 lead with a 66-yard touchdown pass to Dane Cruikshank on a fake punt early in the first quarter. It was the longest touchdown pass by a defensive player in the Super Bowl era. Byard became the first primarily defensive player in franchise history to record a touchdown pass. Posted a special teams stop on coverage units.

- Against Philadelphia (9/30), started at safety and tied a then career-high with 10 tackles, and added a quarterback pressure and a pass defended.

- Against Baltimore (10/14), started at safety and amassed five tackles, an interception and two quarterback pressures. Registered two special teams stops on coverage units. Teamed with Jayon Brown to stop Hayden Hurst for no gain on a jet sweep in the first quarter. Collected his first interception of the season on a Joe Flacco pass that was deflected by Logan Ryan late in the second quarter.

- At Dallas (11/5), started at safety and posted five tackles with an interception. Stuffed Ezekiel Elliott for a one-yard loss on a rush off right end early in the first quarter. Halted a potential Cowboys' scoring drive by intercepting a pass intended for Amari Cooper in the back of the end zone in the first quarter.

- Against New England (11/11), started at safety and notched five tackles and two passes defended. Halted a Patriots' drive by knocking down a third-and-four pass intended for Jacob Hollister in the third quarter.

- Against Jacksonville (12/6), started at safety and amassed three tackles, including a sack and a quarterback pressure. Ended a Jaguars' drive by sacking Cody Kessler for an eight-yard loss on third-and-nine in the first quarter.

- At N.Y. Giants (12/16), started at safety and posted three tackles, including a sack, an interception and another pass defended in the Titans' first shutout win since 2000. Collected a special teams tackle on coverage units. Ended the first half by sacking Eli Manning for a 10-yard loss on third-and-10. Halted a potential Giants' scoring drive by intercepting an Eli Manning pass intended for Russell Shepard on third-and-20 in the third quarter. Sealed the shutout by breaking up a fourth-and-goal pass intended for Evan Engram late in the fourth quarter.

- Against Washington (12/22), started at safety and led the team with a career-best 16 tackles, an interception and another pass defended. Broke up a deep pass over the middle intended for Michael Floyd in the third quarter. Intercepted a Josh Johnson third-and-three pass intended for Josh Doctson late in the fourth quarter.

2017 (16/16, 2/2): Selected first-team Associated Press All-Pro at safety and named to his first career Pro Bowl. Started all 16 games and tied for the NFL lead with eight interceptions. Ranked second on the team with 18 passes defended and third on the squad with a career-high 87 tackles. Notched three quarterback pressures, four tackles for loss and two fumble recoveries. Started both postseason contests and led the team with 16 tackles. Named AFC Defensive Player of the Week after tallying eight tackles and two interceptions against Jacksonville (12/31/17). Named AFC Defensive Player of the Week after tying a single-game franchise record with three interceptions at Cleveland (10/22/17). His eight interceptions in 2017 were the most by any franchise player since Oilers cornerback Richard Johnson picked off eight passes in 1990. Collected his first career NFL interception at Houston (10/1/17). Tied a career-high with 10 tackles at Houston (10/1/17). Led or tied for the team lead in passes defended six times in 2017 (at JAX, at HOU, at CLE, vs. CIN, at PIT, vs. JAX).

- At Jacksonville (9/17), collected nine tackles and a pass defended. Combined with Derrick Morgan to stonewall Leonard Fournette for no gain on a rush off left end in the second quarter. Halted a Jaguars' drive by batting down a pass intended for Mercedes Lewis on third-and-14 in the third quarter.

- At Houston (10/1), tied a career-high with 10 tackles while posting a team-best two passes defended, including his first career interception. Broke up a pass intended for DeAndre Hopkins in the second quarter. Halted a potential Texans' scoring drive by intercepting a Deshaun Watson pass intended for DeAndre Hopkins just before halftime.

- At Miami (10/8), totaled four tackles, including two stops for loss and a fumble recovery. Stuffed Jarvis Landry for no gain on a short pass in the first quarter. Recovered a Jay Ajayi fumble that was forced by Adoree' Jackson and returned it six yards in the second quarter. Stuffed Ajayi for a one-yard loss on a rush off right guard in the final stanza.

- At Cleveland (10/22), named AFC Defensive Player of the Week after posting two tackles, including a stop for loss and a career-high three interceptions. Tied a single-game franchise record with three interceptions and the feat had only happened nine previous times in team annals. Stonewalled Duke Johnson for a three-yard loss on a short pass in the second quarter. Halted a potential Browns' scoring drive by intercepting a DeShone Kizer pass intended for Rashard Higgins late in the second quarter. Intercepted Kizer for a second time by jumping in front of a pass intended for Bryce Treggs early in the third quarter. Collected his third interception of the afternoon by picking off a Cody Kessler pass intended for David Njoku on third-and-13 in the fourth quarter.

- Against Baltimore (11/5), collected six tackles, two interceptions and another pass defended. With three interceptions at Cleveland and two interceptions against the Ravens, became the first player in franchise history to record five interceptions in a two-game span. Intercepted a Joe Flacco pass intended for Breshad Perriman after Logan Ryan deflected the ball in the first quarter. Hauled in his second interception of the afternoon by picking off a deep pass intended for Benjamin Watson early in the third quarter. Batted down a deep pass intended for Mike Wallace in the end zone late in the fourth quarter.

- At Indianapolis (11/26), registered four tackles and a fumble recovery. Set up the Titans' first touchdown by pouncing on a Marlon Mack fumble on the Colts' four-yard line in the third quarter.

- Against Jacksonville (12/31), named AFC Defensive Player of the Week after tallying eight tackles and two interceptions. Picked off a Blake Bortles pass intended for Allen Hurns on third-and-nine early in the fourth quarter. Sealed the victory by intercepting a Bortles pass intended for James O'Shaughnessy with 10 seconds left in the game.

- At Kansas City (1/6), started at safety and recorded six tackles in his first career postseason game. Stuffed Kareem Hunt for no gain on a short pass in the left flat in the second quarter.

- At New England (1/13), started at safety and finished second on the team with 10 tackles. Teamed with Avery Williamson to stop James White for no gain on a rush up the middle early in the second quarter.

2016 (16/7): Played in all 16 games with seven starts as a rookie and finished fifth on the team with 63 tackles. Ranked second on the squad with 10 special teams tackles. Collected a sack, five tackles for loss, three quarterback pressures and four passes defended. Led or tied for the team lead in tackles twice in 2016 (at SD, vs. GB). Tied for the team lead in passes defended twice in 2016 (vs. IND, at SD). Led or tied for the team lead in special teams tackles seven times in 2016 (vs. MIN, at DET, at MIA, vs. JAX, at SD, at CHI, vs. DEN). Appeared in his first career NFL game against Minnesota (9/11/16). Made his first NFL start at safety against Green Bay (11/13/16).

- Against Minnesota (9/11), made his NFL debut as a reserve safety and collected four tackles, including a stop for loss. Notched a special teams tackle on coverage units. Burst through the line and stuffed Adrian Peterson for a five-yard loss on a rush off right tackle at the end of the third quarter.

- Against Jacksonville (10/27), played significant snaps as a reserve at safety and posted five tackles, including two stops for loss. Tied for the team lead with a special teams tackle. Pounced on Chris Ivory for no gain after the running back recovered his own fumble late in the first quarter. Stuffed Blake Bortles for a one-yard loss on a rush off left end in the final quarter.

- At San Diego (11/6), saw significant action as a reserve at safety and tied for the team lead with a career-best 10 tackles, including a stop for loss and a pass defended. Tied for the team lead with a special teams tackle on coverage units. Ended a Chargers' drive by breaking up a third-and-two pass intended for Antonio Gates late in the second quarter. Stuffed Melvin Gordon for a two-yard loss on a rush off left guard late in the second quarter.

- Against Green Bay (11/13), made his first career NFL start at safety and notched a team-leading nine tackles, including a sack. Ended a Packers'

drive by registering his first career sack when he dropped Aaron Rodgers for an eight-yard loss on third-and-eight in the opening stanza.

- At Chicago (11/27), started at safety and registered seven tackles. Led the team with two special teams tackles on coverage units. Defended a deep pass intended for Cameron Meredith in the fourth quarter.
- Against Denver (12/11), started at safety and collected five tackles, two quarterback pressures and a pass defended. Tied for the team lead with a special teams stop.
- Against Houston (1/1), started at safety and registered five tackles, including a stop for loss and a pass defended. Broke up a pass intended for Alfred Blue in the first quarter. Stuffed Jonathan Grimes for no gain on a rush off left tackle on the final play of the first quarter. Stuffed Alfred Blue for no gain on a third-and-goal rush off right tackle in the fourth quarter.

COLLEGE:

- During a four-year career at Middle Tennessee State, he appeared in 49 games and notched 46 starts at safety. He set school records with 19 career interceptions, 377 interception return yards and four interception returns for touchdowns. He finished sixth in MTSU history with 312 career tackles. In 49 career games, he had a hand in 25 turnovers (19 interceptions, five forced fumbles and one fumble recovery). Had 17 additional career passes defended and five tackles for loss. He was twice named first-team All-Conference USA.
- As a senior (2015), appeared in 12 games with nine starts as a permanent team captain. Ranked fourth on the team with 66 tackles and led the squad with four interceptions and six additional pass breakups. Ranked second among safeties with 718 snaps played. Named first-team All-Conference USA for the second consecutive season. Against North Texas on Nov. 21, 2015, he set the Middle Tennessee State record with his 18th career interception. He picked off another pass the following week to finish his career with 19 interceptions.
- As a junior (2014), played and started all 12 games and led the team with six interceptions. Ranked fourth on the team with 66 tackles, including three tackles for loss, and added four pass breakups, two forced fumbles and a blocked kick. Ranked seventh nationally and first in Conference USA in interceptions. Played a team-high 980 snaps. Named first-team All-Conference USA.
- As a sophomore (2013), played and started all 13 games. Registered a career-best 106 tackles to finish second on the team. Led the team with five interceptions. Also finished with an additional five pass breakups, a forced fumble and a fumble recovery. Equaled his own school mark with two interceptions returned for touchdowns. Led the team with 996 snaps played. Voted honorable mention All-Conference USA.
- As a redshirt freshman (2012), started all 12 games and led the team with four interceptions. Tied for third on the team with 74 tackles and added two pass breakups, two forced fumbles and a hurry. Equaled the school record with two interception returns for touchdowns and set the single-season record for interception return yards with 167. Led the entire team with 925 total snaps played and had 80 or more snaps four times. Named FWAA Freshman All-American, second-team All-SBC. Against Troy (11/24), forced three turnovers in win with two interceptions and a forced fumble to go with a pass breakup and six tackles. Second pick went for 77 yards and game-winning score late in fourth quarter. Named the SBC Defensive Player of the Week and the College Performance Awards National Defensive Back of the Week.
- As a freshman (2011), redshirted.
- Graduated in May 2015 with a degree in liberal studies.

PERSONAL:

- He splits time between Nashville and Lithonia, Ga., with his wife, Clarke.
- Attended M.L. King (Lithonia, Ga.), where as a senior he totaled 94 tackles, two interceptions, two blocked punts, and two fumble recoveries

on defense. On offense, he recorded 35 receptions for 723 yards and six touchdowns, as well as 245 rushing yards and two rushing touchdowns. Also returned 12 kickoffs for 350 yards and a touchdown.

- Voted Class AAAAA first-team all-state by the Atlanta Journal Constitution and the Associated Press. Earned all-region honors on offense and defense, while also garnering all-area and all-county accolades.
- Also lettered in track as a high school athlete.
- Byard has three brothers and three sisters and is the second oldest of the group
- List of favorites: (TV show) "Martin"; (movie) "Wolf of Wall Street" and "Paid in Full"; (musician or band) Future; (food) Philadelphia cheesesteaks and hot wings; (childhood sports teams) Philadelphia 76ers; (athlete as a child) Allen Iverson; and (guilty pleasure) late-night snacks.
- Follow Byard on Twitter at @KB31_Era.
- Follow Byard on Instagram at @kb31_savage.
- Born Kevin Leon Byard Jr. on Aug. 17, 1993 in Philadelphia, Pa.

KEVIN BYARD'S GAME-BY-GAME

2016 Tennessee Titans

| Date | Opp | W/L | P/S | Tot | Solo | Asst | Sk | - Yds | QBP | TFL | Int | - Yds | -TD | PD | FF | FR | - Yds | SpT |
|---------------|-------|-----|-----|------------|-------------|-----------|-----------|-----------|------------|------------|----------|----------|----------|----------|----------|----------|----------|-----------|
| Sept 11 | Min | L | p | 4 | 3 | 1 | 0.0 | 0.0 | 0 | 1 | 0 | 0 | 0 | 0 | 0 | 0 | 0 | 1 |
| Sept 18 | @ Det | W | p | 2 | 2 | 0 | 0.0 | 0.0 | 0 | 0 | 0 | 0 | 0 | 0 | 0 | 0 | 0 | 2 |
| Sept 25 | Oak | L | p | 3 | 3 | 0 | 0.0 | 0.0 | 0 | 0 | 0 | 0 | 0 | 0 | 0 | 0 | 0 | 1 |
| Oct 2 | @ Hou | L | p | 1 | 1 | 0 | 0.0 | 0.0 | 0 | 0 | 0 | 0 | 0 | 0 | 0 | 0 | 0 | 0 |
| Oct 9 | @ Mia | W | p | 2 | 2 | 0 | 0.0 | 0.0 | 0 | 0 | 0 | 0 | 0 | 0 | 0 | 0 | 0 | 1 |
| Oct 16 | Cle | W | p | 2 | 2 | 0 | 0.0 | 0.0 | 0 | 0 | 0 | 0 | 0 | 0 | 0 | 0 | 0 | 0 |
| Oct 23 | Ind | L | p | 0 | 0 | 0 | 0.0 | 0.0 | 0 | 0 | 0 | 0 | 0 | 1 | 0 | 0 | 0 | 0 |
| Oct 27 | Jax | W | p | 5 | 3 | 2 | 0.0 | 0.0 | 0 | 2 | 0 | 0 | 0 | 0 | 0 | 0 | 0 | 1 |
| Nov 6 | @ SD | L | p | 10 | 5 | 5 | 0.0 | 0.0 | 0 | 1 | 0 | 0 | 0 | 1 | 0 | 0 | 0 | 1 |
| Nov 13 | GB | W | S | 9 | 7 | 2 | 1.0 | 8.0 | 0 | 0 | 0 | 0 | 0 | 0 | 0 | 0 | 0 | 0 |
| Nov 20 | @ Ind | L | S | 2 | 1 | 1 | 0.0 | 0.0 | 0 | 0 | 0 | 0 | 0 | 0 | 0 | 0 | 0 | 0 |
| Nov 27 | @ Chi | W | S | 7 | 4 | 3 | 0.0 | 0.0 | 0 | 0 | 0 | 0 | 0 | 0 | 0 | 0 | 0 | 2 |
| Dec 11 | Den | W | S | 5 | 3 | 2 | 0.0 | 0.0 | 2 | 0 | 0 | 0 | 0 | 1 | 0 | 0 | 0 | 1 |
| Dec 18 | @ KC | W | S | 4 | 2 | 2 | 0.0 | 0.0 | 1 | 0 | 0 | 0 | 0 | 0 | 0 | 0 | 0 | 0 |
| Dec 24 | @ Jax | L | S | 2 | 2 | 0 | 0.0 | 0.0 | 0 | 0 | 0 | 0 | 0 | 0 | 0 | 0 | 0 | 0 |
| Jan 1 | Hou | W | S | 5 | 2 | 3 | 0.0 | 0.0 | 0 | 1 | 0 | 0 | 0 | 1 | 0 | 0 | 0 | 0 |
| Totals | | | | 9-7 | 16/7 | 63 | 42 | 21 | 1.0 | 8.0 | 3 | 5 | 0 | 0 | 4 | 0 | 0 | 10 |

2017 Tennessee Titans

| Date | Opp | W/L | P/S | Tot | Solo | Asst | Sk | - Yds | QBP | TFL | Int | - Yds | -TD | PD | FF | FR | - Yds | SpT |
|-----------------|-------|-----|-----|------------|--------------|-----------|-----------|-----------|------------|------------|----------|----------|----------|------------|----------|-----------|----------|----------|
| Sept 10 | Oak | L | S | 9 | 7 | 2 | 0.0 | 0.0 | 1 | 0 | 0 | 0 | 0 | 0 | 0 | 0 | 0 | 0 |
| Sept 17 | @ Jax | W | S | 9 | 8 | 1 | 0.0 | 0.0 | 0 | 0 | 0 | 0 | 0 | 1 | 0 | 0 | 0 | 0 |
| Sept 24 | Sea | W | S | 1 | 0 | 1 | 0.0 | 0.0 | 1 | 0 | 0 | 0 | 0 | 1 | 0 | 0 | 0 | 0 |
| Oct 1 | @ Hou | L | S | 10 | 5 | 5 | 0.0 | 0.0 | 0 | 0 | 1 | 7 | 0 | 2 | 0 | 0 | 0 | 0 |
| Oct 8 | @ Mia | L | S | 4 | 3 | 1 | 0.0 | 0.0 | 0 | 2 | 0 | 0 | 0 | 0 | 0 | 1 | 6 | 0 |
| Oct 16 | Ind | W | S | 3 | 3 | 0 | 0.0 | 0.0 | 0 | 0 | 0 | 0 | 0 | 0 | 0 | 0 | 0 | 0 |
| Oct 22 | @ Cle | W | S | 2 | 2 | 0 | 0.0 | 0.0 | 0 | 1 | 3 | 60 | 0 | 3 | 0 | 0 | 0 | 0 |
| Nov 5 | Bal | W | S | 6 | 4 | 2 | 0.0 | 0.0 | 0 | 0 | 2 | 33 | 0 | 3 | 0 | 0 | 0 | 0 |
| Nov 12 | Cin | W | S | 5 | 3 | 2 | 0.0 | 0.0 | 0 | 1 | 0 | 0 | 0 | 2 | 0 | 0 | 0 | 0 |
| Nov 16 | @ Pit | L | S | 1 | 1 | 0 | 0.0 | 0.0 | 0 | 0 | 0 | 0 | 0 | 3 | 0 | 0 | 0 | 0 |
| Nov 26 | @ Ind | W | S | 4 | 3 | 1 | 0.0 | 0.0 | 0 | 0 | 0 | 0 | 0 | 0 | 0 | 1 | 0 | 0 |
| Dec 3 | Hou | W | S | 8 | 6 | 2 | 0.0 | 0.0 | 0 | 0 | 0 | 0 | 0 | 1 | 0 | 0 | 0 | 0 |
| Dec 10 | @ Ari | L | S | 6 | 4 | 2 | 0.0 | 0.0 | 0 | 0 | 0 | 0 | 0 | 0 | 0 | 0 | 0 | 0 |
| Dec 17 | @ SF | L | S | 5 | 4 | 1 | 0.0 | 0.0 | 0 | 0 | 0 | 0 | 0 | 0 | 0 | 0 | 0 | 0 |
| Dec 24 | LAR | L | S | 6 | 4 | 2 | 0.0 | 0.0 | 1 | 0 | 0 | 0 | 0 | 0 | 0 | 0 | 0 | 0 |
| Dec 31 | Jax | W | S | 8 | 7 | 1 | 0.0 | 0.0 | 0 | 0 | 2 | 30 | 0 | 2 | 0 | 0 | 0 | 0 |
| Totals | | | | 9-7 | 16/16 | 87 | 64 | 23 | 0.0 | 0.0 | 3 | 4 | 8 | 130 | 0 | 18 | 0 | 2 |
| Playoffs | | | | | | | | | | | | | | | | | | |
| Jan 6 | @ KC | W | S | 6 | 5 | 1 | 0.0 | 0.0 | 0 | 0 | 0 | 0 | 0 | 0 | 0 | 0 | 0 | 0 |
| Jan 13 | @ NE | L | S | 10 | 9 | 1 | 0.0 | 0.0 | 0 | 0 | 0 | 0 | 0 | 0 | 0 | 0 | 0 | 0 |
| Totals | | | | 1-1 | 2/2 | 16 | 14 | 2 | 0.0 | 0.0 | 0 | 0 | 0 | 0 | 0 | 0 | 0 | 0 |

2018 Tennessee Titans

| Date | Opp | W/L | P/S | Tot | Solo | Asst | Sk | - Yds | QBP | TFL | Int | - Yds | -TD | PD | FF | FR | - Yds | SpT |
|---------------|-------|-----|-----|------------|--------------|-----------|-----------|-----------|------------|-------------|----------|----------|----------|----------|----------|-----------|----------|----------|
| Sept 9 | @ Mia | L | S | 5 | 4 | 1 | 0.0 | 0.0 | 0 | 0 | 0 | 0 | 0 | 0 | 1 | 0 | 0 | 0 |
| Sept 16 | Hou | W | S | 4 | 3 | 1 | 0.0 | 0.0 | 0 | 0 | 0 | 0 | 0 | 0 | 0 | 0 | 0 | 1 |
| Sept 23 | @ Jax | W | S | 2 | 1 | 1 | 0.0 | 0.0 | 0 | 0 | 0 | 0 | 0 | 0 | 0 | 0 | 0 | 0 |
| Sept 30 | Phi | W | S | 10 | 7 | 3 | 0.0 | 0.0 | 1 | 0 | 0 | 0 | 0 | 1 | 0 | 0 | 0 | 0 |
| Oct 7 | @ Buf | L | S | 7 | 6 | 1 | 0.0 | 0.0 | 0 | 0 | 0 | 0 | 0 | 0 | 0 | 0 | 0 | 0 |
| Oct 14 | Bal | L | S | 5 | 2 | 3 | 0.0 | 0.0 | 1 | 0 | 1 | 0 | 0 | 1 | 0 | 0 | 0 | 2 |
| Oct 21 | @ LAC | L | S | 4 | 2 | 2 | 0.0 | 0.0 | 0 | 0 | 0 | 0 | 0 | 0 | 0 | 0 | 0 | 0 |
| Nov 5 | @ Dal | W | S | 5 | 4 | 1 | 0.0 | 0.0 | 0 | 0 | 1 | 0 | 0 | 1 | 0 | 0 | 0 | 0 |
| Nov 11 | NE | W | S | 5 | 4 | 1 | 0.0 | 0.0 | 0 | 0 | 0 | 0 | 0 | 2 | 0 | 0 | 0 | 0 |
| Nov 18 | @ Ind | L | S | 8 | 7 | 1 | 0.0 | 0.0 | 0 | 0 | 0 | 0 | 0 | 0 | 0 | 0 | 0 | 0 |
| Nov 26 | @ Hou | L | S | 4 | 2 | 2 | 0.0 | 0.0 | 0 | 0 | 0 | 0 | 0 | 0 | 0 | 0 | 0 | 1 |
| Dec 2 | NYJ | W | S | 5 | 2 | 3 | 0.0 | 0.0 | 1 | 0 | 0 | 0 | 0 | 0 | 0 | 0 | 0 | 1 |
| Dec 6 | Jax | W | S | 3 | 2 | 1 | 1.0 | 8.0 | 1 | 0 | 0 | 0 | 0 | 0 | 0 | 0 | 0 | 0 |
| Dec 16 | @ NYG | W | S | 3 | 2 | 1 | 1.0 | 10.0 | 0 | 0 | 1 | 0 | 0 | 2 | 0 | 0 | 0 | 1 |
| Dec 22 | Was | W | S | 16 | 10 | 6 | 0.0 | 0.0 | 0 | 0 | 1 | 1 | 0 | 2 | 0 | 0 | 0 | 0 |
| Dec 30 | Ind | L | S | 10 | 6 | 4 | 0.0 | 0.0 | 0 | 0 | 0 | 0 | 0 | 0 | 0 | 0 | 0 | 0 |
| Totals | | | | 9-7 | 16/16 | 96 | 64 | 32 | 2.0 | 18.0 | 4 | 0 | 4 | 1 | 0 | 10 | 0 | 6 |


2019 Tennessee Titans

| Date | Opp | W/L | P/S | Tot | Solo | Asst | Sk | - Yds | QBP | TFL | Int | - Yds | -TD | PD | FF | FR | - Yds | SpT |
|-----------------|-------|-----|-----|------------|--------------|-----------|-----------|-----------|------------|------------|----------|----------|----------|-----------|----------|-----------|----------|----------|
| Sept 8 | @ Cle | W | S | 7 | 3 | 4 | 0.0 | 0.0 | 0 | 0 | 1 | 28 | 0 | 1 | 0 | 0 | 0 | 0 |
| Sept 15 | Ind | L | S | 4 | 4 | 0 | 0.0 | 0.0 | 0 | 0 | 0 | 0 | 0 | 0 | 0 | 0 | 0 | 1 |
| Sept 19 | @ Jax | L | S | 5 | 4 | 1 | 0.0 | 0.0 | 0 | 1 | 0 | 0 | 0 | 0 | 0 | 0 | 0 | 0 |
| Sept 29 | @ Atl | W | S | 8 | 5 | 3 | 0.0 | 0.0 | 0 | 0 | 0 | 0 | 0 | 2 | 0 | 0 | 0 | 0 |
| Oct 6 | Buf | L | S | 7 | 5 | 2 | 0.0 | 0.0 | 0 | 0 | 1 | 5 | 0 | 2 | 0 | 0 | 0 | 0 |
| Oct 13 | @ Den | L | S | 3 | 3 | 0 | 0.0 | 0.0 | 0 | 0 | 1 | 25 | 0 | 1 | 0 | 0 | 0 | 1 |
| Oct 20 | LAC | W | S | 8 | 4 | 4 | 0.0 | 0.0 | 0 | 0 | 0 | 0 | 0 | 1 | 0 | 0 | 0 | 0 |
| Oct 27 | TB | W | S | 3 | 3 | 0 | 0.0 | 0.0 | 0 | 1 | 0 | 0 | 0 | 0 | 0 | 0 | 0 | 0 |
| Nov 3 | @ Car | L | S | 6 | 3 | 3 | 0.0 | 0.0 | 0 | 0 | 0 | 0 | 0 | 1 | 0 | 0 | 0 | 1 |
| Nov 10 | KC | W | S | 6 | 5 | 1 | 0.0 | 0.0 | 0 | 0 | 0 | 0 | 0 | 0 | 0 | 0 | 0 | 0 |
| Nov 24 | Jax | W | S | 11 | 4 | 7 | 0.0 | 0.0 | 0 | 0 | 0 | 0 | 0 | 0 | 0 | 0 | 0 | 1 |
| Dec 1 | @ Ind | W | S | 4 | 1 | 3 | 0.0 | 0.0 | 1 | 0 | 1 | 21 | 0 | 1 | 0 | 0 | 0 | 0 |
| Dec 8 | @ Oak | W | S | 8 | 5 | 3 | 0.0 | 0.0 | 0 | 0 | 0 | 0 | 0 | 0 | 0 | 0 | 0 | 0 |
| Dec 15 | Hou | L | S | 2 | 1 | 1 | 0.0 | 0.0 | 0 | 0 | 0 | 0 | 0 | 0 | 0 | 0 | 0 | 0 |
| Dec 22 | NO | L | S | 3 | 3 | 0 | 0.0 | 0.0 | 0 | 0 | 0 | 0 | 0 | 0 | 0 | 0 | 0 | 1 |
| Dec 29 | @ Hou | W | S | 6 | 4 | 2 | 0.0 | 0.0 | 0 | 0 | 1 | 0 | 0 | 1 | 0 | 0 | 0 | 0 |
| Totals | | | | 9-7 | 16/16 | 91 | 57 | 34 | 0.0 | 0.0 | 1 | 2 | 5 | 79 | 0 | 10 | 0 | 5 |
| Playoffs | | | | | | | | | | | | | | | | | | |
| Jan 4 | @ NE | W | S | 5 | 4 | 1 | 0.0 | 0.0 | 0 | 0 | 0 | 0 | 0 | 0 | 0 | 0 | 0 | 1 |
| Jan 11 | @ Bal | W | S | 11 | 8 | 3 | 0.0 | 0.0 | 0 | 0 | 1 | 31 | 0 | 1 | 0 | 0 | 0 | 0 |
| Jan 19 | @ KC | L | S | 4 | 3 | 1 | 0.0 | 0.0 | 0 | 0 | 0 | 0 | 0 | 0 | 0 | 0 | 0 | 0 |
| Totals | | | | 2-1 | 3/3 | 20 | 15 | 5 | 0.0 | 0.0 | 0 | 0 | 1 | 31 | 0 | 1 | 0 | 1 |

KEVIN BYARD'S NFL STATISTICS

REGULAR SEASON

| Year | Team | GP | GS | TACKLES | | | | Yds | QBP | TFL | INTERCEPTIONS | | | | | FUMBLES | | | |
|-------------------|-----------|-----------|-----------|------------|------------|------------|------------|-------------|-----------|-----------|---------------|------------|-----------|----------|-----------|----------|----------|----------|-----------|
| | | | | Tot | Solo | Asst | Sk | | | | No | Yds | Lg | TD | PD | FF | FR | Yds | SpT |
| 2016 | Tennessee | 16 | 7 | 63 | 42 | 21 | 1.0 | 8.0 | 3 | 5 | 0 | 0 | 0 | 0 | 4 | 0 | 0 | 0 | 10 |
| 2017 | Tennessee | 16 | 16 | 87 | 64 | 23 | 0.0 | 0.0 | 3 | 4 | 8 | 130 | 33 | 0 | 18 | 0 | 2 | 6 | 0 |
| 2018 | Tennessee | 16 | 16 | 96 | 64 | 32 | 2.0 | 18.0 | 4 | 0 | 4 | 1 | 1 | 0 | 10 | 0 | 0 | 0 | 6 |
| 2019 | Tennessee | 16 | 16 | 91 | 57 | 34 | 0.0 | 0.0 | 1 | 2 | 5 | 79 | 28 | 0 | 10 | 0 | 0 | 0 | 5 |
| NFL Totals | | 64 | 55 | 337 | 227 | 110 | 3.0 | 26.0 | 11 | 11 | 17 | 210 | 33 | 0 | 42 | 0 | 2 | 6 | 21 |



99 JURRELL CASEY

DEFENSIVE TACKLE • 6'1" • 305 LBS • COLLEGE: SOUTHERN CAL
ACQUIRED: 3RD ROUND - 2011 • NFL EXPERIENCE (NFL/TITANS): 9/9
HOMETOWN: LONG BEACH, CALIF.
GAMES PLAYED/GAMES STARTED: 139/137 (PLAYOFFS: 5/5)



Captain: 2014, 2015, 2016, 2017, 2018, 2019



Pro Bowl: 2015, 2016, 2017, 2018, 2019



Community Man of the Year: 2016, 2018

PRO: The Titans used their third-round pick in the 2011 NFL Draft on University of Southern California defensive tackle Jurrell Casey. In his first eight pro seasons, Casey became regarded as one of the top interior defensive linemen in the NFL, a force against both the run and pass. During that timespan, he played in all but three games and tied with Ndamukong Suh for fourth place among all defensive tackles with 46 total sacks, trailing only Geno Atkins, Aaron Donald and Gerald McCoy. Casey finished the 2018 campaign in eighth place in franchise history with 46 career sacks. He was named to the Pro Bowl following the 2015, 2016, 2017 and 2018 campaigns, becoming the first player to earn four selections in the Titans era.

CAREER HIGHLIGHTS:

- In 2018, Casey was voted to his fourth consecutive Pro Bowl after setting a career high with 50 quarterback pressures.
- In 2018, became the 10th player in franchise history to reach 40 career sacks (vs. HOU).
- In 2018, he recorded his sixth consecutive season with at least 5.0 sacks (7.0), and his ninth career game with two sacks (vs. HOU).
- In 2017, Casey was voted to his third consecutive Pro Bowl after setting a then-career high with 35 quarterback pressures.
- With six sacks in 2017, Casey became the first player for the team since Ray Childress (1986–1994) to register five or more consecutive seasons with at least five sacks. His six sacks ranked second on the squad, as he reached the mark for the third time in his career.
- In 2016, Casey was voted to his second consecutive Pro Bowl after setting a then-career high with 29 quarterback pressures and adding five sacks.
- In 2015, he was named to the Pro Bowl after tying for the team lead with seven sacks.
- In 2013, Casey was named Associated Press second-team All-Pro after putting together one of the best seasons by a defensive tackle in franchise history. His 10.5 sacks set a career high and made up the second-highest total by a franchise defensive tackle since sacks became an official statistic in 1982, finishing behind only Ray Childress' 13 sacks in 1992. Only Jason Hatcher of the Dallas Cowboys (11) finished with more sacks than Casey among defensive tackles in 2013. Casey's season totals also included a career-high 90 tackles and a career- and team-high 10 quarterback pressures.
- In 2012, he notched 80 tackles to lead the defensive line and added three sacks.
- As a rookie in 2011, Casey recorded 74 tackles, which led the team's defensive linemen, and tied for second on the defense with five tackles for loss.
- Casey totaled nine sacks and 22 tackles for loss during his three seasons at Southern California. In 2010, Casey's junior year, he was named first-team All-Pac-10.

TITANS TIDBITS:

A fixture in the community, Casey was twice voted Tennessee Titans Walter Payton Man of the Year (2016, 2018), which recognizes players for excellence on and off the field. Casey is a regular at Titans community events and also serves as the spokesperson for United Way of Metropolitan Nashville. Casey and his wife, Ryann, established The Casey Fund, a non-profit dedicated to raising money for established re-entry programs, inner-city youth programs, mentoring and halfway houses. Ryann is a lawyer working in the Nashville Public Defender's Office. More information about The Casey Fund is available through their social media accounts: @caseyfund99 on Facebook and @TheCaseyFund on Twitter and

Instagram.

- The Caseys have hosted a Thanksgiving food giveaway for 200 underprivileged families in the Nashville area.
- Casey also hosts an annual free youth football skills camp for linemen in his hometown of Long Beach, Calif.
- In 2019, Casey was named a finalist for the Mary Catherine Strobel Direct Service Volunteer Award, which recognizes Middle Tennessee volunteers for their efforts in the community.
- In 2018, Casey partnered with the Starlight Children's Foundation to donate \$999 for every sack he recorded during the season to design custom hospital gowns for hospitalized children.
- In 2018 and 2019, he and his wife served as the celebrity co-chairs for Rally on the Runway, a nonprofit that empowers volunteers across the country to raise awareness and funds for childhood cancer research. Casey has served as a celebrity escort for the event each year since 2016.
- Casey has served as a spokesperson for United Way of Metropolitan Nashville since 2017.
- Casey has a strong partnership with Project Return Tennessee, Free Hearts and Purpose Prep Academy. Casey's wife is on Purpose Prep Academy's school board.
- He was selected to represent the Titans in London in July 2018 to publicize the team's visit in October and to help coach in the youth flag football Summer Bowl.
- When he was younger, family members, friends and teammates called him "Tut-Tut," a nickname he earned from his aunt as a small child because she said he walked like a turtle.
- Casey has nine brothers and sisters.
- When he was in high school, his older brother, Jurray, was convicted of first-degree murder. Despite the turmoil it caused, Jurrell credits his brother for helping him re-focus on becoming a better football player and student.
- Casey calls his mother, Collette Burns, a cafeteria worker in the Long Beach Unified School District, "the inspiration in my life" for how hard she worked to provide for Jurrell and his siblings.
- Casey and teammate Wesley Woodyard coach a women's flag football team that is comprised of wives and significant others of Titans players.

CAREER TRANSACTIONS:

- The Long Beach, Calif., native was selected by the Titans in the third round (77th overall) of the 2011 NFL Draft.

SEASON RECAPS:

2019 (14/14, 3/3): Named to his fifth career Pro Bowl. Started 14 games at defensive tackle and led the team with 30 quarterback pressures and tied for second on the squad with five sacks. Registered his seventh consecutive season with at least five sacks. Also posted 61 tackles, three stops for loss, two fumble recoveries and a forced fumble. Was inactive for two games. Started all three postseason contests and collected 11 tackles, a team-best 2.5 sacks, five quarterback pressures and a forced fumble. Led or tied for the team lead in quarterback pressures seven times in 2019 (at CLE, at JAX, at ATL, vs. BUF, vs. TB, at OAK, at BAL). Tied for the team lead in sacks four times in 2019 (vs. TB, at IND, at HOU, at BAL). Passed Robert Brazile for seventh place on the franchise's all-time sack chart at Indianapolis (12/1/19). Collected his 50th career sack against New Orleans (12/22/19) becoming only the seventh player in franchise history to accomplish the feat.

- At Cleveland (9/8), started at defensive tackle and collected two tackles and a team-best four quarterback pressures.
- Against Indianapolis (9/15), started at defensive tackle and tallied five tackles.

- At Jacksonville (9/19), started at defensive tackle and posted six tackles and three quarterback pressures. Teamed with Jayon Brown to stuff Leonard Fournette for no gain on a rush up the middle in the second quarter. Stonewalled Fournette for no gain on a rush up the middle in the third stanza.
- At Atlanta (9/29), started at defensive tackle and registered six tackles, a sack, a forced fumble, a fumble recovery and four quarterback pressures. Dropped Matt Ryan for a 10-yard sack and forced a fumble that he recovered at the Tennessee 46-yard line late in the first quarter. Teamed with Kenny Vaccaro to stuff Devonta Freeman for a one-yard loss on a fourth-and-one rush in the second quarter.
- Against Buffalo (10/6), started at defensive tackle and notched two tackles and a team-best four quarterback pressures.
- At Denver (10/13), started at defensive tackle and recorded six tackles and a quarterback pressure.
- Against L.A. Chargers (10/20), started at defensive tackle and posted a tackle, two quarterback pressures and a game-clinching fumble recovery. Sealed the victory by recovering a Melvin Gordon fumble in the end zone that was forced by Wesley Woodyard on second-and-goal from the one-yard line with 15 seconds remaining in the game.
- Against Tampa Bay (10/27), started at defensive tackle and tallied seven tackles, including a sack, a tackle for loss and three quarterback pressures. Dropped Jameis Winston for a five-yard sack on third-and-eight in the second quarter. Halted a Buccaneers' drive by teaming with Kenny Vaccaro to stonewall Peyton Barber for a one-yard loss on a fourth-and-one rush up the middle late in the fourth quarter.
- At Carolina (11/3), was inactive.
- Against Kansas City (11/10), was inactive.
- Against Jacksonville (11/24), returned to the lineup as a starter at defensive tackle and notched three tackles and two quarterback pressures.
- At Indianapolis (12/1), started at defensive tackle and posted six tackles, a sack and a quarterback pressure. Dropped Jacoby Brissett for seven-yard sack in the second quarter and moved into seventh place on the franchise's all-time sack list. Teamed with Logan Ryan to stuff Jordan Wilkins for no gain on a rush off right tackle in the fourth quarter.
- At Oakland (12/8), started at defensive tackle and amassed five tackles, including two stops for loss and a team-high four quarterback pressures. Combined with Logan Ryan to stonewall Jalen Richard for a one-yard loss on a rush up the middle in the third quarter. Came off the edge and dropped DeAndre Washington for no gain on a third-and-goal rush late in the fourth quarter.
- Against Houston (12/15), started at defensive tackle and totaled three tackles and a quarterback pressure.
- Against New Orleans (12/22), started at defensive tackle and produced four tackles, including a sack and a quarterback pressure. Posted his 50th career sack by dropping Drew Brees for a nine-yard loss on third-and-eight in the second quarter. With his fourth sack of 2019, he became the seventh player in franchise history to reach 50.0 career sacks. Jevon Kearse is the only other player to do so in the "Titans era" (1999–present).
- At Houston (12/29), started at defensive tackle and recorded five tackles, including a sack. Dropped Carlos Hyde for no gain on a rush off right guard in the first quarter. Sacked A.J. McCarron for a nine-yard loss on the final play of the first half.
- At New England (1/4), started at defensive tackle and posted three tackles and a quarterback pressure.
- At Baltimore (1/11), started at defensive tackle and recorded six tackles, including two sacks, three quarterback pressures and a forced fumble. Sacked Lamar Jackson for an eight-yard loss late in the second quarter. Set up the Titans' final touchdown by strip-sacking Lamar Jackson and the fumble was recovered by Jeffery Simmons midway through the third quarter.
- At Kansas City (1/19), started at defensive tackle and registered two tackles, including a half sack and a quarterback pressure. Teamed with DaQuan Jones to sack Patrick Mahomes in the fourth quarter.

2018 (15/15): Named to his fourth consecutive Pro Bowl. Started 15 games at defensive tackle and led the team with seven sacks and a career-best 50 quarterback pressures. Tied for the team lead with seven tackles for loss. Led all defensive linemen with 72 tackles and also posted two forced fumbles and a fumble recovery. Placed on injured reserve on Dec. 24, 2018 and missed the regular season finale. Has nine career games with at least two sacks, including one in 2018 (vs. HOU). Led or tied for the team lead in sacks five times in 2018 (vs. HOU, at JAX, at HOU, vs. NYJ, vs. JAX). Led or tied for the team lead in quarterback pressures 12 times in 2018 (at MIA, vs. HOU, vs. PHI, at BUF, vs. BAL, at LAC, at DAL, at IND,

- at HOU, vs. NYJ, vs. JAX, vs. WAS). Ranks eighth in franchise history with 46 career sacks. Became the 10th player in franchise history to reach 40 career sacks against Houston (9/16/18).
- At Miami (9/9), started at defensive tackle and collected six tackles, including a team-best two tackles for loss and two quarterback pressures. Teamed with Wesley Woodyard to stuff Kenyan Drake for a one-yard loss on a rush up the middle in the third quarter. Combined with Kamalei Correa to stonewall Frank Gore for a three-yard loss on a third-and-two rush off right tackle in the third quarter. Combined with Woodyard to sniff out a Drake run for a three-yard loss and another rush for no gain in the fourth quarter.
 - Against Houston (9/16), started at defensive tackle and tallied six tackles, including two sacks and a team-best four quarterback pressures. Ended a Texans' drive by dropping Deshaun Watson for a two-yard loss on third-and-12 early in the first quarter and in the process became the 10th player in franchise history to reach 40 career sacks. Forced the Texans to settle for a field goal by strip-sacking Watson for a seven-yard loss on third-and-nine in the third stanza.
 - At Jacksonville (9/23), started at defensive tackle and posted six tackles, a strip-sack and two quarterback pressures. Sacked Blake Bortles for a four-yard loss and forced a fumble that was recovered by the Jaguars.
 - Against Philadelphia (9/30), started at defensive tackle and notched four tackles, a stop for loss and a team-best five quarterback pressures. Combined with Jayon Brown to stonewall Jay Ajayi for no gain on a rush off right end early in the second quarter. Stonewalled Ajayi for a two-yard loss on a rush up the middle in overtime.
 - At Los Angeles Chargers in London (10/21), started at defensive tackle and tallied four tackles, including a half sack and a team-best three quarterback pressures. Combined with Kamalei Correa to sack Philip Rivers for an eight-yard loss in the third quarter.
 - At Dallas (11/5), started at defensive tackle and posted two tackles and a team-best and career-high eight quarterback pressures.
 - Against New England (11/11), started at defensive tackle and notched four tackles, including a stop for loss and three quarterback pressures. Teamed with Austin Johnson to stuff Tom Brady for no gain on a quarterback sneak in the second stanza. Stopped Cordarrelle Patterson for a one-yard loss on a rush up the middle in the fourth quarter.
 - At Houston (11/26), started at defensive tackle and recorded six tackles, including a sack and four quarterback pressures. Ended a Texans' drive by sacking Deshaun Watson for a 10-yard loss late in the fourth quarter.
 - Against N.Y. Jets (12/2), started at defensive tackle and tallied four tackles, including a sack and a quarterback pressure. Dropped Josh McCown for a three-yard sack in the third quarter. Dropped Isaiah Crowell for no gain on a rush up the middle late in the fourth quarter. Reached 5.5 sacks in 2018, hitting the five-sack mark for the sixth consecutive season.
 - Against Jacksonville (12/6), started at defensive tackle and amassed eight tackles, including a team-best 1.5 sacks and four quarterback pressures. His 1.5 sacks gave him 46 sacks in his NFL career moving past Ted Washington (45 sacks) for eighth place on the franchise's all-time sack leaderboard. Teamed with Kenny Vaccaro to stuff Leonard Fournette for no gain on a rush off right guard in the first stanza. Combined with Harold Landry III to stonewall Fournette for a four-yard loss on a screen pass late in the first quarter. Stopped Cody Kessler for no gain on a quarterback sneak in the second stanza. Ended a Jaguars' drive by sacking Kessler for a 12-yard loss on third-and-six in the second quarter. Combined with Sharif Finch to sack Kessler for an 11-yard loss in the third quarter.
 - At N.Y. Giants (12/16), started at defensive tackle and posted three tackles, five quarterback pressures and a fumble recovery in the Titans' first shutout win since 2000. Set up the Titans' second touchdown by recovering a fumble after Kamalei Correa's strip-sack of Eli Manning at the New York 15-yard line in the third quarter.
 - Against Washington (12/22), started at defensive tackle and totaled four tackles and two quarterback pressures before leaving the game late in the fourth quarter with an injury.

2017 (16/16, 2/2): Selected to his third consecutive Pro Bowl. Started all 16 games at defensive tackle and ranked third on the team with six sacks and 35 quarterback pressures. Posted 72 tackles, seven stops for loss, a pass defended and a forced fumble. Started his first two career postseason games and finished second on the squad with 14 tackles, a team-best nine quarterback pressures and a pass defended. Led the team in tackles twice in 2017 (vs. LAR, at KC). Led or tied for the team lead in sacks five times in 2017 (at HOU, at MIA, vs. BAL, at ARZ, vs. JAX). Led or tied for the team lead in quarterback pressures twice in 2017 (at KC, at NE). Played in his 100th career game against Indianapolis (10/16/17). Started his 100th

career game against Baltimore (11/5/17).

- Against Seattle (9/24), notched five tackles and three quarterback pressures. Pounced on Russell Wilson for no gain after an aborted snap in the fourth quarter.
- At Houston (10/1), tallied seven tackles, a sack and two quarterback pressures. Forced a Texans' field goal by sacking Deshaun Watson for a three-yard sack on third-and-15 in the second quarter.
- At Miami (10/8), totaled five tackles, a sack and two quarterback pressures. Stonewalled Jay Ajayi for a two-yard loss on a rush off right end in the third quarter. Ended a Dolphins' drive by dropping Jay Cutler for a 14-yard sack in the fourth quarter.
- Against Indianapolis (10/16), started at defensive tackle in his 100th career game and recorded four tackles.
- Against Baltimore (11/5), made his 100th career start at defensive tackle and collected five tackles, including a sack, a stop for loss and two quarterback pressures. Stuffed Alex Collins for a one-yard loss on a rush off left end in the first quarter. Dropped Joe Flacco for a five-yard sack on the final play of the first quarter. Stonewalled Javorius Allen for no gain on a third-and-two rush up the middle in the second quarter. Tackled Collins for no gain on a rush off right tackle in the third stanza.
- Against Houston (12/3), produced six tackles and five quarterback pressures. Teamed with Derrick Morgan to stop Alfred Blue for no gain on a rush off right guard in the second quarter. Combined with Wesley Woodyard to stuff Andre Ellington for a one-yard loss on a rush off left tackle in the second stanza.
- At Arizona (12/10), tallied five tackles, including two sacks and two quarterback pressures. Dropped Blaine Gabbert for a seven-yard sack in the second quarter. Sacked Gabbert for an eight-yard loss late in the fourth quarter.
- At San Francisco (12/17), posted six tackles, including a career-high tying three stops for loss and a pass defended. Forced the 49ers to settle for a field goal by batting down a pass intended for Kyle Juszczyk at the line of scrimmage in the first quarter. Combined with Kevin Dodd to stuff Carlos Hyde for a three-yard loss on a rush up the middle in the second quarter. Stonewalled Hyde for a one-yard loss on a rush off left guard late in the second stanza.
- Against Los Angeles Rams (12/24), led the team with seven tackles, including a stop for loss, and added three quarterback pressures and a forced fumble. Sliced through the line and forced a Jared Goff fumble that was recovered by Wesley Woodyard and returned four yards for a touchdown with 5:20 left to play in the second quarter.
- Against Jacksonville (12/31), tallied five tackles, a sack and four quarterback pressures. Ended a Jaguars' drive by dropping Blake Bortles for a two-yard sack on third-and-10 in the third quarter. It marked his 39th career sack, putting him past Kyle Vanden Bosch (38.5) for 10th on the franchise's all-time career sack list.
- At Kansas City (1/6), tied for the team lead with eight tackles and added a team-best four quarterback pressures and a pass defended in his first career postseason game. Ended a Chiefs' drive by stuffing Alex Smith for a one-yard loss on a third-and-one rush in the third quarter. Batted down a pass intended for Tyreek Hill during the Chiefs' final drive in the fourth quarter.
- At New England (1/13), registered six tackles and a team-high five quarterback pressures.

2016 (15/15): Named to the Pro Bowl. Started 15 games at defensive tackle and ranked third on the team with five sacks and a career-best 29 quarterback pressures. Collected 51 tackles, five passes defended and three stops for loss. Was inactive for one contest. Led or tied for the team lead in sacks three times (at MIA, vs. CLE, vs. HOU). Led the team in quarterback pressures twice (vs. MIN, vs. JAX). Tied for the team lead in passes defended once (at JAX). Posted a career-high six quarterback pressures against Jacksonville (10/27/16).

- Against Minnesota (9/11), collected six tackles, including two stops for loss and tied a career-high with four quarterback pressures. Stonewalled Adrian Peterson for a two-yard loss on a rush off right guard in the second quarter.
- At Houston (10/2), recorded three tackles, two quarterback pressures and a pass defended. Knocked down a pass intended for DeAndre Hopkins in the fourth quarter.
- At Miami (10/9), registered three tackles, including two sacks. Dropped Ryan Tannehill for a nine-yard sack late in the first half. Halted a Dolphins' drive by sacking Tannehill for a five-yard loss on third-and-10 in the final stanza.
- Against Cleveland (10/16), notched three tackles, including a sack, three

quarterback pressures and a pass defended. Halted a Browns' drive by sacking Cody Kessler for a 10-yard loss on third-and-five early in the second quarter. Batted down a pass intended for Ricardo Louis at the line of scrimmage in the third quarter.

- Against Jacksonville (10/27), posted two tackles with a team-best and career-high six quarterback pressures.
- At San Diego (11/6), tallied a season-high eight tackles and a quarterback pressure.
- Against Green Bay (11/13), notched two tackles. Stuffed Aaron Rodgers for no gain on a third-and-one quarterback sneak in the third quarter.
- Against Denver (12/11), was inactive for only the second time in his career.
- Against Houston (1/1), registered four tackles, two sacks, three quarterback pressures and a pass defended. Batted down a pass intended for DeAndre Hopkins in the second quarter. Dropped Brock Osweiler for an eight-yard sack in the second quarter. Collected his second sack of the afternoon by bringing down Osweiler for a six-yard loss on the final drive of the game.

2015 (16/16): Named to the Pro Bowl after starting all 16 games at defensive tackle and tying for the team lead with seven sacks. Ranked second on the team with 11 tackles for loss and a career-high 28 quarterback pressures. Registered a career-best five passes defended. Tied for the team lead in tackles once in 2015 (at NYJ). Led or tied for the team lead in sacks five times in 2015 (vs. IND, vs. BUF, at JAX, vs. JAX, at NE). Led or tied for the team lead in quarterback pressures seven times in 2015 (vs. IND, vs. MIA, vs. ATL, vs. HOU, vs. JAX, at NYJ, vs. HOU). Led or tied for the team lead in tackles for loss four times in 2015 (at TB, vs. IND, at NYJ, vs. HOU). Led or tied for the team lead in passes defended twice in 2015 (vs. ATL, at NO).

- At Tampa Bay (9/13), collected six tackles, including a sack, three tackles for loss and two quarterback pressures. Burst through the line and stopped Doug Martin for a two-yard loss on a rush off right guard in the first quarter. Dropped Jameis Winston for an eight-yard sack in the third quarter.
- Against Indianapolis (9/27), totaled three tackles, including a sack, a team-best four quarterback pressures and a tackle for loss. Dropped Frank Gore for a one-yard loss on a rush up the middle in the first quarter. Sacked Andrew Luck for a five-yard sack in the fourth quarter.
- Against Buffalo (10/11), posted eight tackles, including 1.5 sacks, a tackle for loss and a quarterback pressure. Ended a Bills' drive by sacking Tyrod Taylor for a three-yard sack on third-and-five in the second quarter. Halted a Bills' drive by teaming with Derrick Morgan to drop Tyrod Taylor for a five-yard sack on third-and-10 in the second quarter. Stuffed Boom Herron for no gain on a rush up the middle in the second quarter.
- At Houston (11/1), registered six tackles, including a half sack and three quarterback pressures. Combined with Zach Brown to sack Brian Hoyer for a six-yard loss in the fourth quarter.
- At Jacksonville (11/19), collected five tackles, a sack, two quarterback pressures and a stop for loss. Dropped Blake Bortles for a four-yard sack early in the fourth quarter.
- Against Jacksonville (12/6), posted four tackles, a sack and two quarterback pressures. Halted a Jaguars' drive by sacking Blake Bortles for a nine-yard loss on third-and-six in the second quarter.
- At N.Y. Jets (12/13), tied for the team lead with eight tackles, two quarterback pressures and a stop for loss. Stuffed Stevan Ridley for a one-yard loss on a rush off left tackle in the second quarter.
- At New England (12/20), tallied four tackles, including a sack and a stop for loss. Ended a Patriots' drive by dropping Tom Brady for a seven-yard sack on third-and-15 late in the first quarter. Stonewalled Joey Iosefa for a one-yard loss on a rush off right guard in the second quarter.

2014 (16/16): Started all 16 games at defensive tackle and tied for the team lead with a career-high 27 quarterback pressures and a career-best 13 tackles for loss. Led all Titans defensive linemen and ranked fourth on the team with 86 tackles. Finished second on the team with five sacks. Tied for the team lead in tackles once in 2014 (vs. PIT). Led or tied for the team lead in sacks three times in 2014 (vs. DAL, vs. JAX, at PHI). Led or tied for the team lead in quarterback pressures seven times in 2014 (at KC, at CIN, at IND, vs. HOU, vs. NYG, at JAX, vs. IND). Tied for the team lead in passes defended once in 2014 (vs. NYJ). Named AFC Defensive Player of the Week after totaling eight tackles, two sacks, two stops for loss and a quarterback pressure against Jacksonville (10/12/14). Was voted a team captain for the 2014 season by his teammates.

- Against Dallas (9/14), started at defensive tackle and notched three tackles, including two sacks. Halted a Cowboys' drive by sacking Tony Romo for a 12-yard loss on third-and-15 in the first quarter. Dropped Romo

for an eight-yard sack later in the opening stanza.

- Against Jacksonville (10/12), started at defensive tackle and was named AFC Defensive Player of the Week after totaling eight tackles, two sacks, two stops for loss and a quarterback pressure. Ended a Jaguars' drive by sacking Blake Bortles for a four-yard loss on third-and-seven in the second quarter. Dropped Bortles for a nine-yard sack late in the second quarter. Stuffed Denard Robinson for a three-yard loss on a short pass early in the fourth quarter.
- Against Houston (10/26), started at defensive tackle and posted seven tackles and a team-high four quarterback pressures.
- Against Pittsburgh (11/17), started at defensive tackle and tied for the team lead with nine tackles, including a stop for loss and a quarterback pressure. Stuffed Le'Veon Bell for no gain on a rush off right tackle in the first stanza. Tackled Bell for a one-yard loss on a carry off right guard in the first quarter. Stonewalled Bell for no gain on a rush off right guard in the opening quarter.
- At Philadelphia (11/23), started at defensive tackle and amassed six tackles, including a sack, two stops for loss and a quarterback pressure. Dropped Mark Sanchez for a seven-yard sack in the first quarter. Stonewalled LeSean McCoy for a two-yard loss on a rush off right end in the first quarter.
- At Houston (11/30), started at defensive tackle and notched seven tackles, including a team-best three stops for loss. Teamed with Coty Sensabaugh to stop Alfred Blue for no gain on a rush up the middle in the first quarter. Stuffed Arian Foster for a one-yard loss on a rush off left tackle in the third quarter. Halted a Texans' drive by stopping Foster for no gain on a third-and-five rush in the third quarter. Stonewalled Blue for a one-yard loss on a rush off left guard in the final stanza.
- Against N.Y. Giants (12/7), started at defensive tackle and totaled four tackles, including a team-high four quarterback pressures and a stop for loss. Teamed with Avery Williamson to stonewall Andre Williams for a three-yard loss on a rush off left tackle in the second quarter.
- Against N.Y. Jets (12/14), started at defensive tackle and collected five tackles, including a team-high two stops for loss, two quarterback pressures and a pass defended. Stuffed Chris Johnson for a three-yard loss on a rush off left end on the Titans' first defensive snap. Pressured Geno Smith in the end zone in the second quarter, forcing an intentional grounding which resulted in a safety and a 5-0 Titans lead. Batted down a pass intended for Eric Decker in the third quarter. Stuffed John Conner for no gain on a rush up the middle in the fourth quarter.

2013 (15/14): Played in 15 games with 14 starts at defensive tackle. Named second-team *Associated Press* All-Pro and selected to the *PFWA* All-AFC team. Led the team and finished tied for second among all NFL defensive tackles with a career-best 10.5 sacks. Became only the seventh NFL 4-3 defensive tackle or 3-4 nose tackle in the past 10 seasons (2004-present) to tally 10 sacks in a season. Led the squad with 10 quarterback pressures. Posted a career-high 90 tackles, three stops for loss, three passes defended, a forced fumble and a fumble recovery. Was inactive for the regular season finale, the first game he missed in his first three NFL seasons. Registered a career-high two sacks at Pittsburgh (9/8/13), at St. Louis (11/3/13) and at Indianapolis (12/1/13). Tied for the team lead in tackles twice in 2013 (at IND, vs. ARI). Led or tied for the team lead in sacks six times in 2013 (at PIT, vs. SF, at STL, vs. JAX, at IND, vs. ARI).

- At Pittsburgh (9/8), tallied four tackles, including a career-best two sacks. Dropped Ben Roethlisberger for a six-yard sack in the first quarter. Ended a Steelers' drive by sacking Roethlisberger for an eight-yard loss late in the fourth quarter.
- Against N.Y. Jets (9/29), posted five tackles, including a sack and a quarterback pressure. Dropped Geno Smith for a one-yard sack in the second quarter.
- Against San Francisco (10/20), notched four tackles and led the team with two quarterback pressures and a sack. Sacked Colin Kaepernick for a two-yard loss early in the fourth quarter.
- At St. Louis (11/3), set a career-high with 10 tackles and tied a career-high with two sacks and a forced fumble. Dropped Kellen Clemens for a two-yard sack in the first quarter. Strip-sacked Clemens on third-and-seven and the loose ball was recovered by Derrick Morgan at the Rams' 19-yard line in the fourth quarter.
- Against Jacksonville (11/10), notched eight tackles, a sack and a stop for loss. Stonewalled Maurice Jones-Drew for no gain on a rush up the middle in the first stanza. On back-to-back plays in the second quarter stuffed Jones-Drew for a five-yard loss on a rush off left tackle and sacked Chad Henne for an eight-yard loss on third-and-eight.

- At Oakland (11/24), sealed the victory by recovering a Rod Streater fumble that was forced by Bliid Wreh-Wilson on the final lateral play.
- At Indianapolis (12/1), tied for the team lead with nine tackles, including two sacks, and added a tackle for loss and two quarterback pressures. Sacked Andrew Luck for a six-yard loss in the second quarter. Dropped Luck for a 10-yard sack on a rush up the middle in the third quarter. Sniffed out a reverse and nailed Darrius Heyward-Bey for an 11-yard loss late in the third quarter.
- Against Arizona (12/15), tied for the team lead with 10 tackles, including 1.5 sacks, and added a tackle for loss and a quarterback pressure. Dropped Carson Palmer for a seven-yard sack with a rush up the middle in the second quarter. Teamed with Bernard Pollard to sack Palmer for a nine-yard sack on the final play of the first half. Stuffed Rashard Mendenhall for a two-yard loss on a rush off right guard in overtime.
- Against Houston (12/29), was inactive for the first time in his career with an injury.

2012 (16/16): Started all 16 games at defensive tackle and led all Titans defensive linemen with a career-best 80 tackles. Also posted a career-high three sacks, six tackles for loss, three quarterback pressures and two forced fumbles. Led the team in tackles once (vs. HST). Tied for the team lead in sacks once (vs. CHI). Tied for the team lead in quarterback pressures once (vs. JAX).

- Against Detroit (9/23), posted a career-high nine tackles, including a stop for loss. Ended the game and secured the win by stuffing Shaun Hill for a one-yard loss on a fourth-and-one rush at the Titans' seven-yard line in overtime.
- At Houston (9/30), recorded six tackles, including a career-best two stops for loss. Teamed with Derrick Morgan to stop Arian Foster for a one-yard loss on a third-and-one rush off right guard in the first quarter. Combined with Akeem Ayers to stonewall Foster for no gain on a third-and-one rush off left tackle in the opening stanza. Tracked down Ben Tate for a six-yard loss on a screen pass in the second quarter. Stuffed Foster for a three-yard loss on a rush up the middle in the second quarter.
- At Minnesota (10/7), totaled four tackles, including a stop for loss. Combined with Colin McCarthy to stop Adrian Peterson for no gain on a rush off left tackle in the third quarter.
- Against Pittsburgh (10/11), posted three tackles, including a stop for loss before leaving the game in the second quarter with an injury. Stuffed Rashard Mendenhall for a four-yard loss on a rush up the middle in the first quarter.
- At Chicago (11/4), notched five tackles, including a sack and a forced fumble. Strip-sacked Jay Cutler and the fumble was recovered by Zach Brown in the second quarter.
- At Jacksonville (11/25), collected seven tackles, including a sack. Ended a Jaguars' drive by dropping Chad Henne for a 10-yard sack on a third-and-17 in the first quarter. Stuffed Rashad Jennings for no gain on a rush up the middle in the fourth quarter.
- Against Houston (12/2), led the team with eight tackles and forced a fumble.
- Against Jacksonville (12/30), recorded five tackles, including a sack, a stop for loss and two quarterback pressures. Teamed with Zach Brown to stuff Keith Toston for no gain on a rush off left guard in the first quarter. Stonewalled Toston for a two-yard loss on a third-and-one rush early in the third quarter. Sacked Chad Henne for a six-yard loss in the fourth quarter.

2011 (16/15): As a rookie, played in all 16 games with 15 starts at defensive tackle and led all defensive linemen on the team with 74 tackles. Tied for second on the squad with five tackles for loss. Added 2.5 sacks, nine quarterback pressures, one pass defended, one forced fumble and a fumble recovery. Led the team in sacks twice in 2011 (at PIT, at HST). Tied for the team lead in quarterback pressures twice in 2011 (at CLE, at HST).

- At Jacksonville (9/11), made his first career NFL start at defensive tackle and posted six tackles.
- At Cleveland (10/2), collected seven tackles and tied a team-high two quarterback pressures.
- At Pittsburgh (10/9), registered six tackles, including his first career sack. Sacked Ben Roethlisberger for a four-yard loss in the third stanza.
- At Carolina (11/13), tallied five tackles, a stop for loss and a quarterback pressure. Stuffed Jonathan Stewart for a five-yard loss on a rush off left end in the second quarter.
- Against Tampa Bay (11/27), posted four tackles, a forced fumble and fumble recovery. Stripped LeGarrette Blount of the ball and recovered it at the Buccaneers' 29-yard line in the third quarter.

- Against New Orleans (12/11), recorded five tackles, a pass defended and quarterback pressure. Ended a Saints' drive and got the Titans' offense the ball back for the final drive by breaking up a pass in the flat that was intended for Chris Ivory on third-and-seven late in the fourth quarter.
- At Indianapolis (12/18), tallied six tackles, including a stop for loss. Stuffed Donald Brown for a four-yard loss on a rush up the middle in the fourth quarter.
- Against Jacksonville (12/24), totaled three tackles, including a stop for loss. Stopped Maurice Jones-Drew for a one-yard loss on a rush off right tackle in the third quarter.
- At Houston (1/1), collected five tackles, a team-best one-and-a-half sacks, a stop for loss and three quarterback pressures. Teamed with Derrick Morgan to drop T.J. Yates for a five-yard sack on the Texans' first play from scrimmage. Stuffed Ben Tate for a two-yard loss on a rush up the middle in the second quarter. Combined with William Hayes to stonewall Tate for a one-yard loss on a rush off right tackle in the fourth quarter.
- Married to Ryann Gray, and the couple resides in Nashville with their son, Nolan.
- As a senior defensive tackle at Long Beach (Calif.) Polytechnic High School, tallied 134 tackles, seven sacks and two fumble recoveries, helping Jackrabbits win the CIF Pac-5 Division title. Also played offensive guard. Honors included All-Moore League Defensive MVP, All-CIF Pac-5 Division Co-Defensive MVP, *Long Beach Press-Telegram* Dream Team MVP and second-team EA Sports All-American.
- As a junior, registered 104 tackles, 10 sacks and six fumble recoveries, earning first-team All-CIF Pac-5 Division honors.
- List of favorites: (movie) "The Wood"; (TV show) "The Simpsons"; (actor) Denzel Washington; (music artist) Lil Twist; (school subject) math; (car) Cadillac Escalade; (video game) NBA 2K; (food) pizza; (restaurant) Red Lobster; and (sports team as a child) Philadelphia Eagles.
- Follow Casey on Twitter at @jurrellc.
- Follow Casey on Instagram at @tattedmonster99.
- Born Jurrell Jule Casey on Dec. 5, 1989 in Long Beach, Calif.

COLLEGE:

- In three seasons at the University of Southern California, Casey started 26 of 38 games on the defensive line (24 at right defensive tackle and two at nose tackle). He recorded 138 tackles, nine sacks, 22 tackles for loss, three quarterback pressures, four fumble recoveries, three forced fumbles, an interception and three passes defended.
- As a junior (2010), started all 13 games for the second consecutive season and had 67 tackles, a team-best 11 tackles for loss, a team-leading 4.5 sacks, one interception, one fumble recovery and two passes defended. Named 2010 SI.com All-American honorable mention, All-Pac-10 first team, ESPN.com All-Pac-10 first team, Scout.com All-Pac-10 first team and Phil Steele All-Pac-10 first team. Also was named USC's team MVP and USC's Defensive Lineman of the Year.
- As a sophomore (2009), started all 13 games (two games at nose tackle and 11 games at defensive tackle) and registered 59 tackles, nine tackles for loss, 4.5 sacks, a team-best three fumble recoveries, two forced fumbles and a pass deflection. Honors included second-team CollegeFootballNews.com Sophomore All-American, All-Pac-10 honorable mention, Phil Steele's All-Pac-10 first team and USC Co-Defensive Lineman of the Year Award.
- As a freshman (2008), played in 12 games and registered 12 tackles, two tackles for loss and one forced fumble. Named USC's Service Team Defensive Player of the Year.
- Majored in sociology.

PERSONAL:

JURRELL CASEY'S GAME-BY-GAME

2011 Tennessee Titans

| Date | Opp | W/L | P/S | Tot Solo Asst | Sk - Yds | QBP | TFL | Int - Yds -TD | PD | FF | FR - Yds | SpT |
|---------|-------|-----|-------|---------------|----------|-----|------|---------------|----|----|-----------|-----|
| Sept 11 | @ Jax | L | S | 6 3 3 | 0.0 0.0 | 0 | 0 | 0 0 0 0 0 0 0 | 0 | 0 | 0 | 0 |
| Sept 18 | Bal | W | S | 3 1 2 | 0.0 0.0 | 1 | 0 | 0 0 0 0 0 0 0 | 0 | 0 | 0 | 0 |
| Sept 25 | Den | W | S | 3 2 1 | 0.0 0.0 | 0 | 0 | 0 0 0 0 0 0 0 | 0 | 0 | 0 | 0 |
| Oct 2 | @ Cle | W | S | 7 6 1 | 0.0 0.0 | 2 | 0 | 0 0 0 0 0 0 0 | 0 | 0 | 0 | 0 |
| Oct 9 | @ Pit | L | S | 6 3 3 | 1.0 4.0 | 0 | 0 | 0 0 0 0 0 0 0 | 0 | 0 | 0 | 0 |
| Oct 23 | Hou | L | S | 5 3 2 | 0.0 0.0 | 0 | 1 | 0 0 0 0 0 0 0 | 0 | 0 | 0 | 0 |
| Oct 30 | Ind | W | S | 5 4 1 | 0.0 0.0 | 1 | 0 | 0 0 0 0 0 0 0 | 0 | 0 | 0 | 0 |
| Nov 6 | Cin | L | S | 3 1 2 | 0.0 0.0 | 0 | 0 | 0 0 0 0 0 0 0 | 0 | 0 | 0 | 0 |
| Nov 13 | @ Car | W | S | 5 2 3 | 0.0 0.0 | 1 | 1 | 0 0 0 0 0 0 0 | 0 | 0 | 0 | 0 |
| Nov 20 | @ Atl | L | p | 3 1 2 | 0.0 0.0 | 0 | 0 | 0 0 0 0 0 0 0 | 0 | 0 | 0 | 0 |
| Nov 27 | TB | W | S | 4 3 1 | 0.0 0.0 | 0 | 0 | 0 0 0 0 0 1 1 | 0 | 0 | 0 | 0 |
| Dec 4 | @ Buf | W | S | 5 4 1 | 0.0 0.0 | 0 | 0 | 0 0 0 0 0 0 0 | 0 | 0 | 0 | 0 |
| Dec 11 | NO | L | S | 5 0 5 | 0.0 0.0 | 1 | 0 | 0 0 0 0 1 0 0 | 0 | 0 | 0 | 0 |
| Dec 18 | @ Ind | L | S | 6 3 3 | 0.0 0.0 | 0 | 1 | 0 0 0 0 0 0 0 | 0 | 0 | 0 | 0 |
| Dec 24 | Jax | W | S | 3 1 2 | 0.0 0.0 | 0 | 1 | 0 0 0 0 0 0 0 | 0 | 0 | 0 | 0 |
| Jan 1 | @ Hou | W | S | 5 4 1 | 1.5 11.5 | 3 | 1 | 0 0 0 0 0 0 0 | 0 | 0 | 0 | 0 |
| Totals | | 9-7 | 16/15 | 74 | 41 33 | 2.5 | 15.5 | 9 | 5 | 0 | 0 0 1 1 1 | 0 0 |

2012 Tennessee Titans

| Date | Opp | W/L | P/S | Tot Solo Asst | Sk - Yds | QBP | TFL | Int - Yds -TD | PD | FF | FR - Yds | SpT |
|---------|-------|------|-------|---------------|----------|-----|------|---------------|----|----|-----------|-----|
| Sept 9 | NE | L | S | 2 2 0 | 0.0 0.0 | 0 | 0 | 0 0 0 0 0 0 0 | 0 | 0 | 0 | 0 |
| Sept 16 | @ SD | L | S | 2 2 0 | 0.0 0.0 | 0 | 0 | 0 0 0 0 0 0 0 | 0 | 0 | 0 | 0 |
| Sept 23 | Det | W | S | 9 5 4 | 0.0 0.0 | 0 | 1 | 0 0 0 0 0 0 0 | 0 | 0 | 0 | 0 |
| Sept 30 | @ Hou | L | S | 6 2 4 | 0.0 0.0 | 0 | 2 | 0 0 0 0 0 0 0 | 0 | 0 | 0 | 0 |
| Oct 7 | @ Min | L | S | 4 2 2 | 0.0 0.0 | 0 | 1 | 0 0 0 0 0 0 0 | 0 | 0 | 0 | 0 |
| Oct 11 | Pit | W | S | 3 2 1 | 0.0 0.0 | 0 | 1 | 0 0 0 0 0 0 0 | 0 | 0 | 0 | 0 |
| Oct 21 | @ Buf | W | S | 3 0 3 | 0.0 0.0 | 0 | 0 | 0 0 0 0 0 0 0 | 0 | 0 | 0 | 0 |
| Oct 28 | Ind | L | S | 5 2 3 | 0.0 0.0 | 0 | 0 | 0 0 0 0 0 0 0 | 0 | 0 | 0 | 0 |
| Nov 4 | Chi | L | S | 5 2 3 | 1.0 15.0 | 0 | 0 | 0 0 0 0 0 1 0 | 0 | 0 | 0 | 0 |
| Nov 11 | @ Mia | W | S | 4 1 3 | 0.0 0.0 | 1 | 0 | 0 0 0 0 0 0 0 | 0 | 0 | 0 | 0 |
| Nov 25 | @ Jax | L | S | 7 6 1 | 1.0 10.0 | 0 | 0 | 0 0 0 0 0 0 0 | 0 | 0 | 0 | 0 |
| Dec 2 | Hou | L | S | 8 3 5 | 0.0 0.0 | 0 | 0 | 0 0 0 0 0 1 0 | 0 | 0 | 0 | 0 |
| Dec 9 | @ Ind | L | S | 4 1 3 | 0.0 0.0 | 0 | 0 | 0 0 0 0 0 0 0 | 0 | 0 | 0 | 0 |
| Dec 17 | NYJ | W | S | 7 2 5 | 0.0 0.0 | 0 | 0 | 0 0 0 0 0 0 0 | 0 | 0 | 0 | 0 |
| Dec 23 | @ GB | L | S | 6 3 3 | 0.0 0.0 | 0 | 0 | 0 0 0 0 0 0 0 | 0 | 0 | 0 | 0 |
| Dec 30 | Jax | W | S | 5 3 2 | 1.0 6.0 | 2 | 1 | 0 0 0 0 0 0 0 | 0 | 0 | 0 | 0 |
| Totals | | 6-10 | 16/16 | 80 | 38 42 | 3.0 | 31.0 | 3 | 6 | 0 | 0 0 2 0 0 | 0 0 |

2013 Tennessee Titans

| Date | Opp | W/L | P/S | Tot Solo Asst | Sk - Yds | QBP | TFL | Int - Yds -TD | PD | FF | FR - Yds | SpT |
|---------|-------|-----|-------|---------------|----------|------|------|---------------|----|----|-----------|-----|
| Sept 8 | @ Pit | W | S | 4 2 2 | 2.0 14.0 | 1 | 0 | 0 0 0 0 0 0 0 | 0 | 0 | 0 | 0 |
| Sept 15 | @ Hou | L | S | 6 4 2 | 0.0 0.0 | 0 | 0 | 0 0 0 0 1 0 0 | 0 | 0 | 0 | 0 |
| Sept 22 | SD | W | S | 4 3 1 | 0.0 0.0 | 1 | 0 | 0 0 0 0 1 0 0 | 0 | 0 | 0 | 0 |
| Sept 29 | NYJ | W | S | 5 4 1 | 1.0 1.0 | 1 | 0 | 0 0 0 0 0 0 0 | 0 | 0 | 0 | 0 |
| Oct 6 | KC | L | S | 4 3 1 | 0.0 0.0 | 0 | 0 | 0 0 0 0 0 0 0 | 0 | 0 | 0 | 0 |
| Oct 13 | @ Sea | L | p | 7 3 4 | 0.0 0.0 | 0 | 0 | 0 0 0 0 0 0 0 | 0 | 0 | 0 | 0 |
| Oct 20 | SF | L | S | 4 3 1 | 1.0 2.0 | 2 | 0 | 0 0 0 0 0 0 0 | 0 | 0 | 0 | 0 |
| Nov 3 | @ STL | W | S | 10 5 5 | 2.0 7.0 | 1 | 0 | 0 0 0 0 0 1 0 | 0 | 0 | 0 | 0 |
| Nov 10 | Jax | L | S | 8 6 2 | 1.0 8.0 | 0 | 1 | 0 0 0 0 0 0 0 | 0 | 0 | 0 | 0 |
| Nov 14 | Ind | L | S | 4 2 2 | 0.0 0.0 | 1 | 0 | 0 0 0 0 1 0 0 | 0 | 0 | 0 | 0 |
| Nov 24 | @ Oak | W | S | 7 0 7 | 0.0 0.0 | 0 | 0 | 0 0 0 0 0 0 1 | 0 | 0 | 0 | 0 |
| Dec 1 | @ Ind | L | S | 9 6 3 | 2.0 17.0 | 2 | 1 | 0 0 0 0 0 0 0 | 0 | 0 | 0 | 0 |
| Dec 8 | @ Den | L | S | 2 1 1 | 0.0 0.0 | 0 | 0 | 0 0 0 0 0 0 0 | 0 | 0 | 0 | 0 |
| Dec 15 | Ari | L | S | 10 6 4 | 1.5 11.5 | 1 | 1 | 0 0 0 0 0 0 0 | 0 | 0 | 0 | 0 |
| Dec 22 | @ Jax | W | S | 6 1 5 | 0.0 0.0 | 0 | 0 | 0 0 0 0 0 0 0 | 0 | 0 | 0 | 0 |
| Dec 29 | Hou | W | IA | | | | | | | | | |
| Totals | | 7-9 | 15/14 | 90 | 49 41 | 10.5 | 60.5 | 10 | 3 | 0 | 0 0 3 1 1 | 0 0 |

2014 Tennessee Titans

| Date | Opp | W/L | P/S | Tot Solo Asst | Sk - Yds | QBP | TFL | Int - Yds -TD | PD | FF | FR - Yds | SpT |
|---------|-------|------|-------|---------------|----------|-----|------|---------------|----|----|-----------|-----|
| Sept 7 | @ KC | W | S | 4 2 2 | 0.0 0.0 | 4 | 1 | 0 0 0 0 0 0 0 | 0 | 0 | 0 | 0 |
| Sept 14 | Dal | L | S | 3 2 1 | 2.0 20.0 | 0 | 0 | 0 0 0 0 0 0 0 | 0 | 0 | 0 | 0 |
| Sept 21 | @ Cin | L | S | 7 4 3 | 0.0 0.0 | 1 | 0 | 0 0 0 0 0 0 0 | 0 | 0 | 0 | 0 |
| Sept 28 | @ Ind | L | S | 4 3 1 | 0.0 0.0 | 3 | 0 | 0 0 0 0 0 0 0 | 0 | 0 | 0 | 0 |
| Oct 5 | Cle | L | S | 2 1 1 | 0.0 0.0 | 1 | 0 | 0 0 0 0 0 0 0 | 0 | 0 | 0 | 0 |
| Oct 12 | Jax | W | S | 8 6 2 | 2.0 13.0 | 1 | 2 | 0 0 0 0 0 0 0 | 0 | 0 | 0 | 0 |
| Oct 19 | @ Was | L | S | 7 4 3 | 0.0 0.0 | 1 | 0 | 0 0 0 0 0 0 0 | 0 | 0 | 0 | 0 |
| Oct 26 | Hou | L | S | 7 6 1 | 0.0 0.0 | 4 | 0 | 0 0 0 0 0 0 0 | 0 | 0 | 0 | 0 |
| Nov 9 | @ Bal | L | S | 6 5 1 | 0.0 0.0 | 1 | 0 | 0 0 0 0 0 0 0 | 0 | 0 | 0 | 0 |
| Nov 17 | Pit | L | S | 9 6 3 | 0.0 0.0 | 1 | 1 | 0 0 0 0 0 0 0 | 0 | 0 | 0 | 0 |
| Nov 23 | @ Phi | L | S | 6 4 2 | 1.0 7.0 | 1 | 2 | 0 0 0 0 0 0 0 | 0 | 0 | 0 | 0 |
| Nov 30 | @ Hou | L | S | 7 5 2 | 0.0 0.0 | 0 | 3 | 0 0 0 0 0 0 0 | 0 | 0 | 0 | 0 |
| Dec 7 | NYG | L | S | 4 3 1 | 0.0 0.0 | 4 | 1 | 0 0 0 0 0 0 0 | 0 | 0 | 0 | 0 |
| Dec 14 | NYJ | L | S | 5 3 2 | 0.0 0.0 | 2 | 2 | 0 0 0 0 1 0 0 | 0 | 0 | 0 | 0 |
| Dec 18 | @ Jax | L | S | 4 1 3 | 0.0 0.0 | 1 | 0 | 0 0 0 0 0 0 0 | 0 | 0 | 0 | 0 |
| Dec 28 | Ind | L | S | 3 3 0 | 0.0 0.0 | 2 | 1 | 0 0 0 0 0 0 0 | 0 | 0 | 0 | 0 |
| Totals | | 2-14 | 16/16 | 86 | 58 28 | 5.0 | 40.0 | 27 | 13 | 0 | 0 0 1 0 0 | 0 0 |

2015 Tennessee Titans

| Date | Opp | W/L | P/S | Tot Solo Asst | Sk - Yds | QBP | TFL | Int - Yds -TD | PD | FF | FR - Yds | SpT |
|---------|-------|------|-------|---------------|----------|-----|------|---------------|----|----|-----------|-----|
| Sept 13 | @ TB | W | S | 6 3 3 | 1.0 8.0 | 2 | 3 | 0 0 0 0 0 0 0 | 0 | 0 | 0 | 0 |
| Sept 20 | @ Cle | L | S | 5 2 3 | 0.0 0.0 | 1 | 1 | 0 0 0 0 0 0 0 | 0 | 0 | 0 | 0 |
| Sept 27 | Ind | L | S | 3 2 1 | 1.0 5.0 | 4 | 1 | 0 0 0 0 0 0 0 | 0 | 0 | 0 | 0 |
| Oct 11 | Buf | L | S | 8 4 4 | 1.5 5.5 | 1 | 1 | 0 0 0 0 0 0 0 | 0 | 0 | 0 | 0 |
| Oct 18 | Mia | L | S | 6 4 2 | 0.0 0.0 | 1 | 0 | 0 0 0 0 1 0 0 | 0 | 0 | 0 | 0 |
| Oct 25 | Atl | L | S | 4 2 2 | 0.0 0.0 | 3 | 0 | 0 0 0 0 0 0 0 | 0 | 0 | 0 | 0 |
| Nov 1 | @ Hou | L | S | 6 4 2 | 0.5 3.0 | 3 | 0 | 0 0 0 0 0 0 0 | 0 | 0 | 0 | 0 |
| Nov 8 | @ NO | W | S | 1 1 0 | 0.0 0.0 | 1 | 0 | 0 0 0 0 1 0 0 | 0 | 0 | 0 | 0 |
| Nov 15 | Car | L | S | 6 2 4 | 0.0 0.0 | 1 | 1 | 0 0 0 0 0 0 0 | 0 | 0 | 0 | 0 |
| Nov 19 | @ Jax | L | S | 5 1 4 | 1.0 4.0 | 2 | 1 | 0 0 0 0 0 0 0 | 0 | 0 | 0 | 0 |
| Nov 29 | Oak | L | S | 6 3 3 | 0.0 0.0 | 1 | 0 | 0 0 0 0 0 0 0 | 0 | 0 | 0 | 0 |
| Dec 6 | Jax | W | S | 4 3 1 | 1.0 9.0 | 2 | 0 | 0 0 0 0 0 0 0 | 0 | 0 | 0 | 0 |
| Dec 13 | @ NYJ | L | S | 8 5 3 | 0.0 0.0 | 2 | 1 | 0 0 0 0 0 0 0 | 0 | 0 | 0 | 0 |
| Dec 20 | @ NE | L | S | 4 3 1 | 1.0 7.0 | 0 | 1 | 0 0 0 0 0 0 0 | 0 | 0 | 0 | 0 |
| Dec 27 | Hou | L | S | 8 6 2 | 0.0 0.0 | 3 | 1 | 0 0 0 0 0 0 0 | 0 | 0 | 0 | 0 |
| Jan 3 | @ Ind | L | S | 6 3 3 | 0.0 0.0 | 1 | 0 | 0 0 0 0 0 0 0 | 0 | 0 | 0 | 0 |
| Totals | | 3-13 | 16/16 | 86 | 48 38 | 7.0 | 41.5 | 28 | 11 | 0 | 0 0 5 0 0 | 0 0 |

2016 Tennessee Titans

| Date | Opp | W/L | P/S | Tot Solo Asst | Sk - Yds | QBP | TFL | Int - Yds -TD | PD | FF | FR - Yds | SpT |
|---------|-------|-----|-------|---------------|----------|-----|------|---------------|----|----|-----------|-----|
| Sept 11 | Min | L | S | 6 3 3 | 0.0 0.0 | 4 | 2 | 0 0 0 0 0 0 0 | 0 | 0 | 0 | 0 |
| Sept 18 | @ Det | W | S | 2 1 1 | 0.0 0.0 | 2 | 0 | 0 0 0 0 0 0 0 | 0 | 0 | 0 | 0 |
| Sept 25 | Oak | L | S | 3 3 0 | 0.0 0.0 | 1 | 0 | 0 0 0 0 0 0 0 | 0 | 0 | 0 | 0 |
| Oct 2 | @ Hou | L | S | 3 2 1 | 0.0 0.0 | 2 | 0 | 0 0 0 0 1 0 0 | 0 | 0 | 0 | 0 |
| Oct 9 | @ Mia | W | S | 3 2 1 | 2.0 14.0 | 0 | 0 | 0 0 0 0 0 0 0 | 0 | 0 | 0 | 0 |
| Oct 16 | Cle | W | S | 3 2 1 | 1.0 10.0 | 3 | 0 | 0 0 0 0 1 0 0 | 0 | 0 | 0 | 0 |
| Oct 23 | Ind | L | S | 2 1 1 | 0.0 0.0 | 1 | 0 | 0 0 0 0 0 0 0 | 0 | 0 | 0 | 0 |
| Oct 27 | Jax | W | S | 2 1 1 | 0.0 0.0 | 6 | 0 | 0 0 0 0 0 0 0 | 0 | 0 | 0 | 0 |
| Nov 6 | @ SD | L | S | 8 7 1 | 0.0 0.0 | 1 | 0 | 0 0 0 0 0 0 0 | 0 | 0 | 0 | 0 |
| Nov 13 | GB | W | S | 2 1 1 | 0.0 0.0 | 0 | 0 | 0 0 0 0 0 0 0 | 0 | 0 | 0 | 0 |
| Nov 20 | @ Ind | L | S | 4 4 0 | 0.0 0.0 | 3 | 0 | 0 0 0 0 1 0 0 | 0 | 0 | 0 | 0 |
| Nov 27 | @ Chi | W | S | 5 4 1 | 0.0 0.0 | 1 | 0 | 0 0 0 0 0 0 0 | 0 | 0 | 0 | 0 |
| Dec 11 | Den | W | IA | | | | | | | | | |
| Dec 18 | @ KC | W | S | 2 2 0 | 0.0 0.0 | 0 | 1 | 0 0 0 0 0 0 0 | 0 | 0 | 0 | 0 |
| Dec 24 | @ Jax | L | S | 2 2 0 | 0.0 0.0 | 2 | 0 | 0 0 0 0 1 0 0 | 0 | 0 | 0 | 0 |
| Jan 1 | Hou | W | S | 4 3 1 | 2.0 14.0 | 3 | 0 | 0 0 0 0 1 0 0 | 0 | 0 | 0 | 0 |
| Totals | | 9-7 | 15/15 | 51 | 38 13 | 5.0 | 38.0 | 29 | 3 | 0 | 0 0 5 0 0 | 0 0 |

2017 Tennessee Titans

| Date | Opp | W/L | P/S | Tot | Solo | Asst | Sk | - Yds | QBP | TFL | Int | - Yds | -TD | PD | FF | FR | - Yds | SpT |
|---------|-------|-----|-------|-----|------|------|-----|-------|-----|-----|-----|-------|-----|----|----|----|-------|-----|
| Sept 10 | Oak | L | S | 2 | 2 | 0 | 0.0 | 0.0 | 0 | 0 | 0 | 0 | 0 | 0 | 0 | 0 | 0 | 0 |
| Sept 17 | @ Jax | W | S | 2 | 1 | 1 | 0.0 | 0.0 | 2 | 0 | 0 | 0 | 0 | 0 | 0 | 0 | 0 | 0 |
| Sept 24 | Sea | W | S | 5 | 5 | 0 | 0.0 | 0.0 | 3 | 0 | 0 | 0 | 0 | 0 | 0 | 0 | 0 | 0 |
| Oct 1 | @ Hou | L | S | 7 | 6 | 1 | 1.0 | 3.0 | 2 | 0 | 0 | 0 | 0 | 0 | 0 | 0 | 0 | 0 |
| Oct 8 | @ Mia | L | S | 5 | 4 | 1 | 1.0 | 14.0 | 2 | 0 | 0 | 0 | 0 | 0 | 0 | 0 | 0 | 0 |
| Oct 16 | Ind | W | S | 4 | 3 | 1 | 0.0 | 0.0 | 0 | 0 | 0 | 0 | 0 | 0 | 0 | 0 | 0 | 0 |
| Oct 22 | @ Cle | W | S | 5 | 4 | 1 | 0.0 | 0.0 | 3 | 0 | 0 | 0 | 0 | 0 | 0 | 0 | 0 | 0 |
| Nov 5 | Bal | W | S | 5 | 4 | 1 | 1.0 | 5.0 | 2 | 1 | 0 | 0 | 0 | 0 | 0 | 0 | 0 | 0 |
| Nov 12 | Cin | W | S | 1 | 1 | 0 | 0.0 | 0.0 | 1 | 0 | 0 | 0 | 0 | 0 | 0 | 0 | 0 | 0 |
| Nov 16 | @ Pit | L | S | 3 | 3 | 0 | 0.0 | 0.0 | 2 | 2 | 0 | 0 | 0 | 0 | 0 | 0 | 0 | 0 |
| Nov 26 | @ Ind | W | S | 4 | 3 | 1 | 0.0 | 0.0 | 4 | 0 | 0 | 0 | 0 | 0 | 0 | 0 | 0 | 0 |
| Dec 3 | Hou | W | S | 6 | 2 | 4 | 0.0 | 0.0 | 5 | 0 | 0 | 0 | 0 | 0 | 0 | 0 | 0 | 0 |
| Dec 10 | @ Ari | L | S | 5 | 5 | 0 | 2.0 | 15.0 | 2 | 0 | 0 | 0 | 0 | 0 | 0 | 0 | 0 | 0 |
| Dec 17 | @ SF | L | S | 6 | 6 | 0 | 0.0 | 0.0 | 0 | 3 | 0 | 0 | 1 | 0 | 0 | 0 | 0 | 0 |
| Dec 24 | LAR | L | S | 7 | 7 | 0 | 0.0 | 0.0 | 3 | 1 | 0 | 0 | 0 | 1 | 0 | 0 | 0 | 0 |
| Dec 31 | Jax | W | S | 5 | 4 | 1 | 1.0 | 2.0 | 4 | 0 | 0 | 0 | 0 | 0 | 0 | 0 | 0 | 0 |
| Totals | | 9-7 | 16/16 | 72 | 60 | 12 | 6.0 | 39.0 | 35 | 7 | 0 | 0 | 0 | 1 | 1 | 0 | 0 | 0 |

JURRELL CASEY'S GAME-BY-GAME CONT.

2019 Tennessee Titans

| Date | Opp | W/L | P/S | Tot | Solo | Asst | Sk | - Yds | QBP | TFL | Int | - Yds | TD | PD | FF | FR | - Yds | SpT |
|---------|-------|-----|-----|-----|------|------|-----|-------|-----|-----|-----|-------|----|----|----|----|-------|-----|
| Sept 8 | @ Cle | W | S | 2 | 1 | 1 | 0.0 | 0.0 | 4 | 0 | 0 | 0 | 0 | 0 | 0 | 0 | 0 | 0 |
| Sept 15 | Ind | L | S | 5 | 3 | 2 | 0.0 | 0.0 | 0 | 0 | 0 | 0 | 0 | 0 | 0 | 0 | 0 | 0 |
| Sept 19 | @ Jax | L | S | 6 | 4 | 2 | 0.0 | 0.0 | 3 | 0 | 0 | 0 | 0 | 0 | 0 | 0 | 0 | 0 |
| Sept 29 | @ Atl | W | S | 6 | 4 | 2 | 1.0 | 12.0 | 4 | 0 | 0 | 0 | 0 | 0 | 1 | 1 | 0 | 0 |
| Oct 6 | Buf | L | S | 2 | 1 | 1 | 0.0 | 0.0 | 4 | 0 | 0 | 0 | 0 | 0 | 0 | 0 | 0 | 0 |
| Oct 13 | @ Den | L | S | 6 | 5 | 1 | 0.0 | 0.0 | 1 | 0 | 0 | 0 | 0 | 0 | 0 | 0 | 0 | 0 |
| Oct 20 | LAC | W | S | 1 | 0 | 1 | 0.0 | 0.0 | 2 | 0 | 0 | 0 | 0 | 0 | 0 | 1 | 0 | 0 |
| Oct 27 | TB | W | S | 7 | 5 | 2 | 1.0 | 5.0 | 3 | 1 | 0 | 0 | 0 | 0 | 0 | 0 | 0 | 0 |
| Nov 3 | @ Car | L | IA | | | | | | | | | | | | | | | |
| Nov 10 | KC | W | IA | | | | | | | | | | | | | | | |
| Nov 24 | Jax | W | S | 3 | 2 | 1 | 0.0 | 0.0 | 2 | 0 | 0 | 0 | 0 | 0 | 0 | 0 | 0 | 0 |
| Dec 1 | @ Ind | W | S | 6 | 4 | 2 | 1.0 | 7.0 | 1 | 0 | 0 | 0 | 0 | 0 | 0 | 0 | 0 | 0 |

| | | | | | | | | | | | | | | | | | | |
|-----------------|-------|---|---|------------|--------------|-----------|-----------|-----------|------------|-------------|-----------|----------|----------|----------|----------|----------|----------|----------|
| Dec 8 | @ Oak | W | S | 5 | 3 | 2 | 0.0 | 0.0 | 4 | 2 | 0 | 0 | 0 | 0 | 0 | 0 | 0 | 0 |
| Dec 15 | Hou | L | S | 3 | 1 | 2 | 0.0 | 0.0 | 1 | 0 | 0 | 0 | 0 | 0 | 0 | 0 | 0 | 0 |
| Dec 22 | NO | L | S | 4 | 4 | 0 | 1.0 | 9.0 | 1 | 0 | 0 | 0 | 0 | 0 | 0 | 0 | 0 | 0 |
| Dec 29 | @ Hou | W | S | 5 | 4 | 1 | 1.0 | 9.0 | 0 | 0 | 0 | 0 | 0 | 0 | 0 | 0 | 0 | 0 |
| Totals | | | | 9-7 | 14/14 | 61 | 41 | 20 | 5.0 | 42.0 | 30 | 3 | 0 | 0 | 0 | 0 | 1 | 2 |
| Playoffs | | | | | | | | | | | | | | | | | | |
| Jan 4 | @ NE | W | S | 3 | 2 | 1 | 0.0 | 0.0 | 1 | 0 | 0 | 0 | 0 | 0 | 0 | 0 | 0 | 0 |
| Jan 11 | @ Bal | W | S | 6 | 4 | 2 | 2.0 | 13.0 | 3 | 0 | 0 | 0 | 0 | 0 | 0 | 1 | 0 | 0 |
| Jan 19 | @ KC | L | S | 2 | 0 | 2 | 0.5 | 0.0 | 1 | 0 | 0 | 0 | 0 | 0 | 0 | 0 | 0 | 0 |
| Totals | | | | 2-1 | 3/3 | 11 | 6 | 5 | 2.5 | 13.0 | 5 | 0 | 0 | 0 | 0 | 0 | 1 | 0 |

JURRELL CASEY'S NFL STATISTICS

REGULAR SEASON

| Year | Team | GP | GS | TACKLES | | | | | | | INTERCEPTIONS | | | | | FUMBLES | | | |
|-------------------|-----------|------------|------------|------------|------------|------------|-------------|--------------|------------|-----------|---------------|----------|----------|----------|-----------|----------|----------|----------|----------|
| | | | | Tot | Solo | Asst | Sk | Yds | QBP | TFL | No | Yds | Lg | TD | PD | FF | FR | Yds | SpT |
| 2011 | Tennessee | 16 | 15 | 74 | 41 | 33 | 2.5 | 15.5 | 9 | 5 | 0 | 0 | 0 | 0 | 1 | 1 | 1 | 0 | 0 |
| 2012 | Tennessee | 16 | 16 | 80 | 38 | 42 | 3.0 | 31.0 | 3 | 6 | 0 | 0 | 0 | 0 | 0 | 2 | 0 | 0 | 0 |
| 2013 | Tennessee | 15 | 14 | 90 | 49 | 41 | 10.5 | 60.5 | 10 | 3 | 0 | 0 | 0 | 0 | 3 | 1 | 1 | 0 | 0 |
| 2014 | Tennessee | 16 | 16 | 86 | 58 | 28 | 5.0 | 40.0 | 27 | 13 | 0 | 0 | 0 | 0 | 1 | 0 | 0 | 0 | 0 |
| 2015 | Tennessee | 16 | 16 | 86 | 48 | 38 | 7.0 | 41.5 | 28 | 11 | 0 | 0 | 0 | 0 | 5 | 0 | 0 | 0 | 0 |
| 2016 | Tennessee | 15 | 15 | 51 | 38 | 13 | 5.0 | 38.0 | 29 | 3 | 0 | 0 | 0 | 0 | 5 | 0 | 0 | 0 | 0 |
| 2017 | Tennessee | 16 | 16 | 72 | 60 | 12 | 6.0 | 39.0 | 35 | 7 | 0 | 0 | 0 | 0 | 1 | 1 | 0 | 0 | 0 |
| 2018 | Tennessee | 15 | 15 | 72 | 46 | 26 | 7.0 | 47.5 | 50 | 7 | 0 | 0 | 0 | 0 | 0 | 2 | 1 | 1 | 0 |
| 2019 | Tennessee | 14 | 14 | 61 | 41 | 20 | 5.0 | 42.0 | 30 | 3 | 0 | 0 | 0 | 0 | 0 | 1 | 2 | 0 | 0 |
| NFL Totals | | 139 | 137 | 672 | 419 | 253 | 51.0 | 355.0 | 221 | 58 | 0 | 0 | 0 | 0 | 16 | 8 | 5 | 1 | 0 |

PLAYOFFS

| Year | Team | GP | GS | TACKLES | | | | | | | INTERCEPTIONS | | | | | FUMBLES | | | |
|-------------------|-----------|----------|----------|-----------|-----------|-----------|------------|-------------|-----------|----------|---------------|----------|----------|----------|----------|----------|----------|----------|----------|
| | | | | Tot | Solo | Asst | Sk | Yds | QBP | TFL | No | Yds | Lg | TD | PD | FF | FR | Yds | SpT |
| 2017 | Tennessee | 2 | 2 | 14 | 9 | 5 | 0.0 | 0.0 | 9 | 0 | 0 | 0 | 0 | 0 | 1 | 0 | 0 | 0 | 0 |
| 2019 | Tennessee | 3 | 3 | 11 | 6 | 5 | 2.5 | 13.0 | 5 | 0 | 0 | 0 | 0 | 0 | 0 | 1 | 0 | 0 | 0 |
| NFL Totals | | 5 | 5 | 25 | 15 | 10 | 2.5 | 13.0 | 14 | 0 | 0 | 0 | 0 | 0 | 1 | 1 | 0 | 0 | 0 |

Single-Game Highs

Tackles - 10 (Twice, last vs. Arizona 12/15/13)
 Sacks - 2 (Nine times, last vs. Houston 9/16/18)
 Tackles for Loss - 3 (Three times, last at San Francisco 12/17/17)
 Forced Fumble - 1 (Eight times, last at Atlanta 9/29/19)
 Fumble Recovery - 1 (Five times, last vs. L.A. Chargers 10/20/19)
 Quarterback Pressures - 8 at Dallas (11/5/18)
 Passes Defensed - 3 vs. Atlanta (10/25/15)

Playoff Single-Game Highs

Tackles - 8 at Kansas City (1/6/18)
 Sacks - 2 at Baltimore (1/11/20)
 Quarterback Pressures - 5 at New England (1/13/18)



78 JACK CONKLIN

TACKLE • 6'6" • 308 LBS • COLLEGE: MICHIGAN STATE

ACQUIRED: 1ST ROUND - 2016 • NFL EXPERIENCE (NFL/TITANS): 4/4

HOMETOWN: PLAINWELL, MICH.

GAMES PLAYED/GAMES STARTED: 57/57 (PLAYOFFS: 5/5)



PRO: With the eighth overall selection in the 2016 NFL Draft, the Titans selected former Michigan State tackle Jack Conklin. The 6-foot-6-inch, 308-pounder possesses the versatility and physical prowess to play multiple positions on the offensive line, but during his first three NFL seasons started every game he played at right tackle. He was the first draft pick by general manager Jon Robinson who vowed to acquire "tough, physical, smart and accountable" players. Conklin made an immediate impact in his first season with the Titans by starting all 16 games and being named first-team All-Pro at right tackle. He became the first Michigan State offensive lineman to be selected in the first round since 1989 (Tony Mandarich, No. 2 overall by Green Bay) and also the highest drafted Spartan since wide receiver Charles Rogers (No. 2) in 2003.

CAREER HIGHLIGHTS:

- In 2017, Conklin became just the fifth player in the 'Titans Era' (1999-present) to have started all 32 games from the time they were drafted through their second seasons.
- As a rookie in 2016, Conklin was named first-team Associated Press All-Pro at right tackle. He started all 16 games on the right side and was a part of an offensive front that blocked for the NFL's third-ranked rushing attack which averaged 136.7 rush yards per game.
- Became the first franchise rookie to earn first-team All-Pro honors since Jevon Kearse in 1999.
- In his final season at Michigan State, Conklin was named second-team All-American by The Associated Press and was on numerous All-Big Ten teams.

TITANS TIDBITS:

- After not receiving a single Division I scholarship offer, Conklin began his time at Michigan State as a preferred walk-on in 2012. He impressed enough in his redshirt season to earn a scholarship in the spring of 2013.
- At Plainwell (Mich.) High School, Conklin's head coach was his father, Darren Conklin, who once was a walk-on at Michigan under Wolverines head coach Bo Schembechler.
- His mother, Jennifer Jackson, was an All-American swimmer at the University of Michigan.
- Conklin's grandfather, Ron Jackson, was a professional baseball player. He played first base for the Chicago White Sox and Boston Red Sox.
- Conklin is involved with a pediatric cancer organization called DC Strong, founded by his childhood friend Dustin Colyer, who overcame Wilms' tumor kidney cancer.
- Conklin traveled to Australia in 2015 to participate in Michigan State's study abroad International Summer Sports Program.
- Conklin hopes to one day own a farm.

CAREER TRANSACTIONS:

- The Plainwell, Mich., native was selected by the Titans in the first round (eighth overall) of the 2016 NFL Draft.

SEASON RECAPS:

2019 (16/16, 3/3): Started all 16 games at right tackle and helped Derrick Henry lead the NFL with 1,540 rushing yards. Started all three postseason contests at right tackle. Tied for the team lead in special teams tackles once in 2019 (vs. HOU).

- At Cleveland (9/8), started at right tackle and opened holes for Titans' ball carriers to gain 123 yards on the ground.
- Against Indianapolis (9/15), started at right tackle. Recovered a Derrick Henry fumble deep in Colts' territory late in the first quarter.

- At Jacksonville (9/19), started at right tackle.
- At Atlanta (9/29), started at right tackle and was a part of an offensive front that did not allow a sack on 27 pass attempts, while opening holes for Titans' ball carriers to gain 138 yards on the ground.
- Against Buffalo (10/6), started at right tackle.
- At Denver (10/13), started at right tackle.
- Against L.A. Chargers (10/20), started at right tackle but left the game in the first quarter with an injury.
- Against Tampa Bay (10/27), started at right tackle.
- At Carolina (11/3), started at right tackle in his 50th career regular season game.
- Against Kansas City (11/10), started at right tackle and helped open holes for Titans' rushers to gain 225 yards on the ground.
- Against Jacksonville (11/24), started at right tackle and blocked for Titans' ball carriers to gain 219 rushing yards.
- At Indianapolis (12/1), started at right tackle and helped open holes for Derrick Henry to collect 149 rushing yards on 26 carries.
- At Oakland (12/8), started at right tackle and was a part of an offensive front that blocked for Titans' ball carriers to gain 161 yards on the ground, while also not allowing a sack on 27 pass attempts.
- Against Houston (12/15), started at right tackle and was a member of an offensive line that opened holes for Titans' rushers to gain 163 yards on the ground. Collected a special teams tackle following the blocked field goal.
- Against New Orleans (12/22), started at right tackle and helped the Titans amass 149 rushing yards on 26 carries.
- At Houston (12/29), started at right tackle and was a part of an offensive front that blocked for Derrick Henry to amass 211 yards on the ground and become the NFL's leading rusher in 2019.
- At New England (1/4), started at right tackle and was a member of an offensive front that opened holes for Derrick Henry to collect 182 yards on the ground.
- At Baltimore (1/11), started at right tackle and was a part of an offensive line that blocked for Derrick Henry to collect a franchise postseason record 195 rushing yards.
- At Kansas City (1/19), started at right tackle.

2018 (9/9): Started nine games at right tackle in his third season. Was inactive for four contests, including the first three games of the campaign. Placed on injured reserve on Dec. 11, 2018 and missed the final three games.

- Against Philadelphia (9/30), returned to the lineup as a starter at right tackle and was a part of an offensive line that helped amass 397 total yards.
- At Los Angeles Chargers in London (10/21), started at right tackle and helped block for Titans' ball carriers to gain 164 yards on the ground.
- At Dallas (11/5), started at right tackle but left the game late in the second quarter with an injury.
- Against Jacksonville (12/6), started at right tackle and helped open holes for Titans' ball carriers to gain 264 yards on the ground, including a franchise-best 238 rushing yards by Derrick Henry. Part of an offensive front that allowed just one sack for zero yards on 24 pass attempts.

2017 (16/16, 2/2): Started all 16 games and his first two career postseason at right tackle. Since the team became the Titans in 1999, only five of its players, including Conklin, have started all 32 games from the time they were drafted through their second seasons.

- Against Oakland (9/10), started at right tackle and was a part of an offensive line that helped produce 350 total yards and allow just one sack on 41 pass attempts.
- At Jacksonville (9/17), started at right tackle and opened holes for a

rushing attack that amassed 179 yards on 36 carries (5.0 avg.). Member of a unit that allowed just one sack on 27 pass attempts.

- Against Seattle (9/24), started at right tackle and helped block for Titans' ball carriers to collect 195 rushing yards on 35 carries (5.6 avg.). Member of an offensive front that did not allow a sack on 32 pass attempts.
- Against Indianapolis (10/16), started at right tackle and was a member of an offensive front that helped produce 473 total yards and allow just one sack for one yard on 32 pass attempts.
- Against Cincinnati (11/12), started at right tackle and helped open holes for Titans' rushers to gain 180 yards on the ground.
- At Indianapolis (11/26), started at right tackle and was a part of an offensive front that did not allow a sack on 25 pass attempts.
- Against Houston (12/3), started at right tackle and helped open holes for Titans' ball carriers to gain 198 yards on 25 carries with two scores on the ground.
- At San Francisco (12/17), started at right tackle and was a part of an offensive front that allowed just one sack on 33 pass attempts.
- Against Los Angeles Rams (12/24), started at right tackle and was a member of an offensive line that allowed just one sack on 39 pass attempts.
- At Kansas City (1/6), started at right tackle in his first career postseason game and helped open holes for Titans' ball carriers to gain 202 rushing yards on 31 carries (6.5 avg.).
- At New England (1/13), started at right tackle but left the game in the first quarter with an injury.

2016 (16/16): Named first-team Associated Press All-Pro at right tackle. Started all 16 games at right tackle as a rookie and was a part of an offensive front that blocked for the NFL's third-ranked rushing attack which averaged 136.7 rush yards per game. Appeared in his first career NFL game as the starter at right tackle against Minnesota (9/11/16).

- Against Minnesota (9/11), made his NFL debut as the starting right tackle.
- At Detroit (9/18), started at right tackle and blocked for an offense that amassed 363 total yards in a 16-15 comeback win.
- Against Oakland (9/25), started at right tackle and was a part of an offensive line that helped produce 393 total yards and allow just one sack on 33 pass attempts.
- At Miami (10/9), started at right tackle and was a member of an offensive front that opened holes for Titans' rushers to gain 235 yards on the ground and did not allow a sack on 29 pass attempts.
- Against Cleveland (10/16), started at right tackle. Blocked for an offense that compiled a season-high 407 total yards, including 137 rushing yards.
- Against Jacksonville (10/27), started at right tackle and opened holes for Titans' ball carriers to accumulate 214 yards on the ground. Was a part of an offensive front that did not allow a sack in 23 pass attempts.
- At San Diego (11/6), started at right tackle and was a part of an offensive line that did not allow a sack on 43 pass attempts.
- Against Green Bay (11/13), started at right tackle and blocked for an offense that amassed 446 total yards and six touchdowns in a 47-25 victory against the Packers.
- At Chicago (11/27), started at right tackle and was a member of an offensive front that did not allow a sack on 23 pass attempts. Blocked for Titans' ball carriers to gain 149 yards on the ground.
- Against Denver (12/11), started at right tackle and was a part of an offensive line that opened holes for Titans' rushers to amass 180 rushing yards on 42 carries in a 13-10 victory over the Broncos.
- At Kansas City (12/18), started at right tackle. Helped pave the way for Titans' ball carriers to gain 148 rushing yards. Member of an offensive front that allowed just one sack for zero yards on 33 pass attempts.

COLLEGE:

- The three-year letterwinner was a three-year starter at left tackle for the Spartans. He started 38 of his 39 career games (35 at left tackle, three at right tackle) and recorded more than 235 career knockdowns. Three of his career starts at left tackle came in bowl games (2014 Rose, 2015 Cotton, 2016 College Football Playoff Semifinal at Cotton Bowl).
- As a junior (2015), started 12 games at left tackle. Named All-American by numerous outlets, including Sporting News (first team), USA Today (first team), Associated Press (second team), CBS Sports (second team), Football Writers Association of America (second team), Walter Camp Football Foundation (second team), Phil Steele (third team) and SI.com (honorable mention). Became the first Spartan offensive tackle to be named a first-team All-American since Flozell Adams in 1997. Named first-team All-Big Ten by the coaches and media, as well as Associated Press, Athlon Sports, BTN.com, ESPN.com and Phil Steele. Missed two contests

(Purdue and Rutgers) with a leg injury. Had 65.5 knockdowns during the regular season and graded out as a winner in eight of his 10 regular-season games. At Michigan (10/17), returned to action after missing two games and was named the Spartan Offensive Lineman of the Week after recording 7.5 knockdowns. The Spartans won the game on the final play, a mishandled punt attempt by Michigan and subsequent fumble return for a touchdown by Michigan State.

- As a sophomore (2014), started 13 games at left tackle and was named a second-team All-Big Ten selection by coaches and media. Earned first-team All-Big Ten honors by BTN.com and second-team by Athlon Sports and Phil Steele. Led team with 113.5 knockdowns, including nine dominators, and played a team-high 959 snaps. Only allowed 2.5 sacks all season. Recipient of MSU's Outstanding Underclass Lineman Award (offense) for the second year in a row.
- As a redshirt freshman (2013), started 13 games (10 at left tackle; three at right tackle) and saw action in all 14 games in his first season. Started at right tackle the first three games of the season (vs. Western Michigan, South Florida and Youngstown State) and also saw action at left tackle in the first four games. Named first-team Freshman All-American by Sporting News, CollegeFootballNews.com and the Football Writers Association of America and was named to ESPN.com Big Ten All-Freshman Team. Named Academic All-Big Ten. Credited with 55 knockdowns during the regular season.
- As a freshman (2012), redshirted as a preferred walk-on.
- Majored in interdisciplinary studies of the social sciences.

PERSONAL:

- Married to Caitlyn and the couple has a daughter, Riley.
- Attended Plainwell (Mich.) High School, where he started for three seasons for his father, head coach Darren Conklin.
- Earned all-state honorable mention by The Associated Press and The Detroit News as a senior in 2011. Added first-team All-Wolverine Conference and first-team All-Allegan County honors after starting at right tackle and defensive end. Registered two sacks and a team-high 80 tackles as a senior.
- Started two years at center for his high school basketball team, averaging a double-double as a senior (17.1 points and 10.4 rebounds per game).
- Also lettered in track (shot put and discus) in high school and was a member of the National Honor Society.
- Follow Conklin on Twitter at @jack_conklin74.
- Follow Conklin on Instagram at @jack_conklin78.
- List of favorites: (TV show) "House of Cards"; (movie) "Gladiator"; (musician or band) Blink-182, Granger Smith; (athlete as a child) Cory Schlesinger; (childhood sports teams) Detroit Tigers, Detroit Pistons, Detroit Red Wings; (guilty pleasure) boneless chicken wings and ice cream.
- Born Jonathan Jackson Conklin on Aug. 17, 1994 in Plainwell, Mich.

JACK CONKLIN'S NFL STATISTICS

REGULAR SEASON

| Year | Team | GP | GS |
|------------|-----------|----|----|
| 2016 | Tennessee | 16 | 16 |
| 2017 | Tennessee | 16 | 16 |
| 2018 | Tennessee | 9 | 9 |
| 2019 | Tennessee | 16 | 16 |
| NFL Totals | | 57 | 57 |

PLAYOFFS

| Year | Team | GP | GS |
|------------|-----------|----|----|
| 2017 | Tennessee | 2 | 2 |
| 2019 | Tennessee | 3 | 3 |
| NFL Totals | | 5 | 5 |

Starts Breakdown:

2016 - RT 16; 2017 - RT 16 (Playoffs - RT 2); 2018 - RT 9;
2019 - RT 16 (Playoffs - RT 3)

Additional Career Statistics

Misc. Tackles - 1 (2017), 2 (2019)

Special Teams Tackles - 1 (2019)

Fumble Recovery - 1 (2019)



44 KAMALEI CORREA

OUTSIDE LINEBACKER • 6'3" • 241 LBS • COLLEGE: BOISE STATE
ACQUIRED: TRADE (BAL) - 2018 • NFL EXPERIENCE (NFL/TITANS): 4/2
HOMETOWN: HONOLULU, HAWAII
GAMES PLAYED/GAMES STARTED: 54/13 (PLAYOFFS: 3/3)



PRO: The Titans traded for Kamalei Correa (KAH-mah-lay corr-A-uh) late in the 2018 preseason to bolster the team's depth and experience at linebacker. The 6-foot-3-inch, 241-pounder played in 25 games with four starts during his first two seasons (2016-17) with the Baltimore Ravens. The former 2016 second-round pick has played both inside and outside linebacker during his NFL career and also has extensive experience on special teams coverage units.

CAREER HIGHLIGHTS:

- In his first season with the Titans in 2018, Correa notched 3.5 sacks, five quarterback pressures, four tackles for loss and a forced fumble.
- In 2017, Correa played in all 16 games for the first time and notched eight tackles, a pass defended and seven special teams stops.
- In 2016, Correa saw action in nine games as a rookie and posted three tackles, a pass defended and a forced fumble for the league's seventh ranked defense.

TITANS TIDBITS:

- Correa attended St. Louis School in Honolulu, Hawaii, where he played football for two seasons with current Titans teammate Marcus Mariota.
- Correa grew up a huge fan of the Green Bay Packers all the way from Honolulu, Hawaii.

CAREER TRANSACTIONS:

- The Honolulu, Hawaii, native was selected by the Baltimore Ravens in the second round (42nd overall) of the 2016 NFL Draft.
- Traded by the Ravens to the Titans in exchange for a 2019 sixth-round draft pick on Aug. 28, 2018.

SEASON RECAPS:

2019 (16/5, 3/3 - Tennessee): Played in all 16 games with five starts at outside linebacker and tied for second on the team with a career-best five sacks. Also posted a career-high 37 tackles, seven quarterback pressures, two stops for loss, two passes defended, a fumble recovery and five special teams tackles. Started all three postseason contests and notched 16 tackles, two sacks, two quarterback pressures and a special teams stop. Led the team in tackles once in 2019 (at KC). Led or tied for the team lead in sacks six times in 2019 (at CAR, at IND, at OAK, vs. HOU, at HOU, at KC). Tied for the team lead in quarterback pressures once in 2019 (at HOU). Tied for the team lead in special teams tackles four times in 2019 (vs. TB, at IND, at HOU, at NE).

- At Cleveland (9/8), saw action as a reserve at outside linebacker and collected four tackles. Notched a special teams tackle on coverage units.
- Against Indianapolis (9/15), played as a reserve at outside linebacker and tallied a pass defended. Broke up a pass intended for Eric Ebron in the second quarter.
- At Jacksonville (9/19), saw action as a reserve at outside linebacker and posted a tackle for loss and a quarterback pressure. Stuffed Leonard Fournette for a four-yard loss on a rush off right end in the second stanza.
- At Atlanta (9/29), played as a reserve at outside linebacker and registered a tackle.
- Against Buffalo (10/6), saw action as a reserve at outside linebacker and notched two tackles and a quarterback pressure.
- At Denver (10/13), played as a reserve at outside linebacker and recorded two tackles.
- Against L.A. Chargers (10/20), saw action as a reserve at outside linebacker and posted two tackles and a quarterback pressure.
- Against Tampa Bay (10/27), played as a reserve at outside linebacker and

tallied three tackles. Notched a special teams tackle on coverage units.

- At Carolina (11/3), made his first start of the season at outside linebacker and produced three tackles, including a sack and a quarterback pressure. Dropped Kyle Allen for a three-yard sack early in the first quarter.
- Against Kansas City (11/10), started at outside linebacker and registered two tackles.
- Against Jacksonville (11/24), started at outside linebacker and notched a career-high-tying five tackles. Halted a Jaguars' drive by stonewalling Leonard Fournette for no gain on a short third-and-two pass in the third quarter.
- At Indianapolis (12/1), started at outside linebacker in his 50th career game and posted five tackles, including a sack, a stop for loss and a fumble recovery. Tied for the team lead with a special teams tackle on coverage units. Teamed with Jeffery Simmons to stuff Jonathan Williams for a two-yard loss on a rush off left end in the opening quarter. Halted a Colts' drive by registering a sack of Jacoby Brissett on third-and-nine in the final stanza. Clinched the victory by recovering a Ross Travis fumble at the Titans' eight-yard line after it was forced out by Tye Smith late in the fourth quarter.
- At Oakland (12/8), played as a reserve at outside linebacker and amassed two tackles, including a sack. Registered a sack of Derek Carr early in the second quarter.
- Against Houston (12/15), saw significant action as a reserve at outside linebacker and totaled four tackles, including a sack. Dropped Deshaun Watson for a nine-yard sack in the opening quarter.
- Against New Orleans (12/22), played as a reserve at outside linebacker and produced a pass defended. Registered a special teams tackle on coverage units. Broke up a pass intended for Alvin Kamara in the second quarter.
- At Houston (12/29), started at outside linebacker and recorded a sack and three quarterback pressures. Tied for the team lead with a special teams stop on coverage units. Dropped A.J. McCarron for an eight-yard sack in the second quarter.
- At New England (1/4), started at outside linebacker in his postseason debut and posted two tackles. Tied for the team lead with a special teams tackle on coverage units.
- At Baltimore (1/11), started at outside linebacker and recorded four tackles, including a sack and a quarterback pressure. Dropped Lamar Jackson for a six-yard sack late in the second quarter.
- At Kansas City (1/19), started at outside linebacker and led the team with 10 tackles, including a sack and a quarterback pressure. Dropped Patrick Mahomes for a two-yard sack in the first quarter.

2018 (13/4 - Tennessee): Appeared in 13 games with four starts at outside linebacker in his first season with the Titans. Collected 27 tackles, 3.5 sacks, five quarterback pressures, four tackles for loss and a forced fumble. Was inactive for three games. Led or tied for the team lead in sacks twice in 2018 (at MIA, at NYG). Tied for the team lead in quarterback pressures once in 2018 (vs. WAS). Tied for the team lead in passes defended once in 2018 (at BUF).

- At Miami (9/9), started at outside linebacker in his first game with the Titans and collected three tackles, including his first career sack and a stop for loss. Combined with Jurrell Casey to stonewall Frank Gore for a three-yard loss on a third-and-two rush off right tackle in the third quarter. Registered his first career NFL sack when he dropped Ryan Tannehill for an eight-yard loss in the fourth quarter. Teamed with Will Compton to stuff Kenyan Drake for a three-yard loss on a rush off right end late in the final stanza.
- Against Houston (9/16), played as a reserve at outside linebacker and tallied four tackles, including a sack, a tackle for loss and a quarterback

pressure. Pounced on Deshaun Watson for no gain after a fumbled snap in the first quarter. Dropped Watson for a five-yard sack in the third quarter.

- Against Baltimore (10/14), saw action as a reserve at outside linebacker and amassed a career-best five tackles.
- At Los Angeles Chargers in London (10/21), started at outside linebacker and tallied three tackles, including a half sack and a stop for loss. Combined with Jurrell Casey to sack Philip Rivers for an eight-yard loss in the third quarter. Stuffed Austin Ekeler for a one-yard loss on a short pass in the fourth quarter.
- At Dallas (11/5), started at outside linebacker and posted four tackles, including a stop for loss and a quarterback pressure. Combined with Kenny Vaccaro to stop Ezekiel Elliott for a two-yard loss on a rush off left end in the first quarter.
- At N.Y. Giants (12/16), played as a reserve at outside linebacker and posted a sack and a forced fumble in the Titans' first shutout win since 2000. Set up the Titans' second touchdown by strip-sacking Eli Manning and the fumble was recovered by Jurrell Casey at the New York 15-yard line in the third quarter.
- Against Washington (12/22), saw action as a reserve at outside linebacker and totaled three tackles and two quarterback pressures.

2017 (16/3 - Baltimore): Saw action in all 16 games with three starts at linebacker. Collected eight tackles and a pass defended on defense. Tallied seven special teams tackles on coverage units.

- At Cincinnati (9/10), earned his second-career start and notched a career-best three solo tackles for a defense that forced five turnovers and posted the 11th shutout in franchise history.
- Against Cleveland (9/17), started as part of a unit that forced five turnovers for the second-consecutive game.

2016 (9/1 - Baltimore): Appeared in nine games with one start during his rookie season and totaled three tackles, a pass defended and a forced fumble for a defense that allowed the NFL's fifth-fewest rushing yards (89.4 ypg) and ranked seventh overall (322.1 ypg). Placed on injured reserve on Dec. 24, 2016 and missed the final two contests. Was inactive for five games.

- At Jacksonville (9/25), saw his first-career action from scrimmage and notched a pass defended for a unit that limited the Jaguars to 216 total yards of offense in the 19-17 win. Also posted his first-career special teams tackle.
- At N.Y. Jets (10/23), made his first career start and established a career-high three tackles and recorded his first career forced fumble that was recovered by Timmy Jernigan.

COLLEGE:

- Played in 40 games at Boise State, making 27 consecutive starts to round

out his three-year career.

- Started every game in his final two seasons before declaring for the NFL Draft after his junior campaign.
- As a junior (2015), led the team with seven sacks and 11 tackles for loss, also recording a career-high three forced fumbles.
- Named Defensive MVP of the 2015 Poinsettia Bowl after posting four tackles, two sacks for 17 yards, 2.5 tackles for loss and a forced fumble in his final collegiate performance.
- As a sophomore (2014), earned first-team All-Conference honors after setting career bests with 59 tackles, 12 sacks (led Mountain West), 19 tackles for loss and two passes defended.
- As a freshman (2013), appeared in 13 games and recorded 12 tackles, a sack for 14 yards and 1.5 tackles for loss.
- Majored in general studies at Boise State.

PERSONAL:

- Attended St. Louis School (Honolulu, Hawaii), where he was a three-year letterwinner and was named first-team All-Interscholastic League of Hawaii (I/II) on the defensive line as a senior.
- Earned academic recognition as a junior and senior after being twice named to the Honor Roll, as well as serving on the student council both years.
- Also lettered twice in basketball.
- Follow Correa on Twitter and on Instagram at @kamalei_correa.
- Born Kamalei Correa on April 27, 1994 in Honolulu, Hawaii.

KAMALEI CORREA'S GAME-BY-GAME

2016 Baltimore Ravens

| Date | Opp | W/L | P/S | Tot | Solo | Asst | Sk | - Yds | QBP | TFL | Int | - Yds | -TD | PD | FF | FR | - Yds | SpT |
|---------------|-------|-----|----------------|--|----------|----------|------------|------------|-----------|-----------|----------|----------|----------|----------|----------|----------|----------|----------|
| Sept 11 | Buf | W | p | 0 | 0 | 0 | 0.0 | 0.0 | NA | NA | 0 | 0 | 0 | 0 | 0 | 0 | 0 | NA |
| Sept 18 | @ Cle | W | p | 0 | 0 | 0 | 0.0 | 0.0 | NA | NA | 0 | 0 | 0 | 0 | 0 | 0 | 0 | NA |
| Sept 25 | @ Jax | W | p | 0 | 0 | 0 | 0.0 | 0.0 | NA | NA | 0 | 0 | 0 | 1 | 0 | 0 | 0 | NA |
| Oct 2 | Oak | L | p | 0 | 0 | 0 | 0.0 | 0.0 | NA | NA | 0 | 0 | 0 | 0 | 0 | 0 | 0 | NA |
| Oct 9 | Was | L | IA | | | | | | | | | | | | | | | |
| Oct 16 | @ NYG | L | p | 0 | 0 | 0 | 0.0 | 0.0 | NA | NA | 0 | 0 | 0 | 0 | 0 | 0 | 0 | NA |
| Oct 23 | @ NYJ | L | S | 3 | 2 | 1 | 0.0 | 0.0 | NA | NA | 0 | 0 | 0 | 0 | 1 | 0 | 0 | NA |
| Nov 6 | Pit | W | IA | | | | | | | | | | | | | | | |
| Nov 10 | Cle | W | IA | | | | | | | | | | | | | | | |
| Nov 20 | @ Dal | L | p | 0 | 0 | 0 | 0.0 | 0.0 | NA | NA | 0 | 0 | 0 | 0 | 0 | 0 | 0 | NA |
| Nov 27 | Cin | W | IA | | | | | | | | | | | | | | | |
| Dec 4 | Mia | W | IA | | | | | | | | | | | | | | | |
| Dec 12 | @ NE | L | p | 0 | 0 | 0 | 0.0 | 0.0 | NA | NA | 0 | 0 | 0 | 0 | 0 | 0 | 0 | NA |
| Dec 18 | Phi | W | p | 0 | 0 | 0 | 0.0 | 0.0 | NA | NA | 0 | 0 | 0 | 0 | 0 | 0 | 0 | NA |
| Dec 25 | @ Pit | L | | Placed on injured reserve on Dec. 24, 2016 | | | | | | | | | | | | | | |
| Jan 1 | @ Cin | L | | | | | | | | | | | | | | | | |
| Totals | | | 8-8 9/1 | 3 | 2 | 1 | 0.0 | 0.0 | NA | NA | 0 | 0 | 0 | 1 | 1 | 0 | 0 | 1 |

2017 Baltimore Ravens

| Date | Opp | W/L | P/S | Tot | Solo | Asst | Sk | - Yds | QBP | TFL | Int | - Yds | -TD | PD | FF | FR | - Yds | SpT |
|---------------|-------|-----|-----------------|----------|----------|----------|------------|------------|-----------|-----------|----------|----------|----------|----------|----------|----------|----------|----------|
| Sept 10 | @ Cin | W | S | 3 | 3 | 0 | 0.0 | 0.0 | NA | NA | 0 | 0 | 0 | 0 | 0 | 0 | 0 | NA |
| Sept 17 | Cle | W | S | 1 | 0 | 1 | 0.0 | 0.0 | NA | NA | 0 | 0 | 0 | 0 | 0 | 0 | 0 | NA |
| Sept 24 | @ Jax | L | p | 2 | 2 | 0 | 0.0 | 0.0 | NA | NA | 0 | 0 | 0 | 1 | 0 | 0 | 0 | NA |
| Oct 1 | Pit | L | S | 2 | 1 | 1 | 0.0 | 0.0 | NA | NA | 0 | 0 | 0 | 0 | 0 | 0 | 0 | NA |
| Oct 8 | @ Oak | W | p | 0 | 0 | 0 | 0.0 | 0.0 | NA | NA | 0 | 0 | 0 | 0 | 0 | 0 | 0 | NA |
| Oct 15 | Chi | L | p | 0 | 0 | 0 | 0.0 | 0.0 | NA | NA | 0 | 0 | 0 | 0 | 0 | 0 | 0 | NA |
| Oct 22 | @ Min | L | p | 0 | 0 | 0 | 0.0 | 0.0 | NA | NA | 0 | 0 | 0 | 0 | 0 | 0 | 0 | NA |
| Oct 26 | Mia | W | p | 0 | 0 | 0 | 0.0 | 0.0 | NA | NA | 0 | 0 | 0 | 0 | 0 | 0 | 0 | NA |
| Nov 5 | @ Ten | L | p | 0 | 0 | 0 | 0.0 | 0.0 | NA | NA | 0 | 0 | 0 | 0 | 0 | 0 | 0 | NA |
| Nov 19 | @ GB | W | p | 0 | 0 | 0 | 0.0 | 0.0 | NA | NA | 0 | 0 | 0 | 0 | 0 | 0 | 0 | NA |
| Nov 27 | Hou | W | p | 0 | 0 | 0 | 0.0 | 0.0 | NA | NA | 0 | 0 | 0 | 0 | 0 | 0 | 0 | NA |
| Dec 3 | Det | W | p | 0 | 0 | 0 | 0.0 | 0.0 | NA | NA | 0 | 0 | 0 | 0 | 0 | 0 | 0 | NA |
| Dec 10 | @ Pit | L | p | 0 | 0 | 0 | 0.0 | 0.0 | NA | NA | 0 | 0 | 0 | 0 | 0 | 0 | 0 | NA |
| Dec 17 | @ Cle | W | p | 0 | 0 | 0 | 0.0 | 0.0 | NA | NA | 0 | 0 | 0 | 0 | 0 | 0 | 0 | NA |
| Dec 23 | Ind | W | p | 0 | 0 | 0 | 0.0 | 0.0 | NA | NA | 0 | 0 | 0 | 0 | 0 | 0 | 0 | NA |
| Dec 31 | Cin | L | p | 0 | 0 | 0 | 0.0 | 0.0 | NA | NA | 0 | 0 | 0 | 0 | 0 | 0 | 0 | NA |
| Totals | | | 9-7 16/3 | 8 | 6 | 2 | 0.0 | 0.0 | NA | NA | 0 | 0 | 0 | 1 | 0 | 0 | 0 | 7 |

2018 Tennessee Titans

| Date | Opp | W/L | P/S | Tot | Solo | Asst | Sk | - Yds | QBP | TFL | Int | - Yds | -TD | PD | FF | FR | - Yds | SpT |
|---------------|-------|-----|-----------------|-----------|-----------|-----------|------------|-------------|----------|----------|----------|----------|----------|----------|----------|----------|----------|----------|
| Sept 9 | @ Mia | L | S | 3 | 2 | 1 | 1.0 | 8.0 | 0 | 1 | 0 | 0 | 0 | 0 | 0 | 0 | 0 | 0 |
| Sept 16 | Hou | W | p | 4 | 3 | 1 | 1.0 | 5.0 | 1 | 1 | 0 | 0 | 0 | 0 | 0 | 0 | 0 | 0 |
| Sept 23 | @ Jax | W | IA | | | | | | | | | | | | | | | |
| Sept 30 | Phi | W | p | 1 | 0 | 1 | 0.0 | 0.0 | 0 | 0 | 0 | 0 | 0 | 0 | 0 | 0 | 0 | 0 |
| Oct 7 | @ Buf | L | p | 0 | 0 | 0 | 0.0 | 0.0 | 0 | 0 | 0 | 0 | 0 | 0 | 0 | 0 | 0 | 0 |
| Oct 14 | Bal | L | p | 5 | 4 | 1 | 0.0 | 0.0 | 0 | 0 | 0 | 0 | 0 | 0 | 0 | 0 | 0 | 0 |
| Oct 21 | @ LAC | L | S | 3 | 2 | 1 | 0.5 | 4.0 | 0 | 1 | 0 | 0 | 0 | 0 | 0 | 0 | 0 | 0 |
| Nov 5 | @ Dal | W | S | 4 | 3 | 1 | 0.0 | 0.0 | 1 | 1 | 0 | 0 | 0 | 0 | 0 | 0 | 0 | 0 |
| Nov 11 | NE | W | S | 1 | 0 | 1 | 0.0 | 0.0 | 1 | 0 | 0 | 0 | 0 | 0 | 0 | 0 | 0 | 0 |
| Nov 18 | @ Ind | L | p | 1 | 1 | 0 | 0.0 | 0.0 | 0 | 0 | 0 | 0 | 0 | 0 | 0 | 0 | 0 | 0 |
| Nov 26 | @ Hou | L | p | 1 | 0 | 1 | 0.0 | 0.0 | 0 | 0 | 0 | 0 | 0 | 0 | 0 | 0 | 0 | 0 |
| Dec 2 | NYJ | W | IA | | | | | | | | | | | | | | | |
| Dec 6 | Jax | W | IA | | | | | | | | | | | | | | | |
| Dec 16 | @ NYG | W | p | 1 | 1 | 0 | 1.0 | 2.0 | 0 | 0 | 0 | 0 | 0 | 0 | 0 | 1 | 0 | 0 |
| Dec 22 | Was | W | p | 3 | 1 | 2 | 0.0 | 0.0 | 2 | 0 | 0 | 0 | 0 | 0 | 0 | 0 | 0 | 0 |
| Dec 30 | Ind | L | p | 0 | 0 | 0 | 0.0 | 0.0 | 0 | 0 | 0 | 0 | 0 | 0 | 0 | 0 | 0 | 0 |
| Totals | | | 9-7 13/4 | 27 | 17 | 10 | 3.5 | 19.0 | 5 | 4 | 0 | 0 | 0 | 0 | 1 | 0 | 0 | 0 |

2019 Tennessee Titans

| Date | Opp | W/L | P/S | Tot | Solo | Asst | Sk | - Yds | QBP | TFL | Int | - Yds | -TD | PD | FF | FR | - Yds | SpT |
|-----------------|-------|-----|-----------------|-----------|-----------|-----------|------------|-------------|----------|----------|----------|----------|----------|----------|----------|----------|----------|----------|
| Sept 8 | @ Cle | W | p | 4 | 2 | 2 | 0.0 | 0.0 | 0 | 0 | 0 | 0 | 0 | 0 | 0 | 0 | 0 | 1 |
| Sept 15 | Ind | L | p | 0 | 0 | 0 | 0.0 | 0.0 | 0 | 0 | 0 | 0 | 0 | 1 | 0 | 0 | 0 | 0 |
| Sept 19 | @ Jax | L | p | 1 | 1 | 0 | 0.0 | 0.0 | 1 | 1 | 0 | 0 | 0 | 0 | 0 | 0 | 0 | 0 |
| Sept 29 | @ Atl | W | p | 1 | 1 | 0 | 0.0 | 0.0 | 0 | 0 | 0 | 0 | 0 | 0 | 0 | 0 | 0 | 0 |
| Oct 6 | Buf | L | p | 2 | 0 | 2 | 0.0 | 0.0 | 1 | 0 | 0 | 0 | 0 | 0 | 0 | 0 | 0 | 0 |
| Oct 13 | @ Den | L | p | 2 | 0 | 2 | 0.0 | 0.0 | 0 | 0 | 0 | 0 | 0 | 0 | 0 | 0 | 0 | 0 |
| Oct 20 | LAC | W | p | 2 | 0 | 2 | 0.0 | 0.0 | 1 | 0 | 0 | 0 | 0 | 0 | 0 | 0 | 0 | 0 |
| Oct 27 | TB | W | p | 3 | 1 | 2 | 0.0 | 0.0 | 0 | 0 | 0 | 0 | 0 | 0 | 0 | 0 | 0 | 1 |
| Nov 3 | @ Car | L | S | 3 | 3 | 0 | 1.0 | 3.0 | 1 | 0 | 0 | 0 | 0 | 0 | 0 | 0 | 0 | 0 |
| Nov 10 | KC | W | S | 2 | 1 | 1 | 0.0 | 0.0 | 0 | 0 | 0 | 0 | 0 | 0 | 0 | 0 | 0 | 0 |
| Nov 24 | Jax | W | S | 5 | 3 | 2 | 0.0 | 0.0 | 0 | 0 | 0 | 0 | 0 | 0 | 0 | 0 | 0 | 0 |
| Dec 1 | @ Ind | W | S | 5 | 4 | 1 | 1.0 | 1.0 | 0 | 1 | 0 | 0 | 0 | 0 | 0 | 1 | 0 | 1 |
| Dec 8 | @ Oak | W | p | 2 | 2 | 0 | 1.0 | 0.0 | 0 | 0 | 0 | 0 | 0 | 0 | 0 | 0 | 0 | 0 |
| Dec 15 | Hou | L | p | 4 | 4 | 0 | 1.0 | 9.0 | 0 | 0 | 0 | 0 | 0 | 0 | 0 | 0 | 0 | 0 |
| Dec 22 | NO | L | p | 0 | 0 | 0 | 0.0 | 0.0 | 0 | 0 | 0 | 0 | 0 | 1 | 0 | 0 | 0 | 1 |
| Dec 29 | @ Hou | W | S | 1 | 1 | 0 | 1.0 | 8.0 | 3 | 0 | 0 | 0 | 0 | 0 | 0 | 0 | 0 | 1 |
| Totals | | | 9-7 16/5 | 37 | 23 | 14 | 5.0 | 21.0 | 7 | 2 | 0 | 0 | 0 | 2 | 0 | 1 | 0 | 5 |
| Playoffs | | | | | | | | | | | | | | | | | | |
| Jan 4 | @ NE | W | S | 2 | 1 | 1 | 0.0 | 0.0 | 0 | 0 | 0 | 0 | 0 | 0 | 0 | 0 | 0 | 1 |
| Jan 11 | @ Bal | W | S | 4 | 2 | 2 | 1.0 | 6.0 | 1 | 0 | 0 | 0 | 0 | 0 | 0 | 0 | 0 | 0 |
| Jan 19 | @ KC | L | S | 10 | 6 | 4 | 1.0 | 2.0 | 1 | 0 | 0 | 0 | 0 | 0 | 0 | 0 | 0 | 0 |
| Totals | | | 2-1 3/3 | 16 | 9 | 7 | 2.0 | 8.0 | 2 | 0 | 0 | 0 | 0 | 0 | 0 | 0 | 0 | 1 |

KAMALEI CORREA'S NFL STATISTICS

REGULAR SEASON


| Year | Team | GP | GS | TACKLES | | | | Yds | QBP | TFL | INTERCEPTIONS | | | | | FUMBLES | | | |
|-------------------|-----------|-----------|-----------|-----------|-----------|-----------|------------|-------------|-----------|----------|---------------|----------|----------|----------|----------|----------|----------|----------|-----------|
| | | | | Tot | Solo | Asst | Sk | | | | No | Yds | Lg | TD | PD | FF | FR | Yds | SpT |
| 2016 | Baltimore | 9 | 1 | 3 | 2 | 1 | 0.0 | 0.0 | NA | NA | 0 | 0 | 0 | 0 | 1 | 1 | 0 | 0 | 1 |
| 2017 | Baltimore | 16 | 3 | 8 | 6 | 2 | 0.0 | 0.0 | NA | NA | 0 | 0 | 0 | 0 | 1 | 0 | 0 | 0 | 7 |
| 2018 | Tennessee | 13 | 4 | 27 | 17 | 10 | 3.5 | 19.0 | 5 | 4 | 0 | 0 | 0 | 0 | 0 | 1 | 0 | 0 | 0 |
| 2019 | Tennessee | 16 | 5 | 37 | 23 | 14 | 5.0 | 21.0 | 7 | 2 | 0 | 0 | 0 | 0 | 2 | 0 | 1 | 0 | 5 |
| NFL Totals | | 54 | 13 | 75 | 48 | 27 | 8.5 | 40.0 | 12 | 6 | 0 | 0 | 0 | 0 | 4 | 2 | 1 | 0 | 13 |

PLAYOFFS

| Year | Team | GP | GS | TACKLES | | | | Yds | QBP | TFL | INTERCEPTIONS | | | | | FUMBLES | | | |
|-------------------|-----------|----------|----------|-----------|----------|----------|------------|------------|----------|----------|---------------|----------|----------|----------|----------|----------|----------|----------|----------|
| | | | | Tot | Solo | Asst | Sk | | | | No | Yds | Lg | TD | PD | FF | FR | Yds | SpT |
| 2019 | Tennessee | 3 | 3 | 16 | 9 | 7 | 2.0 | 8.0 | 2 | 0 | 0 | 0 | 0 | 0 | 0 | 0 | 0 | 0 | 1 |
| NFL Totals | | 3 | 3 | 16 | 9 | 7 | 2.0 | 8.0 | 2 | 0 | 0 | 0 | 0 | 0 | 0 | 0 | 0 | 0 | 1 |

Single-Game Highs

Tackles - **5 (Three times**



29 DANE CRUIKSHANK

DEFENSIVE BACK • 6'1" • 209 LBS • COLLEGE: ARIZONA

ACQUIRED: 5TH ROUND - 2018 • NFL EXPERIENCE (NFL/TITANS): 2/2

HOMETOWN: CHINO HILLS, CALIF.

GAMES PLAYED/GAMES STARTED: 28/0 (PLAYOFFS: 3/0)



PRO: The Titans traded up to select Dane Cruikshank with the 152nd overall pick in the fifth round of the 2018 NFL Draft. The 6-foot-1 inch, 209-pound defender possesses above average size and speed for a defensive back, and was coveted for his versatility, having played safety, and both inside and outside cornerback at Arizona. Cruikshank started all 25 games during his two seasons as a Wildcat and provided a steady presence in both the run game and pass coverage.

CAREER HIGHLIGHTS:

- In 2018, scored his first career touchdown with a 66-yard reception on a fake punt against Houston (9/16) and was named AFC Special Teams Player of the Week.
- From 2016-17, Cruikshank started 25 consecutive games at Arizona after transferring from Citrus College.

TITANS TIDBITS:

- Cruikshank credits his grandparents and his mother for his success in life. "My grandparents have provided for their whole family, and they've helped everyone in the family be successful at whatever they choose to do. My mom, (Beverley Jackson, a hair stylist) she's been able to raise her kids by working hard and never taking days off. She loves us and gives us everything we need."
- Growing up a Southern California fan, his most memorable college football moment was playing the Trojans in the Coliseum. Cruikshank posted 10 tackles and one interception in the contest.
- Cruikshank's nickname is 'Smooove.' He wore jersey No. 2 in high school, earning the nickname '2 Smooove,' which was then shortened to Smooove.
- He lists owning his own business as a goal on his bucket list. He would one day like to open his own training facility.

CAREER TRANSACTIONS:

- The Chino Hills, Calif., native was selected by the Titans in the fifth round (152nd overall) of the 2018 NFL Draft.

SEASON RECAPS:

2019 (16/0, 3/0): Saw action as a reserve in all 16 games and ranked second on the team with a career-best 10 special teams tackles to go along with a blocked field goal and a blocked extra point. Saw action as a reserve in all three postseason contests and notched a pass defended on defense. Tied for the team lead in special teams tackles four times in 2019 (vs. IND, vs. BUF, at CAR, at OAK).

- At Cleveland (9/8), played as a reserve on special teams.
- Against Indianapolis (9/15), tied for the team lead with two special teams tackles on coverage units.
- At Jacksonville (9/19), saw action as a reserve on special teams.
- At Atlanta (9/29), played as a reserve on special teams.
- Against Buffalo (10/6), saw action as a reserve on special teams and notched a tackle on coverage units.
- At Denver (10/13), played as a reserve on special teams and collected a tackle on coverage units.
- Against L.A. Chargers (10/20), saw action as a reserve on special teams.
- Against Tampa Bay (10/27), played as a reserve on special teams.
- At Carolina (11/3), saw action as a reserve on special teams and tied for the team lead with two tackles on coverage units. Kept it a two-possession game by blocking an extra point early in the fourth quarter.
- Against Kansas City (11/10), played as a reserve on special teams.
- Against Jacksonville (11/24), saw action as a reserve on special teams and notched two tackles on coverage units.

- At Indianapolis (12/1), played as a reserve on special teams and blocked a field goal. Shot through the line and blocked an Adam Vinatieri 46-yard field goal with the ball being scooped up by Tye Smith and returned 63 yards for a touchdown to give the Titans a 24-17 lead late in the fourth quarter.

- At Oakland (12/8), played as a reserve on special teams and tied for the team lead with a special teams tackle on coverage units.

- Against Houston (12/15), saw action as a reserve on special teams.

- Against New Orleans (12/22), played as a reserve on special teams and registered a tackle on coverage units.

- At Houston (12/29), saw action as a reserve on special teams.

- At New England (1/4), played as a reserve on special teams in his first career postseason game.

- At Baltimore (1/11), saw action as a reserve defensive back and recorded a pass defended. Halted a potential Ravens' scoring drive by breaking up a fourth-and-five pass intended for Mark Andrews late in the fourth quarter.

- At Kansas City (1/19), played as a reserve on special teams and as an extra defensive back in the dime package.

2018 (12/0): Played in 12 games as a reserve in his rookie campaign and ranked fourth on the squad with eight special teams tackles. Collected a 66-yard touchdown reception on a fake punt and a 39-yard kickoff return on a reverse. Registered two tackles on defense. Was inactive for four games. Led or tied for the team lead in special teams tackles four times in 2018 (vs. HOU, at BUF, at LAC, vs. IND). Led the team in receiving yards once in 2018 (vs. HOU). Saw action in his first career NFL game at Miami (9/9/18). Named AFC Special Teams Player of the Week after leading the team with two special teams tackles and notching a 66-yard touchdown reception on a fake punt against Houston (9/16/18).

- At Miami (9/9), made his NFL debut as a reserve on special teams and notched a stop on coverage units.

- Against Houston (9/16), named AFC Special Teams Player of the Week after leading the team with two special teams tackles and notching a touchdown on a fake punt. Gave the Titans a 7-0 lead with a 66-yard touchdown reception from Kevin Byard on a fake punt early in the first quarter. Cruikshank became the first primarily defensive player in team annals to record a touchdown reception.

- At Jacksonville (9/23), saw action as a reserve on special teams. Snuffed out a fake punt and slowed down Corey Grant allowing LeShaun Sims to make the tackle short of the first down in the first quarter.

- At Buffalo (10/7), saw action as a reserve on special teams and collected a stop on coverage units.

- Against Baltimore (10/14), played as a reserve at safety and amassed two tackles. Stuffed Nick Boyle for a one-yard loss on a short pass in the fourth quarter.

- At Los Angeles Chargers in London (10/21), led the team with two special teams tackles on coverage units.

- At N.Y. Giants (12/16), played as a reserve on special teams and collected a tackle on coverage units.

- Against Indianapolis (12/30), played as a reserve on special teams and tied for the team lead with a tackle on coverage units. Returned the opening kickoff 39 yards after taking a reverse from Darius Jennings.

COLLEGE:

- During a two-year career at Arizona, he started all 25 games at 'spur' safety and cornerback. Cruikshank recorded 135 tackles, 1.5 sacks, seven tackles for loss, 17 passes defended, one forced fumble and intercepted five passes for 68 yards.

- Prior to Arizona, he played two seasons at Citrus College.

- As a senior (2017), started all 13 games after switching to spur safety from cornerback. Ranked fifth on the team with 75 tackles. Also posted 1.5 sacks, 5.5 tackles for loss, eight passes defended, one forced fumble and three interceptions for 65 yards as a Wildcat. Voted as a team captain by his teammates.
- As a redshirt junior (2016), started all 13 games at cornerback in his first season at Arizona and finished fourth on the team in tackles with 60. Tied for the team lead with a pair of interceptions. Also tallied 1.5 tackles for loss and nine passes defended.
- As a junior (2015), redshirted after transferring to Arizona.
- As a sophomore (2014), saw action in 10 games as an Owl and notched 45 tackles, a tackle for loss, four passes defended and one interception for 29 yards. Named first-team all-state.
- As a freshman (2013), appeared in all 11 games for Citrus College and posted five tackles and one forced fumble. Caught four passes for 147 yards and one touchdown, and added five kick returns for 103 yards.
- Graduated in May 2017 from Arizona with a degree in general studies.
- Also ran track as a high school athlete.
- List of favorites: (TV show) "Power"; (movies) "Friday," "Black Panther" and "Avengers: Infinity War"; (musician or band) Meek Mill, Drake, Migos and YoungBoy; (food) seafood; (childhood sports team) Los Angeles Lakers; and (guilty pleasure) peach cobbler or sour candy.
- He has three siblings, two older sisters and one younger brother.
- Follow Cruikshank on Twitter and Instagram at @Dane2Smooove.
- Born Dane Ashton Cruikshank on April 27, 1995 in Los Angeles, Calif.

PERSONAL:

- Attended Ayala (Chino Hills, Calif.), High School where he played cornerback, safety, wide receiver, running back and return specialist.

DANE CRUIKSHANK'S DEFENSIVE GAME-BY-GAME

2018 Tennessee Titans

| Date | Opp | W/L | P/S | Tot | Solo | Asst | Sk | - Yds | QBP | TFL | Int | - Yds | TD | PD | FF | FR | - Yds | SpT |
|---------------|-------|-----|-----|------------|-------------|----------|----------|----------|------------|------------|----------|----------|----------|----------|----------|----------|----------|----------|
| Sept 9 | @ Mia | L | p | 0 | 0 | 0 | 0.0 | 0.0 | 0 | 0 | 0 | 0 | 0 | 0 | 0 | 0 | 0 | 1 |
| Sept 16 | Hou | W | p | 0 | 0 | 0 | 0.0 | 0.0 | 0 | 0 | 0 | 0 | 0 | 0 | 0 | 0 | 0 | 2 |
| Sept 23 | @ Jax | W | p | 0 | 0 | 0 | 0.0 | 0.0 | 0 | 0 | 0 | 0 | 0 | 0 | 0 | 0 | 0 | 0 |
| Sept 30 | Phi | W | p | 0 | 0 | 0 | 0.0 | 0.0 | 0 | 0 | 0 | 0 | 0 | 0 | 0 | 0 | 0 | 0 |
| Oct 7 | @ Buf | L | p | 0 | 0 | 0 | 0.0 | 0.0 | 0 | 0 | 0 | 0 | 0 | 0 | 0 | 0 | 0 | 1 |
| Oct 14 | Bal | L | p | 2 | 2 | 0 | 0.0 | 0.0 | 0 | 0 | 0 | 0 | 0 | 0 | 0 | 0 | 0 | 0 |
| Oct 21 | @ LAC | L | p | 0 | 0 | 0 | 0.0 | 0.0 | 0 | 0 | 0 | 0 | 0 | 0 | 0 | 0 | 0 | 2 |
| Nov 5 | @ Dal | W | p | 0 | 0 | 0 | 0.0 | 0.0 | 0 | 0 | 0 | 0 | 0 | 0 | 0 | 0 | 0 | 0 |
| Nov 11 | NE | W | IA | | | | | | | | | | | | | | | |
| Nov 18 | @ Ind | L | p | 0 | 0 | 0 | 0.0 | 0.0 | 0 | 0 | 0 | 0 | 0 | 0 | 0 | 0 | 0 | 0 |
| Nov 26 | @ Hou | L | IA | | | | | | | | | | | | | | | |
| Dec 2 | NYJ | W | IA | | | | | | | | | | | | | | | |
| Dec 6 | Jax | W | IA | | | | | | | | | | | | | | | |
| Dec 16 | @ NYG | W | p | 0 | 0 | 0 | 0.0 | 0.0 | 0 | 0 | 0 | 0 | 0 | 0 | 0 | 0 | 0 | 1 |
| Dec 22 | Was | W | p | 0 | 0 | 0 | 0.0 | 0.0 | 0 | 0 | 0 | 0 | 0 | 0 | 0 | 0 | 0 | 0 |
| Dec 30 | Ind | L | p | 0 | 0 | 0 | 0.0 | 0.0 | 0 | 0 | 0 | 0 | 0 | 0 | 0 | 0 | 0 | 1 |
| Totals | | | | 9-7 | 12/0 | 2 | 2 | 0 | 0.0 | 0.0 | 0 | 0 | 0 | 0 | 0 | 0 | 0 | 8 |

2019 Tennessee Titans

| Date | Opp | W/L | P/S | Tot | Solo | Asst | Sk | - Yds | QBP | TFL | Int | - Yds | TD | PD | FF | FR | - Yds | SpT |
|-----------------|-------|-----|-----|------------|-------------|----------|----------|----------|------------|------------|----------|----------|----------|----------|----------|----------|----------|-----------|
| Sept 8 | @ Cle | W | p | 0 | 0 | 0 | 0.0 | 0.0 | 0 | 0 | 0 | 0 | 0 | 0 | 0 | 0 | 0 | 0 |
| Sept 15 | Ind | L | p | 0 | 0 | 0 | 0.0 | 0.0 | 0 | 0 | 0 | 0 | 0 | 0 | 0 | 0 | 0 | 2 |
| Sept 19 | @ Jax | L | p | 0 | 0 | 0 | 0.0 | 0.0 | 0 | 0 | 0 | 0 | 0 | 0 | 0 | 0 | 0 | 0 |
| Sept 29 | @ Atl | W | p | 0 | 0 | 0 | 0.0 | 0.0 | 0 | 0 | 0 | 0 | 0 | 0 | 0 | 0 | 0 | 0 |
| Oct 6 | Buf | L | p | 0 | 0 | 0 | 0.0 | 0.0 | 0 | 0 | 0 | 0 | 0 | 0 | 0 | 0 | 0 | 1 |
| Oct 13 | @ Den | L | p | 0 | 0 | 0 | 0.0 | 0.0 | 0 | 0 | 0 | 0 | 0 | 0 | 0 | 0 | 0 | 1 |
| Oct 20 | LAC | W | p | 0 | 0 | 0 | 0.0 | 0.0 | 0 | 0 | 0 | 0 | 0 | 0 | 0 | 0 | 0 | 0 |
| Oct 27 | TB | W | p | 0 | 0 | 0 | 0.0 | 0.0 | 0 | 0 | 0 | 0 | 0 | 0 | 0 | 0 | 0 | 0 |
| Nov 3 | @ Car | L | p | 0 | 0 | 0 | 0.0 | 0.0 | 0 | 0 | 0 | 0 | 0 | 0 | 0 | 0 | 0 | 2 |
| Nov 10 | KC | W | p | 0 | 0 | 0 | 0.0 | 0.0 | 0 | 0 | 0 | 0 | 0 | 0 | 0 | 0 | 0 | 0 |
| Nov 24 | Jax | W | p | 0 | 0 | 0 | 0.0 | 0.0 | 0 | 0 | 0 | 0 | 0 | 0 | 0 | 0 | 0 | 2 |
| Dec 1 | @ Ind | W | p | 0 | 0 | 0 | 0.0 | 0.0 | 0 | 0 | 0 | 0 | 0 | 0 | 0 | 0 | 0 | 0 |
| Dec 8 | @ Oak | W | p | 0 | 0 | 0 | 0.0 | 0.0 | 0 | 0 | 0 | 0 | 0 | 0 | 0 | 0 | 0 | 1 |
| Dec 15 | Hou | L | p | 0 | 0 | 0 | 0.0 | 0.0 | 0 | 0 | 0 | 0 | 0 | 0 | 0 | 0 | 0 | 0 |
| Dec 22 | NO | L | p | 0 | 0 | 0 | 0.0 | 0.0 | 0 | 0 | 0 | 0 | 0 | 0 | 0 | 0 | 0 | 1 |
| Dec 29 | @ Hou | W | p | 0 | 0 | 0 | 0.0 | 0.0 | 0 | 0 | 0 | 0 | 0 | 0 | 0 | 0 | 0 | 0 |
| Totals | | | | 9-7 | 16/0 | 0 | 0 | 0 | 0.0 | 0.0 | 0 | 0 | 0 | 0 | 0 | 0 | 0 | 10 |
| Playoffs | | | | | | | | | | | | | | | | | | |
| Jan 4 | @ NE | W | p | 0 | 0 | 0 | 0.0 | 0.0 | 0 | 0 | 0 | 0 | 0 | 0 | 0 | 0 | 0 | 0 |
| Jan 11 | @ Bal | W | p | 0 | 0 | 0 | 0.0 | 0.0 | 0 | 0 | 0 | 0 | 0 | 1 | 0 | 0 | 0 | 0 |
| Jan 19 | @ KC | L | p | 0 | 0 | 0 | 0.0 | 0.0 | 0 | 0 | 0 | 0 | 0 | 0 | 0 | 0 | 0 | 0 |
| Totals | | | | 2-1 | 3/0 | 0 | 0 | 0 | 0.0 | 0.0 | 0 | 0 | 0 | 0 | 1 | 0 | 0 | 0 |

DANE CRUIKSHANK'S NFL STATISTICS

REGULAR SEASON

| Year | Team | GP | GS | TACKLES | | | | | | INTERCEPTIONS | | | | | | FUMBLES | | | |
|-------------------|-----------|-----------|----------|----------|----------|----------|------------|------------|----------|---------------|----------|----------|----------|----------|----------|----------|----------|----------|-----------|
| | | | | Tot | Solo | Asst | Sk | Yds | QBP | TFL | No | Yds | Lg | TD | PD | FF | FR | Yds | SpT |
| 2018 | Tennessee | 12 | 0 | 2 | 2 | 0 | 0.0 | 0.0 | 0 | 0 | 0 | 0 | 0 | 0 | 0 | 0 | 0 | 0 | 8 |
| 2019 | Tennessee | 16 | 0 | 0 | 0 | 0 | 0.0 | 0.0 | 0 | 0 | 0 | 0 | 0 | 0 | 0 | 0 | 0 | 0 | 10 |
| NFL Totals | | 28 | 0 | 2 | 2 | 0 | 0.0 | 0.0 | 0 | 0 | 0 | 0 | 0 | 0 | 0 | 0 | 0 | 0 | 18 |

PLAYOFFS

| Year | Team | GP | GS | TACKLES | | | | | | INTERCEPTIONS | | | | | | FUMBLES | | | |
|-------------------|-----------|----------|----------|----------|----------|----------|------------|------------|----------|---------------|----------|----------|----------|----------|----------|----------|----------|----------|----------|
| | | | | Tot | Solo | Asst | Sk | Yds | QBP | TFL | No | Yds | Lg | TD | PD | FF | FR | Yds | SpT |
| 2019 | Tennessee | 3 | 0 | 0 | 0 | 0 | 0.0 | 0.0 | 0 | 0 | 0 | 0 | 0 | 0 | 1 | 0 | 0 | 0 | 0 |
| NFL Totals | | 3 | 0 | 0 | 0 | 0 | 0.0 | 0.0 | 0 | 0 | 0 | 0 | 0 | 0 | 1 | 0 | 0 | 0 | 0 |

Single-Game Highs

Tackles - 2 vs. Baltimore (10/14/18)

Special Teams Tackles - 2 (Five times, last vs. Jacksonville, 11/24/19)

Playoff Single-Game Highs

Passes Defended - 1 at Baltimore (1/11/20)

Additional Statistics

Receptions - 1 for 66 yards and a touchdown vs. Houston (9/16/18)

Kickoff Returns - 1 for 39 yards vs. Indianapolis (12/30/18)

Blocked Extra Point - 1 at Carolina (11/3/19)

Blocked Field Goal - 1 at Indianapolis (12/1/19)



84 COREY DAVIS

WIDE RECEIVER • 6'3" • 209 LBS • COLLEGE: WESTERN MICHIGAN
ACQUIRED: 1ST ROUND - 2017 • NFL EXPERIENCE (NFL/TITANS): 3/3
HOMETOWN: WHEATON, ILL.
GAMES PLAYED/GAMES STARTED: 42/36 (PLAYOFFS: 5/5)



PRO: The Titans selected Corey Davis with the fifth-overall pick in the 2017 NFL Draft, which was obtained in a 2016 trade with the Los Angeles Rams. After appearing in 11 games as a rookie, he led the Titans offense in 2018 with 65 receptions, 891 receiving yards and four receiving touchdowns. The 6-foot-3-inch, 209-pound wide receiver brings a complete skill set to his position, excelling in route running, making plays after the catch, and blocking. His 5,285 receiving yards at Western Michigan set an all-time FBS record, and he became the second player in FBS history to record 52 career receiving touchdowns. Davis became the highest drafted player from Western Michigan and the first first-rounder from the school since Jason Babin in 2004. The fifth pick was the highest selection ever used by the Titans/Oilers on a wide receiver by 11 slots, topping the 1998 choice of Kevin Dyson with the 16th pick.

CAREER HIGHLIGHTS:

- In 2018, Davis led the Titans with 65 receptions, 891 receiving yards and four touchdowns. His yardage total ranked ninth among all AFC wide receivers.
- In a playoff game at New England on Jan. 13, 2018, Davis caught two touchdown passes to tie the franchise single-game postseason record (five previous times). He became the first player to accomplish the feat in the postseason since wide receiver Haywood Jeffires did so at Buffalo on Jan. 3, 1993. Davis was the first NFL rookie with two touchdown receptions in a playoff game since Panthers receiver Kelvin Benjamin on Jan. 10, 2015.
- In Week 1 of the 2017 season, Davis caught six passes for 69 yards. This reception total ranks second among all rookies in Week 1 games in the "Titans era" (1999-present).
- Davis set an FBS all-time record with 5,285 career receiving yards.
- In 2016, Davis was a consensus All-American selection after tying for the FBS lead with 19 touchdown receptions, ranking seventh nationally with 1,500 receiving yards, and ranking eighth with 97 catches.
- Davis set Western Michigan records for single-season touchdown receptions (19), single-game receiving yards (272), touchdown receptions in a bowl game (three), career receptions (332), career touchdown receptions (52) and career receiving yards (5,285).

TITANS TIDBITS:

- Davis and his six siblings survived a tough economic upbringing in Wheaton, Ill. While he has always maintained a loving relationship with his parents, Olasheni Timson and Michelle Davis, he made the decision as a high school junior to move into the home of Robin and Dan Graham, who became his legal guardians. Dan, Corey Davis' youth football coach, was an offensive lineman for the Tampa Bay Buccaneers. His son, Ryan Graham, played youth and high school football with Davis and currently plays quarterback at Northern Illinois.
- Davis' brother, Titus, played football at Central Michigan and was signed by the Chargers as a rookie free agent in 2015. Titus also spent time with the Jets, Bills and Bears.
- One of Davis' favorite quotes is "Never die easy" by Walter Payton, who used the saying as the title to his autobiography.

CAREER TRANSACTIONS:

- The Wheaton, Ill., native was selected by the Titans in the first round (fifth overall) of the 2017 NFL Draft.

SEASON RECAPS:

2019 (15/11, 3/3): Played in 15 games with 11 starts at wide receiver and

ranked second on the team with 601 receiving yards and 43 receptions with two touchdowns. Started all three postseason contests at wide receiver and tied for the team lead with six catches for a team-best 68 receiving yards with a touchdown. Led or tied for the team lead in receptions four times in 2019 (at ATL, vs. LAC, at HOU, at KC). Led the team in receiving yards twice in 2019 (vs. LAC, at KC).

- At Cleveland (9/8), started at wide receiver. Supplied a key block on Derrick Henry's 75-yard touchdown catch late in the third quarter.
- Against Indianapolis (9/15), saw action as a reserve at wide receiver and caught three passes for 38 yards. In the first quarter, recorded his 100th career catch on a six-yard grab. Set up the Titans' second touchdown with a 25-yard reception down to the Colts' three-yard line in the third quarter.
- At Jacksonville (9/19), started at wide receiver and grabbed three receptions for 44 yards. Kept the Titans' touchdown drive alive with an 11-yard catch on third-and-nine in the final quarter.
- At Atlanta (9/29), started at wide receiver and led the team with five catches for 91 yards with a touchdown. Extended the Titans' second touchdown drive with a 16-yard catch on third-and-15 in the first quarter. Increased the Titans lead to 24-7 with a 23-yard touchdown reception on third-and-five late in the second quarter.
- Against Buffalo (10/6), played as a reserve at wide receiver and grabbed two passes for 28 yards.
- At Denver (10/13), started at wide receiver and posted three catches for 36 yards.
- Against L.A. Chargers (10/20), started at wide receiver and tied for the team lead with six receptions for a team-best 80 receiving yards with a touchdown. Evened the score at 10-10 with an eight-yard touchdown catch late in the second quarter. Kept the Titans' final touchdown drive alive with a 38-yard catch-and-run reception on third-and-one in the final stanza.
- Against Tampa Bay (10/27), started at wide receiver and collected two receptions for nine yards.
- At Carolina (11/3), started at wide receiver and hauled in four passes for 48 yards. Kept the Titans' final touchdown drive alive with a seven-yard catch on fourth-and-three in the fourth quarter.
- Against Kansas City (11/10), was inactive.
- Against Jacksonville (11/24), started at wide receiver and snared two receptions for 29 yards. Set up the Titans' opening touchdown with a 24-yard catch in the second quarter.
- At Indianapolis (12/1), started at wide receiver and collected one reception for 23 yards. Produced a physical 23-yard catch during the Titans' initial touchdown drive in the first quarter.
- At Oakland (12/8), started at wide receiver and grabbed two receptions for 34 yards. Helped set up the Titans' third touchdown with a 24-yard catch down to the Raiders' 13-yard line in the second quarter.
- Against Houston (12/15), played as a reserve at wide receiver and hauled in three passes for 57 yards. Helped set up the Titans first touchdown with a 16-yard reception in the third quarter.
- Against New Orleans (12/22), started at wide receiver and caught three passes for 40 yards.
- At Houston (12/29), started at wide receiver and tied for the team lead with four catches for 44 yards. Extended the Titans' second touchdown drive with a pair of third-down conversions: a 12-yard catch on third-and-nine and a five-yard grab to the Texans' one-yard line on third-and-two.
- At New England (1/4), started at wide receiver.
- At Baltimore (1/11), started at wide receiver and snared a touchdown. Extended the Titans lead to 21-6 by snaring a three-yard touchdown pass from Derrick Henry out of the wildcat formation midway through the third stanza.
- At Kansas City (1/19), started at wide receiver and led the team with five

catches and 65 receiving yards.

2018 (16/16): Started all 16 games at wide receiver and led the team with 65 catches, 891 receiving yards and four receiving touchdowns which were all career-highs. Rushed six times for 55 yards. Led or tied for the team lead in receptions 10 times (at MIA, vs. HOU, vs. PHI, at BUF, at DAL, vs. NE, vs. NYJ, at NYG, vs. WAS, vs. IND). Led the team in receiving yards eight times (at MIA, at JAX, vs. PHI, at BUF, vs. NE, at HOU, at NYG, vs. IND). Posted two career 100-yard receiving performances (vs. PHI, vs. NE). Posted his first career regular season touchdown against Philadelphia (9/30/18). Posted career-highs with nine receptions and 161 receiving yards against Philadelphia (9/30/18).

- At Miami (9/9), led the team with six receptions and 62 receiving yards. Extended the Titans' first scoring drive with a 17-yard reception on third-and-six in the first quarter. Kept the Titans' scoring drive alive with a 15-yard catch on third-and-nine on the first play of the fourth quarter.

- Against Houston (9/16), led the team with five receptions for 55 yards. Kept the Titans' second touchdown drive alive with a seven-yard catch on third-and-four late in the first quarter.

- At Jacksonville (9/23), snared two receptions for a team-high 34 yards. Kept the Titans' game-winning scoring drive alive with a 12-yard grab on third-and-five in the fourth quarter.

- Against Philadelphia (9/30), led the team with a career-best 161 receiving yards on a career-high nine receptions with his first career touchdown grab in the regular season. Became the third player in NFL history to score a touchdown in the final 10 seconds of overtime. Kept the Titans' initial scoring drive alive with a 28-yard grab on third-and-three in the first quarter. Extended the Titans' first touchdown drive with a 20-yard catch on third-and-one in the third stanza. Kickstarted a Titans' touchdown drive with a career-long 51-yard bomb from Marcus Mariota midway through the fourth quarter. Gave the Titans' 26-23 overtime victory with a leaping, 10-yard touchdown grab on third-and-10 with five seconds remaining in the extra session.

- At Dallas (11/5), led the team with six catches for 56 yards. Extended the Titans' initial touchdown drive with a 17-yard grab on third-and-nine in the opening quarter. Kept the Titans' final touchdown drive alive with an eight-yard catch on third-and-six in the fourth quarter.

- Against New England (11/11), led the team with seven catches and 125 receiving yards with a touchdown. Kickstarted the Titans' opening touchdown drive with a 24-yard grab over the middle. Increased the Titans lead to 14-3 with a 23-yard touchdown grab midway through the first quarter. Extended the Titans' third touchdown drive with a 20-yard reception on third-and-14 in the second quarter.

- At Houston (11/26), led the team with 96 receiving yards on four receptions, including a touchdown. On a 19-yard catch in the first quarter, reached the 1,000-yard receiving mark for his career. Took a reverse handoff from Derrick Henry and scampered 39 yards in the second quarter. Cut the Texans lead to 27-17 with a 48-yard touchdown catch on third-and-seven late in the third quarter.

- Against N.Y. Jets (12/2), snared three receptions for 42 yards with the game-winning touchdown. Gave the Titans a 26-22 lead with an 11-yard touchdown grab on third-and-seven with 36 seconds left in the game.

- At N.Y. Giants (12/16), tied for the team lead with three catches for a team-best 33 receiving yards. Converted a pair of third downs, an 11-yard catch on third-and-nine and a 17-yard reception on third-and-12, during the Titans' opening touchdown drive in the first quarter.

2017 (11/9, 2/2): Played in 11 games with nine starts at wide receiver during his rookie campaign and recorded 34 receptions for 375 yards. Was inactive for five games. Started his first two career postseason contests and tied for the team lead with nine catches for 98 yards with a team-best two receiving touchdowns. Tied for the team lead in receptions twice in 2017 (at IND, vs. LAR). Led the team in receiving yards once in 2017 (vs. LAR). Appeared in his first career NFL game against Oakland (9/10/17). Made his first career NFL start at Jacksonville (9/17/17).

- Against Oakland (9/10), played as a reserve at wide receiver in his NFL debut and finished second on the team with six receptions for 69 yards. In the team's "Titans era" (1999-2017), his reception total ranks second among all rookies in Week 1 games. Only Tajaé Sharpe had more, with seven catches (9/11/16). Only Sharpe (76 yards) and Kenny Britt (85 yards on 9/10/09) had more receiving yards than Davis in a rookie Week 1 debut. Registered his first career reception and extended the Titans' opening touchdown drive with a leaping 23-yard catch down the right sideline on third-and-eight in the first quarter.

- At Jacksonville (9/17), made his first career start at wide receiver and

caught one pass for four yards before leaving the game in the second quarter with an injury.

- Against Baltimore (11/5), returned to the lineup as a starter at wide receiver and snared two receptions for 28 yards. Helped set up the Titans' first touchdown of the afternoon with a 23-yard, toe-drag reception along the right sideline in the first quarter.

- At Pittsburgh (11/16), started at wide receiver and grabbed three receptions for 27 yards. Extended the Titans' first touchdown drive with a 15-yard, toe-drag reception along the sideline in the first quarter.

- At Indianapolis (11/26), started at wide receiver and tied for the team lead with four receptions for 39 yards. Hauled in a leaping 19-yard reception during the Titans' game-winning touchdown drive in the fourth quarter.

- Against Los Angeles Rams (12/24), started at wide receiver and tied for the team lead with six receptions for a team-best 91 receiving yards.

Extended the Titans' opening scoring drive with a leaping, 18-yard catch on third-and-six. Hauled in a season-long 37-yard reception.

- At Kansas City (1/6), started at wide receiver and hauled in four passes for 35 yards in his first career postseason game.

- At New England (1/13), started at wide receiver and grabbed five passes for 63 yards with his first two career touchdowns. Gave the Titans a 7-0 lead with an acrobatic, one-handed 15-yard touchdown catch with 1:14 left to play in the opening quarter. Kept the Titans' final touchdown drive alive with a 17-yard catch on fourth-and-11. Got open in the corner of the end zone and hauled in an 11-yard touchdown reception with 1:55 left to play in the fourth quarter.

COLLEGE:

- In four seasons at Western Michigan (2013-16), Davis played and started 50 games. He registered 332 career receptions for 5,285 yards and 52 touchdowns, setting the Mid-American Conference record in each category and becoming the only player in FBS history with 300 catches, 5,000 yards and 50 touchdowns. His 5,285 career receiving yards were the most in FBS history, and he ended his career ranked second all-time in FBS history with 52 career receiving touchdowns (60 by Jarrett Dillard). Davis' 332 career receptions ranked fourth all-time in FBS annals.

- As a senior (2016), played and started 13 games and set career highs with 97 receptions, 1,500 receiving yards and 19 touchdowns. He helped his team win the MAC and go undefeated until a Cotton Bowl loss. He had five games of 100-plus yards and six games of two or more receiving touchdowns. His receiving yardage total ranked seventh in FBS, while his reception total was eighth. Named a Biletnikoff Award semifinalist and earned All-American honors from Associated Press (first-team), FWAA (first-team), Phil Steele (first-team), USA Today, Sporting News and Sports Illustrated. Named Mid-American Conference Offensive Player of the Year. At Ball State (11/1), posted 12 catches for a WMU-record 272 yards with three touchdowns and was named MAC Player of the Week.

- As a junior (2015), played and started 13 games and caught 90 passes for 1,436 yards and 12 touchdowns. Finished fifth in the nation and second in the MAC in receiving yards, and his 6.9 receptions per game ranked third in the league and 11th nationally. He ended the season with seven consecutive 100-yard games and nine total for the year and was named first-team All-MAC.

- As a sophomore (2014), finished with 78 receptions for 1,408 yards and 15 touchdowns in 12 games (all starts). Ranked seventh in the nation and first in the MAC in receiving yards. Named first-team All-MAC and Phil Steele first-team All-MAC. Went over 100 yards receiving in eight games.

- As a freshman (2013), played and started 11 games and set WMU freshman records for receiving yards (941), receptions (67) and 100-yard games (five). Named MAC Freshman of the Year, earned Freshman All-America honors from FWAA and College Football News, and was a second-team All-MAC selection.

- Majored in sports management at Western Michigan.

PERSONAL:

- Attended Wheaton-Warrenville (Ill.) High School, where he totaled 45 receptions and six receiving touchdowns as a senior. He added three touchdowns on returns and was named all-conference and all-area.

- Follow Davis on Twitter at @c_davis_81, on Instagram at @coreydavis84, and on Snapchat at coreydavis3.

- List of favorites: (TV show) "Game of Thrones"; (movie) "Friday Night Lights"; (musician) Future; (athlete as a child) Walter Payton; (food) deep dish pizza; and (song on his pregame playlist) "Over" by Drake.

- Born Corey Damon Davis on Jan. 11, 1995 in Chicago, Ill.

COREY DAVIS' GAME-BY-GAME

2017 Tennessee Titans

| Date | Opp. | W/L | P/S | No | Yds | Avg | Lg | TD |
|-----------------|-------|------------|-------------|-----------|------------|-------------|-----------|----------|
| Sept 10 | Oak | L | p | 6 | 69 | 11.5 | 23 | 0 |
| Sept 17 | @ Jax | W | S | 1 | 4 | 4.0 | 4 | 0 |
| Sept 24 | Sea | W | IA | | | | | |
| Oct 1 | @ Hou | L | IA | | | | | |
| Oct 8 | @ Mia | L | IA | | | | | |
| Oct 16 | Ind | W | IA | | | | | |
| Oct 22 | @ Cle | W | IA | | | | | |
| Nov 5 | Bal | W | S | 2 | 28 | 14.0 | 23 | 0 |
| Nov 12 | Cin | W | S | 4 | 48 | 12.0 | 19 | 0 |
| Nov 16 | @ Pit | L | S | 3 | 27 | 9.0 | 15 | 0 |
| Nov 26 | @ Ind | W | S | 4 | 39 | 9.8 | 19 | 0 |
| Dec 3 | Hou | W | S | 2 | 12 | 6.0 | 13 | 0 |
| Dec 10 | @ Ari | L | p | 3 | 29 | 9.7 | 22 | 0 |
| Dec 17 | @ SF | L | S | 3 | 28 | 9.3 | 13 | 0 |
| Dec 24 | LAR | L | S | 6 | 91 | 15.2 | 37 | 0 |
| Dec 31 | Jax | W | S | 0 | 0 | - | 0 | 0 |
| Totals | | 9-7 | 11/9 | 34 | 375 | 11.0 | 37 | 0 |
| Playoffs | | | | | | | | |
| Jan 6 | @ KC | W | S | 4 | 35 | 8.8 | 13 | 0 |
| Jan 13 | @ NE | L | S | 5 | 63 | 12.6 | 17 | 2 |
| Totals | | 1-1 | 2/2 | 9 | 98 | 10.9 | 17 | 2 |

2018 Tennessee Titans

| Date | Opp. | W/L | P/S | No | Yds | Avg | Lg | TD |
|---------|-------|-----|-----|----|-----|------|----|----|
| Sept 9 | @ Mia | L | S | 6 | 62 | 10.3 | 18 | 0 |
| Sept 16 | Hou | W | S | 5 | 55 | 11.0 | 18 | 0 |
| Sept 23 | @ Jax | W | S | 2 | 34 | 17.0 | 22 | 0 |
| Sept 30 | Phi | W | S | 9 | 161 | 17.9 | 51 | 1 |
| Oct 7 | @ Buf | L | S | 4 | 49 | 12.3 | 23 | 0 |
| Oct 14 | Bal | L | S | 1 | 24 | 24.0 | 24 | 0 |
| Oct 21 | @ LAC | L | S | 3 | 10 | 3.3 | 5 | 0 |
| Nov 5 | @ Dal | W | S | 6 | 56 | 9.3 | 17 | 0 |

| | | | | | | | | |
|---------------|-------|------------|--------------|-----------|------------|-------------|-----------|----------|
| Nov 11 | NE | W | S | 7 | 125 | 17.9 | 27 | 1 |
| Nov 18 | @ Ind | L | S | 2 | 30 | 15.0 | 23 | 0 |
| Nov 26 | @ Hou | L | S | 4 | 96 | 24.0 | 48t | 1 |
| Dec 2 | NYJ | W | S | 3 | 42 | 14.0 | 22 | 1 |
| Dec 6 | Jax | W | S | 2 | 21 | 10.5 | 13 | 0 |
| Dec 16 | @ NYG | W | S | 3 | 33 | 11.0 | 17 | 0 |
| Dec 22 | Was | W | S | 3 | 45 | 15.0 | 16 | 0 |
| Dec 30 | Ind | L | S | 5 | 48 | 9.6 | 18 | 0 |
| Totals | | 9-7 | 16/16 | 65 | 891 | 13.7 | 51 | 4 |

2019 Tennessee Titans

| Date | Opp. | W/L | P/S | No | Yds | Avg | Lg | TD |
|-----------------|-------|------------|--------------|-----------|------------|-------------|-----------|----------|
| Sept 8 | @ Cle | W | S | 0 | 0 | - | 0 | 0 |
| Sept 15 | Ind | L | p | 3 | 38 | 12.7 | 25 | 0 |
| Sept 19 | @ Jax | L | S | 3 | 44 | 14.7 | 19 | 0 |
| Sept 29 | @ Atl | W | S | 5 | 91 | 18.2 | 23t | 1 |
| Oct 6 | Buf | L | p | 2 | 28 | 14.0 | 23 | 0 |
| Oct 13 | @ Den | L | p | 3 | 36 | 12.0 | 18 | 0 |
| Oct 20 | LAC | W | S | 6 | 80 | 13.3 | 38 | 1 |
| Oct 27 | TB | W | S | 2 | 9 | 4.5 | 8 | 0 |
| Nov 3 | @ Car | L | S | 4 | 48 | 12.0 | 18 | 0 |
| Nov 10 | KC | W | IA | | | | | |
| Nov 24 | Jax | W | S | 2 | 29 | 14.5 | 24 | 0 |
| Dec 1 | @ Ind | W | S | 1 | 23 | 23.0 | 23 | 0 |
| Dec 8 | @ Oak | W | S | 2 | 34 | 17.0 | 24 | 0 |
| Dec 15 | Hou | L | p | 3 | 57 | 19.0 | 22 | 0 |
| Dec 22 | NO | L | S | 3 | 40 | 13.3 | 22 | 0 |
| Dec 29 | @ Hou | W | S | 4 | 44 | 11.0 | 16 | 0 |
| Totals | | 9-7 | 15/11 | 43 | 601 | 14.0 | 38 | 2 |
| Playoffs | | | | | | | | |
| Jan 4 | @ NE | W | S | 0 | 0 | - | 0 | 0 |
| Jan 11 | @ Bal | W | S | 1 | 3 | 3.0 | 3t | 1 |
| Jan 19 | @ KC | L | S | 5 | 65 | 13.0 | 22 | 0 |
| Totals | | 2-1 | 3/3 | 6 | 68 | 11.3 | 22 | 1 |

COREY DAVIS' NFL STATISTICS

REGULAR SEASON

| Year | Team | GP | GS | No | Yds | Avg | Lg | TD | Att | Yds | Avg | Lg | TD |
|-------------------|-----------|-----------|-----------|------------|--------------|-------------|-----------|----------|----------|-----------|------------|-----------|----------|
| 2017 | Tennessee | 11 | 9 | 34 | 375 | 11.0 | 37 | 0 | 0 | 0 | - | 0 | 0 |
| 2018 | Tennessee | 16 | 16 | 65 | 891 | 13.7 | 51 | 4 | 6 | 55 | 9.2 | 39 | 0 |
| 2019 | Tennessee | 15 | 11 | 43 | 601 | 14.0 | 38 | 2 | 0 | 0 | - | 0 | 0 |
| NFL Totals | | 42 | 36 | 142 | 1,867 | 13.1 | 51 | 6 | 6 | 55 | 9.2 | 39 | 0 |

PLAYOFFS

| Year | Team | GP | GS | No | Yds | Avg | Lg | TD | Att | Yds | Avg | Lg | TD |
|-------------------|-----------|----------|----------|-----------|------------|-------------|-----------|----------|----------|----------|----------|----------|----------|
| 2017 | Tennessee | 2 | 2 | 9 | 98 | 10.9 | 17 | 2 | 0 | 0 | - | 0 | 0 |
| 2019 | Tennessee | 3 | 3 | 6 | 68 | 11.3 | 22 | 1 | 0 | 0 | - | 0 | 0 |
| NFL Totals | | 5 | 5 | 15 | 166 | 11.1 | 22 | 3 | 0 | 0 | - | 0 | 0 |

Single-Game Highs

Receptions - 9 vs. Philadelphia (9/30/18)
 Receiving Yards - 161 vs. Philadelphia (9/30/18)
 Long Reception - 51 vs. Philadelphia (9/30/18)
 Touchdowns - 1 (Six times, last vs. L.A. Chargers 10/20/19)

Playoff Single-Game Highs

Receptions - 5 (Twice, last at Kansas City 1/19/20)
 Receiving Yards - 65 at Kansas City (1/19/20)
 Long Reception - 22 at Kansas City (1/19/20)
 Touchdowns - 2 at New England (1/13/18)

Additional Career Statistics

Misc. Tackles - 1 (2017), 1 (2018), 1 (2019)
 Forced Fumble - 1 (2018)



64 NATE DAVIS

OFFENSIVE LINEMAN • 6'3" • 316 LBS • COLLEGE: CHARLOTTE
ACQUIRED: 3RD ROUND - 2019 • NFL EXPERIENCE (NFL/TITANS): ROOKIE
HOMETOWN: ASHBURN, VA.
GAMES PLAYED/GAMES STARTED: 13/12 (PLAYOFFS: 3/3)



PRO: The Titans selected Nate Davis in the third round (82nd overall) of the 2019 NFL Draft. The 6-foot-3-inch, 316-pounder brings quick feet and physicality to the trenches of the offensive line. The Ashburn, Va., native appeared in 41 contests with 37 starts at both guard and tackle over four seasons for the Charlotte 49ers.

TITANS TIDBITS:

- Growing up, Davis was 'always a pretty big kid.' He played on the offensive or defensive line during Pop Warner, and estimates that in the fourth grade he weighed around 200 pounds.
- Davis was invited to the 2019 Senior Bowl, which he credits for helping him during the draft process. He went head-to-head with defensive linemen from larger conferences, and as an athlete from a smaller conference, he credits his performance at the Senior Bowl for helping put his name into the conversation ahead of the draft.
- Davis' father purchased him a fishing rod as a child and would take him to the pond near their home in Ashton, Va., to fish and relax.
- Davis is a car enthusiast who has a knack for identifying the year, make and model of a car. He lists his dream car as a Rolls-Royce.

CAREER TRANSACTIONS:

- The Ashburn, Va., native was selected by the Titans in the third round (82nd overall) of the 2019 NFL Draft.

SEASON RECAPS:

2019 (13/12, 3/3): Played in 13 games with 12 starts at right guard and helped Derrick Henry lead the NFL with 1,540 rushing yards. Started all three postseason contests at right guard. Appeared in his first career NFL contest at Atlanta (9/29/19). Made his first career NFL start against Buffalo (10/6/19).

- At Cleveland (9/8), was inactive.
- Against Indianapolis (9/15), was inactive.
- At Jacksonville (9/19), was inactive.
- At Atlanta (9/29), made his NFL debut as a reserve at right guard. Was a part of an offensive front that did not allow a sack on 27 pass attempts, while opening holes for Titans' ball carriers to gain 138 yards on the ground.
- Against Buffalo (10/6), started his first career NFL contest at right guard.
- At Denver (10/13), started at right guard.
- Against L.A. Chargers (10/20), started at right guard but left the game in the second quarter with an injury.
- Against Tampa Bay (10/27), started at right guard.
- At Carolina (11/3), started at right guard.
- Against Kansas City (11/10), started at right guard and helped open holes for Titans' rushers to gain 225 yards on the ground.
- Against Jacksonville (11/24), started at right guard and blocked for Titans' ball carriers to gain 219 rushing yards.
- At Indianapolis (12/1), started at right guard and helped open holes for Derrick Henry to collect 149 rushing yards on 26 carries.
- At Oakland (12/8), started at right guard and was a part of an offensive front that blocked for Titans' ball carriers to gain 161 yards on the ground, while also not allowing a sack on 27 pass attempts.
- Against Houston (12/15), started at right guard and was a member of an offensive line that opened holes for Titans' rushers to gain 163 yards on the ground.
- Against New Orleans (12/22), started at right guard and helped the Titans amass 149 rushing yards on 26 carries.
- At Houston (12/29), started at right guard and was a part of an offensive front that blocked for Derrick Henry to amass 211 yards on the ground and

become the NFL's leading rusher in 2019.

- At New England (1/4), started at right guard in his first career postseason game and was a member of an offensive front that opened holes for Derrick Henry to collect 182 yards on the ground.
- At Baltimore (1/11), started at right guard and was a part of an offensive line that blocked for Derrick Henry to collect a franchise postseason record 195 rushing yards.
- At Kansas City (1/19), started at right guard.

COLLEGE:

- In four seasons at Charlotte (2015-18), Davis appeared in 41 career games with 37 starts. A four-year starter on the offensive line, Davis started at guard from 2015-17 before switching to right tackle for his senior season in 2018.

AS A SENIOR (2018), appeared in eight games with seven starts at tackle. Blocked for the league's fifth-best rushing attack which averaged 159.9 yards per game. Helped create lanes for running back Benny LeMay to record a 1,000-yard season. Earned First Team All-C-USA recognition by Phil Steele and Second Team All-C-USA recognition by the league's coaches. Named Charlotte's Best Offensive Player for 2018 by SB Nation.

AS A JUNIOR (2017), started all 12 games at right guard. Helped the 49ers rushing offense rank eighth in C-USA, averaging 166.2 yards per game. Was part of an offensive line that ranked fifth in sacks allowed with 22. Earned Honorable Mention All-C-USA honors.

AS A SOPHOMORE (2016), saw action in nine games with eight starts at right guard and helped the 49ers run game rank sixth in C-USA averaging 176.2 yards per game. Earned Honorable Mention All-C-USA honors.

AS A FRESHMAN (2015), appeared in all 12 games with 10 starts at right guard.

- Redshirted in 2014.
- Majored in Africana studies and minored in American studies at Charlotte.

PERSONAL:

- Attended Stone Bridge (Va.) High School and was a first-team all-state and 5A North All-Region First Team lineman. Davis was a four-year letterman in high school.
- Helped lead the Bulldogs to a Liberty District Championship as a senior in 2014.
- In 2013, he was named team MVP, captain, and first-team All-Liberty conference en route to helping the Bulldogs win the Virginia AAA Div. 5 Championship.
- Has one older sister, Kimberley.
- Son of Ken and Natalie Davis.
- Follow Davis on Twitter at @Nate_Davis73.
- Follow Davis on Instagram at @Nate.Davis64.
- List of favorites: (TV show) "Black-ish"; (movie) "The Dark Knight"; (musician) Drake; (food) chicken wings; and (dessert) ice cream.
- Born Nathaniel Matthew Eugene Davis on Sept. 23, 1996 in York, Maine.

NATE DAVIS' COLLEGE STATISTICS

REGULAR SEASON

| Year | Team | GP | GS |
|----------------|-----------|----------|----|
| 2014 | Charlotte | Redshirt | |
| 2015 | Charlotte | 12 | 10 |
| 2016 | Charlotte | 9 | 8 |
| 2017 | Charlotte | 12 | 12 |
| 2018 | Charlotte | 8 | 7 |
| College Totals | | 41 | 37 |

Starts Breakdown:

2015 - RG 10; 2016 - RG 8; 2017 - RG 12;
2018 - T 7

NATE DAVIS' NFL STATISTICS

REGULAR SEASON

| Year | Team | GP | GS |
|------------|-----------|----|----|
| 2019 | Tennessee | 13 | 12 |
| NFL Totals | | 13 | 12 |

PLAYOFFS

| Year | Team | GP | GS |
|------------|-----------|----|----|
| 2019 | Tennessee | 3 | 3 |
| NFL Totals | | 3 | 3 |

Starts Breakdown:

2019 - RG 12 (Playoffs - RG 3)

Additional Career Statistics

Misc. Tackles - **3 (2019)**



12 RASHARD DAVIS

WIDE RECEIVER • 5'9" • 175 LBS • COLLEGE: JAMES MADISON

ACQUIRED: FREE AGENT - 2019 • NFL EXPERIENCE (NFL/TITANS): 1/1

HOMETOWN: CHARLOTTESVILLE, VA

GAMES PLAYED/GAMES STARTED: 1/0 (PLAYOFFS: 1/0)



PRO: The Titans signed Rashard Davis to the practice squad during Week 10 of the 2019 season and elevated him to the active roster prior to Week 17 to add depth to the receiving corps and as a return specialist. The 5-foot-9-inch, 175-pounder was originally signed by the Philadelphia Eagles as a rookie free agent following the 2017 NFL Draft. The Charlottesville, Va., native has also spent time with the Oakland Raiders and Kansas City Chiefs.

TITANS TIDBITS:

- Davis was drafted No. 1 overall by the D.C. Defenders in the 2019 XFL Draft.
- He was a member of the Philadelphia Eagles practice squad when the team won Super Bowl LII.
- Davis was a dual-threat quarterback at Charlottesville (Va.) High School, throwing for 1,074 yards and 15 touchdowns and recording 130 rushes for 1,383 yards and 17 touchdowns as a senior.

CAREER TRANSACTIONS:

- The Charlottesville, Va., native originally signed with the Philadelphia Eagles following the 2017 NFL Draft.
- Waived by the Eagles on Sept. 1, 2017.
- Signed by the Eagles to the team's practice squad on Oct. 4, 2017.
- Waived by the Eagles on Oct. 10, 2017.
- Signed by the Eagles to the team's practice squad on Oct. 19, 2017.
- Waived by the Eagles on Dec. 14, 2017.
- Signed by the Eagles to the team's practice squad on Dec. 27, 2017.
- Signed by the Eagles as a free agent on Feb. 7, 2018.
- Waived by the Eagles on Sept. 1, 2018 and signed to the practice squad a day later.
- Waived by the Eagles on Sept. 7, 2018.
- Signed by the Oakland Raiders to the team's practice squad on Nov. 14, 2018.
- Waived by the Raiders on Nov. 20, 2018.
- Signed by the Raiders to the team's practice squad on Dec. 27, 2018.
- Waived by the Raiders on April 30, 2019.
- Signed by Kansas City Chiefs as a free agent on May 7, 2019.
- Waived by the Chiefs on Aug. 31, 2019.
- Signed by the Titans to the team's practice squad on Nov. 5, 2019.
- Signed by the Titans to their active roster from the practice squad on Dec. 23, 2019.

SEASON RECAPS:

2019 (1/0, 1/0 - Tennessee): Appeared in one game as a reserve at wide receiver and snared one pass for 16 yards. Returned two punts for nine yards. Spent six weeks on the Titans' practice squad before being elevated to the active roster for the regular season finale. Saw action as a reserve in one postseason contest. Was inactive for the other two postseason games.

- At Houston (12/29), made his Titans debut and caught his first career pass for 16 yards. Returned two punts for nine yards.
- At New England (1/4), played as a reserve at punt returner in his first career postseason contest.
- At Baltimore (1/11), was inactive.
- At Kansas City (1/19), was inactive.

2018 (0/0 - Philadelphia; 0/0 - Oakland): Spent time on the practice squads of the Eagles and Raiders.

2017 (0/0 - Philadelphia): Spent part of the season on the Eagles practice

squad.

COLLEGE:

- Appeared in 50 games with 22 starts over four seasons (2013-16) at James Madison. Caught 114 passes for 1,549 yards and 11 touchdowns, and added 25 carries for 203 yards and two scores. Recorded one 37-yard touchdown pass. Also recorded 21 punt returns for 489 yards and four touchdowns, as well as 19 kick returns for 363 yards. Earned FCS All-America honors, named Colonial Athletic Association Special Teams Player of the Year, and first-team All-CAA recognition as a punt returner as a senior.
- As a senior (2016), played in all 15 games with 12 starts and caught 42 passes for 530 yards and three touchdowns. Returned 15 punts for 426 yards and a conference-record four touchdowns, and earned FCS All-America honors, CAA Special Teams Player of the Year, and first-team All-CAA recognition as a punt returner.
- As a junior (2015), appeared in 11 games and made nine starts. Posted 39 receptions for a career-high 592 yards and a career-high six touchdowns, and added six carries for 48 yards. Recorded five kick returns for 102 yards and returned one punt for 16 yards. Ranked eighth in CAA with 53.8 receiving yards per game.
- As a sophomore (2014), saw action in 12 games and caught 21 passes for 254 yards and two touchdowns. Tallied six rushes for 22 yards and one score. Also had six kick returns for 102 yards and three punt returns for 44 yards.
- As a freshman (2013), appeared in all 12 games and made one start. Recorded 12 receptions for 173 yards and rushed eight times for 124 yards and one touchdown.
- Majored in sport recreation management at James Madison.

PERSONAL:

- Attended Charlottesville (Va.) High School where he earned first-team All-District honors as an athlete and second-team All-District accolades at quarterback.
- Davis was a dual-threat quarterback at Charlottesville (Va.) High School, throwing for 1,074 yards and 15 touchdowns and recording 130 rushes for 1,383 yards and 17 touchdowns as a senior.
- Also ran track in high school, posting a 10.8 time in the 100-meter dash, jumping 6-1 in the high jump, and 21-2 in the long jump.
- Son of Russell and Katrina Hunter.
- Follow Davis on Instagram @sweetfeet6_.
- Follow Davis on Twitter @rasharddavis6.
- Born Rashard Markese Davis on Sept. 14, 1995 in Charlottesville, Va.

RASHARD DAVIS' GAME-BY-GAME

2019 Tennessee Titans

| Date | Opp. | W/L | P/S | No | Yds | Avg | Lg | TD |
|-----------------|-------|------------|------------|----------|-----------|-------------|-----------|----------|
| Dec 29 | @ Hou | W | p | 1 | 16 | 16.0 | 16 | 0 |
| Totals | | 1-0 | 1/0 | 1 | 16 | 16.0 | 16 | 0 |
| Playoffs | | | | | | | | |
| Jan 4 | @ NE | W | p | 0 | 0 | - | 0 | 0 |
| Jan 11 | @ Bal | W | IA | | | | | |
| Jan 19 | @ KC | | | | | | | |
| Totals | | 2-0 | 1/0 | 0 | 0 | 0.0 | 0 | 0 |

2019 Tennessee Titans

| | | | | PUNT RETURNS | | | | | | KICKOFF RETURNS | | | | |
|-----------------|-------|------------|------------|--------------|----------|----------|------------|-----------|----------|-----------------|----------|------------|----------|----------|
| Date | Opp | W-L | P/S | No | FC | Yds | Avg | Lg | TD | No | Yds | Avg | Lg | TD |
| Dec 29 | @ Hou | W | p | 2 | 3 | 9 | 4.5 | 10 | 0 | 0 | 0 | - | 0 | 0 |
| Totals | | 1-0 | 1/0 | 2 | 3 | 9 | 4.5 | 10 | 0 | 0 | 0 | - | 0 | 0 |
| Playoffs | | | | | | | | | | | | | | |
| Jan 4 | @ NE | W | p | 0 | 2 | 0 | - | 0 | 0 | 0 | 0 | - | 0 | 0 |
| Jan 11 | @ Bal | W | IA | | | | | | | | | | | |
| Jan 19 | @ KC | L | IA | | | | | | | | | | | |
| Totals | | 2-1 | 1/0 | 0 | 2 | 0 | 0.0 | 0 | 0 | 0 | 0 | 0.0 | 0 | 0 |

RASHARD DAVIS' NFL STATISTICS

REGULAR SEASON

| COLLEGE CAREER | | RECEIVING | | | | | | | RUSHING | | | | |
|----------------|--------------|-----------|----|----|-----|------|----|----|---------|-----|-----|----|----|
| Year | Team | GP | GS | No | Yds | Avg | Lg | TD | Att | Yds | Avg | Lg | TD |
| 2017 | Philadelphia | | | | | | | | | | | | |
| 2018 | Phi/Oak | | | | | | | | | | | | |
| 2019 | Tennessee | 1 | 0 | 1 | 16 | 16.0 | 16 | 0 | 0 | 0 | - | 0 | 0 |
| NFL Totals | | 1 | 0 | 1 | 16 | 16.0 | 16 | 0 | 0 | 0 | - | 0 | 0 |

REGULAR SEASON

| REGULAR SEASON | | PUNT RETURNS | | | | | | KICKOFF RETURNS | | | | | |
|----------------|--------------|--------------|----|-----|-----|----------------|----|-----------------|-----|-----|----|----|--|
| Year | Team | No | FC | Yds | Avg | Lg | TD | No | Yds | Avg | Lg | TD | |
| 2017 | Philadelphia | | | | | Practice Squad | | | | | | | |
| 2018 | Phi/Oak | | | | | Practice Squad | | | | | | | |
| 2019 | Tennessee | 2 | 3 | 9 | 4.5 | 10 | 0 | 0 | 0 | 0.0 | 0 | 0 | |
| NFL Totals | | 2 | 3 | 9 | 4.5 | 10 | 0 | 0 | 0 | 0.0 | 0 | 0 | |

PLAYOFFS

| GENERAL | | RECEIVING | | | | | | | | RUSHING | | | | |
|------------|-----------|-----------|----|----|-----|-----|----|----|-----|---------|-----|----|----|--|
| Year | Team | GP | GS | No | Yds | Avg | Lg | TD | Att | Yds | Avg | Lg | TD | |
| 2019 | Tennessee | 1 | 0 | 0 | 0 | 0.0 | - | 0 | 0 | 0 | - | 0 | 0 | |
| NFL Totals | | 1 | 0 | 0 | 0 | 0.0 | - | 0 | 0 | 0 | - | 0 | 0 | |

PLAYOFFS

| | | PUNT RETURNS | | | | | | KICKOFF RETURNS | | | | | |
|------------|-----------|--------------|----|-----|-----|----|----|-----------------|-----|-----|----|----|--|
| Year | Team | No | FC | Yds | Avg | Lg | TD | No | Yds | Avg | Lg | TD | |
| 2019 | Tennessee | 0 | 2 | 0 | 0.0 | - | 0 | 0 | 0 | 0.0 | - | 0 | |
| NFL Totals | | 0 | 2 | 0 | 0.0 | - | 0 | 0 | 0 | 0.0 | - | 0 | |

Single-Game Highs

Receptions - **1 at Houston (12/29/19)**
 Receiving Yards - **16 at Houston (12/29/19)**
 Long Reception - **16 at Houston (12/29/19)**
 Punt Returns - **2 at Houston (12/29/19)**
 Punt Return Yards - **9 at Houston (12/29/19)**
 Punt Return Long - **10 at Houston (12/29/19)**

Playoff Single-Game Highs

Punt Returns -
 Punt Return Yards -
 Punt Return Long -



28 DALYN DAWKINS

RUNNING BACK • 5'7" • 183 LBS • COLLEGE: COLORADO STATE

ACQUIRED: FREE AGENT - 2018 • NFL EXPERIENCE (NFL/TITANS): 1/1

HOMETOWN: LOUISVILLE, KY.

GAMES PLAYED/GAMES STARTED: 3/0 (PLAYOFFS: 0/0)



PRO: The Titans originally signed running back Dalyn Dawkins as a rookie free agent following the 2018 NFL Draft. The 5-foot-7-inch, 183-pounder spent majority of his rookie season on the practice squad with two stints on the active roster from Weeks 3-5 and Weeks 11-13. In three campaigns at Colorado State, Dawkins rushed 557 times for 3,185 yards and 14 touchdowns and added 70 receptions for 650 yards and three touchdowns.

TITANS TIDBITS:

- Dawkins' uncle, Brian Dawkins, is a Pro Football Hall of Fame safety and nine-time NFL Pro Bowl selection.

CAREER TRANSACTIONS:

- The Louisville, Ky., native was signed by the Titans as an undrafted free agent on May 11, 2018.
- Waived by the Titans by Sept. 1, 2018 and signed to the team's practice squad a day later.
- Signed by the Titans to their active roster from the practice squad on Sept. 18, 2018.
- Waived by the Titans by Oct. 8, 2018 and signed to the team's practice squad two days later.
- Signed by the Titans to their active roster from the practice squad on Nov. 13, 2018.
- Waived by the Titans on Dec. 3, 2018 and signed to the team's practice squad two days later.
- Waived by the Titans on Sept. 10, 2019 and signed to the team's practice squad a day later.
- Signed by the Titans to their active roster from the practice squad on Oct. 8, 2019.
- Waived by the Titans on Oct. 26, 2019 and signed to the team's practice squad three days later.
- Signed by the Titans to their active roster from the practice squad on Dec. 21, 2019.

SEASON RECAPS:

2019 (2/0, 0/0): Appeared in two games as a reserve running back and carried the ball 11 times for 26 yards. Was inactive for one contest and did not play in another game. Spent 14 weeks, including the entire postseason, on the Titans' practice squad.

- At Cleveland (9/8), was inactive.
- At Denver (10/13), saw action as a reserve at running back and carried the ball twice for two yards.
- Against L.A. Chargers (10/20), dressed but did not play.
- Against New Orleans (12/22), played as a reserve at running back and carried the ball nine times for 24 yards. Recorded carries on four consecutive plays for 26 total yards, including a 14-yard run, during a fourth-quarter touchdown drive.

2018 (1/0): Appeared in one game as a rookie. Was inactive for three contests and did not play in two other games. Spent 10 weeks on the team's practice squad over two stints during the regular season. Saw action in his first career NFL game at Jacksonville (9/23/18).

- At Jacksonville (9/23), made his NFL debut as a reserve on special teams.
- Against Philadelphia (9/30), dressed but did not play.
- At Indianapolis (11/18), dressed but did not play.

COLLEGE:

- Played his first season at Purdue before transferring to Colorado State. Appeared in 37 games with 33 starts over three seasons for the Rams.

Carried the ball 557 times for 3,185 yards and 14 touchdowns and added 70 receptions for 650 yards and three touchdowns. Returned eight kicks for 185 yards while totaling 4,020 career all-purpose yards.

- As a senior (2017), started all 13 games and rushed for 1,399 yards and eight touchdowns on 226 carries. Hauled in 26 catches for 310 yards and one touchdown. His 1,399 rushing yards were fifth-most in a single season in Colorado State history and also ranked 19th in the country.
- As a junior (2016), played in 12 games with 11 starts and carried the ball 161 times for 919 yards and four touchdowns. Added 20 receptions for 157 yards and one touchdown. Returned seven kickoffs for 169 yards and a 24.1-yard average. Posted five 110-yard rushing games on the season.
- As a redshirt sophomore (2015), appeared in 12 games with nine starts at running back and rushed for 867 yards and two touchdowns on 170 carries. Caught 24 passes for 178 yards and a score. Recorded four 100-yard rushing games.
- As a sophomore (2014), redshirted after transferring to Colorado State.
- As a true freshman (2013), played in all 12 games at Purdue and carried the ball 32 times for 115 yards and caught nine passes for 84 yards.
- Graduated from Colorado State with a degree in criminal justice in 2017.

PERSONAL:

- Attended Trinity (Ky.) High School where he rushed for 1,479 yards and 18 touchdowns and caught 38 receptions for 367 yards and five touchdowns as a senior.
- Rated as a four-star recruit by Scout and earned three stars from Rivals. Earned 2012 Louisville Courier-Journal second-team All-Kentucky honors as a senior.
- Son of Ralph and Michelle Dawkins and has two brothers, Ryan and Kaiden.
- Follow Dawkins on Twitter at @DDawk1.
- Follow Dawkins on Instagram at @totedatrockuno.
- Born Dalyn Daeel Dawkins on Dec. 26, 1994 in Louisville, Ky.

DALYN DAWKINS' GAME-BY-GAME

| 2018 Tennessee Titans | | | | | RUSHING | | | | | RECEIVING | | | | |
|-----------------------|-------|------------|------------|--|----------|----------|----------|----------|----------|-----------|----------|----------|----------|----------|
| Date | Opp | W/L | P/S | | Att | Yds | Avg | Lg | TD | No | Yds | Avg | Lg | TD |
| Sept 9 | @ Mia | L | PS | | | | | | | | | | | |
| Sept 16 | Hou | W | PS | | | | | | | | | | | |
| Sept 23 | @ Jax | W | p | | 0 | 0 | - | 0 | 0 | 0 | 0 | - | 0 | 0 |
| Sept 30 | Phi | W | DNP | | | | | | | | | | | |
| Oct 7 | @ Buf | L | IA | | | | | | | | | | | |
| Oct 14 | Bal | L | PS | | | | | | | | | | | |
| Oct 21 | @ LAC | L | PS | | | | | | | | | | | |
| Nov 5 | @ Dal | W | PS | | | | | | | | | | | |
| Nov 11 | NE | W | PS | | | | | | | | | | | |
| Nov 18 | @ Ind | L | DNP | | | | | | | | | | | |
| Nov 26 | @ Hou | L | IA | | | | | | | | | | | |
| Dec 2 | NYJ | W | IA | | | | | | | | | | | |
| Dec 6 | Jax | W | PS | | | | | | | | | | | |
| Dec 16 | @ NYG | W | PS | | | | | | | | | | | |
| Dec 22 | Was | W | PS | | | | | | | | | | | |
| Dec 30 | Ind | L | PS | | | | | | | | | | | |
| Totals | | 9-7 | 1/0 | | 0 | 0 | - | 0 | 0 | 0 | 0 | - | 0 | 0 |

| 2019 Tennessee Titans | | | | | RUSHING | | | | | RECEIVING | | | | |
|----------------------------|-------|------------|------------|--|-----------|-----------|------------|-----------|----------|-----------|----------|----------|----------|----------|
| Date | Opp | W/L | P/S | | Att | Yds | Avg | Lg | TD | No | Yds | Avg | Lg | TD |
| Sept 8 | @ Cle | W | IA | | | | | | | | | | | |
| Sept 15 | Ind | L | PS | | | | | | | | | | | |
| Released on Sept. 10, 2019 | | | | | | | | | | | | | | |
| Sept 19 | @ Jax | L | PS | | | | | | | | | | | |
| Sept 29 | @ Atl | W | PS | | | | | | | | | | | |
| Oct 6 | Buf | L | PS | | | | | | | | | | | |
| Oct 13 | @ Den | L | p | | 2 | 2 | 1.0 | 1 | 0 | 0 | 0 | - | 0 | 0 |
| Oct 20 | LAC | W | DNP | | | | | | | | | | | |
| Oct 27 | TB | W | PS | | | | | | | | | | | |
| Nov 3 | @ Car | L | PS | | | | | | | | | | | |
| Nov 10 | KC | W | PS | | | | | | | | | | | |
| Nov 24 | Jax | W | PS | | | | | | | | | | | |
| Dec 1 | @ Ind | W | PS | | | | | | | | | | | |
| Dec 8 | @ Oak | W | PS | | | | | | | | | | | |
| Dec 15 | Hou | L | PS | | | | | | | | | | | |
| Dec 22 | NO | L | p | | 9 | 24 | 2.7 | 14 | 0 | 0 | 0 | - | 0 | 0 |
| Dec 29 | @ Hou | | | | | | | | | | | | | |
| Totals | | 8-7 | 2/0 | | 11 | 26 | 2.4 | 14 | 0 | 0 | 0 | - | 0 | 0 |

DALYN DAWKINS' NFL STATISTICS

| REGULAR SEASON | | | | RUSHING | | | | | RECEIVING | | | | |
|-------------------|-----------|----------|----------|-----------|-----------|------------|-----------|----------|-----------|----------|----------|----------|----------|
| Year | Team | GP | GS | No | Yds | Avg | Lg | TD | Att | Yds | Avg | Lg | TD |
| 2018 | Tennessee | 1 | 0 | 0 | 0 | - | 0 | 0 | 0 | 0 | - | 0 | 0 |
| 2019 | Tennessee | 2 | 0 | 11 | 26 | 2.4 | 14 | 0 | 0 | 0 | - | 0 | 0 |
| NFL Totals | | 3 | 0 | 11 | 26 | 2.4 | 14 | 0 | 0 | 0 | - | 0 | 0 |

Single-Game Highs

Rushes - **9 vs. New Orleans (12/22/19)**

Rushing Yards - **24 vs. New Orleans (12/22/19)**

Long Rush - **14 vs. New Orleans (12/22/19)**



92 MATT DICKERSON

DEFENSIVE END • 6'5" • 292 LBS • COLLEGE: UCLA

ACQUIRED: FREE AGENT - 2018 • NFL EXPERIENCE (NFL/TITANS): 2/2

HOMETOWN: SAN MATEO, CALIF.

GAMES PLAYED/GAMES STARTED: 8/0 (PLAYOFFS: 3/0)



PRO: The Titans signed Matt Dickerson as a rookie free agent following the 2018 NFL Draft. As a rookie, he appeared in three games as a reserve. The 6-foot-5-inch, 292-pounder is an athletic defensive lineman with good size that moves well along the line of scrimmage. In four seasons at UCLA, Dickerson saw action in 44 games and notched 97 tackles, seven tackles for loss, four passes defended and 1.5 sacks.

TITANS TIDBITS:

- Dickerson originally committed to play for Notre Dame. However, his father, Clarence, was diagnosed with prostate cancer before he left for South Bend. Dickerson decided to stay in-state to play for the Bruins to be an hour flight from home rather than across the country. His father is in remission.
- Dickerson's father, Clarence, played college football at Henderson State (Ark.).
- Dickerson has a twin sister named Megan.

CAREER TRANSACTIONS:

- The San Mateo, Calif., native was signed by the Titans as an undrafted free agent on May 11, 2018.
- Released by the Titans on Oct. 19, 2019.
- Signed by the Titans as a free agent on Oct. 22, 2019.
- Released by the Titans on Oct. 26, 2019.
- Signed by the Titans as a free agent on Oct. 29, 2019.

SEASON RECAPS:

2019 (5/0, 3/0): Saw action as a reserve in five games and posted two tackles, a quarterback pressure and a stop for loss. Was inactive for nine games. Saw action in all three postseason contests and notched a tackle.

- At Cleveland (9/8), was inactive.
- Against Indianapolis (9/15), played as a reserve on the defensive front and tallied a quarterback pressure.
- At Jacksonville (9/19), was inactive.
- At Atlanta (9/29), was inactive.
- Against Buffalo (10/6), saw action as a reserve on the defensive front and notched a tackle.
- At Denver (10/13), was inactive.
- At Carolina (11/3), played as a reserve on the defensive front.
- Against Kansas City (11/10), saw action as a reserve on the defensive front.
- Against Jacksonville (11/24), was inactive.
- At Indianapolis (12/1), was inactive.
- At Oakland (12/8), was inactive.
- Against Houston (12/15), was inactive.
- Against New Orleans (12/22), played as a reserve at defensive end and produced a tackle for loss. Teamed with Rashaan Evans to stonewall Latavius Murray for a one-yard loss on a rush off left guard in the final quarter.
- At Houston (12/29), was inactive.
- At New England (1/4), made his postseason debut as a reserve on the defensive front and posted a tackle.
- At Baltimore (1/11), saw limited action as a reserve at defensive end.
- At Kansas City (1/19), played limited snaps as a reserve on the defensive front.

2018 (3/0): Played in three games as a rookie and collected three tackles. Was inactive for 12 games and did not play in another contest. Saw action in his first career NFL game at Jacksonville (9/23/18).

- At Jacksonville (9/23), made his NFL debut as a reserve at defensive end.

- Against Baltimore (10/14), played as a reserve on the defensive front and amassed a tackle.
- Against Indianapolis (12/30), saw his first action since Week 6 as a reserve on the defensive front and registered two tackles.

COLLEGE:

- Appeared in 44 games with 16 starts over four seasons at UCLA and totaled 97 tackles, seven tackles for loss, four passes defended and 1.5 sacks.
- As a senior (2017), started all seven games he saw action in before missing the remainder of the season due to injury. Recorded 21 tackles and a tackle for loss on the season. Posted a season-high five tackles three times as a senior, against Texas A&M (9/3), at Stanford (9/23) and at Arizona (10/14).
- As a junior (2016), appeared in 12 contests with eight starts along the defensive line and totaled 37 tackles and 1.5 tackles for loss. Notched a single-game career-high seven tackles at Washington State (10/15).
- As a sophomore (2015), saw action in all 13 games with one start and tallied 38 tackles, four tackles for loss, four passes defended and a sack. Earned second-team Academic All-Conference recognition.
- As a freshman (2014), played in 12 contests as a reserve on the defensive front and on special teams. Credited with one tackle, a half tackle for loss and a half sack.
- Graduated from UCLA in 2017 with a degree in political science.

PERSONAL:

- Attended Juniperro Serra (Calif.) High School and played football for the first time as a freshman.
- Son of Clarence and Pamela Dickerson.
- His hobbies include fishing and golfing.
- Follow Dickerson on Twitter at @doublemdicky.
- Follow Dickerson on Instagram at @mattdicky.
- Born Matthew Miller Dickerson on Nov. 9, 1995 in San Francisco, Calif.

MATT DICKERSON'S DEFENSIVE GAME-BY-GAME

2018 Tennessee Titans

| Date | Opp | W/L | P/S | Tot | Solo | Asst | Sk | - Yds | QBP | TFL | Int - Yds | -TD | PD | FF | FR - Yds | SpT |
|---------------|-------|-----|----------------|----------|----------|----------|------------|------------|----------|----------|-----------|----------|----------|----------|----------|----------|
| Sept 9 | @ Mia | L | DNP | | | | | | | | | | | | | |
| Sept 16 | Hou | W | IA | | | | | | | | | | | | | |
| Sept 23 | @ Jax | W | p | 0 | 0 | 0 | 0.0 | 0.0 | 0 | 0 | 0 | 0 | 0 | 0 | 0 | 0 |
| Sept 30 | Phi | W | IA | | | | | | | | | | | | | |
| Oct 7 | @ Buf | L | IA | | | | | | | | | | | | | |
| Oct 14 | Bal | L | p | 1 | 0 | 1 | 0.0 | 0.0 | 0 | 0 | 0 | 0 | 0 | 0 | 0 | 0 |
| Oct 21 | @ LAC | L | IA | | | | | | | | | | | | | |
| Nov 5 | @ Dal | W | IA | | | | | | | | | | | | | |
| Nov 11 | NE | W | IA | | | | | | | | | | | | | |
| Nov 18 | @ Ind | L | IA | | | | | | | | | | | | | |
| Nov 26 | @ Hou | L | IA | | | | | | | | | | | | | |
| Dec 2 | NYJ | W | IA | | | | | | | | | | | | | |
| Dec 6 | Jax | W | IA | | | | | | | | | | | | | |
| Dec 16 | @ NYG | W | IA | | | | | | | | | | | | | |
| Dec 22 | Was | W | IA | | | | | | | | | | | | | |
| Dec 30 | Ind | L | p | 2 | 2 | 0 | 0.0 | 0.0 | 0 | 0 | 0 | 0 | 0 | 0 | 0 | 0 |
| Totals | | | 9-7 3/0 | 3 | 2 | 1 | 0.0 | 0.0 | 0 | 0 | 0 | 0 | 0 | 0 | 0 | 0 |

2019 Tennessee Titans

| Date | Opp | W/L | P/S | Tot | Solo | Asst | Sk | - Yds | QBP | TFL | Int - Yds | -TD | PD | FF | FR - Yds | SpT |
|-----------------|-------|-----|----------------|----------|----------|----------|------------|------------|----------|----------|-----------|----------|----------|----------|----------|----------|
| Sept 8 | @ Cle | W | IA | | | | | | | | | | | | | |
| Sept 15 | Ind | L | p | 0 | 0 | 0 | 0.0 | 0.0 | 1 | 0 | 0 | 0 | 0 | 0 | 0 | 0 |
| Sept 19 | @ Jax | L | IA | | | | | | | | | | | | | |
| Sept 29 | @ Atl | W | IA | | | | | | | | | | | | | |
| Oct 6 | Buf | L | p | 1 | 1 | 0 | 0.0 | 0.0 | 0 | 0 | 0 | 0 | 0 | 0 | 0 | 0 |
| Oct 13 | @ Den | L | IA | | | | | | | | | | | | | |
| Oct 20 | LAC | W | NOR | | | | | | | | | | | | | |
| Oct 27 | TB | W | NOR | | | | | | | | | | | | | |
| Nov 3 | @ Car | L | p | 0 | 0 | 0 | 0.0 | 0.0 | 0 | 0 | 0 | 0 | 0 | 0 | 0 | 0 |
| Nov 10 | KC | W | p | 0 | 0 | 0 | 0.0 | 0.0 | 0 | 0 | 0 | 0 | 0 | 0 | 0 | 0 |
| Nov 24 | Jax | W | IA | | | | | | | | | | | | | |
| Dec 1 | @ Ind | W | IA | | | | | | | | | | | | | |
| Dec 8 | @ Oak | W | IA | | | | | | | | | | | | | |
| Dec 15 | Hou | L | IA | | | | | | | | | | | | | |
| Dec 22 | NO | L | p | 1 | 1 | 0 | 0.0 | 0.0 | 0 | 1 | 0 | 0 | 0 | 0 | 0 | 0 |
| Dec 29 | @ Hou | W | IA | | | | | | | | | | | | | |
| Totals | | | 9-7 5/0 | 2 | 2 | 0 | 0.0 | 0.0 | 1 | 1 | 0 | 0 | 0 | 0 | 0 | 0 |
| Playoffs | | | | | | | | | | | | | | | | |
| Jan 4 | @ NE | W | p | 1 | 0 | 1 | 0.0 | 0.0 | 0 | 0 | 0 | 0 | 0 | 0 | 0 | 0 |
| Jan 11 | @ Bal | W | p | 0 | 0 | 0 | 0.0 | 0.0 | 0 | 0 | 0 | 0 | 0 | 0 | 0 | 0 |
| Jan 19 | @ KC | L | p | 0 | 0 | 0 | 0.0 | 0.0 | 0 | 0 | 0 | 0 | 0 | 0 | 0 | 0 |
| Totals | | | 2-1 3/0 | 1 | 0 | 1 | 0.0 | 0.0 | 0 | 0 | 0 | 0 | 0 | 0 | 0 | 0 |

MATT DICKERSON'S NFL STATISTICS

REGULAR SEASON

| Year | Team | GP GS | | TACKLES | | | | | | | INTERCEPTIONS | | | | | FUMBLES | | | |
|-------------------|-----------|----------|----------|----------|----------|----------|------------|------------|----------|----------|---------------|----------|----------|----------|----------|----------|----------|----------|----------|
| | | | | Tot | Solo | Asst | Sk | Yds | QBP | TFL | No | Yds | Lg | TD | PD | FF | FR | Yds | SpT |
| 2018 | Tennessee | 3 | 0 | 3 | 2 | 1 | 0.0 | 0.0 | 0 | 0 | 0 | 0 | 0 | 0 | 0 | 0 | 0 | 0 | 0 |
| 2019 | Tennessee | 5 | 0 | 2 | 2 | 0 | 0.0 | 0.0 | 1 | 1 | 0 | 0 | 0 | 0 | 0 | 0 | 0 | 0 | 0 |
| NFL Totals | | 8 | 0 | 5 | 4 | 1 | 0.0 | 0.0 | 1 | 1 | 0 | 0 | 0 | 0 | 0 | 0 | 0 | 0 | 0 |

PLAYOFFS

| Year | Team | GP GS | | TACKLES | | | | | | | INTERCEPTIONS | | | | | FUMBLES | | | |
|-------------------|-----------|----------|----------|----------|----------|----------|------------|------------|----------|----------|---------------|----------|----------|----------|----------|----------|----------|----------|----------|
| | | | | Tot | Solo | Asst | Sk | Yds | QBP | TFL | No | Yds | Lg | TD | PD | FF | FR | Yds | SpT |
| 2019 | Tennessee | 3 | 0 | 1 | 0 | 1 | 0.0 | 0.0 | 0 | 0 | 0 | 0 | 0 | 0 | 0 | 0 | 0 | 0 | 0 |
| NFL Totals | | 3 | 0 | 1 | 0 | 1 | 0.0 | 0.0 | 0 | 0 | 0 | 0 | 0 | 0 | 0 | 0 | 0 | 0 | 0 |

Single-Game Highs

Tackles - 2 vs. Indianapolis (12/30/18)

Quarterback Pressures - **1 vs. Indianapolis (9/15/19)**

Tackles for Loss - **1 vs. New Orleans (12/22/19)**

Playoff Single-Game Highs

Tackles - **1 at New England (1/4/20)**



75 JAMIL DOUGLAS

GUARD • 6'4" • 309 LBS • COLLEGE: ARIZONA STATE

ACQUIRED: FREE AGENT - 2018 • NFL EXPERIENCE (NFL/TITANS): 2/1

HOMETOWN: CYPRESS, CALIF.

GAMES PLAYED/GAMES STARTED: 32/11 (PLAYOFFS: 3/0)



PRO: The Titans signed offensive lineman Jamil Douglas to the practice squad during Week 5 of the 2018 season. The 6-foot-4-inch, 309-pounder was originally drafted by the Miami Dolphins in the fourth round (114th overall) of the 2015 NFL Draft. He appeared in all 16 games and made six starts as a rookie. Douglas has also spent time with the New England Patriots, Atlanta Falcons and Indianapolis Colts.

TITANS TIDBITS:

- First name is pronounced "Juh-MILL."
- Douglas was on the New England Patriots practice squad when the team won Super Bowl LI.

CAREER TRANSACTIONS:

- The Cypress, Calif., native was selected by the Miami Dolphins in the fourth round (114th overall) of the 2015 NFL Draft.
- Waived by the Dolphins on Sept. 3, 2016 and signed to the practice squad a day later.
- Signed by the Dolphins to the active roster off of the practice squad on Sept. 29, 2016.
- Waived by the Dolphins on Oct. 11, 2016.
- Signed by the New England Patriots to the team's practice squad on Oct. 18, 2016.
- Signed by the Patriots to a futures contract on Feb. 7, 2017.
- Waived by the Patriots on Sept. 2, 2017.
- Signed by the Atlanta Falcons to the team's practice squad on Sept. 5, 2017.
- Signed to the Falcons active roster off of the practice squad on Dec. 29, 2017.
- Waived by the Falcons on Sept. 2, 2018.
- Signed by the Indianapolis Colts to the practice squad on Sept. 3, 2018.
- Waived by the Colts on Sept. 10, 2018.
- Signed by the Titans to the practice squad on Oct. 3, 2018.

SEASON RECAPS:

2019 (15/5, 3/0 - Tennessee): Played in 15 games with four starts at right guard and one start at center while helping Derrick Henry lead the NFL with 1,540 rushing yards. Dressed but did not play in one game. Saw action as a reserve in all three postseason contests.

- At Cleveland (9/8), started at right guard in his Titans debut and opened holes for Titans' ball carriers to gain 123 yards on the ground. It marked his first start since his 2015 rookie season as a member of the Miami Dolphins.
- Against Indianapolis (9/15), started at right guard.
- At Jacksonville (9/19), started at right guard.
- At Atlanta (9/29), started at right guard and was a part of an offensive front that did not allow a sack on 27 pass attempts, while opening holes for Titans' ball carriers to gain 138 yards on the ground.
- Against Buffalo (10/6), played as a reserve on special teams.
- At Denver (10/13), dressed but did not play.
- Against L.A. Chargers (10/20), entered the game as a reserve at right guard in the second quarter and helped the offense amass 403 total yards.
- Against Tampa Bay (10/27), saw significant action as a reserve at left guard after Rodger Saffold left the game in the first quarter with an injury.
- At Carolina (11/3), made his first start of the season at center.
- Against Kansas City (11/10), played as a reserve on special teams.
- Against Jacksonville (11/24), saw action as a reserve on special teams.
- At Indianapolis (12/1), played as a reserve on special teams.
- At Oakland (12/8), saw action as a reserve on special teams.
- Against Houston (12/15), played as a reserve on special teams.

- Against New Orleans (12/22), saw action as a reserve on special teams.
- At Houston (12/29), played as a reserve on special teams.
- At New England (1/4), made his postseason debut as a reserve on special teams.
- At Baltimore (1/11), saw action as a reserve on special teams.
- At Kansas City (1/19), played as a reserve on special teams.

2018 (0/0 - Atlanta, Indianapolis, Tennessee): Spent the preseason with the Atlanta Falcons before being waived during roster cuts. Signed by the Indianapolis Colts to the team's practice squad during Week 1 but was waived the following week. Signed by the Titans to the practice squad during Week 5 where he spent the remainder of the season.

2017 (0/0 - New England, Atlanta): Spent the preseason with the New England Patriots before being waived during roster cuts. Signed by the Atlanta Falcons to the team's practice squad during Week 1 where he spent majority of the season. Signed to the Falcons' active roster during Week 17 but did not appear in a contest.

2016 (1/0 - Miami, New England): Began the season on the Miami Dolphins practice squad. Was signed to the active roster and appeared in one contest before being waived in Week 6. Signed by the New England Patriots to the team's practice squad in Week 7 where he spent the rest of the season.

- At Cincinnati (9/29), saw action at guard as a reserve.

2015 (16/6 - Miami): Appeared in 16 games with six starts as a rookie.

- At Washington (9/13), made his NFL debut and started at right guard.

COLLEGE:

- In four seasons at Arizona State (2011-14), Douglas appeared in 53 games and made 40 consecutive starts. A three-year starter, Douglas made 27 starts at guard and 13 at tackle.
- As a senior (2014), started all 13 games at left tackle after switching over from guard. Earned All-Pac-12 First Team and Phil Steele's All-Pac-12 First Team recognition.
- As a junior (2013), started all 14 games at guard and named to the All-Pac-12 Second Team.
- As a sophomore (2012), started all 13 games at guard.
- As a redshirt freshman (2011), appeared in all 13 contests.
- As a freshman (2010), redshirted.
- Graduated from Arizona State in fall 2013 with a degree in criminal justice.

PERSONAL:

- Attended Cypress (Calif.) High School where he played tight end and halfback. He caught three passes for 79 yards and one touchdown as a senior.
- Follow Douglas on Twitter at @JamilDouglas_.
- Follow Douglas on Instagram at @jamil.
- Born Jamil Douglas on Feb. 28, 1992 in Cypress, Calif.

JAMIL DOUGLAS' NFL STATISTICS

REGULAR SEASON

| Year | Team | GP | GS |
|------------|-------------|----|----|
| 2015 | Miami | 16 | 6 |
| 2016 | Miami | 1 | 0 |
| 2017 | NE/ATL | PS | |
| 2018 | ATL/IND/TEN | PS | |
| 2019 | Tennessee | 15 | 5 |
| NFL Totals | | 32 | 11 |

PLAYOFFS

| Year | Team | GP | GS |
|------------|-----------|----|----|
| 2019 | Tennessee | 3 | 0 |
| NFL Totals | | 3 | 0 |

Starts Breakdown:

2015 - 4 RG, 2 C; 2019 - 4 RG, 1 C

Additional Career Statistics

Fumble Recovery - [1 \(2019\)](#)



54 RASHAAN EVANS

LINEBACKER • 6'2" • 232 LBS • COLLEGE: ALABAMA

ACQUIRED: 1ST ROUND - 2018 • NFL EXPERIENCE (NFL/TITANS): 2/2

HOMETOWN: AUBURN, ALA.

GAMES PLAYED/GAMES STARTED: 31/23 (PLAYOFFS: 3/3)



PRO: The Titans traded up to select Rashaan Evans with the 22nd overall pick in the first round of the 2018 NFL Draft. The 6-foot-2 inch, 232-pound defender was identified as a playmaker that could immediately bolster the linebacking corps and develop into a leader on defense. As a rookie, he appeared in 15 games with seven starts at inside linebacker. At Alabama, Evans tied for a team-leading 74 tackles as a senior while helping the Crimson Tide capture a 2018 College Football Playoff National Championship title.

CAREER HIGHLIGHTS:

- As a rookie in 2018, Evans played in 15 games with seven starts at inside linebacker and totaled 63 tackles, six quarterback pressures, two tackles for loss and three passes defended.

TITANS TIDBITS:

- Upon being drafted by Tennessee, Evans was reunited with former Crimson Tide teammate Derrick Henry. Henry phoned Evans immediately after he was selected with the 22nd pick to congratulate him.
- He has two pregame rituals. Evans prays before each game and pulls grass from the field early in pregame to get a feel for the turf.
- His nickname is 'Razor, because I cut up.'
- At Alabama, Evans shared the field with his brother, Alex, a member of the Crimson Tide spirit squad.
- Two of his football role models are DeMarcus Ware and Lawrence Taylor. He met Ware, who also is from Auburn, Ala., at the 2018 NFL Draft. He later had a chance to meet Taylor during a trip to Miami and calls each experience an "amazing moment."
- Growing up in rural Alabama, Evans would chase wild horses to work on improving his speed and athleticism.
- Evans' father, Alan, was a star running back at Auburn. Evans' mother, Chenavis, received four degrees from Auburn, including her doctorate. Evans' older sister was a cheerleader at Auburn, and despite the family ties including his cousins attending Auburn, Evans stuck with his gut and instead chose Alabama.

CAREER TRANSACTIONS:

- The Auburn, Ala., native was selected by the Titans in the first round (22nd overall) of the 2018 NFL Draft.

SEASON RECAPS:

2019 (16/16, 3/3): Started all 16 games at linebacker and led the team with a career-best 139 tackles and 11 stops for loss. Also posted 2.5 sacks, 11 quarterback pressures, a pass defended and a fumble recovery he returned for a touchdown. Started all three postseason contests and recorded 22 tackles, two quarterback pressures and three stops for loss. Led the team in tackles seven times in 2019 (at ATL, vs. BUF, at DEN, vs. LAC, vs. TB, at CAR, at NE). Tied for the team lead in sacks twice in 2019 (vs. KC, vs. JAX).

- At Cleveland (9/8), started at linebacker and collected eight tackles and a pass defended.
- Against Indianapolis (9/15), started at linebacker and tallied six tackles, including a stop for loss. Shot through the line and dropped Marlon Mack for a two-yard loss on a rush up the middle in the third stanza. Teamed with Jayon Brown to stuff Mack for no gain on a rush off right guard late in the fourth quarter.
- At Jacksonville (9/19), started at linebacker and posted seven tackles and a quarterback pressure. Combined with Sharif Finch to stonewall Leonard Fournette for a seven-yard loss on a rush off left end late in the first quarter.

Combined with Kevin Byard to stop Fournette for a five-yard loss on a rush off right end in the fourth quarter.

- At Atlanta (9/29), started at linebacker and led the team with 10 tackles, a half sack, a stop for loss and two quarterback pressures. Combined with Isaiah Mack to drop Matt Ryan for a five-yard sack in the final quarter.
- Against Buffalo (10/6), started at linebacker and led the team with 10 tackles, including a stop for loss. Stonewalled Frank Gore for a one-yard loss on a rush off right tackle in the first quarter.
- At Denver (10/13), started at linebacker and led the team with 11 tackles. Forced the Broncos to kick a field goal by stonewalling Phillip Lindsay for no gain on a third-and-one rush in the second quarter.
- Against L.A. Chargers (10/20), started at linebacker and led the team with 11 tackles, including a stop for loss and a quarterback pressure. Combined with Logan Ryan to stuff Melvin Gordon for a two-yard loss on a rush off right guard in the opening quarter. Combined with Jeffery Simmons to stop Gordon for no gain on first-and-goal during the final goalline stand.
- Against Tampa Bay (10/27), started at linebacker and led the team with a career-best 14 tackles, including a stop for loss. Shot through the line and stuffed Dare Ogunbowale for a two-yard loss on a third-and-four rush up the middle in the second quarter.
- At Carolina (11/3), started at linebacker and led the team with 12 tackles to go along with a quarterback pressure. Stuffed Christian McCaffrey for no gain on a rush off left guard late in the first quarter.
- Against Kansas City (11/10), started at linebacker and registered seven tackles, including a sack, two stops for loss, two quarterback pressures and a fumble recovery he returned for a touchdown. Stopped Darwin Thompson for a one-yard loss on a rush off left end in the second quarter. Scooped up a Damien Williams' fumble that was forced by David Long Jr. and raced 53 yards for a touchdown, his first career score, in the second stanza. Halted a Chiefs' drive by dropping Patrick Mahomes for a five-yard sack on third-and-two late in the fourth quarter.
- Against Jacksonville (11/24), started at linebacker and notched three tackles, including a sack, a stop for loss and a quarterback pressure. Dropped Nick Foles for a six-yard sack late in the fourth quarter.
- At Indianapolis (12/1), started at linebacker and posted four tackles and a quarterback pressure. Combined with Kenny Vaccaro to stuff Jordan Wilkins for no gain on a rush off right guard in the second quarter.
- At Oakland (12/8), started at linebacker and amassed seven tackles.
- Against Houston (12/15), started at linebacker and totaled 12 tackles and two quarterback pressures. Stuffed Deshaun Watson for no gain on a rush off left tackle late in the fourth quarter.
- Against New Orleans (12/22), started at linebacker and produced 10 tackles, including two stops for loss. Stuffed Alvin Kamara for a one-yard loss on a rush up the middle in the first quarter. Stopped Deonte Harris for no gain on a short pass in the fourth quarter. Teamed with Matt Dickerson to stonewall Latavious Murray for a one-yard loss on a rush off left guard in the final quarter.
- At Houston (12/29), started at linebacker and recorded seven tackles, including a stop for loss. Shot through the line and stuffed Duke Johnson for a one-yard loss on a rush off right end in the first quarter.
- At New England (1/4), started at linebacker in his first career postseason game and led the team with 12 tackles, including a team-high three tackles for loss. Stuffed Rex Burkhead for a one-yard loss on a rush off left guard in the first quarter. Combined with Jayon Brown to stonewall Sony Michel for no gain on a rush off right tackle in the opening quarter. Stopped Michel for a one-yard loss on a first-and-goal rush off left tackle during the Titans' goalline stand in the second quarter. Shot through the line and stuffed Michel for a two-yard loss on a third-and-goal rush during the Titans' goalline stand in the second quarter.

- At Baltimore (1/11), started at linebacker and recorded nine tackles and two quarterback pressures. Stopped Mark Ingram II for no gain on a rush off right guard in the opening quarter.
- At Kansas City (1/19), started at linebacker but was in and out of the lineup because of injury. Registered a tackle on defense.

2018 (15/7): Played in 15 games with seven starts at linebacker as a rookie. Collected 63 tackles, six quarterback pressures, two tackles for loss and three passes defended. Was inactive for one contest. Led the team in tackles twice (vs. BAL, vs. NYJ). Tied for the team lead in passes defended once (vs. PHI). Saw action in his first career NFL game against Houston (9/16/18). Made his first career start at Jacksonville (9/23/18).

- Against Houston (9/16), made his NFL debut on special teams.
- At Jacksonville (9/23), made his first career start at linebacker and posted a tackle.
- Against Philadelphia (9/30), saw significant action as a reserve at linebacker and notched four tackles, a quarterback pressure and a pass defended.
- Against Baltimore (10/14), started at linebacker and led the team with nine tackles, including a stop for loss. Combined with Brian Orakpo to stuff Alex Collins for a one-yard loss on a rush off right end in the first quarter. Stopped Gus Edwards for no gain on a rush off right tackle late in the fourth quarter.
- Against New England (11/11), played as a reserve at linebacker and notched two tackles, two quarterback pressures and a pass defended. Combined with Austin Johnson to stop Sony Michel for no gain on a rush up the middle in the second quarter.
- At Houston (11/26), started at linebacker and recorded seven tackles and a quarterback pressure. Halted a Texans' drive by stuffing Alfred Blue for no gain on a third-and-one rush early in the fourth quarter.
- Against N.Y. Jets (12/2), played as a reserve at linebacker and led the team with eight tackles. Stuffed Isaiah Crowell for no gain on a rush off right guard in the second quarter. Ended a Jets' drive by stonewalling Crowell for no gain on a run up the middle on third-and-two in the second stanza. Stopped Elijah McGuire for no gain on a rush off right tackle in the fourth quarter.
- Against Jacksonville (12/6), saw action as a reserve at linebacker and amassed five tackles and a quarterback pressure. Shot through the line and stonewalled Leonard Fournette for no gain on a fourth-and-goal rush from the one-yard line in the second quarter. Combined with Adoree' Jackson to stuff Carlos Hyde for a two-yard loss on a short pass in the second quarter.
- At N.Y. Giants (12/16), started at linebacker and posted five tackles, including a stop for loss and a quarterback pressure in the Titans' first shutout win since 2000. Stuffed Saquon Barkley for no gain on a rush up the middle late in the first quarter. Stonewalled Barkley for a four-yard loss on a rush off left end to begin the second half.
- Against Washington (12/22), played as a reserve at linebacker and totaled six tackles. Halted a Redskins' drive by combining with Jayon Brown to stuff Adrian Peterson for no gain on a third-and-one rush off left guard in the first quarter.
- Against Indianapolis (12/30), saw action as a reserve at linebacker and registered three tackles and a pass defended. Broke up a third-and-10 pass intended for T.Y. Hilton late in the second quarter.

COLLEGE:

- In four seasons at Alabama (2014-17), Evans appeared in 53 games with 14 starts and totaled 152 tackles, 15.0 sacks, 23.5 tackles for loss, five passes defended, 19 quarterback hurries, two forced fumbles and two fumble recoveries. He started 14 games over his final two seasons and appeared in three CFP National Championship contests with two victories.
- As a senior (2017), played and started 12 games and tied for the team

lead in tackles with 74. He led the Crimson Tide with 13 tackles for loss despite missing a pair of games due to injury. Also posted seven quarterback hurries, six sacks, three passes defended, one forced fumble and one fumble recovery. Named First Team All-American by the AFCA, Associated Press First Team All-SEC and Second Team All-SEC by conference coaches. Chosen as one of 15 semifinalists for the Butkus Award. Tabbed to the Nagurski Trophy Preseason Watch Lists and earned Second Team Preseason All-American recognition by Phil Steele.

- As a junior (2016), saw action in 14 games with two starts in his first season at inside linebacker, entering the starting lineup after an injury to Shaun Dion Hamilton. Totaled 53 tackles, four sacks, 4.5 tackles for loss, two passes defended, six quarterback hurries, one forced fumble and one fumble recovery.
- As a sophomore (2015), saw action in 14 games as outside linebacker and on special teams. Totaled 10 tackles, four sacks, four tackles for loss and three quarterback hurries.
- As a freshman (2014), appeared in 13 games as a true freshman and totaled 15 tackles, a sack, two tackles for loss and three quarterback hurries.
- Graduated from Alabama in December 2017 with a degree in psychology.

PERSONAL:

- Attended Auburn (Ala.) High School where he became a five-star prospect. Ranked as the No. 2 outside linebacker in the nation and No. 52 overall player by ESPN. Rated as ESPN's No. 4 player in Alabama and No. 30 player in the Southeast Region. Named First Team 6A All-State by the Alabama Sports Writers Association as a senior, and named ASWA 6A Lineman of the Year.
- As a senior, finished with 77 tackles, 17.5 sacks, five passes defended, three forced fumbles, one fumble recovery and one blocked punt.
- Son of Chenavis and Alan Evans.
- Evans is the second oldest of five children. He has one younger brother and three sisters.
- List of favorites: (TV show) "Martin"; (movies) "Transformers"; (musicians) Green Day, Boys II Men, James Brown, Michael Jackson, Prince, Jodeci; (song on his pregame playlist) "No Heart" by 21 Savage; (athlete as a child) LeBron James; (food) chicken fettuccine; and (guilty pleasure) cheesecake.
- Follow Evans on Twitter at @616evans4.
- Follow Evans on Instagram at @r.blade_.
- Born Alan Rashaan Evans on Nov. 8, 1995 in Auburn, Ala.

RASHAAN EVANS' DEFENSIVE GAME-BY-GAME

2018 Tennessee Titans

| Date | Opp | W/L | P/S | Tot | Solo | Asst | Sk | - Yds | QBP | TFL | Int | - Yds | -TD | PD | FF | FR | - Yds | SpT |
|---------|-------|-----|----------|-----|------|------|-----|-------|-----|-----|-----|-------|-----|----|----|----|-------|-----|
| Sept 9 | @ Mia | L | IA | 0 | 0 | 0 | 0.0 | 0.0 | 0 | 0 | 0 | 0 | 0 | 0 | 0 | 0 | 0 | 0 |
| Sept 16 | Hou | W | p | 0 | 0 | 0 | 0.0 | 0.0 | 0 | 0 | 0 | 0 | 0 | 0 | 0 | 0 | 0 | 0 |
| Sept 23 | @ Jax | W | S | 1 | 1 | 0 | 0.0 | 0.0 | 0 | 0 | 0 | 0 | 0 | 0 | 0 | 0 | 0 | 0 |
| Sept 30 | Phi | W | p | 4 | 2 | 2 | 0.0 | 0.0 | 1 | 0 | 0 | 0 | 0 | 1 | 0 | 0 | 0 | 0 |
| Oct 7 | @ Buf | L | S | 6 | 5 | 1 | 0.0 | 0.0 | 0 | 0 | 0 | 0 | 0 | 0 | 0 | 0 | 0 | 0 |
| Oct 14 | Bal | L | S | 9 | 8 | 1 | 0.0 | 0.0 | 0 | 1 | 0 | 0 | 0 | 0 | 0 | 0 | 0 | 0 |
| Oct 21 | @ LAC | L | S | 2 | 1 | 1 | 0.0 | 0.0 | 0 | 0 | 0 | 0 | 0 | 0 | 0 | 0 | 0 | 0 |
| Nov 5 | @ Dal | W | S | 4 | 2 | 2 | 0.0 | 0.0 | 0 | 0 | 0 | 0 | 0 | 0 | 0 | 0 | 0 | 0 |
| Nov 11 | NE | W | p | 2 | 2 | 0 | 0.0 | 0.0 | 2 | 0 | 0 | 0 | 0 | 1 | 0 | 0 | 0 | 0 |
| Nov 18 | @ Ind | L | p | 1 | 1 | 0 | 0.0 | 0.0 | 0 | 0 | 0 | 0 | 0 | 0 | 0 | 0 | 0 | 0 |
| Nov 26 | @ Hou | L | S | 7 | 4 | 3 | 0.0 | 0.0 | 1 | 0 | 0 | 0 | 0 | 0 | 0 | 0 | 0 | 0 |
| Dec 2 | NYJ | W | p | 8 | 6 | 2 | 0.0 | 0.0 | 0 | 0 | 0 | 0 | 0 | 0 | 0 | 0 | 0 | 0 |
| Dec 6 | Jax | W | p | 5 | 4 | 1 | 0.0 | 0.0 | 1 | 0 | 0 | 0 | 0 | 0 | 0 | 0 | 0 | 0 |
| Dec 16 | @ NYG | W | S | 5 | 4 | 1 | 0.0 | 0.0 | 1 | 1 | 0 | 0 | 0 | 0 | 0 | 0 | 0 | 0 |
| Dec 22 | Was | W | p | 6 | 2 | 4 | 0.0 | 0.0 | 0 | 0 | 0 | 0 | 0 | 0 | 0 | 0 | 0 | 0 |
| Dec 30 | Ind | L | p | 3 | 0 | 3 | 0.0 | 0.0 | 0 | 0 | 0 | 0 | 0 | 1 | 0 | 0 | 0 | 0 |
| Totals | | | 9-7 15/7 | 63 | 42 | 21 | 0.0 | 0.0 | 6 | 2 | 0 | 0 | 0 | 3 | 0 | 0 | 0 | 0 |

2019 Tennessee Titans

| Date | Opp | W/L | P/S | Tot | Solo | Asst | Sk | - Yds | QBP | TFL | Int | - Yds | -TD | PD | FF | FR | - Yds | SpT |
|----------|-------|-----|-----------|-----|------|------|-----|-------|-----|-----|-----|-------|-----|----|----|----|-------|-----|
| Sept 8 | @ Cle | W | S | 8 | 6 | 2 | 0.0 | 0.0 | 0 | 0 | 0 | 0 | 0 | 1 | 0 | 0 | 0 | 0 |
| Sept 15 | Ind | L | S | 6 | 4 | 2 | 0.0 | 0.0 | 0 | 1 | 0 | 0 | 0 | 0 | 0 | 0 | 0 | 0 |
| Sept 19 | @ Jax | L | S | 7 | 2 | 5 | 0.0 | 0.0 | 1 | 0 | 0 | 0 | 0 | 0 | 0 | 0 | 0 | 0 |
| Sept 29 | @ Atl | W | S | 10 | 8 | 2 | 0.5 | 2.5 | 2 | 1 | 0 | 0 | 0 | 0 | 0 | 0 | 0 | 0 |
| Oct 6 | Buf | L | S | 10 | 8 | 2 | 0.0 | 0.0 | 0 | 1 | 0 | 0 | 0 | 0 | 0 | 0 | 0 | 0 |
| Oct 13 | @ Den | L | S | 11 | 7 | 4 | 0.0 | 0.0 | 0 | 0 | 0 | 0 | 0 | 0 | 0 | 0 | 0 | 0 |
| Oct 20 | LAC | W | S | 11 | 8 | 3 | 0.0 | 0.0 | 1 | 1 | 0 | 0 | 0 | 0 | 0 | 0 | 0 | 0 |
| Oct 27 | TB | W | S | 14 | 6 | 8 | 0.0 | 0.0 | 0 | 1 | 0 | 0 | 0 | 0 | 0 | 0 | 0 | 0 |
| Nov 3 | @ Car | L | S | 12 | 9 | 3 | 0.0 | 0.0 | 1 | 0 | 0 | 0 | 0 | 0 | 0 | 0 | 0 | 0 |
| Nov 10 | KC | W | S | 7 | 3 | 4 | 1.0 | 5.0 | 2 | 2 | 0 | 0 | 0 | 0 | 0 | 1 | 53t | 0 |
| Nov 24 | Jax | W | S | 3 | 1 | 2 | 1.0 | 6.0 | 1 | 1 | 0 | 0 | 0 | 0 | 0 | 0 | 0 | 0 |
| Dec 1 | @ Ind | W | S | 4 | 2 | 2 | 0.0 | 0.0 | 1 | 0 | 0 | 0 | 0 | 0 | 0 | 0 | 0 | 0 |
| Dec 8 | @ Oak | W | S | 7 | 5 | 2 | 0.0 | 0.0 | 0 | 0 | 0 | 0 | 0 | 0 | 0 | 0 | 0 | 0 |
| Dec 15 | Hou | L | S | 12 | 5 | 7 | 0.0 | 0.0 | 2 | 0 | 0 | 0 | 0 | 0 | 0 | 0 | 0 | 0 |
| Dec 22 | NO | L | S | 10 | 6 | 4 | 0.0 | 0.0 | 0 | 2 | 0 | 0 | 0 | 0 | 0 | 0 | 0 | 0 |
| Dec 29 | @ Hou | W | S | 7 | 4 | 3 | 0.0 | 0.0 | 0 | 1 | 0 | 0 | 0 | 0 | 0 | 0 | 0 | 0 |
| Totals | | | 9-7 16/16 | 139 | 84 | 55 | 2.5 | 13.5 | 11 | 11 | 0 | 0 | 0 | 1 | 0 | 1 | 53t | 0 |
| Playoffs | | | | | | | | | | | | | | | | | | |
| Jan 4 | @ NE | W | S | 12 | 8 | 4 | 0.0 | 0.0 | 0 | 3 | 0 | 0 | 0 | 0 | 0 | 0 | 0 | 0 |
| Jan 11 | @ Bal | W | S | 9 | 8 | 1 | 0.0 | 0.0 | 2 | 0 | 0 | 0 | 0 | 0 | 0 | 0 | 0 | 0 |
| Jan 19 | @ KC | L | S | 1 | 0 | 1 | 0.0 | 0.0 | 0 | 0 | 0 | 0 | 0 | 0 | 0 | 0 | 0 | 0 |
| Totals | | | 2-1 3/3 | 22 | 16 | 6 | 0.0 | 0.0 | 2 | 3 | 0 | 0 | 0 | 0 | 0 | 0 | 0 | 0 |

RASHAAN EVANS' NFL STATISTICS

REGULAR SEASON

| Year | Team | GP GS | | TACKLES | | | | | | | INTERCEPTIONS | | | | | FUMBLES | | | |
|------------|-----------|-------|----|---------|------|------|-----|------|-----|-----|---------------|-----|----|----|----|---------|----|-----|-----|
| | | | | Tot | Solo | Asst | Sk | Yds | QBP | TFL | No | Yds | Lg | TD | PD | FF | FR | Yds | SpT |
| 2018 | Tennessee | 15 | 7 | 63 | 42 | 21 | 0.0 | 0.0 | 6 | 2 | 0 | 0 | - | 0 | 3 | 0 | 0 | 0 | 0 |
| 2019 | Tennessee | 16 | 16 | 139 | 84 | 55 | 2.5 | 13.5 | 11 | 11 | 0 | 0 | 0 | 0 | 1 | 0 | 1 | 53t | 0 |
| NFL Totals | | 31 | 23 | 202 | 126 | 76 | 2.5 | 13.5 | 17 | 13 | 0 | 0 | 0 | 0 | 4 | 0 | 1 | 53t | 0 |

PLAYOFFS

| Year | Team | GP GS | | TACKLES | | | | | | | INTERCEPTIONS | | | | | FUMBLES | | | |
|------------|-----------|-------|---|---------|------|------|-----|-----|-----|-----|---------------|-----|----|----|----|---------|----|-----|-----|
| | | | | Tot | Solo | Asst | Sk | Yds | QBP | TFL | No | Yds | Lg | TD | PD | FF | FR | Yds | SpT |
| 2019 | Tennessee | 3 | 3 | 22 | 16 | 6 | 0.0 | 0.0 | 2 | 3 | 0 | 0 | 0 | 0 | 0 | 0 | 0 | 0 | 0 |
| NFL Totals | | 3 | 3 | 22 | 16 | 6 | 0.0 | 0.0 | 2 | 3 | 0 | 0 | 0 | 0 | 0 | 0 | 0 | 0 | 0 |

Single-Game Highs

Tackles - **14 vs. Tampa Bay (10/27/19)**
 Sacks - **1 (Twice, last vs. Jacksonville 11/24/19)**
 Tackles for Loss - **2 (Twice, last vs. New Orleans 12/22/19)**
 Quarterback Pressures - **2 (Four times, vs. Houston 12/15/19)**
 Fumble Recovery - **1 vs. Kansas City (11/10/19)**
 Passes Defensed - **1 (Four times, last at Cleveland 9/8/19)**

Playoff Single-Game Highs

Tackles - **12 at New England (1/4/20)**
 Tackles For Loss - **3 at New England (1/4/20)**

Additional Statistics

Touchdowns - **1, 53-yard fumble return vs. Kansas City (11/10/19)**



86 ANTHONY FIRKSER

TIGHT END • 6'2" • 246 LBS • COLLEGE: HARVARD

ACQUIRED: FREE AGENT - 2018 • NFL EXPERIENCE (NFL/TITANS): 2/2

HOMETOWN: MANALAPAN, N.J.

GAMES PLAYED/GAMES STARTED: 27/1 (PLAYOFFS: 3/0)



PRO: The Titans signed Anthony Firkser during the 2018 offseason to add competition and depth to the tight end position. The 6-foot-2-inch, 246-pounder out of Harvard appeared in 12 contests during his first season in Tennessee. He was originally signed as a rookie free agent by the New York Jets following the 2017 NFL Draft and has also spent time on the Kansas City Chiefs practice squad.

CAREER HIGHLIGHTS:

- In 2018, Firkser made his NFL debut against Houston (9/16) and scored his first career touchdown against New York Jets (12/2). He appeared in 12 contests on the season.

TITANS TIDBITS:

- Firkser grew up playing basketball and both roller and ice hockey at elite levels and didn't begin playing football until his sophomore year of high school.
- In the offseason, Firkser volunteers with his former high school football coach to help train and give advice to aspiring young football players in his hometown community of Manalapan, N.J.

CAREER TRANSACTIONS:

- The Manalapan, N.J., native was originally signed by the New York Jets as an undrafted free agent on May 5, 2017.
- Released by the Jets on Sept. 2, 2017.
- Signed by the Kansas City Chiefs to the team's practice squad on Nov. 29, 2017.
- Signed by the Chiefs to a futures contract on Jan. 8, 2018.
- Released by the Chiefs on April 30, 2018.
- Signed by the Titans as a free agent on May 14, 2018 following a rookie minicamp tryout.
- Waived by the Titans on Sept. 17, 2018 and signed to the team's practice squad a day later.
- Signed by the Titans to their active roster from the practice squad on Oct. 9, 2018.

SEASON RECAPS:

2019 (15/1, 3/0 - Tennessee): Saw action in 15 games with one start at tight end and hauled in 14 passes for 204 yards with a touchdown. Was inactive for one contest. Played as a reserve in all three postseason games and snared three receptions for 45 yards with a team-best two receiving touchdowns. Tied for the team lead in receptions twice in 2019 (at IND, at NE). Led the team in receiving yards once in 2019 (at NE).

- At Cleveland (9/8), played as a reserve at tight end and on special teams.
- Against Indianapolis (9/15), saw action as a reserve at tight end and on special teams.
- At Jacksonville (9/19), played as a reserve on special teams and limited snaps at tight end.
- At Atlanta (9/29), was inactive.
- Against Buffalo (10/6), saw action as a reserve on special teams.
- At Denver (10/13), played as a reserve at tight end and snared one reception for 25 yards. Made a leaping 25-yard grab over the middle on third-and-12 late in the fourth quarter.
- Against L.A. Chargers (10/20), saw action as a reserve at tight end and hauled in one pass for 27 yards. Helped set up a Titans' touchdown with a 27-yard catch late in the third stanza.
- Against Tampa Bay (10/27), played as a reserve at tight end and hauled in three receptions for 43 yards.
- At Carolina (11/3), saw action as a reserve tight end and on special teams.

- Against Kansas City (11/10), played as a reserve at tight end and snared three receptions for 36 yards with a touchdown. Cut the Chiefs' lead to 10-7 with a diving nine-yard touchdown catch in the second quarter. Set up the game-winning score with a 20-yard grab over the middle with less than a minute remaining in the fourth quarter.

- Against Jacksonville (11/24), played as a reserve at tight end and on special teams.

- At Indianapolis (12/1), saw action as a reserve at tight end and tied for the team lead with three catches for 22 yards. Extended the Titans' opening touchdown drive with a four-yard grab on third-and-two in the first quarter.

- At Oakland (12/8), played as a reserve at tight end and hauled in one reception for 39 yards. Set up a Titans' field goal attempt with a career-long 39-yard reception late in the second quarter.

- Against Houston (12/15), made his first career start at tight end and posted one catch for seven yards.

- Against New Orleans (12/22), played as a reserve at tight end.

- At Houston (12/29), saw action as a reserve at tight end and hauled in one reception for five yards.

- At New England (1/4), played as a reserve at tight end in his postseason debut and tied for the team lead with two catches for a team-best 23 yards and a touchdown. Became the first NFL player from Harvard to score a touchdown in a postseason game. Gave the Titans a 7-3 lead with a 12-yard touchdown grab on third-and-10 in the first quarter. Converted a key third-and-eight with an 11-yard catch along the sideline allowing the offense to run more clock late in the fourth quarter.

- At Baltimore (1/11), saw action as a reserve at tight end and on special teams.

- At Kansas City (1/19), played as a reserve at tight end and snared a touchdown. Cut the Chiefs' lead to 35-24 with a 22-yard touchdown reception in the final quarter.

2018 (12/0 - Tennessee): Played in 12 games in his first season with the Titans. Collected 19 receptions for 225 yards with a touchdown. Was inactive for one contest. Spent three weeks on the team's practice squad early in the season. Tied for the team lead in receptions twice in 2018 (vs. BAL, vs. NYJ). Tied for the team lead in receiving yards once in 2018 (at IND). Saw action in his first career NFL game against Houston (9/16/18). Registered his first career touchdown against N.Y. Jets (12/2/18).

- Against Houston (9/16), made his NFL debut as a reserve tight end and on special teams.

- Against Baltimore (10/14), played as a reserve at tight end and tied for the team lead with two receptions for 25 yards. Snared his first career reception on an 18-yard pass on third-and-six in the second quarter.

- Against New England (11/11), saw action as a reserve at tight end and hauled in one reception for 11 yards. Extended the Titans' third touchdown drive with a leaping, 11-yard grab on third-and-two late in the second quarter.

- At Indianapolis (11/18), played as a reserve at tight end and tied for the team lead with 44 receiving yards on three catches. Extended the Titans' touchdown drive with a 28-yard reception on third-and-eight in the fourth quarter.

- At Houston (11/26), saw action as a reserve at tight end and set career highs with four receptions and 52 receiving yards.

- Against N.Y. Jets (12/2), played as a reserve at tight end and snared three catches for 42 yards with his first career touchdown. Cut the Jets' lead to 16-6 with his first career touchdown, a 12-yard reception, just before halftime. Hauled in a 25-yard catch during the Titans' game-winning touchdown drive.

- Against Jacksonville (12/6), saw action as a reserve at tight end and

snagged three passes for 27 yards. Kept the Titans' initial touchdown drive of the second half alive with a 10-yard catch on third-and-eight in the third quarter.

- Against Washington (12/22), saw action as a reserve at tight end and hauled in two receptions for 16 yards. Kept the Titans' second scoring drive alive with a 12-yard catch-and-run reception on third-and-11 in the second quarter.

2017 (0/0 - Kansas City): Spent training camp with the Jets but was released prior to the start of the regular season. Signed to the Chiefs practice squad for the final five weeks of the regular season and during the playoffs.

COLLEGE:

- Appeared in 29 games with 24 starts over four seasons at Harvard (2013-16) and caught 99 passes for 1,559 yards and 14 touchdowns. Ranks 12th all-time in school history in receptions, ninth all-time in receiving yards and sixth all-time in touchdown receptions. Named to the All-Ivy League second team as both a junior and sophomore.
- As a senior (2016), started all 10 games for Harvard and made 45 receptions for 702 yards and seven touchdowns.
- As a junior (2015), started nine games and caught 22 passes for 372 yards and three touchdowns. Named to the All-Ivy League second team for the second consecutive season.

- As a sophomore (2014), appeared in 10 games for Harvard and made 32 catches for 485 yards and four touchdowns. Tied for first on the team in touchdown receptions and ranked second on the squad in both catches and yards. Named to the All-Ivy second team.
- As a freshman (2013), did not see game action.
- Graduated from Harvard in 2017 with a degree in applied mathematics.

PERSONAL:

- Attended Manalapan (N.J.) High School, where he was named All-Shore Offensive Player of the Year as a senior wide receiver. Also was a two-time All-Shore first team selection.
- Set Manalapan's records in receptions (110), receiving yards (2,118) and touchdown receptions (19).
- Was also a four-year letterwinner in basketball.
- He enjoys pencil drawings, jigsaw puzzles and playing online collectible card games.
- Brother, Josh, played football at Wagner.
- Son of Alex and Donna Firkser.
- Follow Firkser on Instagram at @asapfirk.
- Born Anthony Paul Firkser on Feb. 19, 1995 in Manalapan, N.J.

ANTHONY FIRKSER'S GAME-BY-GAME

| 2018 Tennessee Titans | | | | | RECEIVING | | | | |
|-----------------------|-------|------------|-------------|--|-----------|------------|-------------|-----------|----------|
| Date | Opp. | W/L | P/S | | No | Yds | Avg | Lg | TD |
| Sept 9 | @ Mia | L | IA | | | | | | |
| Sept 16 | Hou | W | p | | 0 | 0 | - | 0 | 0 |
| Sept 23 | @ Jax | W | PS | | | | | | |
| Sept 30 | Phi | W | PS | | | | | | |
| Oct 7 | @ Buf | L | PS | | | | | | |
| Oct 14 | Bal | L | p | | 2 | 25 | 12.5 | 18 | 0 |
| Oct 21 | @ LAC | L | p | | 0 | 0 | - | 0 | 0 |
| Nov 5 | @ Dal | W | p | | 0 | 0 | - | 0 | 0 |
| Nov 11 | NE | W | p | | 1 | 11 | 11.0 | 11 | 0 |
| Nov 18 | @ Ind | L | p | | 3 | 44 | 14.7 | 28 | 0 |
| Nov 26 | @ Hou | L | p | | 4 | 52 | 13.0 | 20 | 0 |
| Dec 2 | NYJ | W | p | | 3 | 42 | 14.0 | 25 | 1 |
| Dec 6 | Jax | W | p | | 3 | 27 | 9.0 | 16 | 0 |
| Dec 16 | @ NYG | W | p | | 0 | 0 | - | 0 | 0 |
| Dec 22 | Was | W | p | | 2 | 16 | 8.0 | 12 | 0 |
| Dec 30 | Ind | L | p | | 1 | 8 | 8.0 | 8 | 0 |
| Totals | | 9-7 | 12/0 | | 19 | 225 | 11.8 | 28 | 1 |

| 2019 Tennessee Titans | | | | | RECEIVING | | | | |
|-----------------------|-------|------------|-------------|--|-----------|------------|-------------|-----------|----------|
| Date | Opp. | W/L | P/S | | No | Yds | Avg | Lg | TD |
| Sept 8 | @ Cle | W | p | | 0 | 0 | - | 0 | 0 |
| Sept 15 | Ind | L | p | | 0 | 0 | - | 0 | 0 |
| Sept 19 | @ Jax | L | p | | 0 | 0 | - | 0 | 0 |
| Sept 29 | @ Atl | W | IA | | | | | | |
| Oct 6 | Buf | L | p | | 0 | 0 | - | 0 | 0 |
| Oct 13 | @ Den | L | p | | 1 | 25 | 25.0 | 25 | 0 |
| Oct 20 | LAC | W | p | | 1 | 27 | 27.0 | 27 | 0 |
| Oct 27 | TB | W | p | | 3 | 43 | 14.3 | 23 | 0 |
| Nov 3 | @ Car | L | p | | 0 | 0 | - | 0 | 0 |
| Nov 10 | KC | W | p | | 3 | 36 | 12.0 | 20 | 1 |
| Nov 24 | Jax | W | p | | 0 | 0 | - | 0 | 0 |
| Dec 1 | @ Ind | W | p | | 3 | 22 | 7.3 | 13 | 0 |
| Dec 8 | @ Oak | W | p | | 1 | 39 | 39.0 | 39 | 0 |
| Dec 15 | Hou | L | S | | 1 | 7 | 7.0 | 7 | 0 |
| Dec 22 | NO | L | p | | 0 | 0 | - | 0 | 0 |
| Dec 29 | @ Hou | W | p | | 1 | 5 | 5.0 | 5 | 0 |
| Totals | | 9-7 | 15/1 | | 14 | 204 | 14.6 | 39 | 1 |

Playoffs

| | | | | | | | | | |
|---------------|-------|------------|------------|--|----------|-----------|-------------|------------|----------|
| Jan 4 | @ NE | W | p | | 2 | 23 | 11.5 | 12t | 1 |
| Jan 11 | @ Bal | W | p | | 0 | 0 | - | 0 | 0 |
| Jan 19 | @ KC | L | p | | 1 | 22 | 22.0 | 22t | 1 |
| Totals | | 2-1 | 3/0 | | 3 | 45 | 15.0 | 22t | 2 |

ANTHONY FIRKSER'S NFL STATISTICS

REGULAR SEASON

| Year | Team | GP | GS | RECEIVING | | | | | RUSHING | | | | |
|-------------------|-------------|-----------|----------|-----------|------------|-------------|-----------|----------|----------|----------|------------|----------|----------|
| | | | | No | Yds | Avg | Lg | TD | Att | Yds | Avg | Lg | TD |
| 2017 | Kansas City | | | | | | | | | | | | |
| 2018 | Tennessee | 12 | 0 | 19 | 225 | 11.8 | 28 | 1 | 0 | 0 | 0.0 | - | 0 |
| 2019 | Tennessee | 15 | 1 | 14 | 204 | 14.6 | 39 | 1 | 0 | 0 | 0.0 | - | 0 |
| NFL Totals | | 27 | 1 | 33 | 429 | 13.0 | 39 | 2 | 0 | 0 | 0.0 | - | 0 |

PLAYOFFS

| Year | Team | GP | GS | RECEIVING | | | | | RUSHING | | | | |
|-------------------|-----------|----------|----------|-----------|-----------|-------------|------------|----------|----------|----------|----------|----------|----------|
| | | | | No | Yds | Avg | Lg | TD | Att | Yds | Avg | Lg | TD |
| 2019 | Tennessee | 3 | 0 | 3 | 45 | 15.0 | 22t | 2 | 0 | 0 | - | 0 | 0 |
| NFL Totals | | 3 | 0 | 3 | 45 | 15.0 | 22t | 2 | 0 | 0 | - | 0 | 0 |

Single-Game Highs

Receptions - 4 at Houston (11/26/18)
 Receiving Yards - 52 at Houston (11/26/18)
 Long Reception - 39 at Oakland (12/8/19)
 Touchdowns - 1 (Twice, last vs. Kansas City 11/10/19)

Playoff Single-Game Highs

Receptions - 2 at New England (1/4/20)
 Receiving Yards - 23 at New England (1/4/20)
 Long Reception - 22t at Kansas City (1/19/20)
 Touchdowns - 1 (Twice, last at Kansas City 1/19/20)



32 DAVID FLUELLEN

RUNNING BACK • 5'11" • 224 LBS • COLLEGE: TOLEDO

ACQUIRED: FREE AGENT - 2015 • NFL EXPERIENCE (NFL/TITANS): 3/3

HOMETOWN: LOCKPORT, N.Y.

GAMES PLAYED/GAMES STARTED: 25/0 (PLAYOFFS: 2/0)



PRO: The Titans originally signed David Fluellen at the beginning of the 2015 training camp to add depth to the running back rotation. The former University of Toledo product is a hard-nosed ball carrier that displays good vision and an athletic frame. The 5-foot-11-inch, 224-pounder spent the entire 2015 season and most of the 2016 campaign on the Titans' practice squad. He earned a permanent spot on the 53-man roster in 2017 and 2018. Prior to his arrival in Tennessee, Fluellen spent time with the Philadelphia Eagles and Indianapolis Colts.

TITANS TIDBITS:

- Fluellen's favorite personal moment in sports growing up was his first touchdown when he was eight years old. He strip-sacked the quarterback, picked up the fumble and ran it in.
- He is married to Nashville TV anchor/reporter Desiree Wiley, who has worked for NBC affiliate WSMV-4.
- Fluellen enjoys bowling, mini-golf and watching movies with his wife in his free time.
- He hosted the first annual David Fluellen Football Camp in June 2018 at his high school alma mater in New York, Lockport High School.

CAREER TRANSACTIONS:

- The Lockport, N.Y., native was originally signed by the Philadelphia Eagles as a rookie free agent on May 10, 2014.
- Traded by the Eagles to the Indianapolis Colts for kicker Cody Parkey on Aug. 20, 2014.
- Released by the Colts on Aug. 30, 2014.
- Signed by the Titans as a free agent on July 30, 2015.
- Waived by the Titans on Sept. 5, 2015 and signed to the team's practice squad a day later.
- Signed by the Titans to a future contract on Jan. 4, 2016.
- Released by the Titans on Sept. 3, 2016 and signed to the team's practice squad a day later.
- Signed by the Titans to the active roster from their practice squad on Nov. 8, 2016.
- Released by the Titans on Dec. 12, 2016 and signed to the team's practice squad two days later.
- Re-signed by the Titans on Jan. 2, 2017.

SEASON RECAPS:

2019 (2/0, 0/0): Saw action as a reserve in two games. Was inactive for two games. Placed on injured reserve on Oct. 4, 2019.

- At Cleveland (9/8), saw action as a reserve on special teams.
- Against Indianapolis (9/15), was inactive.
- At Jacksonville (9/19), was inactive.
- At Atlanta (9/29), returned to the lineup as a reserve on special teams.

2018 (7/0): Appeared in seven games as a reserve and carried the ball four times for 16 yards. Collected two special teams tackles on coverage units. Was inactive for seven games. Placed on injured reserve on Dec. 20, 2018 and missed the final two contests. Tied for the team lead in special teams tackles once in 2018 (at DAL).

- At Miami (9/9), played as a reserve on special teams and collected a tackle on coverage units.
- Against Houston (9/16), saw action as a reserve on special teams before leaving the game in the first quarter with an injury.
- At Los Angeles Chargers in London (10/21), saw action as a reserve at running back and rushed once for two yards.
- Against New England (11/11), saw action as a reserve at running back

and carried the ball three times for 14 yards before leaving the contest in the second quarter with an injury.

2017 (16/0, 2/0): Saw action in all 16 games as a reserve primarily on special teams and notched nine special teams tackles. Carried the ball four times for 21 yards. Played as a reserve in his first two career postseason contests and notched a special teams stop. Tied for the team lead in special teams tackles once in 2017 (at CLE). Appeared in his first career NFL game against Oakland (9/10/17).

- Against Oakland (9/10), saw action as a reserve on special teams in his NFL debut.
- At Jacksonville (9/17), played as a reserve at running back and carried the ball three times for 18 yards. Collected a special teams tackle on coverage units.
- At Houston (10/1), played as a reserve on special teams and saw limited action at running back. Carried the ball once for three yards.
- Against Baltimore (11/5), played as a reserve on special teams and notched two tackles on coverage units.
- Against Jacksonville (12/31), registered two special teams tackles on coverage units.
- At Kansas City (1/6), played as a reserve at running back and on special teams in his first career postseason game. Posted a special teams tackle on coverage units.

2016 (0/0): Spent the first nine weeks of the season on the Titans' practice squad before being elevated to the 53-man roster on Nov. 8. Was inactive for four games. Was released on Dec. 12 and spent the final three weeks on the team's practice squad.

2015 (0/0): Spent the entire season on the Titans' practice squad.

COLLEGE:

- A two-time first-team All-MAC selection, Fluellen finished his collegiate career fourth on Toledo's all-time rushing list with 3,336 rushing yards.
- As a senior (2013), gained 1,121 yards rushing despite missing most of four games due to injuries. Added 10 touchdowns during his senior campaign, earning first-team All-MAC honors for his play.
- As a junior (2012), garnered first-team All-MAC accolades after finishing eighth in the nation with 124.8 yards per game. His 1,498 rushing yards ranked fifth all-time at Toledo and his 13 touchdowns were a career high.
- Surpassed the 100-yard mark in six straight games as a junior, including a trio of 200-plus contests.
- As a sophomore (2011), ranked third on the team with 493 rushing yards.
- As a true freshman (2010), gained 224 yards and score one touchdown on 38 carries.
- Earned his degree in criminal justice at Toledo.

PERSONAL:

- Married to Desiree Wiley, the couple resides in Nashville.
- Earned first-team All-Western New York and first-team Class AA all-state honors as a senior at Lockport High School after rushing for 1,638 yards and 19 touchdowns as a senior.
- Finished his career as Lockport's all-time leading rusher with 4,744 yards and was named the Class AA Co-Player of the Year as a senior, in addition to being named a top five finalist for the New York State Player of the Year award.
- Son of David Fluellen Sr. and Arletha.
- His brother, Jhamal Fluellen, was a running back at Syracuse and Maine.

He also has five sisters.

- List of favorites: (actor) Denzel Washington; (movie) "300"; (restaurant) Chipotle; (musician) Drake; and (athlete as a child) Michael Jordan.
- Born David Fluellen on Jan. 28, 1992 in Lockport, N.Y.

DAVID FLUELLEN'S GAME-BY-GAME

2017 Tennessee Titans

| Date | Opp | W/L | P/S | RUSHING | | | | | RECEIVING | | | | |
|-----------------|-------|------------|-------------|----------|-----------|------------|-----------|----------|-----------|----------|------------|----------|----------|
| | | | | Att | Yds | Avg | Lg | TD | No | Yds | Avg | Lg | TD |
| Sept 10 | Oak | L | p | 0 | 0 | - | 0 | 0 | 0 | 0 | - | 0 | 0 |
| Sept 17 | @ Jax | W | p | 3 | 18 | 6.0 | 10 | 0 | 0 | 0 | - | 0 | 0 |
| Sept 24 | Sea | W | p | 0 | 0 | - | 0 | 0 | 0 | 0 | - | 0 | 0 |
| Oct 1 | @ Hou | L | p | 1 | 3 | 3.0 | 3 | 0 | 0 | 0 | - | 0 | 0 |
| Oct 8 | @ Mia | L | p | 0 | 0 | - | 0 | 0 | 0 | 0 | - | 0 | 0 |
| Oct 16 | Ind | W | p | 0 | 0 | - | 0 | 0 | 0 | 0 | - | 0 | 0 |
| Oct 22 | @ Cle | W | p | 0 | 0 | - | 0 | 0 | 0 | 0 | - | 0 | 0 |
| Nov 5 | Bal | W | p | 0 | 0 | - | 0 | 0 | 0 | 0 | - | 0 | 0 |
| Nov 12 | Cin | W | p | 0 | 0 | - | 0 | 0 | 0 | 0 | - | 0 | 0 |
| Nov 16 | @ Pit | L | p | 0 | 0 | - | 0 | 0 | 0 | 0 | - | 0 | 0 |
| Nov 26 | @ Ind | W | p | 0 | 0 | - | 0 | 0 | 0 | 0 | - | 0 | 0 |
| Dec 3 | Hou | W | p | 0 | 0 | - | 0 | 0 | 0 | 0 | - | 0 | 0 |
| Dec 10 | @ Ari | L | p | 0 | 0 | - | 0 | 0 | 0 | 0 | - | 0 | 0 |
| Dec 17 | @ SF | L | p | 0 | 0 | - | 0 | 0 | 0 | 0 | - | 0 | 0 |
| Dec 24 | LAR | L | p | 0 | 0 | - | 0 | 0 | 0 | 0 | - | 0 | 0 |
| Dec 31 | Jax | W | p | 0 | 0 | - | 0 | 0 | 0 | 0 | - | 0 | 0 |
| Totals | | 9-7 | 16/0 | 4 | 21 | 5.3 | 10 | 0 | 0 | 0 | - | 0 | 0 |
| Playoffs | | | | | | | | | | | | | |
| Jan 6 | @ KC | W | p | 0 | 0 | - | 0 | 0 | 0 | 0 | - | 0 | 0 |
| Jan 13 | @ NE | L | p | 0 | 0 | - | 0 | 0 | 0 | 0 | - | 0 | 0 |
| Totals | | 1-1 | 2/0 | 0 | 0 | 0.0 | 0 | 0 | 0 | 0 | 0.0 | 0 | 0 |

2018 Tennessee Titans

| Date | Opp | W/L | P/S | RUSHING | | | | | RECEIVING | | | | |
|---------|-------|-----|-----|---------|-----|-----|----|----|-----------|-----|-----|----|----|
| | | | | Att | Yds | Avg | Lg | TD | No | Yds | Avg | Lg | TD |
| Sept 9 | @ Mia | L | p | 0 | 0 | - | 0 | 0 | 0 | 0 | - | 0 | 0 |
| Sept 16 | Hou | W | p | 0 | 0 | - | 0 | 0 | 0 | 0 | - | 0 | 0 |
| Sept 23 | @ Jax | W | IA | | | | | | | | | | |
| Sept 30 | Phi | W | IA | | | | | | | | | | |
| Oct 7 | @ Buf | L | p | 0 | 0 | - | 0 | 0 | 0 | 0 | - | 0 | 0 |
| Oct 14 | Bal | L | p | 0 | 0 | - | 0 | 0 | 0 | 0 | - | 0 | 0 |
| Oct 21 | @ LAC | L | p | 1 | 2 | 2.0 | 2 | 0 | 0 | 0 | - | 0 | 0 |
| Nov 5 | @ Dal | W | p | 0 | 0 | - | 0 | 0 | 0 | 0 | - | 0 | 0 |
| Nov 11 | NE | W | p | 3 | 14 | 4.7 | 13 | 0 | 0 | 0 | - | 0 | 0 |

| | | | | | | | | | | | | | |
|--|-------|------------|------------|----------|-----------|------------|-----------|----------|----------|----------|----------|----------|----------|
| Nov 18 | @ Ind | L | IA | | | | | | | | | | |
| Nov 26 | @ Hou | L | IA | | | | | | | | | | |
| Dec 2 | NYJ | W | IA | | | | | | | | | | |
| Dec 6 | Jax | W | IA | | | | | | | | | | |
| Dec 16 | @ NYG | W | IA | | | | | | | | | | |
| Dec 22 | Was | | | | | | | | | | | | |
| Dec 30 | Ind | | | | | | | | | | | | |
| Placed on injured reserve on Dec. 20, 2018 | | | | | | | | | | | | | |
| Totals | | 8-6 | 7/0 | 4 | 16 | 4.0 | 13 | 0 | 0 | 0 | - | 0 | 0 |

2019 Tennessee Titans

| Date | Opp | W/L | P/S | RUSHING | | | | | RECEIVING | | | | |
|---------------|-------|------------|------------|----------|----------|----------|----------|----------|-----------|----------|----------|----------|----------|
| | | | | Att | Yds | Avg | Lg | TD | No | Yds | Avg | Lg | TD |
| Sept 8 | @ Cle | W | p | 0 | 0 | - | 0 | 0 | 0 | 0 | - | 0 | 0 |
| Sept 15 | Ind | L | IA | | | | | | | | | | |
| Sept 19 | @ Jax | L | IA | | | | | | | | | | |
| Sept 29 | @ Atl | W | p | 0 | 0 | - | 0 | 0 | 0 | 0 | - | 0 | 0 |
| Oct 6 | Buf | | | | | | | | | | | | |
| Oct 13 | @ Den | | | | | | | | | | | | |
| Oct 20 | LAC | | | | | | | | | | | | |
| Oct 27 | TB | | | | | | | | | | | | |
| Nov 3 | @ Car | | | | | | | | | | | | |
| Nov 10 | KC | | | | | | | | | | | | |
| Nov 24 | Jax | | | | | | | | | | | | |
| Dec 1 | @ Ind | | | | | | | | | | | | |
| Dec 8 | @ Oak | | | | | | | | | | | | |
| Dec 15 | Hou | | | | | | | | | | | | |
| Dec 22 | NO | | | | | | | | | | | | |
| Dec 29 | @ Hou | | | | | | | | | | | | |
| Totals | | 2-2 | 2/0 | 0 | 0 | - | 0 | 0 | 0 | 0 | - | 0 | 0 |

DAVID FLUELLEN'S NFL STATISTICS

REGULAR SEASON

| Year | Team | GP | GS | RUSHING | | | | | RECEIVING | | | | |
|-------------------|-----------|-----------|----------|----------|-----------|------------|-----------|----------|----------------|----------|----------|----------|----------|
| | | | | No | Yds | Avg | Lg | TD | Att | Yds | Avg | Lg | TD |
| 2015 | Tennessee | 0 | 0 | | | | | | Practice Squad | | | | |
| 2016 | Tennessee | 0 | 0 | 0 | 0 | - | 0 | 0 | 0 | 0 | - | 0 | 0 |
| 2017 | Tennessee | 16 | 0 | 4 | 21 | 5.3 | 10 | 0 | 0 | 0 | - | 0 | 0 |
| 2018 | Tennessee | 7 | 0 | 4 | 16 | 4.0 | 13 | 0 | 0 | 0 | - | 0 | 0 |
| 2019 | Tennessee | 2 | 0 | 0 | 0 | - | 0 | 0 | 0 | 0 | - | 0 | 0 |
| NFL Totals | | 25 | 0 | 8 | 37 | 4.6 | 13 | 0 | 0 | 0 | - | 0 | 0 |

PLAYOFFS

| Year | Team | GP | GS | RUSHING | | | | | RECEIVING | | | | |
|-------------------|-----------|----------|----------|----------|----------|----------|----------|----------|-----------|----------|----------|----------|----------|
| | | | | No | Yds | Avg | Lg | TD | Att | Yds | Avg | Lg | TD |
| 2017 | Tennessee | 2 | 0 | 0 | 0 | - | 0 | 0 | 0 | 0 | - | 0 | 0 |
| NFL Totals | | 2 | 0 | 0 | 0 | - | 0 | 0 | 0 | 0 | - | 0 | 0 |

Single-Game Highs

Rushes - 3 (Twice last vs. New England 11/11/18)
 Rushing Yards - 18 at Jacksonville (9/17/17)
 Long Rush - 13 vs. New England (11/11/18)

Additional Statistics

Special Teams Tackles - 9 (2017), 2 (2018)

Playoff Statistics

Special Teams Tackles - 1 (2017)
 Kickoff Return - 1 for 12 yards (2017)



93 REGGIE GILBERT

OUTSIDE LINEBACKER • 6'4" • 260 LBS • COLLEGE: ARIZONA

ACQUIRED: TRADE (GB) - 2019 • NFL EXPERIENCE (NFL/TITANS): 2/1

HOMETOWN: LAVEEN, ARIZ.

GAMES PLAYED/GAMES STARTED: 29/5 (PLAYOFFS: 1/0)



PRO: The Titans traded for Reggie Gilbert late in the 2019 preseason to bolster the team's depth and experience at outside linebacker. The 6-foot-4-inch, 260-pounder played in 18 games during his first three seasons (2016-18) with the Green Bay Packers and amassed 47 tackles and 3.5 sacks. The University of Arizona product entered the NFL as a rookie free agent following the 2016 NFL Draft.

CAREER HIGHLIGHTS:

- In 2018, Gilbert played in all 16 games for the first time in his career and posted 44 tackles, six tackles for a loss, 2.5 sacks, a fumble recovery and four quarterback hits. Ranked second on the squad with 15 quarterback pressures.
- In 2017, Gilbert appeared in two games and collected three tackles, a sack, five quarterback pressures and three quarterback hits.
- In his NFL debut against Minnesota (12/23/17), recorded a team-high four quarterback pressures and a career-best three quarterback hits.

TITANS TIDBITS:

- Gilbert's sister, Vicki Baugh, played for the WNBA's Tulsa Shock (2014-15) and San Antonio Stars (2016).
- As part of My Cause My Cleats, Gilbert wore cleats to raise awareness for those, including his aunt, who have lupus.
- Gilbert's final four seasons at the University of Arizona (2012-15) were the winningest four seasons in program history, as the Wildcats accumulated 33 wins and went to four bowl games.

CAREER TRANSACTIONS:

- The Laveen, Ariz., native was originally signed by the Green Bay Packers as an undrafted free agent on May 6, 2016.
- Waived by the Packers on Sept. 3, 2016 and signed to the team's practice squad two days later.
- Signed by the Packers to a future's contract on Jan. 24, 2017.
- Waived by the Packers on Sept. 2, 2017 and signed to the team's practice squad a day later.
- Signed by the Packers to their active roster from the practice squad on Dec. 22, 2017.
- Traded by the Packers to the Titans in exchange for a 2020 conditional seventh-round draft pick on Aug. 29, 2019.

SEASON RECAPS:

2019 (11/5, 1/0 - Tennessee): Played in 11 games with five starts at outside linebacker and collected 24 tackles, a sack, seven quarterback pressures, a stop for loss, a pass defended and three special teams tackles. Was inactive for five games. Appeared in one postseason contest and notched a quarterback pressure. Was inactive for two postseason games. Tied for the team lead in sacks once in 2019 (vs. BUF). Tied for the team lead in passes defended once in 2019 (vs. JAX). Tied for the team lead in special teams tackles twice in 2019 (vs. TB, vs. HOU). Notched his first career NFL start at Atlanta (9/29/19).

- At Cleveland (9/8), was inactive.
- Against Indianapolis (9/15), was inactive.
- At Jacksonville (9/19), made his Titans debut as a reserve at outside linebacker and on special teams. Posted two tackles on defense. Stuffed Leonard Fournette for no gain on a rush up the middle on the final play of the third quarter.
- At Atlanta (9/29), made his first career start at outside linebacker and registered three tackles and a quarterback pressure. Combined with Logan Ryan to stop Devonta Freeman for a one-yard loss on a rush off left guard

early in the third quarter.

- Against Buffalo (10/6), started at outside linebacker and notched three tackles, including a sack, a stop for loss and a quarterback pressure. Dropped Josh Allen for a four-yard sack in the final quarter. Teamed with Harold Landry to stuff Frank Gore for a one-yard loss on a rush off left end late in the fourth quarter.
- At Denver (10/13), started at outside linebacker and recorded two tackles.
- Against L.A. Chargers (10/20), started at outside linebacker and posted four tackles. Combined with Kevin Byard to stop Melvin Gordon for no gain on a rush off right tackle in the second quarter.
- Against Tampa Bay (10/27), started at outside linebacker and tallied a tackle and a quarterback pressure. Notched a special teams tackle on coverage units.
- At Carolina (11/3), was inactive.
- Against Kansas City (11/10), played as a reserve at outside linebacker and registered three tackles. Combined with Wesley Woodyard to stuff Damien Williams for no gain on a rush off left tackle in the second quarter.
- Against Jacksonville (11/24), saw action as a reserve at outside linebacker and notched two quarterback pressures and a pass defended. Collected a special teams tackle on coverage units. Batted down a pass intended for Leonard Fournette in the fourth quarter.
- At Indianapolis (12/1), was inactive.
- At Oakland (12/8), played as a reserve at outside linebacker and amassed three tackles and a quarterback pressure.
- Against Houston (12/15), saw action as a reserve at outside linebacker and totaled three tackles. Collected a special teams tackle on coverage units.
- Against New Orleans (12/22), was inactive.
- At Houston (12/29), played as a reserve at outside linebacker and recorded a quarterback pressure.
- At New England (1/4), was inactive.
- At Baltimore (1/11), made his postseason debut as a reserve at outside linebacker and recorded a quarterback pressure.
- At Kansas City (1/19), was inactive.

2018 (16/0 - Green Bay): Played in all 16 games and recorded 44 tackles, six tackles for a loss, 2.5 sacks, a fumble recovery, four quarterback hits, 15 QB pressures (second on the team) and two passes defended. Added two tackles on special teams.

- Against Chicago (9/9), tied a career high with a team-best four quarterback pressures.
- Against Minnesota (9/16), registered a half sack, two quarterback hits and a quarterback pressure. On a third-and-10 midway through the first quarter, shared a six-yard sack of Kirk Cousins with Jaire Alexander to force a punt.
- Against Buffalo (9/30), totaled four tackles, a sack and two quarterback pressures. Late in the third quarter, came off the left side to get to Josh Allen for a seven-yard sack on third down. Added a tackle on special teams.
- Against San Francisco (10/15), posted a career-high six tackles.
- At L.A. Rams (10/28), matched his career high with six tackles, including three tackles for a loss. Added a quarterback pressure and a quarterback hit.
- Against Miami (11/11), notched two tackles, a sack, his first career fumble recovery and a quarterback pressure. On the opening series with the Dolphins driving, recovered a Brock Osweiler fumble at the Green Bay 30 after Osweiler mishandled a shotgun snap. Late in the fourth quarter, shed a block and chased down Osweiler for a 12-yard sack on fourth down to give the Packers the ball as they ran out the clock to seal the win.

2017 (2/0 - Green Bay): Played in two games and registered three tackles,

a sack, five quarterback pressures and three quarterback hits. Was signed to the active roster from the practice squad on Dec. 22. Was on Green Bay's practice squad for the first 15 weeks of the season.

- Against Minnesota (12/23), made his NFL debut and recorded a team-high four quarterback pressures and a team-best three quarterback hits.
- At Detroit (12/31), posted three tackles, a sack and a quarterback pressure. Early in the second quarter, tackled Golden Tate for no gain on a screen. Later in the quarter, registered his first career sack, coming around on a stunt to bring down Matthew Stafford for an eight-yard loss.

2016 (0/0 - Green Bay): Spent his entire rookie campaign on the Packers' practice squad.

COLLEGE:

- Started 47 of 57 games played at Arizona and registered 143 tackles, 27 tackles for a loss, 14 sacks, three forced fumbles and two fumble recoveries.
- Played in four bowl games and helped lead his program to 33 wins from 2012-15, which served as the winningest four-year stretch in Arizona history.
- As a fifth-year senior (2015), received a medical-hardship waiver for a final season of eligibility. Started all 13 games, serving as one of four senior team captains, and was an All-Pacific-12 honorable mention selection. Was voted the team's Defensive Player of the Week on four separate occasions. Recorded 41 tackles, 8.5 tackles for a loss, 3.5 sacks and a forced fumble.
- As a senior (2014), started 13 of 14 games played, primarily at defensive end, producing a career-high 49 tackles, 5.5 tackles for a loss and three sacks to go along with a forced fumble.
- As a junior (2013), started all 13 games and compiled 34 tackles, seven tackles for a loss, four sacks and a forced fumble. Earned Pac-12 All-Academic honorable mention.
- As a sophomore (2012), started eight of 11 games, recording 19 tackles,

six tackles for a loss, 3.5 sacks and two fumble recoveries. Earned Pac-12 All-Academic honorable mention.

- As a freshman (2011), saw action in six games before suffering a season-ending injury. Served as a backup defensive lineman and contributed on the special teams units.
- Earned his undergraduate degree in general studies from Arizona in the summer 2015.

PERSONAL:

- Attended Fairfax (Laveen, Ariz.) High School.
- As a senior, sustained a foot injury that hindered his final high school campaign.
- As a junior, registered 58 tackles, 13 sacks and two forced fumbles while playing on both sides of the ball as a defensive end and tight end.
- Selected All-West Region by PrepStar and Preseason All-Arizona Defense by 247football.com.
- Also lettered three years in track.
- Follow Gilbert on Instagram at @reggiegilbert_8.
- Born Reggie A. Gilbert Jr. on April 1, 1993 in Sacramento, Calif.

REGGIE GILBERT'S GAME-BY-GAME

2017 Green Bay Packers

| Date | Opp | W/L | P/S | Tot Solo Asst | Sk | - Yds | QBP | TFL | Int | - Yds | -TD | PD | FF | FR | - Yds | SpT |
|---------------|--------|-----|------------|---------------|----------|----------|----------|------------|------------|-----------|-----------|----------|----------|----------|----------|----------|
| Sept 10 | Sea | W | PS | | | | | | | | | | | | | |
| Sept 17 | @ Atl | L | PS | | | | | | | | | | | | | |
| Sept 24 | Cin | W | PS | | | | | | | | | | | | | |
| Sept 28 | Chi | W | PS | | | | | | | | | | | | | |
| Oct 8 | @ Dal | W | PS | | | | | | | | | | | | | |
| Oct 15 | @ Min | L | PS | | | | | | | | | | | | | |
| Oct 22 | NO | L | PS | | | | | | | | | | | | | |
| Nov 6 | Det | L | PS | | | | | | | | | | | | | |
| Nov 12 | @ Chi | W | PS | | | | | | | | | | | | | |
| Nov 19 | Bal | L | PS | | | | | | | | | | | | | |
| Nov 26 | @ Pitt | L | PS | | | | | | | | | | | | | |
| Dec 3 | TB | W | PS | | | | | | | | | | | | | |
| Dec 10 | @ Cle | W | PS | | | | | | | | | | | | | |
| Dec 17 | @ Car | L | PS | | | | | | | | | | | | | |
| Dec 23 | Min | L | p | 0 | 0 | 0 | 0.0 | 0.0 | NA | NA | 0 | 0 | 0 | 0 | 0 | 0 |
| Dec 31 | @ Det | L | p | 3 | 2 | 1 | 1.0 | 8.0 | NA | NA | 0 | 0 | 0 | 0 | 0 | 0 |
| Totals | | | 7-9 | 2/0 | 3 | 2 | 1 | 1.0 | 8.0 | NA | NA | 0 | 0 | 0 | 1 | 0 |

2018 Green Bay Packers

| Date | Opp | W/L | P/S | Tot Solo Asst | Sk | - Yds | QBP | TFL | Int | - Yds | -TD | PD | FF | FR | - Yds | SpT |
|---------|-------|-----|-----|---------------|----|-------|-----|------|-----|-------|-----|----|----|----|-------|-----|
| Sept 9 | Chi | W | p | 2 | 2 | 0 | 0.0 | 0.0 | NA | NA | 0 | 0 | 0 | 0 | 0 | 0 |
| Sept 16 | Min | T | p | 1 | 0 | 1 | 0.5 | 3.0 | NA | NA | 0 | 0 | 0 | 0 | 0 | 0 |
| Sept 23 | @ Was | L | p | 3 | 2 | 1 | 0.0 | 0.0 | NA | NA | 0 | 0 | 0 | 0 | 0 | 0 |
| Sept 30 | Buf | W | p | 4 | 3 | 1 | 1.0 | 7.0 | NA | NA | 0 | 0 | 0 | 0 | 0 | 1 |
| Oct 7 | @ Det | L | p | 4 | 3 | 1 | 0.0 | 0.0 | NA | NA | 0 | 0 | 0 | 0 | 0 | 0 |
| Oct 15 | SF | W | p | 6 | 4 | 2 | 0.0 | 0.0 | NA | NA | 0 | 0 | 0 | 0 | 0 | 0 |
| Oct 28 | @ LAR | L | p | 6 | 6 | 0 | 0.0 | 0.0 | NA | NA | 0 | 0 | 0 | 0 | 0 | 1 |
| Nov 4 | @ NE | L | p | 1 | 1 | 0 | 0.0 | 0.0 | NA | NA | 0 | 0 | 0 | 0 | 0 | 0 |
| Nov 11 | Mia | W | p | 2 | 1 | 1 | 1.0 | 12.0 | NA | NA | 0 | 0 | 0 | 0 | 1 | 0 |
| Nov 15 | @ Sea | L | p | 3 | 3 | 0 | 0.0 | 0.0 | NA | NA | 0 | 0 | 0 | 0 | 0 | 0 |
| Nov 25 | @ Min | L | p | 2 | 2 | 0 | 0.0 | 0.0 | NA | NA | 0 | 0 | 0 | 0 | 0 | 0 |

| | | | | | | | | | | | | | | | | |
|---------------|-------|---|--------------|-------------|-----------|-----------|----------|------------|-------------|-----------|-----------|----------|----------|----------|----------|----------|
| Dec 2 | Ari | L | p | 3 | 3 | 0 | 0.0 | 0.0 | NA | NA | 0 | 0 | 0 | 0 | 0 | 0 |
| Dec 9 | Atl | W | p | 1 | 1 | 0 | 0.0 | 0.0 | NA | NA | 0 | 0 | 0 | 0 | 0 | 0 |
| Dec 16 | @ Chi | L | p | 1 | 1 | 0 | 0.0 | 0.0 | NA | NA | 0 | 0 | 0 | 0 | 0 | 0 |
| Dec 23 | @ NYJ | W | p | 1 | 1 | 0 | 0.0 | 0.0 | NA | NA | 0 | 0 | 0 | 0 | 0 | 0 |
| Dec 30 | Det | L | p | 4 | 3 | 1 | 0.0 | 0.0 | NA | NA | 0 | 0 | 0 | 0 | 0 | 0 |
| Totals | | | 6-9-1 | 16/0 | 44 | 36 | 8 | 2.5 | 22.0 | NA | NA | 0 | 0 | 0 | 2 | 0 |

2019 Tennessee Titans

| Date | Opp | W/L | P/S | Tot Solo Asst | Sk | - Yds | QBP | TFL | Int | - Yds | -TD | PD | FF | FR | - Yds | SpT |
|---------------|-------|-----|------------|---------------|-----------|-----------|----------|------------|------------|----------|----------|----------|----------|----------|----------|----------|
| Sept 8 | @ Cle | W | IA | | | | | | | | | | | | | |
| Sept 15 | Ind | L | IA | | | | | | | | | | | | | |
| Sept 19 | @ Jax | L | p | 2 | 2 | 0 | 0.0 | 0.0 | 0 | 0 | 0 | 0 | 0 | 0 | 0 | 0 |
| Sept 29 | @ Atl | W | S | 3 | 2 | 1 | 0.0 | 0.0 | 1 | 0 | 0 | 0 | 0 | 0 | 0 | 0 |
| Oct 6 | Buf | L | S | 3 | 3 | 0 | 1.0 | 4.0 | 1 | 1 | 0 | 0 | 0 | 0 | 0 | 0 |
| Oct 13 | @ Den | L | S | 2 | 0 | 2 | 0.0 | 0.0 | 0 | 0 | 0 | 0 | 0 | 0 | 0 | 0 |
| Oct 20 | LAC | W | S | 4 | 1 | 3 | 0.0 | 0.0 | 0 | 0 | 0 | 0 | 0 | 0 | 0 | 0 |
| Oct 27 | TB | W | S | 1 | 1 | 0 | 0.0 | 0.0 | 1 | 0 | 0 | 0 | 0 | 0 | 0 | 1 |
| Nov 3 | @ Car | L | IA | | | | | | | | | | | | | |
| Nov 10 | KC | W | p | 3 | 2 | 1 | 0.0 | 0.0 | 0 | 0 | 0 | 0 | 0 | 0 | 0 | 0 |
| Nov 24 | Jax | W | p | 0 | 0 | 0 | 0.0 | 0.0 | 2 | 0 | 0 | 0 | 0 | 1 | 0 | 0 |
| Dec 1 | @ Ind | W | IA | | | | | | | | | | | | | |
| Dec 8 | @ Oak | W | p | 3 | 2 | 1 | 0.0 | 0.0 | 1 | 0 | 0 | 0 | 0 | 0 | 0 | 0 |
| Dec 15 | Hou | L | p | 3 | 2 | 1 | 0.0 | 0.0 | 0 | 0 | 0 | 0 | 0 | 0 | 0 | 1 |
| Dec 22 | NO | L | IA | | | | | | | | | | | | | |
| Dec 29 | @ Hou | W | p | 0 | 0 | 0 | 0.0 | 0.0 | 1 | 0 | 0 | 0 | 0 | 0 | 0 | 0 |
| Totals | | | 9-7 | 11/5 | 24 | 15 | 9 | 1.0 | 4.0 | 7 | 1 | 0 | 0 | 0 | 1 | 0 |

Playoffs

| | | | | | | | | | | | | | | | | |
|---------------|-------|---|------------|------------|----------|----------|----------|------------|------------|----------|----------|----------|----------|----------|----------|----------|
| Jan 4 | @ NE | W | IA | | | | | | | | | | | | | |
| Jan 11 | @ Bal | W | p | 0 | 0 | 0 | 0.0 | 0.0 | 1 | 0 | 0 | 0 | 0 | 0 | 0 | 0 |
| Jan 19 | @ KC | L | IA | | | | | | | | | | | | | |
| Totals | | | 2-1 | 1/0 | 0 | 0 | 0 | 0.0 | 0.0 | 1 | 0 | 0 | 0 | 0 | 0 | 0 |

REGGIE GILBERT'S NFL STATISTICS

REGULAR SEASON

| | | | | TACKLES | | | | | | | INTERCEPTIONS | | | | | FUMBLES | | | |
|------------|-----------|----|----|---------|------|------|-----|------|-----|-----|---------------|-----|----|----|----|---------|----|-----|-----|
| Year | Team | GP | GS | Tot | Solo | Asst | Sk | Yds | QBP | TFL | No | Yds | Lg | TD | PD | FF | FR | Yds | SpT |
| 2017 | Green Bay | 2 | 0 | 3 | 2 | 1 | 1.0 | 8.0 | NA | NA | 0 | 0 | 0 | 0 | 0 | 0 | 0 | 0 | 0 |
| 2018 | Green Bay | 16 | 0 | 44 | 36 | 8 | 2.5 | 22.0 | NA | NA | 0 | 0 | 0 | 0 | 2 | 0 | 1 | 0 | 2 |
| 2019 | Tennessee | 11 | 5 | 24 | 15 | 9 | 1.0 | 4.0 | 7 | 1 | 0 | 0 | 0 | 0 | 1 | 0 | 0 | 0 | 3 |
| NFL Totals | | 29 | 5 | 71 | 53 | 18 | 4.5 | 34.0 | 7 | 1 | 0 | 0 | 0 | 0 | 3 | 0 | 1 | 0 | 5 |

PLAYOFFS

| | | | | TACKLES | | | | | | | INTERCEPTIONS | | | | | FUMBLES | | | |
|------------|-----------|----|----|---------|------|------|-----|-----|-----|-----|---------------|-----|----|----|----|---------|----|-----|-----|
| Year | Team | GP | GS | Tot | Solo | Asst | Sk | Yds | QBP | TFL | No | Yds | Lg | TD | PD | FF | FR | Yds | SpT |
| 2019 | Tennessee | 1 | 0 | 0 | 0 | 0 | 0.0 | 0.0 | 1 | 0 | 0 | 0 | 0 | 0 | 0 | 0 | 0 | 0 | 0 |
| NFL Totals | | 1 | 0 | 0 | 0 | 0 | 0.0 | 0.0 | 1 | 0 | 0 | 0 | 0 | 0 | 0 | 0 | 0 | 0 | 0 |

Single-Game Highs

Tackles - 6 (Twice, last at L.A. Rams 10/28/18)

Sacks - **1** (Four times, last vs. Buffalo 10/6/19)

Passes Defensed - **1** (Three times, last vs. Jacksonville 11/24/19)

Fumble Recovery - 1 vs. Miami (11/11/18)

Playoff Single-Game Highs

Quarterback Pressures - **1** at Baltimore (1/11/20)



57 NIGEL HARRIS

LINEBACKER • 6'2" • 225 LBS • COLLEGE: SOUTH FLORIDA

ACQUIRED: FREE AGENT - 2018 • NFL EXPERIENCE (NFL/TITANS): 2/1

HOMETOWN: TAMPA, FLA.

GAMES PLAYED/GAMES STARTED: 11/1 (PLAYOFFS: 0/0)



PRO: The Titans originally signed linebacker Nigel Harris to the practice squad during Week 6 of the 2018 season and elevated him to the active roster in Week 16 to provide depth to the linebacking corps. The 6-foot-2-inch, 225-pounder was originally signed by the Los Angeles Chargers as an undrafted free agent following the 2017 NFL Draft. The Tampa, Fla., native has also spent time with the New York Giants, Tampa Bay Buccaneers, and Arizona Cardinals, and appeared in eight games with one start between three different clubs as a rookie.

CAREER HIGHLIGHTS:

- In 2017, saw action in eight games with one start as a rookie and totaled nine tackles and three special teams stops.

TITANS TIDBITS:

- A native of Tampa, Fla., Harris stayed local for college and attended the University of South Florida. His brother, Brandon, and cousin, Lindsey Lamar, also played football for the Bulls.

CAREER TRANSACTIONS:

- The Tampa, Fla., native originally signed with the Los Angeles Chargers as a rookie free agent following the 2017 NFL Draft.
- Waived by the Chargers on Oct. 16, 2017 and claimed by the New York Giants a day later.
- Waived by the Giants on Dec. 6, 2017.
- Signed by the Tampa Bay Buccaneers to the team's practice squad on Dec. 13, 2017.
- Signed by the Buccaneers to their active roster from the team's practice squad on Dec. 20, 2017.
- Waived by the Buccaneers on Sept. 2, 2018.
- Signed by the Arizona Cardinals to the team's practice squad on Sept. 18, 2018.
- Waived by the Cardinals on Oct. 2, 2018.
- Signed by the Titans to their practice squad on Oct. 9, 2018.
- Signed by the Titans to their active roster from the team's practice squad on Dec. 20, 2018.
- Waived injured by the Titans on Aug. 19, 2019.
- Signed by the Titans to their practice squad on Oct. 15, 2019.
- Signed by the Titans to their active roster from the team's practice squad on Dec. 18, 2019.

SEASON RECAPS:

2019 (1/0, 0/0 - Tennessee): Appeared as a reserve in one contest. Spent 12 weeks, including all three postseason contests, on the Titans' practice squad.

- Against New Orleans (12/22), saw action as a reserve on special teams.

2018 (2/0 - Tennessee): Appeared in two games as a reserve. Spent nine weeks on the team's practice squad before being signed to the active roster.

- Against Washington (12/22), made his Titans debut as a reserve on special teams.
- Against Indianapolis (12/30), saw action as a reserve on special teams.

2017 (5/1 - L.A. Chargers; 2/0 - N.Y. Giants; 1/0 - Tampa Bay): Saw action in eight games with one start as a rookie and totaled nine tackles and three special teams stops. Appeared in five contests with one start for the Chargers and collected eight tackles. Suited up in two games with the Giants and notched a tackle. Saw action in one matchup with the Buccaneers.

- At Denver (9/11), made his NFL debut.
- Against Philadelphia (10/1), posted a career-high four tackles.

COLLEGE:

- Played in 47 games with 41 starts over four seasons at South Florida (2013-16). Totaled 232 tackles, 27 tackles for loss, 3.5 sacks, two quarterback hurries, three interceptions, three passes defended, eight forced fumbles and three fumble recoveries. His eight career forced fumbles rank second all-time in program history.
- As a senior (2016), started all 13 games and posted a team-leading and career-high 78 tackles. Also recorded 9.5 tackles for loss, two sacks, one quarterback hurry, a career-high two interceptions and one pass defended.
- As a junior (2015), played in 11 contests with 10 starts and notched 42 tackles, 4.5 tackles for loss, 1.5 sacks, one interception and one forced fumble.
- As a sophomore (2014), started all 11 games and totaled 77 tackles, a career-high 10.5 tackles for loss, six forced fumbles and two fumble recoveries.
- Against Maryland (9/6/14), posted a team-leading 11 tackles, three tackles for loss, one forced fumble and one fumble recovery. Was named AAC Defensive Player of the Week after his performance.
- As a freshman (2013), appeared in all 12 games with seven starts and totaled 35 tackles, 2.5 tackles for loss, one pass defended, and one forced fumble.
- Graduated from South Florida in spring 2017.

PERSONAL:

- Attended Hillsborough (Fla.) High School and tallied 301 tackles, three sacks, seven quarterback pressures, four passes defended, one interception, and three fumble recoveries.
- As a senior, was a first-team 6A All-State selection by the Associated Press, and a first-team All-Hillsborough selection.
- Son of Lindsey and Connie Harris.
- Follow Harris on Twitter and Instagram at @wiz_kidnookie7.
- Born Nigel Harris on Dec. 7, 1994 in Tampa, Fla.

NIGEL HARRIS' GAME-BY-GAME

2017 Los Angeles Chargers

| Date | Opp | W/L | P/S | Tot | Solo | Asst | Sk | - Yds | QBP | TFL | Int - Yds | -TD | PD | FF | FR - Yds | SpT |
|---------|-------|-----|-----|-----|------|------|-----|-------|-----|-----|-----------|-----|----|----|----------|-----|
| Sept 11 | @ Den | L | p | 0 | 0 | 0 | 0.0 | 0.0 | 0 | 0 | 0 | 0 | 0 | 0 | 0 | NA |
| Sept 17 | Mia | L | p | 3 | 3 | 0 | 0.0 | 0.0 | 0 | 0 | 0 | 0 | 0 | 0 | 0 | NA |
| Sept 24 | KC | L | S | 1 | 1 | 0 | 0.0 | 0.0 | 0 | 0 | 0 | 0 | 0 | 0 | 0 | NA |
| Oct 1 | Phi | L | p | 4 | 3 | 1 | 0.0 | 0.0 | 0 | 0 | 0 | 0 | 0 | 0 | 0 | NA |
| Oct 8 | @ NYG | W | p | 0 | 0 | 0 | 0.0 | 0.0 | 0 | 0 | 0 | 0 | 0 | 0 | 0 | NA |
| Oct 15 | @ Oak | W | IA | | | | | | | | | | | | | |

Waived on Oct. 16, 2017

| | | | | | | | | | | | | | | | | |
|---------------|------------|------------|----------|----------|----------|------------|------------|----------|----------|----------|----------|----------|----------|----------|----------|----------|
| Totals | 2-4 | 5/1 | 8 | 7 | 1 | 0.0 | 0.0 | 0 | 0 | 0 | 0 | 0 | 0 | 0 | 0 | 3 |
|---------------|------------|------------|----------|----------|----------|------------|------------|----------|----------|----------|----------|----------|----------|----------|----------|----------|

2017 New York Giants

| Date | Opp | W/L | P/S | Tot | Solo | Asst | Sk | - Yds | QBP | TFL | Int - Yds | -TD | PD | FF | FR - Yds | SpT |
|--------|-----|-----|-----|-----|------|------|-----|-------|-----|-----|-----------|-----|----|----|----------|-----|
| Oct 22 | Sea | L | p | 0 | 0 | 0 | 0.0 | 0.0 | 0 | 0 | 0 | 0 | 0 | 0 | 0 | 0 |
| Nov 5 | LAR | L | p | 1 | 1 | 0 | 0.0 | 0.0 | 0 | 0 | 0 | 0 | 0 | 0 | 0 | 0 |

Placed on injured reserve on Nov. 7, 2017 and waived on Dec. 6, 2017

| | | | | | | | | | | | | | | | | |
|---------------|------------|------------|----------|----------|----------|------------|------------|----------|----------|----------|----------|----------|----------|----------|----------|----------|
| Totals | 0-2 | 2/0 | 1 | 1 | 0 | 0.0 | 0.0 | 0 | 0 | 0 | 0 | 0 | 0 | 0 | 0 | 0 |
|---------------|------------|------------|----------|----------|----------|------------|------------|----------|----------|----------|----------|----------|----------|----------|----------|----------|

2017 Tampa Bay Buccaneers

| Date | Opp | W/L | P/S | Tot | Solo | Asst | Sk | - Yds | QBP | TFL | Int - Yds | -TD | PD | FF | FR - Yds | SpT |
|---------------|------------|------------|----------|---|----------|----------|------------|------------|----------|----------|-----------|----------|----------|----------|----------|----------|
| Dec 18 | Atl | L | | Signed to practice squad on Dec. 13, 2017 and to active roster on Dec. 20, 2017 | | | | | | | | | | | | |
| Dec 24 | @ Car | L | IA | | | | | | | | | | | | | |
| Dec 31 | NO | W | p | 0 | 0 | 0 | 0.0 | 0.0 | 0 | 0 | 0 | 0 | 0 | 0 | 0 | 0 |
| Totals | 1-2 | 1/0 | 0 | 0 | 0 | 0 | 0.0 | 0.0 | 0 | 0 | 0 | 0 | 0 | 0 | 0 | 0 |

2018 Tennessee Titans

| Date | Opp | W/L | P/S | Tot | Solo | Asst | Sk | - Yds | QBP | TFL | Int - Yds | -TD | PD | FF | FR - Yds | SpT |
|---------------|------------|------------|----------|----------|----------|----------|------------|------------|----------|----------|-----------|----------|----------|----------|----------|----------|
| Dec 22 | Was | W | p | 0 | 0 | 0 | 0.0 | 0.0 | 0 | 0 | 0 | 0 | 0 | 0 | 0 | 0 |
| Dec 30 | Ind | L | p | 0 | 0 | 0 | 0.0 | 0.0 | 0 | 0 | 0 | 0 | 0 | 0 | 0 | 0 |
| Totals | 1-1 | 2/0 | 0 | 0 | 0 | 0 | 0.0 | 0.0 | 0 | 0 | 0 | 0 | 0 | 0 | 0 | 0 |

2019 Tennessee Titans

| Date | Opp | W/L | P/S | Tot | Solo | Asst | Sk | - Yds | QBP | TFL | Int - Yds | -TD | PD | FF | FR - Yds | SpT |
|---------------|------------|------------|----------|----------|----------|----------|------------|------------|----------|----------|-----------|----------|----------|----------|----------|----------|
| Dec 22 | NO | L | p | 0 | 0 | 0 | 0.0 | 0.0 | 0 | 0 | 0 | 0 | 0 | 0 | 0 | 0 |
| Dec 29 | @ Hou | | | | | | | | | | | | | | | |
| Totals | 0-1 | 1/0 | 0 | 0 | 0 | 0 | 0.0 | 0.0 | 0 | 0 | 0 | 0 | 0 | 0 | 0 | 0 |


NIGEL HARRIS' NFL STATISTICS

REGULAR SEASON

| Year | Team | GP | GS | TACKLES | | | | | | | INTERCEPTIONS | | | | | FUMBLES | | | |
|-------------------|------------|-----------|----------|----------|----------|----------|------------|------------|----------|----------|---------------|----------|----------|----------|----------|----------|----------|----------|----------|
| | | | | Tot | Solo | Asst | Sk | Yds | QBP | TFL | No | Yds | Lg | TD | PD | FF | FR | Yds | SpT |
| 2017 | LAC/NYG/TB | 8 | 1 | 9 | 7 | 2 | 0.0 | 0.0 | 0 | 0 | 0 | 0 | 0 | 0 | 0 | 0 | 0 | 0 | 3 |
| 2018 | Tennessee | 2 | 0 | 0 | 0 | 0 | 0.0 | 0.0 | 0 | 0 | 0 | 0 | 0 | 0 | 0 | 0 | 0 | 0 | 0 |
| 2019 | Tennessee | 1 | 0 | 0 | 0 | 0 | 0.0 | 0.0 | 0 | 0 | 0 | 0 | 0 | 0 | 0 | 0 | 0 | 0 | 0 |
| NFL Totals | | 11 | 1 | 9 | 7 | 2 | 0.0 | 0.0 | 0 | 0 | 0 | 0 | 0 | 0 | 0 | 0 | 0 | 0 | 3 |

Single-Game Highs

Tackles - 4 vs. Philadelphia (10/1/17)



22 DERRICK HENRY

RUNNING BACK • 6'3" • 247 LBS • COLLEGE: ALABAMA

ACQUIRED: 2ND ROUND - 2016 • NFL EXPERIENCE (NFL/TITANS): 4/4

HOMETOWN: YULEE, FLA.

GAMES PLAYED/GAMES STARTED: 62/31 (PLAYOFFS: 5/5)



Pro Bowl: 2019

PRO: The Titans selected Heisman Trophy winner Derrick Henry in the second round of the 2016 NFL Draft out of the University of Alabama. The 6-foot-3-inch, 247-pounder is a powerful, downhill runner who displays tremendous speed and balance. He racked up 2,293 rushing yards and scored 22 rushing touchdowns during his first three NFL seasons, including his first career 1,000-yard season in 2018. At Alabama, the Heisman Trophy winner set numerous school and SEC records while leading his team to a National Championship in 2015.

CAREER HIGHLIGHTS:

- In 2018, Henry was named to the PFWA All-AFC team after setting then single-season career highs in carries (215), rushing yards (1,059), rushing long (99t), and touchdowns (12).
- 2018 marked Henry's first career 1,000-yard season. He finished sixth in the NFL in rushing yards.
- In 2018, named AFC Offensive Player of the Week for Week 13 after collecting a franchise-best 238 rushing yards with a franchise-tying four rushing touchdowns against Jacksonville on Thursday Night Football (12/6). In the same game, he scored four rushing touchdowns to tie the franchise's single-game record (Earl Campbell, Lorenzo White).
- In Week 13 of the 2018 season, recorded the second 99-yard touchdown run in NFL history (Tony Dorsett). The run also set the mark for the longest touchdown run in franchise history and tied for the longest scrimmage play in NFL history. He also became the second player in NFL history with a rushing touchdown of at least 90 yards and a rushing touchdown of at least 50 yards in the same game (Chris Johnson).
- In 2018, named AFC Offensive Player of the Month for December after registering 97 carries for 625 yards and eight touchdowns.
- In 2018, became the seventh NFL player since the 1970 AFL-NFL merger with at least four rushing touchdowns and at least 200 rushing yards in a game (Clinton Portis, Barry Sanders, Doug Martin, Jonas Gray, Mike Anderson and Corey Dillon). Henry became the first to accomplish the feat in fewer than 20 carries (17).
- In 2017, Henry led the Titans with 744 rushing yards on 176 carries, and he rushed for five touchdowns for the second consecutive season.
- In the team's Wild Card playoff victory at Kansas City on Jan. 6, 2018, Henry recorded a franchise postseason record of 191 scrimmage yards (156 rushing, 35 receiving), breaking a 57-year-old postseason record set on Jan. 1, 1961, when Billy Cannon had 178 scrimmage yards against the Los Angeles Chargers. Henry's 156 rushing yards ranked second in franchise postseason history (162 by Eddie George on Jan. 16, 2000).
- In 2016, Henry rushed for 490 yards and five touchdowns to become the third rookie for the franchise in the "Titans era" to score at least five touchdowns in a season, joining Vince Young (seven rushing touchdowns in 2006) and Chris Johnson (nine rushing and one receiving in 2008).
- Despite playing just three seasons and not seeing extensive action in his first campaign at Alabama, Henry finished his career as the school's all-time rushing leader with 3,591 yards.
- As a senior in 2015, Henry claimed the Heisman Trophy and led his team to the College Football Playoff National Championship. He also won the Doak Walker and Maxwell Award and was selected as the Walter Camp Player of the Year after rushing for an Alabama and Southeastern Conference record 2,219 yards.

TITANS TIDBITS:

- In high school, Henry broke the 51-year-old national high school rushing record with 12,124 yards after compiling 4,261 rushing yards as a senior.

- Henry sealed an Iron Bowl victory with an epic, career-best 271 rushing yards against the Tigers in 2015. He put the Crimson Tide on his back by carrying the ball a school-record 46 times. His 271 rushing yards were 11 more yards than Auburn had in total offense (260). He ended the game with 14 consecutive rushes to run out the clock.

- His late grandmother, Gladys Henry, helped raise him and played a key inspirational role in his development. In 2018, he fulfilled a promise to her and graduated from Alabama with his bachelor's degree. He has a portrait tattoo of her on his chest.

- Gladys Henry nicknamed him "Shocka" as a baby because he "shocked the whole family" when he was born.

- Henry has been growing out his hair since he was in elementary school.

CAREER TRANSACTIONS:

- The Yulee, Fla., native was selected by the Titans in the second round (45th overall) the 2016 NFL Draft.

SEASON RECAPS:

2019 (15/15, 3/3): Named the NFL's FedEx Ground Player of the Year. Named second-team All-Pro by the Associated Press. Selected to his first career Pro Bowl. Started 15 games at running back and led the NFL with a career-best 1,540 rushing yards. Led the AFC, ranked third in NFL and led the squad with a career-high 18 total touchdowns. Hauled in 18 receptions for 206 yards with two receiving touchdowns. Ranked second in the AFC and fourth in the NFL with a career-best 1,746 yards from scrimmage. Has posted 24 rushing touchdowns in his past 20 regular season games, which leads the NFL in that time period. Finished with the fourth-best rushing yardage total in franchise history and second in franchise history with 16 rushing touchdowns. Was inactive for one contest. Started all three playoff contests and finished the postseason with 83 rushing attempts for a league-best 446 yards and two touchdowns. His rushing yardage total ranked second in franchise postseason history behind Eddie George's 449 rushing yards during the 1999 playoffs. Hauled in five passes for 21 yards and threw a three-yard touchdown pass. Led the team in rushing yards 17 times in 2019 (at CLE, vs. IND, at ATL, vs. BUF, at DEN, vs. LAC, vs. TB, at CAR, vs. KC, vs. JAX, at IND, at OAK, vs. HOU, at HOU, at NE, at BAL, at KC). Tied for the team lead in receptions once in 2019 (at BAL). Has 13 career 100-yard rushing performances (including the playoffs), including eight in 2019 (at ATL, vs. KC, vs. JAX, at IND, at OAK, at HOU, at NE, at BAL). With two rushing touchdowns against Kansas City (11/10/19), passed Lorenzo White (29) for fifth place on the franchise's all-time rushing touchdowns list. Became the sixth player in franchise history with at least 12 touchdowns in two or more consecutive seasons. With his 74-yard touchdown run against Jacksonville (11/24/19), he joined Napoleon Kaufman (1997-1999) and Robert Smith (1997-2000) as the only players in NFL history to record a rushing touchdown of at least 70 yards in three consecutive seasons. Passed Steve McNair (3,439 career rushing yards) for sixth place on the team's all-time rushing list and later passed Hoyle Granger (3,514) for fifth place on the team's all-time rushing list at Oakland (12/8/19). Set a franchise playoff record with 182 rushing yards at New England (1/4/20) and then reset it with 195 rushing yards at Baltimore (1/11/20).

- At Cleveland (9/8), started at running back and rushed a game-high 19 times for a team-best 84 yards with a touchdown. Snared one reception for a career-best 75-yard touchdown. It was his first career performance with a rushing touchdown and receiving touchdown in a game. Gave the Titans a 10-6 lead with a one-yard touchdown plunge in the second quarter. Answered a Browns touchdown with a 75-yard touchdown reception on a screen to give the Titans a 22-13 lead late in the third quarter.

- Against Indianapolis (9/15), started at running back and led the team with 82 rushing yards on 15 carries with a touchdown. Caught two passes for 12 yards. Gave the Titans a 14-13 lead with a one-yard touchdown plunge in the third stanza.
- At Jacksonville (9/19), started at running back and carried the ball 17 times for 44 yards with a touchdown. Hauled in one reception for two yards. Cut the Jaguars' lead with a one-yard touchdown plunge early in the final stanza.
- At Atlanta (9/29), started at running back and led the team with 100 rushing yards on 27 carries. Hauled in one reception for eight yards out of the backfield.
- Against Buffalo (10/6), started at running back and led the team with 78 rushing yards on 20 carries with a touchdown. Rumbled for 24 yards on a rush off right end late in the first quarter. Evened the score at 7-7 with a one-yard touchdown plunge on third-and-one in the third quarter.
- At Denver (10/13), started at running back and led the team with 28 rushing yards on 15 carries. Caught one pass for five yards out of the backfield.
- Against L.A. Chargers (10/20), started at running back and led the team with 90 rushing yards on 22 rushes with a touchdown. Snagged one reception for 18 yards. Extended the Titans' lead to 23-13 with an 11-yard touchdown rumble off left end in the fourth quarter. On an eight-yard run in the fourth quarter, he passed Ronnie Coleman (2,769 career rushing yards) for ninth place on the franchise's all-time rushing list.
- Against Tampa Bay (10/27), started at running back and led the team with 75 rushing yards on 16 carries. Grabbed one reception for eight yards. Rumbled for 34 yards on a rush from his own goalline in the first quarter.
- At Carolina (11/3), started at running back and carried the ball 13 times for 63 yards with a touchdown. Snared three passes for 36 yards with a receiving score. During the Titans' initial touchdown drive in the third quarter, rushed seven times for 47 yards and finished the march with an eight-yard touchdown run up the middle. Cut the Panthers' lead to 24-14 with a 23-yard touchdown reception on a screen early in the final quarter.
- Against Kansas City (11/10), started at running back and rushed 23 times for a season-best 188 rushing yards with two touchdowns. Caught two passes for three yards. Gave the Titans a 20-19 with a 68-yard touchdown run up the middle in the third quarter. On his 68-yard touchdown, became the ninth player in franchise history to reach 3,000 career rushing yards. Cut the Chiefs' lead to 29-27 with a one-yard touchdown plunge midway through the fourth quarter.
- Against Jacksonville (11/24), started at running back and rushed 19 times for 159 yards with two touchdowns. Caught one pass for 16 yards. Set up the Titans' second touchdown with a pass to Jonnu Smith which drew a 16-yard pass interference penalty in the end zone in the third quarter. Broke the game open with a 74-yard touchdown run down the left sideline in the third quarter. Less than 30 seconds later after a Titans' fumble recovery on the ensuing kickoff, gave the team a commanding 28-3 lead with a seven-yard touchdown plunge.
- At Indianapolis (12/1), started at running back and carried the ball 26 times for 149 yards with a touchdown. Tied for the team lead with three receptions for 17 yards. Posted his third consecutive 100-yard+ rushing performance. Kept the Titans' opening touchdown drive alive with a three-yard run on third-and-one in the first quarter. Kickstarted the Titans' second touchdown march with a 34-yard run off right end in the third stanza. Cut the Colts lead to 17-14 with a 13-yard touchdown jaunt on fourth-and-one in the third quarter.
- At Oakland (12/8), started at running back and posted his fourth consecutive 100-yard rushing performance with a team-best 103 yards on the ground on 18 carries with two rushing scores. Caught one pass for six yards. Extended the Titans' first touchdown drive with a 12-yard rumble on third-and-one in the opening quarter. Evened the score at 7-7 with a 12-yard touchdown run off left end in the opening quarter. Gave the Titans a 28-21 lead with a 10-yard touchdown jaunt up the middle in the third stanza.
- Against Houston (12/15), started at running back and led the team with 86 rushing yards on 21 carries.
- Against New Orleans (12/22), was inactive.
- At Houston (12/29), named AFC Offensive Player of the Week. Rushed a season-high 32 times for a season-best 211 yards with three touchdowns to become the NFL's leading rusher in 2019. Carried the ball seven times for 46 yards during the Titans' touchdown march to start the second half. Increased the Titans lead to 21-7 with a three-yard touchdown plunge in the third quarter. Gave the Titans a 28-14 advantage with a one-yard touchdown run early in the final stanza. Sealed the victory and captured the 2019 NFL rushing title with a 53-yard touchdown jaunt late in the fourth

quarter.

- At New England (1/4), started at running back and led the team with a then franchise playoff record 182 rushing yards on 34 carries with a touchdown. Snared a 22-yard reception out of the backfield. Rushed for the second-most yards on the road in an NFL playoff game since 1950. Fueled the Titans' opening touchdown march with seven carries for 49 yards. Kickstarted the Titans' second touchdown drive with a 29-yard jaunt off right tackle in the second quarter. Set up the Titans' second touchdown with a 22-yard catch on a screen down to the Patriots' one-yard line late in the second quarter. Gave the Titans a 14-13 lead with a one-yard touchdown plunge late in the second stanza. Accounted for all 75 yards during the Titans' second touchdown drive.
- At Baltimore (1/11), started at running back. Collected a franchise postseason record 195 rushing yards on 30 carries and threw his first career touchdown pass. Tied for the team lead with two catches for seven yards. Set up the Titans' third touchdown of the afternoon with a 66-yard jaunt up the middle to the Ravens' six-yard line in the third quarter. Extended the Titans lead to 21-6 with a three-yard touchdown pass to Corey Davis out of the wildcat formation midway through the third stanza.
- At Kansas City (1/19), started at running back and rushed 19 times for 69 yards with a touchdown. Hauled in two passes for minus-eight yards. Gave the Titans a 10-0 lead with a four-yard touchdown run on a direct snap in the first quarter. Extended the Titans' second touchdown drive with a three-yard run on third-and-one in the second stanza.

2018 (16/12): Named to the PFWA's All-AFC team. Played in all 16 games with 12 starts at running back. Led the team and tied for the AFC lead with a then career-best 12 rushing touchdowns. Led the team and ranked second in the AFC with a then career-high 1,059 rushing yards on 215 carries. Hauled in 15 receptions for 99 yards. Completed two of three passes for 14 yards. Set a franchise record with 238 rushing yards and tied a franchise mark with four rushing touchdowns, including an NFL-record-tying 99-yard rushing score against Jacksonville (12/6/18). Led the team in rushing yards eight times in 2018 (vs. HOU, at JAX, at BUF, vs. NE, at IND, vs. JAX, at NYG, vs. WAS). Named AFC Offensive Player of the Week after collecting a franchise-best 238 rushing yards with a franchise-tying four rushing touchdowns against Jacksonville (12/6/18). Named AFC Offensive Player of the Month for December 2018 after registering 97 carries for 625 yards and eight touchdowns. Henry authored one of only four calendar months for the franchise since 1970 in which a player rushed for at least 600 yards.

- Against Houston (9/16), started at running back and led the team with 18 carries and 56 rushing yards. Posted his first career completion with a toss to Taywan Taylor for eight yards on a play out of the Wildcat formation. Extended the Titans' second scoring drive with a five-yard jaunt out of the Wildcat on third-and-one in the first quarter.
- At Los Angeles Chargers in London (10/21), started at running back and carried the ball 12 times for 33 yards with a touchdown. Snared two receptions for 32 yards out of the backfield. Ignited the Titans' second scoring drive with a 21-yard catch in the second stanza. Cut the Chargers' lead to 17-13 with a one-yard touchdown plunge with 9:43 left to play in the third quarter. Kept the Titans' final touchdown drive alive with a three-yard run on third-and-one in the fourth quarter.
- Against New England (11/11), started at running back and led the team with 58 rushing yards on 11 carries with a then career-high-tying two rushing scores. Extended the Titans lead to 24-10 with a one-yard touchdown plunge late in the second quarter. Sealed the Titans' victory with a 10-yard touchdown run out of the Wildcat to make the score 34-10 in the fourth quarter.
- Against Jacksonville (12/6), named AFC Offensive Player of the Week after rushing 17 times for a franchise-best 238 rushing yards with a franchise-tying four rushing touchdowns. His 238 rushing yards set a new franchise record, breaking Chris Johnson's mark of 228 yards against the Jaguars on Nov. 1, 2009. Became the seventh NFL player since the 1970 AFL-NFL merger with at least four rushing touchdowns and at least 200 rushing yards in a game. Matched Johnson as the only players in NFL history with a rushing touchdown of at least 90 yards and a rushing touchdown of at least 50 yards in the same game. Gave the Titans an early 7-0 lead with a three-yard touchdown plunge in the first quarter. Gave the Titans a commanding 13-2 lead with an NFL record-tying long 99-yard touchdown jaunt that featured multiple stiff arms in the second quarter. Notched his third rushing touchdown of the evening with a 16-yard rumble up the middle in the third quarter. Tied the franchise record with his fourth rushing score on a 54-yard sprint down the right sideline in the third stanza. With his four touchdowns in the game, he set a new career high with nine

rushing touchdowns on the season.

- At N.Y. Giants (12/16), started at running back and posted a career-high 33 rushes for 170 yards and two touchdowns. Grabbed one reception out of the backfield. Recorded a team-best 10 first downs. Gave the Titans an early 7-0 lead with a one-yard touchdown plunge on fourth-and-goal in the first stanza. On a 22-yard run in the second quarter, surpassed 2,000 career rushing yards. Increased the Titans lead to 14-0 with his second one-yard touchdown run of the afternoon with 2:20 left to play in the third quarter.
- Against Washington (12/22), started at running back and rushed 21 times for 84 yards with a touchdown. Caught one pass for eight yards. Gave the Titans an early 6-3 lead with a one-yard touchdown plunge in the first quarter. Set up the Titans' game-winning touchdown with an 18-yard rumble down to the Redskins' two-yard line in the final stanza.
- Against Indianapolis (12/30), started at running back and led the team with 93 rushing yards on 16 carries. Hauled in one reception for 13 yards. Set up a Titans' touchdown by rumbling 33 yards to the Colts' 22-yard line late in the third quarter.

2017 (16/2, 2/2): Saw action in all 16 games with two starts at running back and led the team with a career-best 744 rushing yards on 176 carries. Tied for second on the squad with five rushing touchdowns. Caught 11 passes for 136 yards with a touchdown. Started his first two career postseason contests and led the squad with 184 rushing yards on 35 carries with a touchdown. Recorded five catches for 56 yards. Led the team in rushing yards eight times in 2017 (at JAX, vs. IND, vs. BAL, vs. CIN, at PIT, at IND, vs. HOU, at KC). Had three 100-yard rushing performances (including the playoffs) in 2017 (vs. IND, vs. HOU, at KC). Collected a career-best 131 rushing yards against Indianapolis (10/16/17). Set a new single-game postseason franchise record with 191 scrimmage yards at Kansas City (1/6/18), breaking a 57-year-old record.

- At Jacksonville (9/17), saw action as a reserve at running back and led the team with a then career-best 92 rushing yards on 14 carries with a touchdown. Posted 87 of his rushing yards in the second half. Kept the Titans' second scoring drive alive with a two-yard run on third-and-one in the second quarter. Gave the Titans a 16-3 lead with a punishing 17-yard touchdown run up the middle with 6:36 left to play in the third quarter. Extended the Titans' final touchdown drive with a three-yard plunge on third-and-one in the final quarter.
- Against Indianapolis (10/16), saw action as a reserve at running back and led the team with a career-best 131 rushing yards on a career-high 19 rushes with a touchdown. Caught one pass for 14 yards out of the backfield. Sealed the Titans' win with a 72-yard touchdown rumble down the left sideline on third-and-five with 47 second left to play in the game.
- Against Baltimore (11/5), played as a reserve at running back and led the team with 26 rushing yards on eight carries including a touchdown. Caught two passes for 10 yards. Increased the Titans lead to 16-6 with a one-yard touchdown run on third-and-one in the second quarter. Extended the Titans' game-winning touchdown drive with a six-yard catch on third-and-three in the fourth quarter.
- At Indianapolis (11/26), saw action as a reserve at running back and led the team with 79 rushing yards on 13 carries. Hauled in one reception for 10 yards out of the backfield. During the team's game-winning drive in the fourth quarter, posted five carries for 42 yards and one reception for 10 yards. Helped seal the game with a 16-yard run on the first play after the two-minute warning.
- Against Houston (12/3), played as a reserve at running back and led the team with 109 rushing yards on 11 carries with a score. Set up the Titans' first touchdown with a 24-yard rumble down to the Texans' nine-yard line. Extended the Titans' second touchdown drive with a three-yard run on fourth-and-one late in the third quarter. Clinched the victory with a 75-yard touchdown run on third-and-five late in the fourth quarter.
- At Arizona (12/10), started at running back as the team opened in a two-back set and rushed eight times for 20 yards with a touchdown. Gave the Titans a 7-0 lead with a six-yard touchdown run off left end with 7:16 remaining in the first half.
- Against Jacksonville (12/31), started at running back and carried the ball a career-high 28 times for 51 yards. Led the team with 66 receiving yards and a touchdown. Gave the Titans a 6-0 lead with a 66-yard touchdown catch on a screen pass early in the second quarter.
- At Kansas City (1/6), started at running back and led the team with 156 rushing yards on 23 carries with a touchdown in his first career postseason game. Caught two passes for 35 yards out of the backfield. His 191 scrimmage yards set a new single-game postseason record for the franchise, breaking a 57-year-old record. Cut the Chiefs' lead to 21-16

with a 35-yard touchdown jaunt with 14:08 left to play in the game. Sealed the victory with a 22-yard rumble for a first down on third-and-10 with 1:53 remaining in the game.

2016 (15/2): Played in 15 games with two starts at running back as a rookie and ranked second on the team with 490 rushing yards on 110 carries with five touchdowns. Became the third rookie for the franchise in the "Titans era" to score at least five touchdowns in a season. Hauled in 13 receptions for 137 yards. Did not play in one contest after suffering an injury in pregame warmups. Led the team in rushing yards twice (at CHI, vs. HOU). Tied for the team lead in receptions once (vs. JAX). Appeared in his first career NFL game and started at running back against Minnesota (9/11/16). Posted his first career touchdown against Jacksonville (10/27/16).

- Against Minnesota (9/11), made his NFL debut and started in a two-running back set. Carried the ball five times for three yards and caught two passes for 41 yards. Set up the Titans' opening field goal by hauling in his first career catch and reversing field for a 29-yard gain in the first quarter.
- At Detroit (9/18), played as a reserve at running back and rushed nine times for 40 yards. Caught one pass for nine yards. Extended the Titans' first scoring drive with a five-yard jaunt on third-and-one late in the opening stanza.
- At Miami (10/9), started at running back as the team opened the game in a two-running back set. Rushed seven times for 54 yards with a long rush of 22 yards. Set up the Titans' second touchdown with a 22-yard dash up the middle in the second quarter.
- Against Jacksonville (10/27), played significant snaps as a reserve at running back and rushed 16 times for 60 yards with his first career touchdown. Tied for the team lead with four receptions for 37 yards. Increased the Titans lead to 17-0 with his first career rushing touchdown on a six-yard run off right end in the second quarter. Kept the Titans' final scoring drive alive with a two-yard rumble on third-and-one on the first play of the fourth quarter.
- At San Diego (11/6), did not play after being injured in pregame warmups.
- At Chicago (11/27), played as a reserve at running back and led the team with 60 rushing yards on eight carries with a touchdown. Evened the score at 7-7 with an 11-yard touchdown run off left tackle with four seconds left to play in the first quarter.
- At Kansas City (12/18), played as a reserve at running back and carried the ball nine times for 58 yards with two touchdowns. Carried the ball five times for 41 yards during the Titans' initial touchdown drive that was punctuated by his four-yard touchdown run with 11:58 left to play in the second quarter. Cut the Chiefs' lead to 17-16 with his second touchdown of the afternoon, a one-yard jaunt, with 3:12 left to play in the fourth quarter.
- Against Houston (1/1), played as a reserve at running back and led the team with a career-best 65 rushing yards on 15 carries with a touchdown. Caught one pass for three yards. Kept the Titans' final touchdown drive alive with a 14-yard run on third-and-one in the third quarter. Gave the Titans a 21-7 advantage with a two-yard touchdown jaunt with 4:44 left to play in the third stanza.

COLLEGE:

- In three seasons at Alabama (2013-15), Henry played in 39 games and totaled 602 carries for a school-record 3,591 yards and 42 rushing touchdowns and added 285 yards on 17 career receptions with three receiving scores. Henry won numerous awards including the Heisman Trophy, the Doak Walker Award, Walter Camp Award, and Maxwell Award. During Alabama's victory over Clemson in the 2016 College Football Playoff National Championship, he broke Shaun Alexander's record for most career rushing yards in Alabama history.
- As a junior (2015), claimed the Crimson Tide's second Heisman Trophy and led his team to the College Football Playoff National Championship. Also won the Doak Walker and Maxwell Award and was selected as the Walter Camp Player of the Year. Named a unanimous first team All-American and first team All-SEC by the league's coaches and the Associated Press. Selected as the SEC Offensive Player of the Year by both outlets. Rushed for a school- and Southeastern Conference record 2,219 yards, which led the nation and was the fifth most in a single-season by an FBS player in college football history. Averaged 147.9 yards per game, which was second in the country. His 28 rushing touchdowns were a national best and an SEC record, snapping Tim Tebow and Tre Mason's old mark of 23. Led the SEC in rushing in conference games with a 179.2 yards per game average, including 13 touchdowns. Had multiple rushing touchdowns in nine games and set the Alabama single-season record with 10 100-yard rushing games and four 200-yard games, which broke

Bobby Humphrey's school record (3) set in 1986. Only the third running back in SEC history (Herschel Walker and Bo Jackson) to have four 200-yard games in a single season. Set the school record with 11 consecutive games with a rushing touchdown and finished his career 20 straight, which was the most in the SEC history. Caught 11 passes for 91 yards. Accounted for a team-high 109 first down rushes on a school-record 395 carries. Was a five-time SEC Offensive Player of the Week (Wisconsin, Georgia, Texas A&M, Mississippi State and Auburn).

- At Auburn (11/28/15), produced a Heisman-worthy performance as he rushed his way past the Tigers on the Plains to the tune of a career-high 271 yards on the ground on a school-record 46 carries. Scored a touchdown on his 46th and final carry on a 25-yard jaunt that capped 14 straight rushes to end the game. Earned Walter Camp National Player of the Week honors and SEC Player of the Week accolades.
- Against Clemson (1/11/16), rushed for 158 yards and three touchdowns as the Crimson Tide claimed a 45-40 victory to win the national championship. Carried 36 times, including a 50-yard touchdown scamper in the first quarter and then sealed the win with a one-yard plunge with 1:07 remaining in the game.
- As a sophomore (2014), finished the year with 990 rushing yards on 172 carries with 11 rushing touchdowns. Had five receptions for 133 yards and two receiving touchdowns. Played in all 14 games with two starts and had 21 explosive rushes of 12 yards or more while converting 47 first downs, including four on third down. Three of his five receptions were explosive, taking screen passes 29, 41 and 52 yards.
- As a freshman (2013), as a true freshman saw action in 12 games and totaled 382 rushing yards on 35 carries for a 10.9 yards per carry average. Rushed 10 times (28.6 percent) for 12 yards or more while converting 17 first downs. Took his one pass reception to the end zone for a 61-yard catch and run in the Sugar Bowl. Contributed three tackles on special teams. Registered two 100-yard game (111 vs. Arkansas and 100 vs. Oklahoma).
- Graduated from Alabama in May 2018 with a degree in communications.

PERSONAL:

- Single, splits time between Nashville and Yulee, Fla.
- Attended Yulee (Fla.) High School, where he was five-star prospect that was listed as the nation's No. 1 athlete and No. 4 running back prospect.
- Was a member of the 2012 All-USA Football Team, chosen by USA Today and also was named the 2012 Maxwell Football Club National High School Player of the Year.
- Broke Ken Hall's 51-year-old national high school rushing record with 12,124 yards after rushing for 4,261 yards as a senior in 2012. Was a Parade Magazine All-American and the publication's National Player of the Year.
- Played for the East squad in the U.S. Army All-American Bowl, rushing

for 53 yards with a touchdown and a two-point conversion.

- Named MaxPreps National Player of the Year and first-team All-American after finishing his high school career with 153 rushing touchdowns, which ranks fifth all time, including 55 scores in 2012.
- Set the Florida high school record with a 510-yard performance against Jacksonville Jackson and averaged 9.2 yards per carry and 327.8 yards per game as a senior.
- Named 2012 first-team All-State selection by the Associated Press and was the Player of the Year on the All-First Coast team.
- Named the 2012 Columbus (Ohio) Touchdown Club National High School Player of the Year as a senior.
- As a junior (2011), rushed for 2,610 yards and 34 scores to earn first-team All-Coast honors from the Florida Times-Union.
- As a sophomore (2010) was named first-team All-Coast running back after rushing for 2,788 yards and 38 touchdowns while averaging 8.9 yards per attempt.
- As a freshman (2009), rushed for 2,465 yards and 26 scores.
- Also played basketball and ran track (100, 400, 4x100, 4x400) in high school.
- As a standout track & field athlete, he competed as a sprinter and posted a personal-best time of 11.11 seconds in the 100-meter dash at the 2011 FHSAA 2A District 3 Championships, where he placed seventh.
- List of favorites: (movie) "Remember the Titans"; (musician) Kevin Gates; (place to get away) anywhere with his family; (food) wings; (athletes as a child) LaDainian Tomlinson and Eddie George; (sports teams as a child) New York Yankees, Los Angeles Lakers.
- Has a dog, Nino.
- Follow Henry on Twitter at @kinghenry_2.
- Follow Henry on Instagram at @last_king_2.
- Follow Henry on Snapchat at @Dhenryyyyyy2.
- Born Derrick Lamar Henry, Jr. on Jan. 4, 1994 in Yulee, Fla.

DERRICK HENRY'S GAME-BY-GAME

2016 Tennessee Titans

| Date | Opp | W/L | P/S | Att | RUSHING | | | | TD | No | RECEIVING | | | |
|---------|-------|-----|------|-----|---------|-----|----|---|----|----|-----------|------|----|----|
| | | | | | Yds | Avg | Lg | | | | Yds | Avg | Lg | TD |
| Sept 11 | Min | L | S | 5 | 3 | 0.6 | 5 | 0 | 0 | 2 | 41 | 20.5 | 29 | 0 |
| Sept 18 | @ Det | W | p | 9 | 40 | 4.4 | 9 | 0 | 0 | 1 | 9 | 9.0 | 9 | 0 |
| Sept 25 | Oak | L | p | 10 | 45 | 4.5 | 13 | 0 | 0 | 0 | 0 | - | 0 | 0 |
| Oct 2 | @ Hou | L | p | 3 | 9 | 3.0 | 6 | 0 | 0 | 0 | 0 | - | 0 | 0 |
| Oct 9 | @ Mia | W | S | 7 | 54 | 7.7 | 22 | 0 | 0 | 0 | 0 | - | 0 | 0 |
| Oct 16 | Cle | W | p | 2 | 7 | 3.5 | 4 | 0 | 0 | 2 | 20 | 10.0 | 12 | 0 |
| Oct 23 | Ind | L | p | 1 | 3 | 3.0 | 3 | 0 | 0 | 0 | 0 | - | 0 | 0 |
| Oct 27 | Jax | W | p | 16 | 60 | 3.8 | 15 | 1 | 0 | 4 | 37 | 9.3 | 15 | 0 |
| Nov 6 | @ SD | L | DNP | | | | | | | | | | | |
| Nov 13 | GB | W | p | 9 | 31 | 3.4 | 19 | 0 | 0 | 0 | 0 | - | 0 | 0 |
| Nov 20 | @ Ind | L | p | 0 | 0 | - | 0 | 0 | 0 | 0 | 0 | - | 0 | 0 |
| Nov 27 | @ Chi | W | p | 8 | 60 | 7.5 | 17 | 1 | 0 | 0 | 0 | - | 0 | 0 |
| Dec 11 | Den | W | p | 12 | 42 | 3.5 | 6 | 0 | 0 | 1 | 5 | 5.0 | 5 | 0 |
| Dec 18 | @ KC | W | p | 9 | 58 | 6.4 | 15 | 2 | 0 | 0 | 0 | - | 0 | 0 |
| Dec 24 | @ Jax | L | p | 4 | 13 | 3.3 | 10 | 0 | 0 | 2 | 22 | 11.0 | 11 | 0 |
| Jan 1 | Hou | W | p | 15 | 65 | 4.3 | 14 | 1 | 0 | 1 | 3 | 3.0 | 3 | 0 |
| Totals | | 9-7 | 15/2 | 110 | 490 | 4.5 | 22 | 5 | 0 | 13 | 137 | 10.5 | 29 | 0 |

2017 Tennessee Titans

| Date | Opp | W/L | P/S | Att | RUSHING | | | | TD | No | RECEIVING | | | |
|----------|-------|-----|------|-----|---------|-----|-----|---|----|----|-----------|------|-----|----|
| | | | | | Yds | Avg | Lg | | | | Yds | Avg | Lg | TD |
| Sept 10 | Oak | L | p | 6 | 25 | 4.2 | 8 | 0 | 0 | 0 | 0 | - | 0 | 0 |
| Sept 17 | @ Jax | W | p | 14 | 92 | 6.6 | 17t | 1 | 0 | 0 | 0 | - | 0 | 0 |
| Sept 24 | Sea | W | p | 13 | 54 | 4.2 | 25 | 0 | 0 | 1 | 10 | 10.0 | 10 | 0 |
| Oct 1 | @ Hou | L | p | 6 | 7 | 1.2 | 3 | 0 | 0 | 0 | 0 | - | 0 | 0 |
| Oct 8 | @ Mia | L | p | 4 | 9 | 2.3 | 11 | 0 | 0 | 0 | 0 | - | 0 | 0 |
| Oct 16 | Ind | W | p | 19 | 131 | 6.9 | 72t | 1 | 0 | 1 | 14 | 14.0 | 14 | 0 |
| Oct 22 | @ Cle | W | p | 13 | 13 | 1.0 | 9 | 0 | 0 | 2 | 11 | 5.5 | 8 | 0 |
| Nov 5 | Bal | W | p | 8 | 26 | 3.3 | 10 | 1 | 0 | 2 | 10 | 5.0 | 6 | 0 |
| Nov 12 | Cin | W | p | 11 | 52 | 4.7 | 23 | 0 | 0 | 0 | 0 | - | 0 | 0 |
| Nov 16 | @ Pit | L | p | 7 | 32 | 4.6 | 16 | 0 | 0 | 0 | 0 | - | 0 | 0 |
| Nov 26 | @ Ind | W | p | 13 | 79 | 6.1 | 16 | 0 | 0 | 1 | 10 | 10.0 | 10 | 0 |
| Dec 3 | Hou | W | p | 11 | 109 | 9.9 | 75t | 1 | 0 | 0 | 0 | - | 0 | 0 |
| Dec 10 | @ Ari | L | S | 8 | 20 | 2.5 | 9 | 1 | 0 | 0 | 0 | - | 0 | 0 |
| Dec 17 | @ SF | L | p | 7 | 19 | 2.7 | 10 | 0 | 0 | 2 | 9 | 4.5 | 8 | 0 |
| Dec 24 | LAR | L | p | 8 | 25 | 3.1 | 10 | 0 | 0 | 1 | 6 | 6.0 | 6 | 0 |
| Dec 31 | Jax | W | S | 28 | 51 | 1.8 | 13 | 0 | 0 | 1 | 66 | 66.0 | 66t | 1 |
| Totals | | 9-7 | 16/2 | 176 | 744 | 4.2 | 75t | 5 | 0 | 11 | 136 | 12.4 | 66t | 1 |
| Playoffs | | | | | | | | | | | | | | |
| Jan 6 | @ KC | W | S | 23 | 156 | 6.8 | 35t | 1 | 0 | 2 | 35 | 17.5 | 29 | 0 |
| Jan 13 | @ NE | L | S | 12 | 28 | 2.3 | 4 | 0 | 0 | 3 | 21 | 7.0 | 14 | 0 |
| Totals | | 1-1 | 2/2 | 35 | 184 | 5.3 | 35t | 1 | 0 | 5 | 56 | 11.2 | 29 | 0 |

2018 Tennessee Titans

| Date | Opp | W/L | P/S | Att | RUSHING | | | | TD | No | RECEIVING | | | |
|---------|-------|-----|-------|-----|---------|------|-----|----|----|----|-----------|------|----|----|
| | | | | | Yds | Avg | Lg | | | | Yds | Avg | Lg | TD |
| Sept 9 | @ Mia | L | S | 10 | 26 | 2.6 | 5 | 0 | 0 | 1 | 5 | 5.0 | 5 | 0 |
| Sept 16 | Hou | W | S | 18 | 56 | 3.1 | 9 | 0 | 0 | 0 | 0 | - | 0 | 0 |
| Sept 23 | @ Jax | W | S | 18 | 57 | 3.2 | 14 | 0 | 0 | 0 | 0 | - | 0 | 0 |
| Sept 30 | Phi | W | S | 8 | 24 | 3.0 | 14 | 0 | 0 | 2 | 7 | 3.5 | 13 | 0 |
| Oct 7 | @ Buf | L | S | 11 | 56 | 5.1 | 14 | 0 | 0 | 0 | 0 | - | 0 | 0 |
| Oct 14 | Bal | L | S | 7 | 21 | 3.0 | 6 | 0 | 0 | 1 | 5 | 5.0 | 5 | 0 |
| Oct 21 | @ LAC | L | S | 12 | 33 | 2.8 | 7 | 1 | 0 | 2 | 32 | 16.0 | 21 | 0 |
| Nov 5 | @ Dal | W | S | 6 | 27 | 4.5 | 13 | 1 | 0 | 2 | 5 | 2.5 | 3 | 0 |
| Nov 11 | NE | W | S | 11 | 58 | 5.3 | 14 | 2 | 0 | 0 | 0 | - | 0 | 0 |
| Nov 18 | @ Ind | L | p | 9 | 46 | 5.1 | 16 | 0 | 0 | 0 | 0 | - | 0 | 0 |
| Nov 26 | @ Hou | L | p | 8 | 30 | 3.8 | 8 | 0 | 0 | 2 | 19 | 9.5 | 11 | 0 |
| Dec 2 | NYJ | W | p | 10 | 40 | 4.0 | 12 | 1 | 0 | 2 | 5 | 2.5 | 4 | 0 |
| Dec 6 | Jax | W | p | 17 | 238 | 14.0 | 99t | 4 | 0 | 0 | 0 | - | 0 | 0 |
| Dec 16 | @ NYG | W | S | 33 | 170 | 5.2 | 22 | 2 | 0 | 1 | 0 | 0.0 | 0 | 0 |
| Dec 22 | Was | W | S | 21 | 84 | 4.0 | 18 | 1 | 0 | 1 | 8 | 8.0 | 8 | 0 |
| Dec 30 | Ind | L | S | 16 | 93 | 5.8 | 33 | 0 | 0 | 1 | 13 | 13.0 | 13 | 0 |
| Totals | | 9-7 | 16/12 | 215 | 1,059 | 4.9 | 99t | 12 | 0 | 15 | 99 | 6.6 | 21 | 0 |

2019 Tennessee Titans

| Date | Opp | W/L | P/S | Att | RUSHING | | | | TD | No | RECEIVING | | | |
|----------|-------|-----|-------|-----|---------|-----|-----|----|----|----|-----------|------|-----|----|
| | | | | | Yds | Avg | Lg | | | | Yds | Avg | Lg | TD |
| Sept 8 | @ Cle | W | S | 19 | 84 | 4.4 | 18 | 1 | 0 | 1 | 75 | 75.0 | 75t | 1 |
| Sept 15 | Ind | L | S | 15 | 82 | 5.5 | 18 | 1 | 0 | 2 | 12 | 6.0 | 9 | 0 |
| Sept 19 | @ Jax | L | S | 17 | 44 | 2.6 | 11 | 1 | 0 | 1 | 2 | 2.0 | 2 | 0 |
| Sept 29 | @ Atl | W | S | 27 | 100 | 3.7 | 16 | 0 | 0 | 1 | 8 | 8.0 | 8 | 0 |
| Oct 6 | Buf | L | S | 20 | 78 | 3.9 | 24 | 1 | 0 | 0 | 0 | - | 0 | 0 |
| Oct 13 | @ Den | L | S | 15 | 28 | 1.9 | 6 | 0 | 0 | 1 | 5 | 5.0 | 5 | 0 |
| Oct 20 | LAC | W | S | 22 | 90 | 4.1 | 12 | 1 | 0 | 1 | 18 | 18.0 | 18 | 0 |
| Oct 27 | TB | W | S | 16 | 75 | 4.7 | 34 | 0 | 0 | 1 | 8 | 8.0 | 8 | 0 |
| Nov 3 | @ Car | L | S | 13 | 63 | 4.8 | 12 | 1 | 0 | 3 | 36 | 12.0 | 23t | 1 |
| Nov 10 | KC | W | S | 23 | 188 | 8.2 | 68t | 2 | 0 | 2 | 3 | 1.5 | 6 | 0 |
| Nov 24 | Jax | W | S | 19 | 159 | 8.4 | 74t | 2 | 0 | 1 | 16 | 16.0 | 16 | 0 |
| Dec 1 | @ Ind | W | S | 26 | 149 | 5.7 | 34 | 1 | 0 | 3 | 17 | 5.7 | 9 | 0 |
| Dec 8 | @ Oak | W | S | 18 | 103 | 5.7 | 24 | 2 | 0 | 1 | 6 | 6.0 | 6 | 0 |
| Dec 15 | Hou | L | S | 21 | 86 | 4.1 | 23 | 0 | 0 | 0 | 0 | - | 0 | 0 |
| Dec 22 | NO | L | IA | | | | | | | | | | | |
| Dec 29 | @ Hou | W | S | 32 | 211 | 6.6 | 53t | 3 | 0 | 0 | 0 | - | 0 | 0 |
| Totals | | 9-7 | 15/15 | 303 | 1,540 | 5.1 | 74t | 16 | 0 | 18 | 206 | 11.4 | 75t | 2 |
| Playoffs | | | | | | | | | | | | | | |
| Jan 4 | @ NE | W | S | 34 | 182 | 5.4 | 29 | 1 | 0 | 1 | 22 | 22.0 | 22 | 0 |
| Jan 11 | @ Bal | W | S | 30 | 195 | 6.5 | 66 | 0 | 0 | 2 | 7 | 3.5 | 8 | 0 |
| Jan 19 | @ KC | L | S | 19 | 69 | 3.6 | 13 | 1 | 0 | 2 | -8 | -4.0 | -2 | 0 |
| Totals | | 2-1 | 3/3 | 83 | 446 | 5.4 | 66 | 2 | 0 | 5 | 21 | 4.2 | 22 | 0 |

DERRICK HENRY'S NFL STATISTICS

REGULAR SEASON

| REGULAR SEASON | | | | RUSHING | | | | | RECEIVING | | | | |
|----------------|-----------|----|----|---------|-------|-----|-----|----|-----------|-----|------|-----|----|
| Year | Team | GP | GS | Att | Yds | Avg | Lg | TD | No | Yds | Avg | Lg | TD |
| 2016 | Tennessee | 15 | 2 | 110 | 490 | 4.5 | 22 | 5 | 13 | 137 | 10.5 | 29 | 0 |
| 2017 | Tennessee | 16 | 2 | 176 | 744 | 4.2 | 75t | 5 | 11 | 136 | 12.4 | 66t | 1 |
| 2018 | Tennessee | 16 | 12 | 215 | 1,059 | 4.9 | 99t | 12 | 15 | 99 | 6.6 | 21 | 0 |
| 2019 | Tennessee | 15 | 15 | 303 | 1,540 | 5.1 | 74t | 16 | 18 | 206 | 11.4 | 75t | 2 |
| NFL Totals | | 62 | 31 | 804 | 3,833 | 4.8 | 99t | 38 | 57 | 578 | 10.1 | 75t | 3 |

PLAYOFFS

| PLAYOFFS | | | | RUSHING | | | | | RECEIVING | | | | |
|------------|-----------|----|----|---------|-----|-----|-----|----|-----------|-----|------|----|----|
| Year | Team | GP | GS | Att | Yds | Avg | Lg | TD | No | Yds | Avg | Lg | TD |
| 2017 | Tennessee | 2 | 2 | 35 | 184 | 5.3 | 35t | 1 | 5 | 56 | 11.2 | 29 | 0 |
| 2019 | Tennessee | 3 | 3 | 83 | 446 | 5.4 | 66 | 2 | 5 | 21 | 4.2 | 22 | 0 |
| NFL Totals | | 5 | 5 | 118 | 630 | 5.3 | 66 | 3 | 10 | 77 | 7.7 | 29 | 0 |

Single-Game Highs

Rushes - 33 at N.Y. Giants (12/16/18)
 Rushing Yards - 238 vs. Jacksonville (12/6/18)
 Long Rush - 99t vs. Jacksonville (12/6/18)
 Touchdowns - 4 vs. Jacksonville (12/6/18)
 Receptions - 4 vs. Jacksonville (10/27/16)
 Receiving Yards - **75 at Cleveland (9/8/19)**
 Long Reception - **75t at Cleveland (9/8/19)**
 Touchdowns - **1 (Three times, last at Carolina 11/3/19)**

Additional Statistics

Pass Attempts - 2 for 3 for 14 yards (2018)
 Tackles - 4 (2018), **1 (2019)**

Playoff Single-Game Highs

Rushes - **34 at New England (1/4/20)**
 Rushing Yards - **195 at Baltimore (1/11/20)**
 Long Rush - **66 at Baltimore (1/11/20)**
 Touchdowns - **1 (Three times, last at Kansas City 1/19/20)**
 Receptions - 3 at New England (1/13/18)
 Receiving Yards - 35 at Kansas City (1/6/18)
 Long Reception - 29 at Kansas City (1/6/18)

Additional Playoff Statistics

Pass Attempts - **1 for 1 for 3-yard touchdown at Baltimore (1/11/20)**
 Fumble Recovery - **1 (2019)**



16 CODY HOLLISTER

WIDE RECEIVER • 6'4" • 216 LBS • COLLEGE: ARKANSAS

ACQUIRED: FREE AGENT - 2019 • NFL EXPERIENCE (NFL/TITANS): 2/1

HOMETOWN: BEND, ORE.

GAMES PLAYED/GAMES STARTED: 5/0 (PLAYOFFS: 0/0)



PRO: The Titans signed Cody Hollister as a free agent following a tryout during 2019 rookie minicamp. The 6-foot-4-inch, 216-pounder is known as a good route-runner and has a large catch radius. The University of Arkansas product spent his first two NFL seasons a member of the New England Patriots - the first campaign on the practice squad and the second on injured reserve.

TITANS TIDBITS:

- Hollister's twin brother, Jacob, was a tight end at Wyoming and was also signed by the New England Patriots along with Cody as rookie free agents in 2017. The two brothers were teammates with the Patriots for the 2017 and 2018 campaigns. Jacob was traded to the Seattle Seahawks during the 2019 offseason.

CAREER TRANSACTIONS:

- The Bend, Ore., native was signed by the New England Patriots as an undrafted free agent on May 5, 2017.
- Waived by the Patriots on Sept. 2, 2017 and signed to the team's practice squad a day later.
- Waived by the Patriots on July 24, 2018 with a non-football injury and moved to injured reserve - non-football injury on Sept. 1, 2018.
- Signed by the Titans as a free agent on May 13, 2019.
- Waived by the Titans on Aug. 31, 2019 and signed to the team's practice squad a day later.
- Signed by the Titans to their active roster from the practice squad on Nov. 9, 2019.

SEASON RECAPS:

2019 (5/0, 0/0 - Tennessee): Saw action as a reserve in five games and caught two passes for 13 yards. Registered two special teams tackles. Was inactive for two games. Spent nine weeks on the Titans' practice squad. Was inactive for all three postseason contests. Tied for the team lead in special teams tackles once in 2019 (at OAK). Appeared in his first career NFL contest against Kansas City (11/10/19).

- Against Kansas City (11/10), made his NFL debut as a reserve on special teams.
- Against Jacksonville (11/24), was inactive.
- At Indianapolis (12/1), saw action as a reserve at wide receiver and caught two passes for 13 yards.
- At Oakland (12/8), played as a reserve at wide receiver and on special teams. Tied for the team lead with a special teams tackle on coverage units.
- Against Houston (12/15), saw action as a reserve on special teams.
- Against New Orleans (12/22), played as a reserve on special teams and registered a tackle on coverage units.
- At Houston (12/29), was inactive.
- At New England (1/4), was inactive.
- At Baltimore (1/11), was inactive.
- At Kansas City (1/19), was inactive.

2018 (0/0, 0/0 - New England): Spent the entire season on injured reserve with a non-football injury.

2017 (0/0, 0/0 - New England): Was released prior to the start of the regular season and spent the entire 2017 season on the Patriots' practice squad.

COLLEGE:

- Played in 29 games with 12 starts at Arkansas and caught 27 passes for 342 yards and a touchdown. Also rushed twice for 48 yards and one score. Caught at least one pass in 13 games and 16 of his catches converted first downs.
- As a senior (2016), appeared in 11 games and collected 10 receptions for 140 yards, while rushing twice for 48 yards and a touchdown. Shared the team's Special Teams MVP award with punter Toby Baker after tallying eight tackles on the punt and kickoff teams. Seven of 10 receptions resulted in a first down.
- As a junior (2015), missed a majority of the season due to a broken foot. Played in five games and recorded four receptions for 65 yards.
- As a sophomore (2014), attended Arkansas and appeared in all 13 games with seven starts at wide receiver. Registered 13 receptions for 137 yards and one touchdown.
- As a redshirt freshman (2013), attended Arizona Western Community College and was a first-team all-conference selection after leading the team with 69 receptions for 934 yards and five touchdowns.
- As a freshman (2012), redshirted at Nevada.
- Earned a marketing degree in May 2016 from Arkansas and was a two-time Fall SEC Academic Honor Roll honoree (2014-15).

PERSONAL:

- Attended Mountain View (Ore.) High School helped lead the team to the 5A state championship.
- Was named first-team All-State in his senior season and finished the 2011 season with 64 receptions for 1,038 yards and 15 touchdowns. Caught 12 passes for 146 yards in the state championship game, giving the city of Bend its first state title since 1940.
- As a junior, he caught 72 passes for 1,270 yards and 15 touchdowns while helping Mountain View advance to the semifinal round of the state playoffs.
- Also played basketball and baseball.
- Follow Hollister on Twitter at @C_hollister81.
- Follow Hollister on Instagram at @codyhollister.
- Born Cody Hollister on Nov. 18, 1993 in Bend, Ore.

CODY HOLLISTER'S GAME-BY-GAME

2019 Tennessee Titans

| 2019 Tennessee Titans | | | | | RECEIVING | | | | |
|-----------------------|---|------|-----|-----|-----------|-----|-----|----|----|
| Date | | Opp. | W/L | P/S | No | Yds | Avg | Lg | TD |
| Sept 8 | @ | Cle | W | PS | | | | | |
| Sept 15 | | Ind | L | PS | | | | | |
| Sept 19 | @ | Jax | L | PS | | | | | |
| Sept 29 | @ | Atl | W | PS | | | | | |
| Oct 6 | | Buf | L | PS | | | | | |
| Oct 13 | @ | Den | L | PS | | | | | |
| Oct 20 | | LAC | W | PS | | | | | |
| Oct 27 | | TB | W | PS | | | | | |
| Nov 3 | @ | Car | L | PS | | | | | |
| Nov 10 | | KC | W | p | 0 | 0 | 0.0 | - | 0 |
| Nov 24 | | Jax | W | IA | | | | | |

| | | | | | | | | | |
|-----------------|---|-----|---|----|------------|------------|----------|-----------|------------|
| Dec 1 | @ | Ind | W | p | 2 | 13 | 6.5 | 11 | 0 |
| Dec 8 | @ | Oak | W | p | 0 | 0 | 0.0 | - | 0 |
| Dec 15 | | Hou | L | p | 0 | 0 | 0.0 | - | 0 |
| Dec 22 | | NO | L | p | 0 | 0 | 0.0 | - | 0 |
| Dec 29 | @ | Hou | W | IA | | | | | |
| Totals | | | | | 9-7 | 5/0 | 2 | 13 | 6.5 |
| Playoffs | | | | | | | | | |
| Jan 4 | @ | NE | W | IA | | | | | |
| Jan 11 | @ | Bal | W | IA | | | | | |
| Jan 19 | @ | KC | L | IA | | | | | |
| Totals | | | | | 2-1 | 0/0 | 0 | 0 | 0.0 |

CODY HOLLISTER'S NFL STATISTICS

REGULAR SEASON

| REGULAR SEASON | | | | RECEIVING | | | | | RUSHING | | | | |
|----------------|-------------|----|----|-----------|-----|-----|----------------|----|---------|-----|-----|----|----|
| Year | Team | GP | GS | No | Yds | Avg | Lg | TD | Att | Yds | Avg | Lg | TD |
| 2017 | New England | 0 | 0 | | | | Practice Squad | | | | | | |
| 2018 | New England | 0 | 0 | 0 | 0 | 0.0 | - | 0 | 0 | 0 | 0.0 | - | 0 |
| 2019 | Tennessee | 5 | 0 | 2 | 13 | 6.5 | 11 | 0 | 0 | 0 | 0.0 | - | 0 |
| NFL Totals | | 5 | 0 | 2 | 13 | 6.5 | 11 | 0 | 0 | 0 | 0.0 | - | 0 |

PLAYOFFS

| PLAYOFFS | | | | RECEIVING | | | | | RUSHING | | | | |
|------------|-----------|----|----|-----------|-----|-----|----|----|---------|-----|-----|----|----|
| Year | Team | GP | GS | No | Yds | Avg | Lg | TD | Att | Yds | Avg | Lg | TD |
| 2019 | Tennessee | 0 | 0 | 0 | 0 | 0.0 | - | 0 | 0 | 0 | - | 0 | 0 |
| NFL Totals | | 0 | 0 | 0 | 0 | 0.0 | - | 0 | 0 | 0 | - | 0 | 0 |

Single-Game Highs

Receptions - **2 at Indianapolis (12/1/19)**
 Receiving Yards - **13 at Indianapolis (12/1/19)**
 Long Reception - **11 at Indianapolis (12/1/19)**

Additional Statistics

Special Teams Tackles - **2 (2019)**



37 AMANI HOOKER

DEFENSIVE BACK • 5'11" • 210 LBS • COLLEGE: IOWA
ACQUIRED: 4TH ROUND - 2019 • NFL EXPERIENCE: ROOKIE
HOMETOWN: MINNEAPOLIS, MINN.
GAMES PLAYED/GAMES STARTED: 16/0 (PLAYOFFS: 3/0)



PRO: The Titans traded up to select Amani Hooker with the 116th overall pick in the fourth round of the 2019 NFL Draft. The 5-foot-11 inch, 210-pound defender was coveted for his versatility, having played safety, and a hybrid linebacker/cornerback position at Iowa. Hooker played in 36 games during his three seasons with the Hawkeyes and provided a steady presence in both the run game and pass coverage. He tallied 125 career tackles and six interceptions before declaring for the NFL Draft following his junior campaign.

CAREER HIGHLIGHTS:

- As a junior in 2018, Hooker received the Tatum-Woodson award given to the best defensive back in the Big Ten.

TITANS TIDBITS:

- Hooker was named a finalist for Minnesota's Mr. Football in 2015. Yet he had just two FBS scholarship offers. When the in-state university showed hesitancy after multiple workouts, Hooker knew he belonged at Iowa saying, "love who loves me."
- In February 2019, Hooker helped crowdfund about \$1,200 for the Park Center high school football program through a Pledge-It campaign raising a dollar amount for every inch of his vertical jump at the NFL Scouting Combine. His 37-inch jump ranked fifth among safeties and equaled money for better equipment at his alma mater.
- Amani's brother, Quinton, played basketball for North Dakota and helped take the team to the NCAA tournament his senior year. Quinton was Minnesota's Mr. Basketball in high school and currently plays basketball professionally in France.

CAREER TRANSACTIONS:

- The Minneapolis, Minn., native was selected by the Titans in the fourth round (116th overall) of the 2019 NFL Draft.

SEASON RECAPS:

2019 (16/0, 3/0): Played as a reserve safety in all 16 games as a rookie and collected 13 tackles. Ranked third on the team with eight special teams tackles. Saw action as a reserve in all three postseason contests and notched three tackles on defense and a special teams stop on coverage units. Caught one pass for 28 yards on a fake punt. Tied for the team lead in special teams tackles five times in 2019 (at JAX, vs. BUF, vs. TB, at IND, at HOU). Appeared in his first career NFL contest at Cleveland (9/8/19).

- At Cleveland (9/8), made his NFL debut as a reserve at safety and on special teams. Notched a stop on special teams coverage units.
- Against Indianapolis (9/15), played as a reserve at safety and on special teams.
- At Jacksonville (9/19), saw action as a reserve at safety and on special teams. Tied for the team lead with a special teams stop.
- At Atlanta (9/29), played as a reserve at safety and registered four tackles.
- Against Buffalo (10/6), saw action as a reserve at safety. Notched a special teams tackle on coverage units.
- At Denver (10/13), saw action as a reserve at safety.
- Against L.A. Chargers (10/20), played as a reserve at safety and posted a tackle.
- Against Tampa Bay (10/27), saw action as a reserve at safety and tallied a tackle. Notched a special teams tackle on coverage units.
- At Carolina (11/3), played as a reserve at safety.
- Against Kansas City (11/10), saw action as a reserve at safety and registered two tackles.
- Against Jacksonville (11/24), played as a reserve at safety and on special

teams. Notched two tackles on special teams coverage units.

- At Indianapolis (12/1), saw action as a reserve at safety and posted two tackles. Tied for the team lead with a special teams tackle on coverage units.
- At Oakland (12/8), saw significant action as a reserve at safety and amassed three tackles.
- Against Houston (12/15), played as a reserve at safety and on special teams.
- Against New Orleans (12/22), saw action as a reserve at safety.
- At Houston (12/29), played as a reserve at safety and on special teams. Tied for the team lead with a special teams stop on coverage units.
- At New England (1/4), saw action as a reserve safety in his postseason debut and posted two tackles.
- At Baltimore (1/11), played as a reserve at safety and recorded a tackle.
- At Kansas City (1/19), saw action as a reserve at safety and on special teams. Posted a special teams tackle on coverage units and hauled in his first career reception on a fake punt. Extended the Titans' final touchdown drive with a 28-yard reception from Brett Kern on a fake punt in the fourth quarter.

COLLEGE:

- During a three-year career at Iowa, played in 36 games with 19 starts and totaled 125 tackles, six interceptions, a sack, 3.5 tackles for loss and nine passes defended.

AS A JUNIOR (2018), named Tatum-Woodson Defensive Back of the Year in the Big Ten. Selected second-team All-America by The Associated Press and USA Today and All-Big Ten by league coaches and media. Selected as Roy Carver Most Valuable Player for the Iowa defense. Started all 13 games and shared the team lead with four interceptions and seven pass break-ups, while ranking second with 65 tackles.

- Against Northern Illinois (9/1), started at strong safety and recorded five tackles, along with an interception in the red zone. Also had one tackle for loss, resulting in a safety.
- Against Wisconsin (9/22), started at strong safety and led team with 11 tackles, along with one pass break-up.
- Against Maryland (10/20), collected a solo tackle and an interception.
- At Purdue (11/3), tallied five tackles, a shared tackle for loss and an interception and 11-yard return that led to Iowa touchdown.
- At Illinois (11/17), recorded three solo tackles, including one tackle for loss. Added an interception and 39-yard return to go with one pass breakup and a nine-yard punt return.

AS A SOPHOMORE (2017), saw action in 10 games with six starts and recorded 56 tackles, two interceptions with a touchdown return, and two passes defended. Named to Associated Press All-Bowl team following his performance in Pinstripe Bowl win over Boston College.

- Against Penn State (9/23), started at free safety in his first career collegiate start and posted a career-best 13 tackles, including 11 solo stops and two assists, to go along with one pass break-up.
- Against Illinois (10/7), recorded six solo tackles, while collecting his first career interception in the Iowa end zone to stop an Illinois scoring threat. Also had one rush for 18 yards while converting a fake punt, which led to an Iowa touchdown.
- Against Ohio State (11/4), started at strong safety in 55-24 win over #3 Ohio State. Returned an interception 30 yards for first career touchdown on the opening play of the game. Also contributed one solo tackle and three assists.
- Against Boston College (12/27), led team with 12 tackles, including two

touchdown-saving tackles that held Boston College to field goals.

AS A FRESHMAN (2016), saw action in all 13 games, primarily on special teams, recording three solo tackles and one assist.

- Majored in sports and recreation management with a minor in entrepreneurship at Iowa.

PERSONAL:

- Attended Parker Center (Brooklyn Park, Minn.), High School where he played primarily safety and wide receiver, but also lined up as cornerback, running back, quarterback and linebacker.
- As a senior, was selected Conference MVP, named first-team All-State and was a finalist for "Mr. Football."
- In his final high school campaign, the team captain set the school record for interceptions in a season (11) and helped team post a 9-3 record, while reaching state playoffs.
- Named second-team All-State as a junior and third-team All-State as a sophomore and was selected first-team All-Conference for three straight

seasons.

- Also played basketball.

- List of favorites: (TV show) "Naruto"; (movies) "Transformers" series; (musician) Drake; (meal) My mom's chicken and rice; (dessert) My mom's brownies or her scotcheroos; (childhood sports team) Miami Heat because of Dwyane Wade and LeBron James; and (hidden talent) Fortnite.

- Follow Hooker on Twitter at @amaniball.

- Follow Hooker on Instagram at @amanihooker27.

- Born Amani Corvelle Hooker on June 14, 1998 in Minneapolis, Minn.

AMANI HOOKER'S COLLEGE STATISTICS

| REGULAR SEASON | | | | TACKLES | | | | | | | INTERCEPTIONS | | | | | FUMBLES | | |
|----------------|------|----|----|---------|------|------|-----|-----|-----|-----|---------------|-----|-----|----|----|---------|----|-----|
| Year | Team | GP | GS | Tot | Solo | Asst | Sk | Yds | QBP | TFL | No | Yds | Lg | TD | PD | FF | FR | Yds |
| 2016 | Iowa | 13 | 0 | 4 | 3 | 1 | 0.0 | 0.0 | 0 | 0.0 | 0 | 0 | 0 | 0 | 0 | 0 | 0 | 0 |
| 2017 | Iowa | 10 | 6 | 56 | 41 | 15 | 0.0 | 0.0 | 0 | 0.0 | 2 | 30 | 30t | 1 | 2 | 0 | 0 | 0 |
| 2018 | Iowa | 13 | 13 | 65 | 36 | 29 | 1.0 | 7.0 | 0 | 3.5 | 4 | 60 | 39 | 0 | 7 | 0 | 0 | 0 |
| NFL Totals | | 36 | 19 | 125 | 80 | 45 | 1.0 | 7.0 | 0 | 3.5 | 6 | 90 | 39 | 1 | 9 | 0 | 0 | 0 |

Single-Game Highs

Tackles - 13 vs. Penn State (9/23/17)

Interceptions - 1 (Six times, last at Illinois 11/17/18)

Sacks - 1 vs. Northwestern (11/10/18)

Tackles for Loss - 1 (Three times, last at Illinois 11/17/18)

Passes Defensed - 2 at Minnesota (10/6/18)

Touchdowns - 1 vs. Ohio State (11/4/17)

Safety - 1 vs. Northern Illinois (9/1/18)

Rush - 1 for 18 yards (2017)

AMANI HOOKER'S DEFENSIVE GAME-BY-GAME

| 2019 Tennessee Titans | | | | | | | | | | | | | | | | | | |
|-----------------------|-------|-----|-----|---|------|------|-----|-------|-----|-----|-----|-------|----|----|----|----|-------|-----|
| Date | Opp | W/L | P/S | Tot | Solo | Asst | Sk | - Yds | QBP | TFL | Int | - Yds | TD | PD | FF | FR | - Yds | SpT |
| Sept 8 | @ Cle | W | p | 0 | 0 | 0 | 0.0 | 0.0 | 0 | 0 | 0 | 0 | 0 | 0 | 0 | 0 | 0 | 1 |
| Sept 15 | Ind | L | p | 0 | 0 | 0 | 0.0 | 0.0 | 0 | 0 | 0 | 0 | 0 | 0 | 0 | 0 | 0 | 0 |
| Sept 19 | @ Jax | L | p | 0 | 0 | 0 | 0.0 | 0.0 | 0 | 0 | 0 | 0 | 0 | 0 | 0 | 0 | 0 | 1 |
| Sept 29 | @ Atl | W | p | 4 | 3 | 1 | 0.0 | 0.0 | 0 | 0 | 0 | 0 | 0 | 0 | 0 | 0 | 0 | 0 |
| Oct 6 | Buf | L | p | 0 | 0 | 0 | 0.0 | 0.0 | 0 | 0 | 0 | 0 | 0 | 0 | 0 | 0 | 0 | 1 |
| Oct 13 | @ Den | L | p | 0 | 0 | 0 | 0.0 | 0.0 | 0 | 0 | 0 | 0 | 0 | 0 | 0 | 0 | 0 | 0 |
| Oct 20 | LAC | W | p | 1 | 1 | 0 | 0.0 | 0.0 | 0 | 0 | 0 | 0 | 0 | 0 | 0 | 0 | 0 | 0 |
| Oct 27 | TB | W | p | 1 | 0 | 1 | 0.0 | 0.0 | 0 | 0 | 0 | 0 | 0 | 0 | 0 | 0 | 0 | 1 |
| Nov 3 | @ Car | L | p | 0 | 0 | 0 | 0.0 | 0.0 | 0 | 0 | 0 | 0 | 0 | 0 | 0 | 0 | 0 | 0 |
| Nov 10 | KC | W | p | 2 | 1 | 1 | 0.0 | 0.0 | 0 | 0 | 0 | 0 | 0 | 0 | 0 | 0 | 0 | 0 |
| Nov 24 | Jax | W | p | 0 | 0 | 0 | 0.0 | 0.0 | 0 | 0 | 0 | 0 | 0 | 0 | 0 | 0 | 0 | 2 |
| Dec 1 | @ Ind | W | p | 2 | 2 | 0 | 0.0 | 0.0 | 0 | 0 | 0 | 0 | 0 | 0 | 0 | 0 | 0 | 1 |
| Dec 8 | @ Oak | W | p | 3 | 1 | 2 | 0.0 | 0.0 | 0 | 0 | 0 | 0 | 0 | 0 | 0 | 0 | 0 | 0 |
| Dec 15 | Hou | L | p | 0 | 0 | 0 | 0.0 | 0.0 | 0 | 0 | 0 | 0 | 0 | 0 | 0 | 0 | 0 | 0 |
| Dec 22 | NO | L | p | 0 | 0 | 0 | 0.0 | 0.0 | 0 | 0 | 0 | 0 | 0 | 0 | 0 | 0 | 0 | 0 |
| Dec 29 | @ Hou | W | p | 0 | 0 | 0 | 0.0 | 0.0 | 0 | 0 | 0 | 0 | 0 | 0 | 0 | 0 | 0 | 1 |
| Totals | | | | 9-7 16/0 13 8 5 0.0 0.0 0 0 0 0 0 0 0 0 8 | | | | | | | | | | | | | | |
| Playoffs | | | | | | | | | | | | | | | | | | |
| Jan 4 | @ NE | W | p | 2 | 0 | 2 | 0.0 | 0.0 | 0 | 0 | 0 | 0 | 0 | 0 | 0 | 0 | 0 | 0 |
| Jan 11 | @ Bal | W | p | 1 | 0 | 1 | 0.0 | 0.0 | 0 | 0 | 0 | 0 | 0 | 0 | 0 | 0 | 0 | 0 |
| Jan 19 | @ KC | L | p | 0 | 0 | 0 | 0.0 | 0.0 | 0 | 0 | 0 | 0 | 0 | 0 | 0 | 0 | 0 | 1 |
| Totals | | | | 2-1 3/0 3 0 3 0.0 0.0 0 0 0 0 0 0 0 0 1 | | | | | | | | | | | | | | |

AMANI HOOKER'S NFL STATISTICS

| REGULAR SEASON | | | | TACKLES | | | | | | | INTERCEPTIONS | | | | | FUMBLES | | | |
|----------------|-----------|----|----|---------|------|------|-----|-----|-----|-----|---------------|-----|----|----|----|---------|----|-----|-----|
| Year | Team | GP | GS | Tot | Solo | Asst | Sk | Yds | QBP | TFL | No | Yds | Lg | TD | PD | FF | FR | Yds | SpT |
| 2019 | Tennessee | 16 | 0 | 13 | 8 | 5 | 0.0 | 0.0 | 0 | 0 | 0 | 0 | 0 | 0 | 0 | 0 | 0 | 0 | 8 |
| NFL Totals | | 16 | 0 | 13 | 8 | 5 | 0.0 | 0.0 | 0 | 0 | 0 | 0 | 0 | 0 | 0 | 0 | 0 | 0 | 8 |

| PLAYOFFS | | | | TACKLES | | | | | | | INTERCEPTIONS | | | | | FUMBLES | | | |
|------------|-----------|----|----|---------|------|------|-----|-----|-----|-----|---------------|-----|----|----|----|---------|----|-----|-----|
| Year | Team | GP | GS | Tot | Solo | Asst | Sk | Yds | QBP | TFL | No | Yds | Lg | TD | PD | FF | FR | Yds | SpT |
| 2019 | Tennessee | 3 | 0 | 3 | 0 | 3 | 0.0 | 0.0 | 0 | 0 | 0 | 0 | 0 | 0 | 0 | 0 | 0 | 0 | 1 |
| NFL Totals | | 3 | 0 | 3 | 0 | 3 | 0.0 | 0.0 | 0 | 0 | 0 | 0 | 0 | 0 | 0 | 0 | 0 | 0 | 1 |

Single-Game Highs

Tackles - 4 at Atlanta (9/29/19)

Special Teams Tackles - 2 vs. Jacksonville (11/24/19)


Playoff Single-Game Highs

Tackles - 2 at New England (1/4/20)

Special Teams Tackles - 1 at Kansas City (1/19/20)

Additional Playoff Statistics

Receptions - 1 for 28 yards at Kansas City (1/19/20)



10 ADAM HUMPHRIES

WIDE RECEIVER • 5'11" • 195 LBS • COLLEGE: CLEMSON

ACQUIRED: UNRESTRICTED FREE AGENT (TB) - 2019

NFL EXPERIENCE (NFL/TITANS): 5/1 • HOMETOWN: SPARTANBURG, S.C.

GAMES PLAYED/GAMES STARTED: 72/20 (PLAYOFFS: 1/0)



PRO: The Titans signed wide receiver Adam Humphries to the roster early in the 2019 free agency period. The 5-foot-11-inch, 195-pounder has the ability to line up both inside and outside at wide receiver as well as contribute in the return game. After completing his four-year career at Clemson, Humphries signed a rookie free agent deal with the Tampa Bay Buccaneers and spent his first four NFL campaigns with the club (2015-18), registering 219 receptions for 2,329 yards and nine touchdowns.

TITANS TIDBITS:

- Humphries was originally a rookie tryout invitee with the Tampa Bay Buccaneers following the 2015 NFL Draft. Titans general manager Jon Robinson was a member of the Bucs player personnel department at the time and saw the 5-foot-11-inch wideout grind it out in practice and eventually earn a spot on the team's 53-man roster. "Humph came in as a tryout and won a spot on the 90-man roster," said Robinson. "He was a tough guy to cover all through training camp and he kept working and working and working. I've always had an affinity for him and liked his style. He's earned everything he's got."
- Clemson head football coach Dabo Swinney took a visit to Humphries' high school, Dorman, before the 2011 season to scout eventual signee Charone Peake during a basketball game. But once the game began, Swinney couldn't help but notice Dorman's 5-foot-11 point guard running the show. "I go watch a basketball game at Dorman High School to see Charone Peake, and I'm going, 'Dang, who's this point guard?'" Swinney said. "And I've got Coach (Dave) Gutshall going, 'Well that's the best football player I've got on the team.' And I'm like, 'Really? We need to watch this guy a little bit.' He played corner, he played receiver, he played running back, he played quarterback. He was the best football player on the team. Adam Humphries was his name. I don't think he had any offers. So we offer the guy, 'Well, we're only offering the guy to get Charone Peake. No, no, no. We want Humphries.'"
- Humphries maintains a friendship with former Clemson teammate and current division rival DeAndre Hopkins.

CAREER TRANSACTIONS:

- Signed by the Tampa Bay Buccaneers as a rookie free agent on May 11, 2015.
- Waived by the Buccaneers on Oct. 5, 2015 and signed to the team's practice squad two days later.
- Signed by the Buccaneers to their active roster from the practice squad on Oct. 28, 2015.
- Signed by the Titans as an unrestricted free agent on March 15, 2019.

SEASON RECAPS:

2019 (12/3, 1/0 - Tennessee): Saw action in 12 games with three starts at wide receiver in his first season with the Titans. Ranked third on the team with 37 receptions and fourth on the squad with 374 receiving yards to go along with two touchdowns. Returned 12 punts for 78 yards with a long return of 21 yards. Rushed once for one yard. Was inactive for four games. Appeared in one postseason contest and snared four catches for 25 yards. Was inactive for two postseason contests. Led the team in receptions twice in 2019 (vs. BUF, at DEN). Led the team in receiving yards twice in 2019 (at JAX, at DEN).

- At Cleveland (9/8), made his Titans debut as a reserve at wide receiver and punt returner. Hauled in one catch for five yards.
- Against Indianapolis (9/15), played as a reserve at wide receiver and caught two passes for minus-one yard. Posted a carry for one yard.
- At Jacksonville (9/19), started at wide receiver and led the team with

93 receiving yards on six catches. Got open down the right sideline and hauled in a 30-yard reception late in the first quarter.

- At Atlanta (9/29), started at wide receiver and hauled in two passes for 15 yards. Extended the Titans' second touchdown drive with a nine-yard catch along the sideline on third-and-seven in the first quarter.
- Against Buffalo (10/6), played as a reserve at wide receiver and led the team with four catches for 30 yards. Returned two punts for two yards. Extended the Titans' touchdown drive by hauling in a nine-yard catch on third-and-six in the third quarter.
- At Denver (10/13), started at wide receiver and led the team with six receptions and 47 receiving yards.
- Against L.A. Chargers (10/20), saw action as a reserve at wide receiver and snared four receptions for 40 yards. Returned one punt for 14 yards. Extended the Titans' second touchdown drive with a 14-yard catch on third-and-11 in the fourth quarter.
- Against Tampa Bay (10/27), played as a reserve at wide receiver and snared three passes for 24 yards. Kept the Titans' third quarter scoring drive alive with a three-yard reception on third-and-two in the third quarter.
- At Carolina (11/3), saw action as a reserve at wide receiver and snared four receptions for 65 yards. Returned one punt for 11 yards. Extended the Titans' second touchdown drive a 25-yard catch on third-and-two late in the third quarter.
- Against Kansas City (11/10), played as a reserve at wide receiver and hauled in the game-winning 23-yard touchdown. Gave the Titans the lead by hauling in a 23-yard pass and plunging into the end zone with 23 seconds remaining in the fourth quarter.
- Against Jacksonville (11/24), saw action as a reserve at wide receiver and snared three catches for 20 yards. Returned two punts for 22 yards with a long return of 21 yards. Extended the Titans' opening touchdown drive with a six-yard catch on third-and-four in the second quarter.
- At Indianapolis (12/1), played as a reserve at wide receiver and caught a 13-yard touchdown pass. Returned two punts for eight yards. Evened the score at 7-7 with a 13-yard touchdown catch on third-and-eight in the opening stanza.
- At Oakland (12/8), was inactive.
- Against Houston (12/15), was inactive.
- Against New Orleans (12/22), was inactive.
- At Houston (12/29), was inactive.
- At New England (1/4), was inactive.
- At Baltimore (1/11), was inactive.
- At Kansas City (1/19), returned to the lineup and made his postseason debut as a reserve at wide receiver and caught four passes for 25 yards. Kept the Titans' first touchdown drive alive with a three-yard catch on fourth-and-two in the first stanza. Extended the Titans' second touchdown drive with a five-yard reception on third-and-two in the second quarter.

2018 (16/10 - Tampa Bay): Played in all 16 games with 10 starts and caught 76 passes for 816 yards and five touchdowns. His 76 receptions and 816 receiving yards are both career-highs and each established new single-season franchise records for an undrafted player.

- At Chicago (9/30), started at wide receiver and caught six passes for 36 yards.
- At Atlanta (10/14), led the team with 82 receiving yards, including a career-long 51-yard catch.
- At Cincinnati (10/28), caught a team-high seven passes for 76 yards.
- At Carolina (11/4), led the team in receptions (eight) and receiving yards (82) while recording his first career multi-touchdown day, catching two scores.
- At N.Y. Giants (11/18), had three catches for 60 yards – including a

39-yard reception on first-and-30 – to go along with a touchdown catch.

- Against San Francisco (11/25), caught six passes for 54 yards, including a 28-yard touchdown in the fourth quarter.
- Against Carolina (12/2), started at wide receiver and hauled in a team-high seven passes for 61 yards and a touchdown.
- At Dallas (12/23), tied a career high with 10 receptions for 79 yards.

2017 (16/3 - Tampa Bay): Saw action in all 16 games for the first time in his career and posted 54 receptions for 529 yards with one touchdown.

- At Minnesota (9/24), recorded six catches for 68 yards.
- Against the N.Y. Giants (10/1), led the Buccaneers with six receptions for 70 yards in a win.
- Against New England (10/5), caught three passes for 51 yards on Thursday Night Football.
- At Arizona (10/15), caught six passes for 51 yards, including the 100th catch of his career.
- Against Atlanta (12/18), caught five passes for 43 yards and a touchdown, while rushing once for six yards and returning two punts for 30 yards on Monday Night Football.
- At Carolina (12/24), notched three catches for 51 yards, including a 36-yard reception with under two minutes remaining in the first half, which help set up a Buccaneers field goal.
- Against New Orleans (12/31), started at wide receiver and caught seven passes for a career-high 102 yards, including a career-long 43-yard catch. Three of his receptions helped convert a third down.

2016 (15/4 - Tampa Bay): Saw action in 15 games with four starts and collected 55 receptions for 622 yards and two touchdowns. Returned 24 punt returns for 237 yards. Was inactive for one contest.

- At Arizona (9/18), recorded 67 receiving yards on six catches, while returning five punts for 43 yards (8.6 avg.), including a 25-yarder.
- Against Los Angeles (9/25), registered his first career 100-yard receiving game finishing the contest with then career-highs in catches (nine) and receiving yards (100), including a 31-yard catch.
- At Carolina (10/10), caught a two-point conversion in the third quarter, tying the game, while also adding one 11-yard reception and one punt return for 12 yards.
- Against Oakland (10/30), had a career-long 42-yard reception and finished the day with a team-leading 58 receiving yards.
- Against Atlanta (11/3), registered his first receiving touchdown of the season on Thursday Night Football catching five passes for 46 yards.
- At Dallas (12/18), caught two passes for 49 yards, including a 42-yard touchdown pass on Sunday Night Football.
- Against Carolina (1/1), set a career-high in receptions, with 10, while leading the team and posting a game-high 94 receiving yards in a win.

2015 (13/0 - Tampa Bay): Played in 13 games as a rookie and produced 27 catches for 260 yards with a touchdown. Was inactive for one contest and spent two games on the team's practice squad.

- Against Tennessee (9/13), made his NFL debut and finished with two receptions for 14 yards.
- At Atlanta (11/1), caught three passes for 14 yards, including a six-yard reception on third-and-five during overtime to keep alive what would be the game-winning drive.
- Against N.Y. Giants (11/8) collected five receptions for 55 yards.
- At Philadelphia (11/22), caught four passes for 50 yards.
- Against New Orleans (12/13), recorded one reception, a six-yard catch for a score – his first career touchdown.
- At St. Louis (12/17), caught six passes on six targets, totaling 60 yards.

COLLEGE:

- Played in 53 games with 27 starts at Clemson (2011-14) and totaled 127 receptions for 1,097 yards and three touchdowns, 10 carries for 24 yards and one touchdown and 69 punt returns for 476 yards and one touchdown.

- When he graduated tied for the fourth-most games played in Clemson school history.

- As a senior (2014), was named a permanent co-captain. Played in 13 games with 12 starts and recorded 30 receptions for 204 yards, five carries for five yards and one touchdown and 31 punt returns for 178 yards and one touchdown.

- As a junior (2013), played in 13 games with 10 starts and caught 41 passes for 483 yards and two touchdowns, while returning 20 punts for 212 yards.

- Had a career game against Syracuse (10/5/13), catching three passes for 118 yards and two touchdowns, while adding 40 yards on four punt returns, earning special teams player of the game honors.

- As a sophomore (2012), named an ACC Academic Honor Roll member. Played in 13 games with three starts and finished the season with 41 receptions for 280 yards and one touchdown, 12 rushing yards on three carries and 18 punt returns for 86 yards.

- Caught his first career touchdown against Maryland (11/10/12).

- As a true freshman (2011), played in 14 games with two starts and caught 15 passes for 130 yards. Rushed twice for seven yards.

- Graduated with a degree in parks, recreation & tourism management from Clemson in December 2014.

PERSONAL:

- Attended Dorman (Roebuck, S.C.) High School and played running back, tailback, quarterback, wide receiver, safety and cornerback in addition to being a kick returner over his four-year career.

- Played in the Shrine Bowl following his senior season, when he helped his team to a 14-1 record and an appearance in the state championship game.

- As a senior, posted 17 receptions for 329 yards and four touchdowns. Notched 34 carries for 178 yards and 11 touchdowns, giving him 15 total touchdowns, and added seven kickoff returns for 155 yards. On defense, collected 32 tackles, nine pass breakups and three interceptions

- Ranked No. 19 player in South Carolina by Super Prep and the Hometown News Player of the Year.

- Also played on high school basketball team.

- Follow Humphries on Twitter at @adamhumphries13.

- Follow Humphries on Instagram at @adamhumphries10.

- Born Adam Humphries on June 24, 1993 in Spartanburg, S.C.

ADAM HUMPHRIES' GAME-BY-GAME

2015 Tampa Bay Buccaneers

| | | | | RECEIVING | | | | | |
|---------------|-------|-------------|-------------|-----------|------------|------------|-----------|----------|--|
| Date | Opp. | W/L | P/S | No | Yds | Avg | Lg | TD | |
| Sept 13 | Ten | L | p | 2 | 14 | 7.0 | 12 | 0 | |
| Sept 20 | @ NO | W | p | 0 | 0 | - | - | 0 | |
| Sept 27 | @ Hou | L | IA | | | | | | |
| Oct 4 | Car | L | p | 0 | 0 | - | - | 0 | |
| Oct 11 | Jax | W | PS | | | | | | |
| Oct 25 | @ Was | L | PS | | | | | | |
| Nov 1 | @ Atl | W | p | 3 | 14 | 4.7 | 6 | 0 | |
| Nov 8 | NYG | L | p | 5 | 55 | 11.0 | 16 | 0 | |
| Nov 15 | Dal | W | p | 2 | 25 | 12.5 | 19 | 0 | |
| Nov 22 | @ Phi | W | p | 4 | 50 | 12.5 | 27 | 0 | |
| Nov 29 | @ Ind | L | p | 2 | 20 | 10.0 | 11 | 0 | |
| Dec 6 | Atl | W | p | 1 | 6 | 6.0 | 6 | 0 | |
| Dec 13 | NO | L | p | 1 | 6 | 6.0 | 6t | 1 | |
| Dec 17 | @ StL | L | p | 6 | 60 | 10.0 | 14 | 0 | |
| Dec 27 | Chi | L | p | 1 | 10 | 10.0 | 10 | 0 | |
| Jan 3 | @ Car | L | p | 0 | 0 | - | - | 0 | |
| Totals | | 6-10 | 13/0 | 27 | 260 | 9.6 | 27 | 1 | |

2016 Tampa Bay Buccaneers

| | | | | RECEIVING | | | | | |
|---------------|-------|------------|-------------|-----------|------------|-------------|------------|----------|--|
| Date | Opp. | W/L | P/S | No | Yds | Avg | Lg | TD | |
| Sept 11 | @ Atl | W | S | 3 | 34 | 11.3 | 26 | 0 | |
| Sept 18 | @ Ari | L | S | 6 | 67 | 11.2 | 24 | 0 | |
| Sept 25 | LAR | L | p | 9 | 100 | 11.1 | 31 | 0 | |
| Oct 2 | Den | L | p | 1 | 4 | 4.0 | 4 | 0 | |
| Oct 10 | @ Car | W | p | 1 | 11 | 11.0 | 11 | 0 | |
| Oct 23 | @ SF | W | p | 2 | 17 | 8.5 | 11 | 0 | |
| Oct 30 | Oak | L | S | 3 | 58 | 19.3 | 42 | 0 | |
| Nov 3 | Atl | L | S | 5 | 46 | 9.2 | 12 | 1 | |
| Nov 13 | Chi | W | p | 5 | 46 | 9.2 | 14 | 0 | |
| Nov 20 | @ KC | W | p | 4 | 47 | 11.8 | 18 | 0 | |
| Nov 27 | Sea | W | p | 1 | 18 | 18.0 | 18 | 0 | |
| Dec 4 | @ SD | W | p | 2 | 19 | 9.5 | 12 | 0 | |
| Dec 11 | NO | W | IA | | | | | | |
| Dec 18 | @ Dal | L | p | 2 | 49 | 24.5 | 42t | 1 | |
| Dec 24 | @ NO | L | p | 1 | 12 | 12.0 | 12 | 0 | |
| Jan 1 | Car | W | p | 10 | 94 | 9.4 | 28 | 0 | |
| Totals | | 9-7 | 15/4 | 55 | 622 | 11.3 | 42t | 2 | |

ADAM HUMPHRIES' GAME-BY-GAME CONT.

2017 Tampa Bay Buccaneers

| | | | | RECEIVING | | | | | |
|---------------|-------|-------------|-------------|-----------|------------|-------------|-----------|----------|--|
| Date | Opp. | W/L | P/S | No | Yds | Avg | Lg | TD | |
| Sept 17 | Chi | W | p | 2 | 18 | 9.0 | 9 | 0 | |
| Sept 24 | @ Min | L | p | 6 | 68 | 11.3 | 17 | 0 | |
| Oct 1 | NYG | W | p | 6 | 70 | 11.7 | 38 | 0 | |
| Oct 5 | NE | L | p | 3 | 51 | 17.0 | 20 | 0 | |
| Oct 15 | @ Ari | L | p | 6 | 51 | 8.5 | 27 | 0 | |
| Oct 22 | @ Buf | L | S | 2 | 13 | 6.5 | 8 | 0 | |
| Oct 29 | Car | L | S | 4 | 26 | 6.5 | 11 | 0 | |
| Nov 5 | @ NO | L | p | 2 | 14 | 7.0 | 9 | 0 | |
| Nov 12 | NYJ | W | p | 2 | 17 | 8.5 | 13 | 0 | |
| Nov 19 | @ Mia | W | p | 2 | 11 | 5.5 | 8 | 0 | |
| Nov 26 | @ Atl | L | p | 4 | 38 | 9.5 | 19 | 0 | |
| Dec 3 | @ GB | L | p | 4 | 33 | 8.3 | 12 | 0 | |
| Dec 10 | Det | L | p | 3 | 25 | 8.3 | 10 | 0 | |
| Dec 18 | Atl | L | p | 5 | 43 | 8.6 | 16t | 1 | |
| Dec 24 | @ Car | L | p | 3 | 51 | 17.0 | 36 | 0 | |
| Dec 31 | NO | W | S | 7 | 102 | 14.6 | 43 | 0 | |
| Totals | | 5-11 | 16/3 | 61 | 631 | 10.3 | 43 | 1 | |

2018 Tampa Bay Buccaneers

| | | | | RECEIVING | | | | | |
|---------|-------|-----|-----|-----------|-----|------|-----|----|--|
| Date | Opp. | W/L | P/S | No | Yds | Avg | Lg | TD | |
| Sept 9 | @ NO | W | S | 3 | 27 | 9 | 20 | 0 | |
| Sept 16 | Phi | W | p | 1 | 8 | 8 | 8 | 0 | |
| Sept 24 | Pit | L | p | 3 | 30 | 10 | 16 | 0 | |
| Sept 30 | @ Chi | L | S | 6 | 36 | 6 | 11 | 0 | |
| Oct 14 | @ Atl | L | S | 3 | 82 | 27.3 | 51 | 0 | |
| Oct 21 | Cle | W | p | 4 | 37 | 9.3 | 12 | 0 | |
| Oct 28 | @ Cin | L | p | 7 | 76 | 10.9 | 17 | 0 | |
| Nov 4 | @ Car | L | S | 8 | 82 | 10.3 | 30t | 2 | |
| Nov 11 | Was | L | S | 2 | 53 | 26.5 | 29 | 0 | |
| Nov 18 | @ NYG | L | S | 3 | 60 | 20 | 39 | 1 | |

| | | | | | | | | | |
|---------------|-------|-------------|--------------|-----------|------------|-------------|-----------|----------|--|
| Nov 25 | SF | W | S | 6 | 54 | 9 | 28t | 1 | |
| Dec 2 | Car | W | S | 7 | 61 | 8.7 | 13 | 1 | |
| Dec 9 | NO | L | S | 4 | 42 | 10.5 | 15 | 0 | |
| Dec 16 | @ Bal | L | p | 4 | 23 | 5.8 | 8 | 0 | |
| Dec 23 | @ Dal | L | S | 10 | 79 | 7.9 | 16 | 0 | |
| Dec 30 | Atl | L | p | 5 | 66 | 13.2 | 19 | 0 | |
| Totals | | 5-11 | 16/10 | 76 | 816 | 10.7 | 51 | 5 | |

2019 Tennessee Titans

| | | | | RECEIVING | | | | | |
|-----------------|-------|------------|-------------|-----------|------------|-------------|-----------|----------|--|
| Date | Opp. | W/L | P/S | No | Yds | Avg | Lg | TD | |
| Sept 8 | @ Cle | W | p | 1 | 5 | 5.0 | 5 | 0 | |
| Sept 15 | Ind | L | p | 2 | -1 | -0.5 | 0 | 0 | |
| Sept 19 | @ Jax | L | S | 6 | 93 | 15.5 | 30 | 0 | |
| Sept 29 | @ Atl | W | S | 2 | 15 | 7.5 | 9 | 0 | |
| Oct 6 | Buf | L | p | 4 | 30 | 7.5 | 10 | 0 | |
| Oct 13 | @ Den | L | S | 6 | 47 | 7.8 | 16 | 0 | |
| Oct 20 | LAC | W | p | 4 | 40 | 10.0 | 14 | 0 | |
| Oct 27 | TB | W | p | 3 | 24 | 8.0 | 13 | 0 | |
| Nov 3 | @ Car | L | p | 4 | 65 | 16.3 | 25 | 0 | |
| Nov 10 | KC | W | p | 1 | 23 | 23.0 | 23t | 1 | |
| Nov 24 | Jax | W | p | 3 | 20 | 6.7 | 8 | 0 | |
| Dec 1 | @ Ind | W | p | 1 | 13 | 13.0 | 13t | 1 | |
| Dec 8 | @ Oak | W | IA | | | | | | |
| Dec 15 | Hou | L | IA | | | | | | |
| Dec 22 | NO | L | IA | | | | | | |
| Dec 29 | @ Hou | W | IA | | | | | | |
| Totals | | 9-7 | 12/3 | 37 | 374 | 10.1 | 30 | 2 | |
| Playoffs | | | | | | | | | |
| Jan 4 | @ NE | W | IA | | | | | | |
| Jan 11 | @ Bal | W | IA | | | | | | |
| Jan 19 | @ KC | L | p | 4 | 25 | 6.3 | 9 | 0 | |
| Totals | | 2-1 | 1/0 | 4 | 25 | 6.3 | 9 | 0 | |

ADAM HUMPHRIES' NFL STATISTICS

REGULAR SEASON

| REGULAR SEASON | | | | RECEIVING | | | | | RUSHING | | | | |
|----------------|-----------|----|----|-----------|-------|------|-----|----|---------|-----|-----|----|----|
| Year | Team | GP | GS | No | Yds | Avg | Lg | TD | Att | Yds | Avg | Lg | TD |
| 2015 | Tampa Bay | 13 | 0 | 27 | 260 | 9.6 | 27 | 1 | 0 | 0 | - | 0 | 0 |
| 2016 | Tampa Bay | 15 | 4 | 55 | 622 | 11.3 | 42t | 2 | 5 | 18 | 3.6 | 7 | 0 |
| 2017 | Tampa Bay | 16 | 3 | 61 | 631 | 10.3 | 43 | 1 | 1 | 6 | 6.0 | 6 | 0 |
| 2018 | Tampa Bay | 16 | 10 | 76 | 816 | 10.7 | 51 | 5 | 2 | 11 | 5.5 | 7 | 0 |
| 2019 | Tennessee | 12 | 3 | 37 | 374 | 10.1 | 30 | 2 | 1 | 1 | 1.0 | 1 | 0 |
| NFL Totals | | 72 | 20 | 256 | 2,703 | 10.6 | 51 | 11 | 9 | 36 | 4.0 | 7 | 0 |

REGULAR SEASON

| REGULAR SEASON | | PUNT RETURNS | | | | | | KICKOFF RETURNS | | | | |
|----------------|-----------|--------------|----|-----|-----|----|----|-----------------|-----|------|----|----|
| Year | Team | No | FC | Yds | Avg | Lg | TD | No | Yds | Avg | Lg | TD |
| 2016 | Tampa Bay | 24 | 22 | 237 | 9.9 | 25 | 0 | 4 | 47 | 11.8 | 17 | 0 |
| 2017 | Tampa Bay | 6 | 7 | 49 | 8.2 | 19 | 0 | 0 | 0 | - | 0 | 0 |
| 2018 | Tampa Bay | 21 | 15 | 139 | 6.6 | 16 | 0 | 2 | 17 | 8.5 | 13 | 0 |
| 2019 | Tennessee | 12 | 19 | 78 | 6.5 | 21 | 0 | 0 | 0 | 0.0 | 0 | 0 |
| NFL Totals | | 63 | 63 | 503 | 8.0 | 25 | 0 | 6 | 64 | 10.7 | 17 | 0 |

PLAYOFFS

| PLAYOFFS | | | | RECEIVING | | | | | RUSHING | | | | |
|------------|-----------|----|----|-----------|-----|-----|----|----|---------|-----|-----|----|----|
| Year | Team | GP | GS | No | Yds | Avg | Lg | TD | Att | Yds | Avg | Lg | TD |
| 2019 | Tennessee | 1 | 0 | 4 | 25 | 6.3 | 9 | 0 | 0 | 0 | - | 0 | 0 |
| NFL Totals | | 1 | 0 | 4 | 25 | 6.3 | 9 | 0 | 0 | 0 | - | 0 | 0 |

Single-Game Highs

Receptions - 10 vs. Carolina (1/1/17)
 Receiving Yards - 102 vs. New Orleans (12/31/17)
 Long Reception - 51 at Atlanta (10/14/18)
 Receiving Touchdowns - 2 at Carolina (11/4/18)
 Punt Returns - 5 at Arizona (9/18/16)
 Punt Return Yards - 48 vs. Seattle (11/27/16)
 Punt Return Long - 25 at Arizona (9/18/16)
 Kickoff Returns - 1 (Six times, last vs. Philadelphia 9/16/18)
 Kick Return Yards - 17 at San Francisco (10/23/16)
 Kickoff Return Long - 17 at San Francisco (10/23/16)

Additional Statistics

Forced Fumbles - 1 (2017)
 Tackles - 1 (2015), 5 (2017), 2 (2018)
 Special Teams Tackles - 1 (2015)

Playoff Single-Game Highs

Receptions - **4 at Kansas City (1/19/20)**
 Receiving Yards - **25 at Kansas City (1/19/20)**
 Long Reception - **9 at Kansas City (1/19/20)**



96 JOEY IVIE

DEFENSIVE TACKLE • 6'3" • 301 LBS • COLLEGE: FLORIDA

ACQUIRED: FREE AGENT - 2019 • NFL EXPERIENCE (NFL/TITANS): 1/1

HOMETOWN: DADE CITY, FLA.

GAMES PLAYED/GAMES STARTED: 8/0 (PLAYOFFS: 0/0)



PRO: The Titans signed Joey Ivie to the practice squad during Week 13 of the 2019 season and elevated him to the active roster prior to Week 15. The 6-foot-3-inch, 301-pounder was originally selected by the Dallas Cowboys in the seventh round (228th overall) of the 2017 NFL Draft. The Dade City, Fla., native has also spent time with the Kansas City Chiefs, Atlanta Falcons and Seattle Seahawks, and has appeared in five games for the Chiefs. Ivie played collegiately at Florida and saw action in 36 games with 16 starts over four seasons (2013-16).

TITANS TIDBITS:

- Ivie's late sister, Jordan, passed away in 2015 a month before she would have graduated high school due to injuries sustained in a car accident. Ivie uses her memory as motivation and has shared these moments on social media.
- Ivie's younger brother, Andrew, also played defensive line at Florida. He redshirted for one season in 2015.
- Ivie's father, Joe, is a chaplain.

CAREER TRANSACTIONS:

- The Dade City, Fla., native was originally selected by the Dallas Cowboys in the seventh round (228th overall) of the 2017 NFL Draft.
- Waived by the Cowboys on Sept. 2, 2017.
- Signed by the Atlanta Falcons to the team's practice squad on Oct. 17, 2017.
- Signed by the Falcons to a future's contract on Jan. 15, 2018.
- Waived by the Falcons on June 1, 2018.
- Signed by the Seattle Seahawks on Aug. 6, 2018.
- Waived by Seattle on Sept. 1, 2018.
- Signed by the Kansas City Chiefs to the team's practice squad on Sept. 4, 2018.
- Signed by the Chiefs to a future's contract on Jan. 22, 2019.
- Waived by the Chiefs on Sept. 17, 2019 and added to the practice squad a day later.
- Signed by the Chiefs to the active roster from their practice squad on Nov. 2, 2019.
- Waived by the Chiefs on Nov. 21, 2019.
- Signed by the Titans to the team's practice squad on Nov. 26, 2019.
- Signed by the Titans to the active roster from their practice squad on Dec. 14, 2019.

SEASON RECAPS:

2019 (5/0 - Kansas City; 3/0, 0/0 - Tennessee): Played as a reserve in three games with the Titans and recorded a tackle and two quarterback pressures. Spent two weeks on the Titans' practice squad. Was inactive for all three postseason contests. Led the team in quarterback pressures once in 2019 (vs. NO). Appeared in five games for the Chiefs and totaled two tackles. Began the season on the Chiefs active roster and appeared in Weeks 1-2, and 9-11. Spent Weeks 3-8 on Kansas City's practice squad. Waived by the Chiefs during Week 12 and signed by the Titans to the team's practice squad during Week 14.

- At Jacksonville (9/8), made his NFL debut with the Chiefs and recorded one tackle.
- Against Houston (12/15), made his Titans debut as a reserve on the defensive front and on special teams.
- Against New Orleans (12/22), played as a reserve at defensive tackle and produced a team-high two quarterback pressures.
- At Houston (12/29), saw action as a reserve on the defensive front and recorded a tackle.
- At New England (1/4), was inactive.

- At Baltimore (1/11), was inactive.
- At Kansas City (1/19), was inactive.

2018 (0/0, 0/0 - Kansas City): Spent the entire season on the Chiefs' practice squad.

2017 (0/0 - Atlanta): Spent majority of the season on the Falcons' practice squad.

COLLEGE:

- Appeared in 36 games and made 16 starts over four seasons at Florida (2013-16), and totaled 80 tackles, 10.5 tackles for loss, seven sacks, two forced fumbles and one blocked field goal.
- As a senior (2016), appeared in 11 games with 10 starts and notched 26 tackles, 3.5 tackles for loss, 2.5 sacks, one forced fumble and one blocked field goal.
- As a junior (2015), saw action in 10 games and made five starts. Recorded 27 tackles, four tackles for loss and 3.5 sacks, all of which marked career-highs. Added one forced fumble.
- As a sophomore (2014), played in all 12 games with one start in the bowl victory against East Carolina. Tallied 24 tackles, three tackles for loss and one sack. Named to the SEC Academic Honor Roll.
- As a true freshman (2013), appeared in three games and recorded three tackles.
- Majored in sociology at Florida.

PERSONAL:

- Attended Pasco (Fla.) High School where he had eight sacks and two forced fumbles as a junior.
- Follow Ivie on Twitter @joeyivie and on Instagram @joeyivie91.
- Son of Joe and Jennifer Ivie.
- Ivie is the oldest of five children: brothers Andrew, Abraham and Abel, and sister Jordan.
- Born Joseph Ivie on Jan. 22, 1995 in Dade City, Fla.

JOEY IVIE'S GAME-BY-GAME

2019 Kansas City Chiefs

| Date | Opp | W/L | P/S | Tot | Solo | Asst | Sk | - Yds | QBP | TFL | Int - Yds | -TD | PD | FF | FR - Yds | SpT |
|---------------------------------|-------|------------|------------|----------|----------|----------|------------|----------|----------|----------|-----------|----------|----------|----------|----------|----------|
| Sept 8 | @ Jax | W | p | 1 | 0 | 1 | 0.0 | 0 | 0 | 0 | 0 | 0 | 0 | 0 | 0 | 0 |
| Sept 15 | @ Oak | W | p | 0 | 0 | 0 | 0.0 | 0 | 0 | 0 | 0 | 0 | 0 | 0 | 0 | 0 |
| Sept 22 | Bal | W | PS | | | | | | | | | | | | | |
| Sept 29 | @ Det | W | PS | | | | | | | | | | | | | |
| Oct 6 | Ind | L | PS | | | | | | | | | | | | | |
| Oct 13 | Hou | L | PS | | | | | | | | | | | | | |
| Oct 17 | @ Den | W | PS | | | | | | | | | | | | | |
| Oct 27 | GB | L | PS | | | | | | | | | | | | | |
| Nov 3 | Min | W | p | 1 | 0 | 1 | 0.0 | 0 | 0 | 0 | 0 | 0 | 0 | 0 | 0 | 0 |
| Nov 10 | @ Ten | L | p | 0 | 0 | 0 | 0.0 | 0 | 0 | 0 | 0 | 0 | 0 | 0 | 0 | 0 |
| Nov 18 | @ LAC | W | p | 0 | 0 | 0 | 0.0 | 0 | 0 | 0 | 0 | 0 | 0 | 0 | 0 | 0 |
| Waived by the Chiefs on Nov. 21 | | | | | | | | | | | | | | | | |
| Totals | | 7-4 | 5/0 | 2 | 0 | 2 | 0.0 | 0 | 0 | 0 | 0 | 0 | 0 | 0 | 0 | 0 |

2019 Tennessee Titans

| Date | Opp | W/L | P/S | Tot | Solo | Asst | Sk | - Yds | QBP | TFL | Int - Yds | -TD | PD | FF | FR - Yds | SpT |
|-----------------|-------|------------|------------|----------|----------|----------|------------|------------|----------|----------|-----------|----------|----------|----------|----------|----------|
| Dec 15 | Hou | L | p | 0 | 0 | 0 | 0.0 | 0.0 | 0 | 0 | 0 | 0 | 0 | 0 | 0 | 0 |
| Dec 22 | NO | L | p | 0 | 0 | 0 | 0.0 | 0.0 | 2 | 0 | 0 | 0 | 0 | 0 | 0 | 0 |
| Dec 29 | @ Hou | W | p | 1 | 0 | 1 | 0.0 | 0.0 | 0 | 0 | 0 | 0 | 0 | 0 | 0 | 0 |
| Totals | | 1-2 | 3/0 | 1 | 0 | 1 | 0.0 | 0.0 | 2 | 0 | 0 | 0 | 0 | 0 | 0 | 0 |
| Playoffs | | | | | | | | | | | | | | | | |
| Jan 4 | @ NE | W | IA | | | | | | | | | | | | | |
| Jan 11 | @ Bal | W | IA | | | | | | | | | | | | | |
| Jan 19 | @ KC | L | IA | | | | | | | | | | | | | |
| Totals | | 2-1 | 0/0 | 0 | 0 | 0 | 0.0 | 0.0 | 0 | 0 | 0 | 0 | 0 | 0 | 0 | 0 |

JOEY IVIE'S NFL STATISTICS

REGULAR SEASON

| Year | Team | GP | GS | TACKLES | | | | | | | INTERCEPTIONS | | | | | FUMBLES | | | |
|-------------------|-------------|----------|----------|----------|----------|----------|------------|------------|----------|----------|---------------|----------|----------|----------|----------|----------|----------|----------|----------|
| | | | | Tot | Solo | Asst | Sk | Yds | QBP | TFL | No | Yds | Lg | TD | PD | FF | FR | Yds | SpT |
| 2017 | Atlanta | | | | | | | | | | | | | | | | | | |
| 2018 | Kansas City | | | | | | | | | | | | | | | | | | |
| 2019 | Kansas City | 5 | 0 | 2 | 0 | 0 | 0.0 | 0.0 | 0 | 0 | 0 | 0 | 0 | 0 | 0 | 0 | 0 | 0 | 0 |
| 2019 | Tennessee | 3 | 0 | 1 | 0 | 1 | 0.0 | 0.0 | 2 | 0 | 0 | 0 | 0 | 0 | 0 | 0 | 0 | 0 | 0 |
| NFL Totals | | 8 | 0 | 3 | 2 | 1 | 0.0 | 0.0 | 2 | 0 | 0 | 0 | 0 | 0 | 0 | 0 | 0 | 0 | 0 |


PLAYOFFS

| Year | Team | GP | GS | TACKLES | | | | | | | INTERCEPTIONS | | | | | FUMBLES | | | |
|-------------------|-----------|----------|----------|----------|----------|----------|------------|------------|----------|----------|---------------|----------|----------|----------|----------|----------|----------|----------|----------|
| | | | | Tot | Solo | Asst | Sk | Yds | QBP | TFL | No | Yds | Lg | TD | PD | FF | FR | Yds | SpT |
| 2019 | Tennessee | 0 | 0 | 0 | 0 | 0 | 0.0 | 0.0 | 0 | 0 | 0 | 0 | 0 | 0 | 0 | 0 | 0 | 0 | 0 |
| NFL Totals | | 0 | 0 | 0 | 0 | 0 | 0.0 | 0.0 | 0 | 0 | 0 | 0 | 0 | 0 | 0 | 0 | 0 | 0 | 0 |

Single-Game Highs

Tackles - **1** (Three times, last at Houston 12/29/19)

Quarterback Pressures - **2** vs. New Orleans (12/22/19)



25 ADOREE' JACKSON

CORNERBACK • 5'11" • 185 LBS • COLLEGE: SOUTHERN CALIFORNIA
ACQUIRED: 1ST ROUND - 2017 • NFL EXPERIENCE (NFL/TITANS): 3/3
HOMETOWN: EAST ST. LOUIS, ILL.
GAMES PLAYED/GAMES STARTED: 43/39 (PLAYOFFS: 5/5)



PRO: The Titans added the versatile and electric Adoree' Jackson with the 18th overall pick in the first round of the 2017 NFL Draft, and Jackson proceeded to start every game during his rookie season at cornerback while also serving as the team's primary returner. The 5-foot-11-inch, 185-pound playmaker possesses game-breaking speed but is also a proven and willing tackler. He also can contribute on the offensive side of the ball. During his three-year stint at Southern California, he scored 15 total touchdowns in four different ways: via reception (six), interception (one), punt return (four) and kickoff return (four).

CAREER HIGHLIGHTS:

- In 2018, Jackson set single-season career highs in tackles (69) and interceptions (2). His two interceptions ranked third on the team.
- In 2018, he appeared in all 16 games for the second consecutive season.
- In 2017, Jackson was the first rookie cornerback for the team in the "Titans era" (1999–present) to record 16 starts. His 1,260 total plays (1,017 defensive snaps, 231 special teams snaps and 12 offensive snaps) ranked second in the NFL among all players behind only Arizona Cardinals safety Tyrann Mathieu (1,261).
- Jackson led the Titans with 23 passes defended as a rookie.
- Jackson was awarded the 2016 Jim Thorpe Award as college football's top defensive back.
- At Southern California, Jackson tied two NCAA records with eight career touchdowns on kick returns and nine touchdowns on all runbacks. He also set USC career records with 2,141 kickoff return yards and 79 kickoff returns.

TITANS TIDBITS:

- Jackson was a long jumper and sprinter on USC's track team in the springs of 2015 and 2016, winning the Pac-12 outdoor long jump title both years (and placing second in the Pac-12 100 meters in 2016) and earning All-American status both years after twice placing fifth in the NCAA long jump. He also placed 10th in the long jump during the U.S. Olympic Trials.
- Jackson lists his parents, Chris and Vianca Jackson, as the people that inspire him the most. "They've always steered me in the right direction. All of their experiences and guidance helped get me where I'm at."
- Vianca Jackson, a survivor of breast cancer, served as the team's Honorary 12th Titan prior to the team's 2017 Breast Cancer Awareness Game (Oct. 16).
- Jackson's father, Chris Jackson, is the ultimate grill master and can be found at Titans home games smoking turkey legs, Cornish hams, chicken, rabbits, alligator and frog legs for a pre-game tailgate among family and friends, as well as a post-game meal with players and coaches. He makes all of his own rubs and sauces and has been cooking since 1984.
- Jackson, business partner James Moore, and Jay Levine co-founded Kor Media Entertainment (KME), a Los Angeles-based entertainment agency under the Warner Brothers Digital umbrella. Their tagline is "Where Creatives Come to Play" and their goal is to create culture relevance for both creators and brands through interactive and labs which a focus on gaming and esports.
- Jackson is a Reese's Peanut Butter Cups enthusiast. He names creator Harry Burnett Reese as a historical person he would have loved to meet. "He's a genius. That's by far and away my favorite candy. I eat that like it ain't nothing."
- Jackson watched the movie "Space Jam" continuously as a child to the point he memorized most of the movie.

• During the 2018 offseason, Jackson worked with Microsoft to host children from the Boys & Girls Club in Nashville and Los Angeles at parties where they could compete with him in video games Fortnite and Forza Motorsport.

• In May 2018, Jackson and his business partner James Moore paid for the burial costs of Jaylon McKenzie, an eighth-grade football player who was killed by a stray bullet. McKenzie, a St. Louis, Ill., native, grew up idolizing Jackson.

CAREER TRANSACTIONS:

- The East St. Louis, Ill., native was selected by the Titans in the first round (18th overall) of the 2017 NFL Draft.

SEASON RECAPS:

2019 (11/10, 3/3): Played in 11 games with 10 starts at cornerback and posted 40 tackles, seven passes defended and two stops for loss. Returned three punts for 26 yards and two kickoffs for 23 yards. Was inactive for five games. Started all three postseason contests and collected nine tackles and a team-best six passes defended. Led or tied for the team lead in passes defended four times in 2019 (at CAR, vs. JAX, at NE, at BAL).

- At Cleveland (9/8), started at cornerback as the team opened in a nickel package and collected five tackles. Returned one kickoff for 23 yards.
- Against Indianapolis (9/15), started at cornerback and tallied a tackle. Set up the Titans' second touchdown with a 17-yard punt return to the Colts' 40-yard line early in the third quarter.
- At Jacksonville (9/19), played as a reserve at cornerback and posted two tackles. Stopped Leonard Fournette for a one-yard loss on a short pass in the fourth quarter.
- At Atlanta (9/29), started at cornerback and registered four tackles and a pass defended. Ended the Falcons' opening drive by breaking up a third-and-six pass intended for Calvin Ridley in the first stanza.
- Against Buffalo (10/6), started at cornerback and notched two tackles and a pass defended. Ended a Bills' drive by breaking up a third-and-nine pass intended for Dawson Knox in the second quarter.
- At Denver (10/13), started at cornerback and recorded three tackles.
- Against L.A. Chargers (10/20), started at cornerback and posted two tackles.
- Against Tampa Bay (10/27), was inactive.
- At Carolina (11/3), started at cornerback and produced three tackles, a stop for loss and two passes defended. Stopped Jarius Wright for a seven-yard loss on a reverse in the opening stanza. Broke up a deep pass intended for Curtis Samuel in the third quarter.
- Against Kansas City (11/10), started at cornerback and registered seven tackles and two passes defended. Broke up a deep shot intended for Tyreek Hill early in the fourth quarter. Batted down a deep pass intended for Hill late in the final quarter.
- Against Jacksonville (11/24), started at cornerback and notched a career-best 10 tackles, including a stop for loss and a pass defended. Stonewalled Leonard Fournette for a three-yard loss on a rush off left end in the opening stanza. Stuffed Dede Westbrook for no gain on a short pass late in the third quarter. Defended a deep pass intended for Keelan Cole late in the fourth quarter.
- At Indianapolis (12/1), started at cornerback and posted a tackle before leaving the game early in the second quarter with an injury. Stuffed Jonathan Williams for no gain on a rush off right end in the first quarter.
- At Oakland (12/8), was inactive.
- Against Houston (12/15), was inactive.
- Against New Orleans (12/22), was inactive.

- At Houston (12/29), was inactive.
- At New England (1/4), returned to the lineup as a starter at cornerback and posted two tackles and two passes defended. Ended a Patriots' drive by breaking up a third-and-six pass intended for N'Keal Harry late in the third quarter.
- At Baltimore (1/11), started at cornerback and recorded three tackles and a team-best four passes defended. Knocked down a deep pass intended for Marquise Brown down the right sideline in the second quarter. Deflected a deep pass intended for Miles Boykin in the third stanza. Broke up a deep pass intended for Chris Moore late in the fourth quarter.
- At Kansas City (1/19), started at cornerback and registered four tackles.

2018 (16/13): Played in all 16 games with 13 starts at cornerback. Ranked third on the team with two interceptions and second on the squad 11 passes defended. Collected 69 tackles, three stops for loss and a quarterback pressure. Returned 16 punts for 148 yards. Tied for the team lead in passes defended five times in 2018 (vs. HOU, at JAX, at BUF, vs. NE, vs. WAS). Collected his first career interception against Houston (9/16/18).

- Against Houston (9/16), started at cornerback and tallied eight tackles, an interception and two passes defended. Teamed with Derrick Morgan to stuff Lamar Miller for a two-yard loss on a short pass in the first quarter. Posted his first career interception with a leaping grab on a Deshaun Watson deep pass intended for DeAndre Hopkins in the end zone during the second quarter.
- At Jacksonville (9/23), played as a reserve at cornerback and posted a pass defended before leaving the game in the second quarter with an injury. Broke up a pass intended for Austin Seferian-Jenkins in the first stanza.
- At Buffalo (10/7), started at cornerback and recorded two tackles and an interception. Picked off a Josh Allen pass intended for Andre Holmes and returned it seven yards in the fourth quarter.
- Against New England (11/11), started at cornerback and notched five tackles, including a stop for loss, and two passes defended. Stuffed Josh Gordon for no gain on a short pass in the first quarter. Halted a Patriots' drive by breaking up a deep pass intended for Josh Gordon on third-and-six in the second stanza. Knocked down a pass intended for Gordon in the fourth quarter.
- Against Jacksonville (12/6), started at cornerback and amassed five tackles, a stop for loss and a pass defended. Broke up a deep pass intended for James O'Shaughnessy late in the first quarter. Combined with Rashaan Evans to stuff Carlos Hyde for a two-yard loss on a short pass in the second quarter.
- At N.Y. Giants (12/16), started at cornerback and posted four tackles, including a stop for loss, a quarterback pressure and a pass defended in the Titans' first shutout win since 2000. Stopped Sterling Shepard for a one-yard loss on a short pass in the third quarter.
- Against Washington (12/22), started at cornerback and totaled four tackles and two passes defended. Returned one punt for 16 yards. Broke up a third-and-seven pass intended for Jamison Crowder in the third quarter. Knocked down a pass intended for Michael Floyd late in the final stanza.

2017 (16/16, 2/2): Started all 16 games at cornerback as a rookie and led the team with 23 passes defended. Registered 67 tackles, a quarterback pressure, four tackles for loss and three forced fumbles. Returned 34 punts for 290 yards (8.5 avg.) and 25 kickoffs for 578 yards (23.1 avg.). Started his first two career postseason contests and tallied seven tackles and three passes defended. Returned four punts for 18 yards and six kickoffs for 126 yards. Tied for the team lead in tackles once in 2017 (at PIT). Led or tied for the team lead in passes defended eight times in 2017 (vs. OAK, at JAX, vs. BAL, vs. CIN, at SF, vs. LAR, vs. JAX, at NE). Appeared in his first career NFL game and made his first career start against Oakland (9/10/17).

- Against Oakland (9/10), started at cornerback in his NFL debut and posted five tackles and a team-high two passes defended. Returned one kickoff for 35 yards and one punt for five yards. Broke up a pass intended for Amari Cooper late in the first quarter. Halted a Raiders' drive by defending a third-and-three pass intended for Michael Crabtree in the third quarter.
- At Jacksonville (9/17), collected six tackles, including a stop for loss and a pass defended. Set up the Titans first touchdown of the afternoon with an electric 46-yard punt return in the third quarter.
- At Miami (10/8), totaled two tackles, a forced fumble and a pass defended. Returned two punts for 14 yards and one kickoff for 21 yards. Forced an Ajayi fumble that was recovered by Kevin Byard in the second quarter.

- Against Indianapolis (10/16), recorded two tackles and a pass defended. Brought back two kickoffs for 46 yards with a long return of 40 yards to kickstart the Titans' opening scoring drive.
- Against Baltimore (11/5), collected five tackles, a team-high four passes defended and a stop for loss. Returned two punts for 22 yards and one kickoff for four yards. Helped set up the Titans' opening field goal with a 20-yard rush off left guard in the first quarter.
- Against Cincinnati (11/12), recorded five tackles, including two stops for loss, and a team-best two passes defended. Carried the ball three times for 30 yards out of the backfield. Returned three kickoffs for 71 yards and three punts for 17 yards. Totaled a season-high 118 all-purpose yards which was the most all-purpose yards by a non-offensive Titans player since defensive back/returner Chris Carr had 144 yards (all on kickoff and punt returns) at the Detroit Lions on Nov. 27, 2008.
- At Pittsburgh (11/16), tied for the team lead with nine tackles. Notched two passes defended and a forced fumble. Returned five kickoffs for 103 yards and one punt for 10 yards. Carried the ball once for five yards. Forced an Antonio Brown fumble that was recovered by Pittsburgh late in the second quarter.
- At San Francisco (12/17), started at cornerback and posted six tackles, a team-high three passes defended and a quarterback pressure. Returned one kickoff for 21 yards.
- Against Los Angeles Rams (12/24), notched a tackle and a pass defended. Kickstarted the Titans' touchdown drive with a season-long 57-yard kickoff return in the third quarter.
- Against Jacksonville (12/31), tallied four tackles, two passes defended and a forced fumble. Returned four punts for 19 yards with a long return of 16 yards. Halted a Jaguars' drive by breaking up a pass intended for Keelan Cole on third-and-four in the first quarter. Knocked down a pass intended for Dede Westbrook early in the second quarter. Punched out the ball from Keelan Cole and the fumble was recovered by Jayon Brown late in the second quarter.
- At Kansas City (1/6), recorded four tackles and a pass defended in his first career postseason game. Returned two kickoffs for 43 yards and three punts for 18 yards.

COLLEGE:

- In three seasons at Southern California, posted 139 tackles, 29 passes defended, six interceptions including one for a touchdown, six stops for loss, three fumble recoveries and two forced fumbles on defense. Notched 39 receptions for 628 yards with six touchdowns and 15 carries for 92 yards on offense. As a return specialist, notched 79 kickoff returns for 2,141 yards with four touchdowns and 46 punt returns for 578 yards with four touchdowns on special teams. In his career, he scored 15 touchdowns in four different ways: via reception (six), interception (one), punt return (four) and kickoff return (four). Registered 37 career starts (34 at cornerback, one at safety, one at wide receiver and one concurrently at cornerback and wide receiver).
- Tied the NCAA records for most career touchdowns on kick returns (eight) and all runbacks (nine). Owns the USC career records for kickoff return yardage (2,141 yards) and kickoff returns (79) and his 27.1 career kick return average is second in USC annals. Ranks fifth on USC's all-time punt return list (578 yards) and his four career punt return touchdowns is tied for the school record.
- As a junior (2016), started all 13 games at cornerback, and collected 55 tackles, a team-best 11 deflections, a team-high five interceptions, a team-best two fumble recoveries and two tackles for loss on defense. Returned 26 kickoffs for 767 yards with two touchdowns and 20 punts for 315 yards with two touchdowns on special teams on special teams. Notched seven carries for 51 yards and two receptions for 76 yards with a touchdown while playing 18 plays on offense. Ranked second nationally in punt return touchdowns (two, first in Pac-12), second in kickoff return touchdowns (two, first in Pac-12), third in punt returns (15.8, first in Pac-12), sixth in kickoff returns (29.5, first in Pac-12), 18th in interceptions (0.4, third in Pac-12) and 19th in passes defended (1.2, third in Pac-12).
- Won the 2016 Thorpe Award and was among four finalists for the Hornung Award and four finalists for the Lott IMPACT Trophy. Was named a 2016 consensus All-American first teamer by AP (cornerback), Football Writers (punt returner), Football Coaches (all-purpose player), Walter Camp (defensive back; second team kick returner), Sporting News (cornerback), ESPN (all-purpose player), Sports Illustrated (all-purpose player; second team returner), Phil Steele (punt returner; second team all-purpose player and third team defensive back and kick returner) and a second teamer by

USA Today (returner).

- Named the 2016 Pac-12 Defensive Player of the Year and made the All-Pac-12 first team at two positions (defensive back and return specialist).
- As a team captain, named USC's 2016 Most Valuable Player (the first Trojan to repeat as team MVP since 2004-05 and only the ninth to win the honor twice since the award was first presented in 1967), as well as USC's Special Teams Player of the Year and Defensive Perimeter Player of the Year.
- As a sophomore (2015), started 12 games at cornerback, one contest at safety and one game at wide receiver. Notched 35 tackles, eight pass deflections, a forced fumble and an interception for a touchdown on defense. Registered 27 receptions for 414 yards with two touchdowns and seven carries for 36 yards on offense. Recorded 30 kickoff returns for 690 yards and 24 punt returns for 251 yards with two touchdowns on special teams. He was the only player nationally with at least 400 receiving yards, 600 kickoff return yards, 200 punt return yards and 30 tackles.
- Was named to the 2015 All-Pac-12 first team (defensive back) and second team (return specialist), AP All-Pac-12 first team (defensive back) and Phil Steele All-Pac-12 first team (defensive back) and second team (punt returner). He was also named USC's MVP.
- As a freshman (2014), made an impact on defense, offense and special teams as a cornerback, wide receiver and returner. Appeared in all 13 games with 10 starts at cornerback and one start concurrently at wide receiver. Recorded 49 tackles, including four stops for losses, 10 passes defended, a forced fumble and a fumble recovery on defense. Added 10 receptions for 138 yards with three touchdowns and one carry for five yards on offense. Posted 23 kickoff returns for 684 yards with two touchdowns and two punt returns for 12 yards.
- Named Sporting News Freshman All-American first team, USA Today Freshman All-American first team and ESPN.com True Freshman All-American first team.
- Named the 2014 Pac-12 Defensive Freshman of the Year and made All-Pac-12 honorable mention (all-purpose player).
- Majored in communications with a real estate minor at Southern California.

PERSONAL:

- Attended Serra (Gardena, Calif.) High School and was named 2013 USA Today All-USA first team, Parade All-American first team, Prep Star All-American Dream Team, Max Preps All-American first team, Student Sports All-American first team, ESPN 300, Max Preps All-American Medium Schools first team, Cal-Hi Sports California Mr. Football, Cal-Hi Sports All-State first team, Max Preps All-State Division II first team, All-CIF Western Division Defensive Player of the Year, Los Angeles Times All-Area, Orange County Register Fab 15 first team, South Bay Daily Breeze All-South Bay Player of the Year, Wave Newspapers All-West Region Player of the Year and All-Mission League MVP.
- As a senior (2013), played wide receiver, running back, defensive back and return specialist. He ran for 639 yards on 66 carries with five touchdowns and caught 38 passes for 812 yards with seven touchdowns on offense, plus he had 36 tackles, six interceptions (three for touchdowns), eight deflections and a forced fumble on defense and he had three additional touchdowns on returns. He played in the 2013 CIF Western Division final and had a 92-yard punt return and a 93-yard kickoff return in the game.
- As a junior (2012), he was named Cal-Hi Sports All-State first team, Cal-

Hi Sports All-State Junior first team, All-CIF Western Division Defensive Player of the Year, Los Angeles Times All-Area, South Bay Daily Breeze All-South Bay Player of the Year, Los Angeles Wave Player of the Year and All-Mission League Defensive MVP. He had 33 receptions for 546 yards with five touchdowns and 175 yards on seven carries with five touchdowns on offense, plus he had 56 tackles, five interceptions, seven passes defended, two forced fumbles and a fumble recovery on defense and averaged 37.8 yards on 12 punts. Serra won the 2012 CIF Western Division and he had a 78-yard touchdown run on a fake punt in the game. Serra also won the CIF state championship Division II bowl game and he had a 95-yard run on a fake punt in the game.

- As a sophomore (2011), had two receptions for 39 yards and made 23 tackles, six interceptions and 10 pass deflections.
- During his freshman year in high school, he went to Belleville (Ill.) East High School. He moved to California prior to his sophomore year in high school.
- Was also on Serra's track team and finished with career bests of 10.68 in the 100 meters, 21.59 in the 200 and 25-5.25 in the long jump. Serra won the 2013 CIF state championship while he placed second in the long jump at 24-7. He won the 2012 state long jump title at 20-0.5 and was named the 2012 Cal-Hi Sports California Sophomore Athlete of the Year and 2013 Cal-Hi Sports California Junior Athlete of the Year.
- Was also a guard on Serra's basketball team.
- List of favorites: (movie) "Space Jam"; (TV show) Food Network shows, "Love & Hip Hop," "Scandal," "How To Get Away with Murder"; (musician or band) Drake, ASAP Rocky; (food) Chinese food and Imo's Pizza; (guilty pleasure) Reese's Peanut Butter Cups; (sports teams as a child) Chicago Bulls, St. Louis Rams, St. Louis Cardinals and (athlete as a child) Reggie Bush.
- Follow Jackson on Twitter, Instagram and Snapchat at @AdoreeKnows.
- Born Adoree' Jackson on Sept. 18, 1995 in East St. Louis, Ill.

ADOREE' JACKSON'S DEFENSIVE GAME-BY-GAME

2017 Tennessee Titans

| Date | Opp | W/L | P/S | Tot Solo Asst | Sk - Yds | QBP | TFL | Int - Yds | -TD | PD | FF | FR - Yds | SpT |
|---------|-------|-----|-----|---------------|----------|-----|-----|-----------|-----|----|----|----------|-----|
| Sept 10 | Oak | L | S | 5 | 5 | 0 | 0.0 | 0.0 | 0 | 0 | 0 | 0 | 0 |
| Sept 17 | @ Jax | W | S | 6 | 5 | 1 | 0.0 | 0.0 | 0 | 1 | 0 | 0 | 0 |
| Sept 24 | Sea | W | S | 5 | 5 | 0 | 0.0 | 0.0 | 0 | 0 | 0 | 0 | 0 |
| Oct 1 | @ Hou | L | S | 3 | 3 | 0 | 0.0 | 0.0 | 0 | 0 | 0 | 0 | 0 |
| Oct 8 | @ Mia | L | S | 2 | 1 | 1 | 0.0 | 0.0 | 0 | 0 | 0 | 1 | 0 |
| Oct 16 | Ind | W | S | 2 | 2 | 0 | 0.0 | 0.0 | 0 | 0 | 0 | 1 | 0 |
| Oct 22 | @ Cle | W | S | 5 | 4 | 1 | 0.0 | 0.0 | 0 | 0 | 0 | 0 | 0 |
| Nov 5 | Bal | W | S | 5 | 5 | 0 | 0.0 | 0.0 | 0 | 1 | 0 | 0 | 0 |
| Nov 12 | Cin | W | S | 5 | 3 | 2 | 0.0 | 0.0 | 0 | 2 | 0 | 0 | 0 |
| Nov 16 | @ Pit | L | S | 9 | 8 | 1 | 0.0 | 0.0 | 0 | 0 | 0 | 2 | 1 |
| Nov 26 | @ Ind | W | S | 1 | 1 | 0 | 0.0 | 0.0 | 0 | 0 | 0 | 0 | 0 |
| Dec 3 | Hou | W | S | 4 | 3 | 1 | 0.0 | 0.0 | 0 | 0 | 0 | 1 | 0 |
| Dec 10 | @ Ari | L | S | 4 | 3 | 1 | 0.0 | 0.0 | 0 | 0 | 0 | 0 | 0 |
| Dec 17 | @ SF | L | S | 6 | 6 | 0 | 0.0 | 0.0 | 1 | 0 | 0 | 0 | 0 |
| Dec 24 | LAR | L | S | 1 | 0 | 1 | 0.0 | 0.0 | 0 | 0 | 0 | 1 | 0 |
| Dec 31 | Jax | W | S | 4 | 4 | 0 | 0.0 | 0.0 | 0 | 0 | 0 | 2 | 1 |
| Totals | | | 9-7 | 16/16 | 67 | 58 | 9 | 0.0 | 0.0 | 1 | 4 | 0 | 0 |

Playoffs

| | | | | | | | | | | | | | |
|--------|------|---|-----|-----|---|---|-----|-----|-----|---|---|---|---|
| Jan 6 | @ KC | W | S | 4 | 4 | 0 | 0.0 | 0.0 | 0 | 0 | 0 | 0 | 0 |
| Jan 13 | @ NE | L | S | 3 | 2 | 1 | 0.0 | 0.0 | 0 | 0 | 0 | 2 | 0 |
| Totals | | | 1-1 | 2/2 | 7 | 6 | 1 | 0.0 | 0.0 | 0 | 0 | 0 | 0 |

2018 Tennessee Titans

| Date | Opp | W/L | P/S | Tot Solo Asst | Sk - Yds | QBP | TFL | Int - Yds | -TD | PD | FF | FR - Yds | SpT |
|---------|-------|-----|-----|---------------|----------|-----|-----|-----------|-----|----|----|----------|-----|
| Sept 9 | @ Mia | L | p | 4 | 4 | 0 | 0.0 | 0.0 | 0 | 0 | 0 | 0 | 0 |
| Sept 16 | Hou | W | S | 8 | 8 | 0 | 0.0 | 0.0 | 0 | 0 | 1 | 0 | 0 |
| Sept 23 | @ Jax | W | p | 0 | 0 | 0 | 0.0 | 0.0 | 0 | 0 | 0 | 1 | 0 |
| Sept 30 | Phi | W | S | 4 | 3 | 1 | 0.0 | 0.0 | 0 | 0 | 0 | 0 | 0 |
| Oct 7 | @ Buf | L | p | 2 | 2 | 0 | 0.0 | 0.0 | 0 | 0 | 1 | 7 | 0 |
| Oct 14 | Bal | L | S | 8 | 6 | 2 | 0.0 | 0.0 | 0 | 0 | 0 | 0 | 0 |
| Oct 21 | @ LAC | L | S | 1 | 1 | 0 | 0.0 | 0.0 | 0 | 0 | 0 | 0 | 0 |
| Nov 5 | @ Dal | W | S | 4 | 4 | 0 | 0.0 | 0.0 | 0 | 0 | 0 | 0 | 0 |

| | | | | | | | | | | | | | |
|--------|-------|---|-----|-------|----|----|-----|-----|-----|---|---|---|---|
| Nov 11 | NE | W | S | 5 | 4 | 1 | 0.0 | 0.0 | 0 | 1 | 0 | 0 | 0 |
| Nov 18 | @ Ind | L | S | 7 | 6 | 1 | 0.0 | 0.0 | 0 | 0 | 0 | 0 | 0 |
| Nov 26 | @ Hou | L | S | 3 | 2 | 1 | 0.0 | 0.0 | 0 | 0 | 0 | 0 | 0 |
| Dec 2 | NYJ | W | S | 7 | 7 | 0 | 0.0 | 0.0 | 0 | 0 | 0 | 0 | 0 |
| Dec 6 | Jax | W | S | 5 | 5 | 0 | 0.0 | 0.0 | 0 | 1 | 0 | 0 | 0 |
| Dec 16 | @ NYG | W | S | 4 | 3 | 1 | 0.0 | 0.0 | 1 | 1 | 0 | 0 | 0 |
| Dec 22 | Was | W | S | 4 | 4 | 0 | 0.0 | 0.0 | 0 | 0 | 0 | 2 | 0 |
| Dec 30 | Ind | L | S | 3 | 3 | 0 | 0.0 | 0.0 | 0 | 0 | 0 | 1 | 0 |
| Totals | | | 9-7 | 16/13 | 69 | 62 | 7 | 0.0 | 0.0 | 1 | 3 | 2 | 7 |

2019 Tennessee Titans

| Date | Opp | W/L | P/S | Tot Solo Asst | Sk - Yds | QBP | TFL | Int - Yds | -TD | PD | FF | FR - Yds | SpT |
|---------|-------|-----|-----|---------------|----------|-----|-----|-----------|-----|----|----|----------|-----|
| Sept 8 | @ Cle | W | S | 5 | 4 | 1 | 0.0 | 0.0 | 0 | 0 | 0 | 0 | 0 |
| Sept 15 | Ind | L | S | 1 | 1 | 0 | 0.0 | 0.0 | 0 | 0 | 0 | 0 | 0 |
| Sept 19 | @ Jax | L | p | 2 | 2 | 0 | 0.0 | 0.0 | 0 | 0 | 0 | 0 | 0 |
| Sept 29 | @ Atl | W | S | 4 | 4 | 0 | 0.0 | 0.0 | 0 | 0 | 0 | 1 | 0 |
| Oct 6 | Buf | L | S | 2 | 2 | 0 | 0.0 | 0.0 | 0 | 0 | 0 | 1 | 0 |
| Oct 13 | @ Den | L | S | 3 | 3 | 0 | 0.0 | 0.0 | 0 | 0 | 0 | 0 | 0 |
| Oct 20 | LAC | W | S | 2 | 1 | 1 | 0.0 | 0.0 | 0 | 0 | 0 | 0 | 0 |
| Oct 27 | TB | W | IA | | | | | | | | | | |
| Nov 3 | @ Car | L | S | 3 | 3 | 0 | 0.0 | 0.0 | 0 | 1 | 0 | 0 | 0 |
| Nov 10 | KC | W | S | 7 | 7 | 0 | 0.0 | 0.0 | 0 | 0 | 0 | 2 | 0 |
| Nov 24 | Jax | W | S | 10 | 8 | 2 | 0.0 | 0.0 | 0 | 1 | 0 | 0 | 0 |
| Dec 1 | @ Ind | W | S | 1 | 1 | 0 | 0.0 | 0.0 | 0 | 0 | 0 | 0 | 0 |
| Dec 8 | @ Oak | W | IA | | | | | | | | | | |
| Dec 15 | Hou | L | IA | | | | | | | | | | |
| Dec 22 | NO | L | IA | | | | | | | | | | |
| Dec 29 | @ Hou | W | IA | | | | | | | | | | |
| Totals | | | 9-7 | 11/10 | 40 | 36 | 4 | 0.0 | 0.0 | 0 | 2 | 0 | 0 |

Playoffs

| | | | | | | | | | | | | | |
|--------|-------|---|-----|-----|---|---|-----|-----|-----|---|---|---|---|
| Jan 4 | @ NE | W | S | 2 | 2 | 0 | 0.0 | 0.0 | 0 | 0 | 0 | 2 | 0 |
| Jan 11 | @ Bal | W | S | 3 | 3 | 0 | 0.0 | 0.0 | 0 | 0 | 0 | 4 | 0 |
| Jan 19 | @ KC | L | S | 4 | 4 | 0 | 0.0 | 0.0 | 0 | 0 | 0 | 0 | 0 |
| Totals | | | 2-1 | 3/3 | 9 | 9 | 0 | 0.0 | 0.0 | 0 | 0 | 0 | 0 |

ADOREE' JACKSON'S RETURN GAME-BY-GAME

2017 Tennessee Titans

| PUNT RETURNS | | | | | | | | | | KICKOFF RETURNS | | | | |
|--------------|-------|-----|-----|-------|----|-----|------|-----|----|-----------------|-----|------|------|----|
| Date | Opp | W-L | P/S | No | FC | Yds | Avg | Lg | TD | No | Yds | Avg | Lg | TD |
| Sept 10 | Oak | L | S | 1 | 0 | 5 | 5.0 | 5 | 0 | 1 | 35 | 35.0 | 35 | 0 |
| Sept 17 | @ Jax | W | S | 2 | 2 | 55 | 27.5 | 46 | 0 | 0 | 0 | - | 0 | 0 |
| Sept 24 | Sea | W | S | 5 | 0 | 51 | 10.2 | 22 | 0 | 2 | 27 | 13.5 | 25 | 0 |
| Oct 1 | @ Hou | L | S | 1 | 0 | 3 | 3.0 | 3 | 0 | 3 | 71 | 23.7 | 48 | 0 |
| Oct 8 | @ Mia | L | S | 2 | 1 | 14 | 7.0 | 12 | 0 | 1 | 21 | 21.0 | 21 | 0 |
| Oct 16 | Ind | W | S | 0 | 0 | 0 | - | 0 | 0 | 2 | 46 | 23.0 | 40 | 0 |
| Oct 22 | @ Cle | W | S | 3 | 0 | 20 | 6.7 | 12 | 0 | 0 | 0 | - | 0 | 0 |
| Nov 5 | Bal | W | S | 2 | 1 | 22 | 11.0 | 13 | 0 | 1 | 4 | 4.0 | 4 | 0 |
| Nov 12 | Cin | W | S | 3 | 2 | 17 | 5.7 | 9 | 0 | 3 | 71 | 23.7 | 32 | 0 |
| Nov 16 | @ Pit | L | S | 1 | 0 | 10 | 10.0 | 10 | 0 | 5 | 103 | 20.6 | 36 | 0 |
| Nov 26 | @ Ind | W | S | 2 | 1 | 7 | 3.5 | 7 | 0 | 1 | 15 | 15.0 | 15 | 0 |
| Dec 3 | Hou | W | S | 2 | 0 | 41 | 20.5 | 25 | 0 | 0 | 0 | - | 0 | 0 |
| Dec 10 | @ Ari | L | S | 3 | 0 | 14 | 4.7 | 14 | 0 | 2 | 55 | 27.5 | 29 | 0 |
| Dec 17 | @ SF | L | S | 1 | 0 | 0 | 0.0 | 0 | 0 | 1 | 21 | 21.0 | 21 | 0 |
| Dec 24 | LAR | L | S | 2 | 0 | 12 | 6.0 | 11 | 0 | 3 | 109 | 36.3 | 57 | 0 |
| Dec 31 | Jax | W | S | 4 | 2 | 19 | 4.8 | 16 | 0 | 0 | 0 | - | 0 | 0 |
| Totals | | | 9-7 | 16/16 | 34 | 9 | 290 | 8.5 | 46 | 0 | 25 | 578 | 23.1 | 57 |

Playoffs

| | | | | | | | | | | | | | | |
|--------|------|---|-----|-----|---|----|-----|-----|----|---|----|------|------|----|
| Jan 6 | @ KC | W | S | 3 | 1 | 18 | 6.0 | 13 | 0 | 2 | 43 | 21.5 | 24 | 0 |
| Jan 13 | @ NE | L | S | 1 | 1 | 0 | 0.0 | 0 | 0 | 4 | 83 | 20.8 | 25 | 0 |
| Totals | | | 1-1 | 2/2 | 4 | 2 | 18 | 4.5 | 13 | 0 | 6 | 126 | 21.0 | 25 |

2018 Tennessee Titans

| PUNT RETURNS | | | | | | | | | | KICKOFF RETURNS | | | | |
|--------------|-------|-----|-----|----|----|-----|------|----|----|-----------------|-----|-----|----|----|
| Date | Opp | W-L | P/S | No | FC | Yds | Avg | Lg | TD | No | Yds | Avg | Lg | TD |
| Sept 9 | @ Mia | L | p | 0 | 0 | 26 | 26.0 | 26 | 0 | 0 | 0 | - | 0 | 0 |
| Sept 16 | Hou | W | S | 1 | 1 | 2 | 2.0 | 2 | 0 | 0 | 0 | - | 0 | 0 |
| Sept 23 | @ Jax | W | p | 1 | 0 | 6 | 6.0 | 6 | 0 | 0 | 0 | - | 0 | 0 |
| Sept 30 | Phi | W | S | 0 | 0 | 0 | - | 0 | 0 | 0 | 0 | - | 0 | 0 |
| Oct 7 | @ Buf | L | p | 0 | 0 | 0 | - | 0 | 0 | 0 | 0 | - | 0 | 0 |
| Oct 14 | Bal | L | S | 0 | 0 | 0 | - | 0 | 0 | 0 | 0 | - | 0 | 0 |
| Oct 21 | @ LAC | L | S | 1 | 1 | 0 | 0.0 | 0 | 0 | 0 | 0 | - | 0 | 0 |
| Nov 5 | @ Dal | W | S | 2 | 1 | 11 | 5.5 | 11 | 0 | 0 | 0 | - | 0 | 0 |

| | | | | | | | | | | | | | | |
|--------|-------|---|-----|-------|----|----|------|-----|----|---|---|---|---|---|
| Nov 11 | NE | W | S | 3 | 1 | 42 | 14.0 | 15 | 0 | 0 | 0 | - | 0 | 0 |
| Nov 18 | @ Ind | L | S | 0 | 1 | 0 | - | 0 | 0 | 0 | 0 | - | 0 | 0 |
| Nov 26 | @ Hou | L | S | 2 | 1 | 19 | 9.5 | 16 | 0 | 0 | 0 | - | 0 | 0 |
| Dec 2 | NYJ | W | S | 0 | 2 | 0 | - | 0 | 0 | 0 | 0 | - | 0 | 0 |
| Dec 6 | Jax | W | S | 1 | 0 | 8 | 8.0 | 8 | 0 | 0 | 0 | - | 0 | 0 |
| Dec 16 | @ NYG | W | S | 1 | 0 | 8 | 8.0 | 8 | 0 | 0 | 0 | - | 0 | 0 |
| Dec 22 | Was | W | S | 1 | 1 | 16 | 16.0 | 16 | 0 | 0 | 0 | - | 0 | 0 |
| Dec 30 | Ind | L | S | 2 | 0 | 10 | 5.0 | 10 | 0 | 0 | 0 | - | 0 | 0 |
| Totals | | | 9-7 | 16/13 | 16 | 9 | 148 | 9.3 | 26 | 0 | 0 | 0 | - | 0 |

2019 Tennessee Titans

| PUNT RETURNS | | | | | | | | | | KICKOFF RETURNS | | | | |
|--------------|-------|-----|-----|----|----|-----|------|----|----|-----------------|-----|------|----|----|
| Date | Opp | W-L | P/S | No | FC | Yds | Avg | Lg | TD | No | Yds | Avg | Lg | TD |
| Sept 8 | @ Cle | W | S | 0 | 0 | 0 | - | 0 | 0 | 1 | 23 | 23.0 | 23 | 0 |
| Sept 15 | Ind | L | S | 2 | 0 | 26 | 13.0 | 17 | 0 | 0 | 0 | - | 0 | 0 |
| Sept 19 | @ Jax | L | p | 1 | 1 | 0 | 0.0 | 0 | 0 | 0 | 0 | - | 0 | 0 |
| Sept 29 | @ Atl | W | S | 0 | 0 | 0 | - | 0 | 0 | 0 | 0 | - | 0 | 0 |
| Oct 6 | Buf | L | S | 0 | 0 | 0 | - | 0 | 0 | 0 | 0 | - | 0 | 0 |
| Oct 13 | @ Den | L | S | 0 | 0 | 0 | - | 0 | 0 | 0 | 0 | - | 0 | 0 |
| Oct 20 | LAC | W | S | 0 | 0 | 0 | - | 0 | 0 | 0 | 0 | - | 0 | 0 |
| Oct 27 | TB | W | IA | | | | | | | | | | | |
| Nov 3 | @ Car | L | S | 0 | 0 | 0 | - | 0 | 0 | 0 | 0 | - | 0 | 0 |
| Nov 10 | KC | W | S | 0 | 0 | 0 | - | 0 | 0 | 0 | 0 | - | 0 | 0 |
| Nov 24 | Jax | W | S | 0 | 0 | 0 | - | 0 | 0 | 1 | 0 | - | 0 | 0 |
| Dec 1 | @ Ind | W | S | 0 | 0 | 0 | - | 0 | 0 | 0 | 0 | - | 0 | 0 |
| Dec 8 | @ Oak | W | IA | | | | | | | | | | | |
| Dec 15 | Hou | L | IA | | | | | | | | | | | |
| Dec 22 | NO | L | IA | | | | | | | | | | | |
| Dec 29 | @ Hou | W | IA | | | | | | | | | | | |

ADOREE' JACKSON'S NFL STATISTICS

| REGULAR SEASON | | TACKLES | | | | | | | | | | INTERCEPTIONS | | | | | FUMBLES | | | |
|----------------|-----------|---------|----|-----|------|------|-----|-----|-----|-----|--|---------------|-----|----|----|----|---------|----|-----|-----|
| Year | Team | GP | GS | Tot | Solo | Asst | Sk | Yds | QBP | TFL | | No | Yds | Lg | TD | PD | FF | FR | Yds | SpT |
| 2017 | Tennessee | 16 | 16 | 67 | 58 | 9 | 0.0 | 0.0 | 1 | 4 | | 0 | 0 | 0 | 0 | 23 | 3 | 0 | 0 | 0 |
| 2018 | Tennessee | 16 | 13 | 69 | 62 | 7 | 0.0 | 0.0 | 1 | 3 | | 2 | 7 | 7 | 0 | 11 | 0 | 0 | 0 | 0 |
| 2019 | Tennessee | 11 | 10 | 40 | 36 | 4 | 0.0 | 0.0 | 0 | 2 | | 0 | 0 | 0 | 0 | 7 | 0 | 0 | 0 | 0 |
| NFL Totals | | 43 | 39 | 176 | 156 | 20 | 0.0 | 0.0 | 2 | 9 | | 2 | 7 | 7 | 0 | 41 | 3 | 0 | 0 | 0 |

| REGULAR SEASON | | PUNT RETURNS | | | | | | | KICKOFF RETURNS | | | | |
|----------------|-----------|--------------|----|-----|-----|----|----|--|-----------------|-----|------|----|----|
| Year | Team | No | FC | Yds | Avg | Lg | TD | | No | Yds | Avg | Lg | TD |
| 2017 | Tennessee | 34 | 9 | 290 | 8.5 | 46 | 0 | | 25 | 578 | 23.1 | 57 | 0 |
| 2018 | Tennessee | 16 | 9 | 148 | 9.3 | 26 | 0 | | 0 | 0 | - | 0 | 0 |
| 2019 | Tennessee | 3 | 1 | 26 | 8.7 | 17 | 0 | | 2 | 23 | 11.5 | 23 | 0 |
| NFL Totals | | 53 | 19 | 464 | 8.8 | 46 | 0 | | 27 | 601 | 22.3 | 80 | 0 |

| PLAYOFFS | | TACKLES | | | | | | | | | | INTERCEPTIONS | | | | | FUMBLES | | | |
|------------|-----------|---------|----|-----|------|------|-----|-----|-----|-----|--|---------------|-----|----|----|----|---------|----|-----|-----|
| Year | Team | GP | GS | Tot | Solo | Asst | Sk | Yds | QBP | TFL | | No | Yds | Lg | TD | PD | FF | FR | Yds | SpT |
| 2017 | Tennessee | 2 | 2 | 7 | 6 | 1 | 0.0 | 0.0 | 0 | 0 | | 0 | 0 | 0 | 0 | 3 | 0 | 0 | 0 | 0 |
| 2019 | Tennessee | 3 | 3 | 9 | 9 | 0 | 0.0 | 0.0 | 0 | 0 | | 0 | 0 | 0 | 0 | 6 | 0 | 0 | 0 | 0 |
| NFL Totals | | 5 | 5 | 16 | 15 | 1 | 0.0 | 0.0 | 0 | 0 | | 0 | 0 | 0 | 0 | 9 | 0 | 0 | 0 | 0 |

| PLAYOFFS | | PUNT RETURNS | | | | | | | KICKOFF RETURNS | | | | |
|------------|-----------|--------------|----|-----|-----|----|----|--|-----------------|-----|------|----|----|
| Year | Team | No | FC | Yds | Avg | Lg | TD | | No | Yds | Avg | Lg | TD |
| 2017 | Tennessee | 4 | 2 | 18 | 4.5 | 13 | 0 | | 6 | 126 | 21.0 | 25 | 0 |
| NFL Totals | | 4 | 2 | 18 | 4.5 | 13 | 0 | | 6 | 126 | 21.0 | 25 | 0 |

Single-Game Highs


Tackles - **10 vs. Jacksonville (11/24/19)**
 Interceptions - 1 (Twice, last at Buffalo 10/7/18)
 Passes Defensed - 4 vs. Baltimore (11/5/17)
 Tackle for Loss - 2 vs. Cincinnati (11/12/17)
 Forced Fumble - 1 (Three times, last vs. Jacksonville 12/31/17)
 Punt Returns - 5 vs. Seattle (9/24/17)
 Punt Return Yards - 55 at Jacksonville (9/17/17)
 Punt Return Long - 46 at Jacksonville (9/17/17)
 Kickoff Returns - 5 at Pittsburgh (11/16/17)
 Kickoff Return Yards - 109 vs. L.A. Rams (12/24/17)
 Kickoff Return Long - 57 vs. L.A. Rams (12/24/17)

Playoff Single-Game Highs

Tackles - **4 (Twice, last at Kansas City 1/19/20)**
 Passes Defensed - **4 at Baltimore (1/11/20)**
 Punt Returns - 3 at Kansas City (1/6/18)
 Punt Return Yards - 18 at Kansas City (1/6/18)
 Kickoff Returns - 4 at New England (1/13/18)
 Kickoff Return Yards - 83 at New England (1/13/18)

Additional Statistics

Rushing - 1 for 20 yards vs. Baltimore (11/5/17), 3 for 30 yards vs. Cincinnati (11/12/17), 1 for 5 yards at Pittsburgh (11/16/17)



15 DARIUS JENNINGS

WIDE RECEIVER • 5'10" • 180 LBS • COLLEGE: VIRGINIA

ACQUIRED: FREE AGENT - 2017 • NFL EXPERIENCE (NFL/TITANS): 3/3

HOMETOWN: BALTIMORE, MD.

GAMES PLAYED/GAMES STARTED: 28/1 (PLAYOFFS: 2/0)



PRO: The Titans added free agent wide receiver Darius Jennings to the roster during the 2017 offseason. The 5-foot-10-inch, 180-pounder has the ability to line up at wide receiver as well as return kicks. He set the franchise's single-season record and led the NFL with a 31.7-yard kickoff return average in 2018. After completing his four-year career at Virginia, Jennings ranked No. 1 all-time in program history with 1,839 kick return yards. Jennings originally signed as a rookie free agent with the Cleveland Browns in 2015 and has since spent time on the practice squads of Cleveland, Chicago Bears and the New York Jets.

CAREER HIGHLIGHTS:

- In 2018, Jennings set the team's single-season record with a 31.7-yard kickoff return average, totaling 698 yards on 22 attempts with one touchdown. The previous franchise record was set in 1960 by Ken Hall with a 31.3-yard average (19 for 594 yards). Jennings' 31.7-yard average led the NFL in 2018 and tied for the eighth-best average in the NFL among qualifiers (1.25 attempts per team game) since 1960.
- At Miami on Sept. 9, 2018, he returned a kickoff 94 yards for his first NFL touchdown and the first kickoff return touchdown for the Titans since 2012.

TITANS TIDBITS:

- During the 2018 offseason, Jennings took part in the NFLPA's Externship Program with Events DC and Under Armour.
- Helps out with "Next One Up," an organization helping inner city high school athletes in his hometown of Baltimore, Md.
- Worked as a camp counselor at his alma mater The Gilman (Md.) School, helping middle school children with classwork and activities.

CAREER TRANSACTIONS:

- Signed with the Cleveland Browns as a rookie free agent on May 11, 2015.
- Waived by the Browns on Sept. 5, 2015.
- Signed by the Browns to the team's practice squad on Sept. 6, 2015.
- Signed by the Browns to the active roster from the practice squad on Dec. 5, 2015.
- Waived by the Browns on Dec. 16, 2015.
- Signed by the Browns as a free agent on Dec. 22, 2015.
- Waived by the Browns on Sept. 3, 2016.
- Signed by the Browns to the team's practice squad on Sept. 4, 2016.
- Waived by the Browns on Oct. 6, 2016.
- Signed by the Chicago Bears to the team's practice squad on Oct. 10, 2016.
- Waived by the Bears on Nov. 22, 2016.
- Signed by the New York Jets to the team's practice squad on Dec. 6, 2016.
- Signed by the Jets to a futures contract on Jan. 2, 2017.
- Waived by the Jets on April 26, 2017.
- Signed by the Titans as a free agent on May 19, 2017.
- Waived by the Titans on Sept. 2, 2017 and signed to the team's practice squad a day later.
- Signed by the Titans to the active roster from the practice squad on Sept. 23, 2017.
- Waived by the Titans on Nov. 25, 2017.
- Signed by the Titans to a futures contract on Jan. 15, 2018.
- Waived by the Titans on Oct. 31, 2019.
- Signed by the Titans as a free agent on Dec. 23, 2019.

SEASON RECAPS:

2019 (8/0, 2/0 - Tennessee): Played in eight games as a reserve and caught two passes for 17 yards. Returned nine kickoffs for 196 yards. Was inactive for one contest. Was not on the roster for seven weeks before returning to the team for the regular season finale. Appeared in two postseason contests and returned three kickoffs for 60 yards. Was inactive for one postseason game. Tied for the team lead in special teams tackles twice in 2019 (vs. IND, vs. BUF).

- At Cleveland (9/8), played as a reserve at wide receiver and as kickoff returner and brought back two kickoffs for 27 yards. Collected a special teams tackle on coverage units.
- Against Indianapolis (9/15), played as a reserve at wide receiver and posted one reception for 11 yards. Returned one kickoff for 26 yards. Tied for the team lead with two special teams tackles. Set up the Titans' first touchdown with an 11-yard reception down to the Colts' one-yard line late in the first quarter.
- At Jacksonville (9/19), returned one kickoff for 25 yards.
- At Atlanta (9/29), played as a reserve at wide receiver and posted one reception for six yards.
- Against Buffalo (10/6), saw action as a reserve on special teams. Notched a special teams tackle on coverage units.
- At Denver (10/13), played as a reserve at wide receiver.
- Against L.A. Chargers (10/20), returned three kickoffs for 69 yards.
- Against Tampa Bay (10/27), was inactive.
- At Houston (12/29), returned to the team and the lineup as a reserve and returned two kickoffs for 49 yards.
- At New England (1/4), made his postseason debut and returned two kickoffs for 40 yards.
- At Baltimore (1/11), played as a reserve at wide receiver and as a kickoff returner. Returned one kickoff for 20 yards.
- At Kansas City (1/19), was inactive.

2018 (16/0 - Tennessee): Played in all 16 games for the first time in his career. Led the NFL and set a franchise record with a 31.7-yard kickoff return avg. Returned 22 kickoffs for 698 yards with a touchdown. Caught 11 passes for 101 yards. Rushed once for two yards. Completed one pass for 21 yards. Collected four special teams tackles on coverage units. Scored his first career touchdown with a 94-yard kickoff return at Miami (9/9/18). Tied for the team lead in receptions once (vs. WAS). Tied for the team lead in special teams tackles once (vs. NYJ).

- At Miami (9/9), saw action as a reserve at wide receiver and kickoff return specialist. Returned two kickoffs for 121 yards, including a 94-yard return for a score. Cut the Dolphins' lead to 24-17 with a blazing 94-yard kickoff return for a touchdown in the fourth quarter for his first career score.
- At Los Angeles Chargers in London (10/21), tied a career-high with five kickoff returns for a career-best 156 yards.
- At Dallas (11/5), played as a reserve at wide receiver and caught one pass for 36 yards. Kept the Titans' second touchdown drive alive with a career-long 36-yard reception among three defenders deep down the middle of the field on third-and-10.
- Against New England (11/11), saw action as a reserve as the kickoff returner and brought back two kickoffs for 78 yards. Hauled in one reception for no gain as a wide receiver. Got the Titans' momentum rolling with a 58-yard kickoff return to start the game. Kickstarted the Titans' final touchdown drive with a 21-yard pass to Marcus Mariota in the fourth quarter.
- At N.Y. Giants (12/16), returned one kickoff for 27 yards. Registered two special teams tackles on coverage units.
- Against Washington (12/22), played as a reserve at wide receiver and tied for the team lead with three catches for 29 yards. Extended a Titans'

scoring drive with a 14-yard reception on third-and-seven late in the third quarter.

- Against Indianapolis (12/30), saw action as a reserve at wide receiver and snared three catches for 17 yards. Returned four kickoffs for 89 yards.

2017 (0/0 - Tennessee): Did not play in two games and was inactive for six contests.

- Against Seattle (9/24), suited up but did not see game action.
- At Houston (10/1), dressed but did not play.

2016 (0/0 - Cleveland, Chicago, New York Jets): Spent time with the Cleveland Browns, Chicago Bears and New York Jets practice squads.

2015 (4/1 - Cleveland): Signed with the Browns as a rookie free agent and began the season on the practice squad before being signed to the active roster on Dec. 5. Jennings appeared in four games with one start for the Browns, totaling 14 receptions for 117 yards and amassing 158 return yards on seven kicks.

- Against Cincinnati (12/6), made his NFL debut and caught five receptions for 35 yards. Returned a career-high five kicks for a career-high 112 yards and a career-high long of 28.

- Against Pittsburgh (1/3/16), made his first career start in Week 17 and made a career-high six catches for a career-high 45 yards. Also recovered his first career fumble and returned two kicks for 46 yards with a long of 25.

COLLEGE:

- Appeared in 49 games with 28 starts at Virginia during his four-year career as a Cavalier, playing wide receiver and returning kicks. At the completion of his collegiate career, Jennings ranked No. 1 all-time in Virginia history with 1,839 career kick return yards, No. 5 with 133 career receptions, No. 9 in program history with 1,667 career receiving yards and No. 11 with 3,719 career all-purpose yards.

- As a senior (2014), saw action in all 12 games and started 11. Ranked No. 1 in the ACC and No. 8 in the nation with 27.1 yards per kick return and finished his senior season with 677 return yards, 27 receptions for 521 yards and two touchdowns, as well as 115 rushing yards on 24 attempts and one touchdown. Led the team with 1,313 all-purpose yards and was named the team's Special Teams Player of the Week three times by Virginia's coaches. Earned All-ACC honorable mention and All-ACC Coaches honorable mention accolades as a kick returner.

- Caught three passes for 39 yards and a touchdown against UCLA (8/30).

- As a junior (2013), appeared in all 12 games and made five starts for Virginia. Scored three touchdowns, tied for second on the team in receptions with 38, second on the team with 881 all-purpose yards and ranked third on the team with 340 receiving yards.

- As a sophomore (2012), played in 12 games and started 11. Notched a team-leading 568 receiving yards on five touchdown catches.

- As a freshman (2011), appeared in all 13 games and made one start as a true freshman. Totaled 20 receptions for 238 yards, led the team in kickoff return yards with 599 and ranked third on the team with 873 all-purpose yards.

- Majored in sociology at Virginia.

PERSONAL:

- Attended The Gilman (Md.) School where he played wide receiver, running back, quarterback and defensive back.

- Finished his high school career as Gilman's all-time leading rusher with 4,338 career yards and 53 touchdowns on 493 carries. As a junior, set single-season school records by rushing for 2,028 yards and 25 touchdowns.

- Named the Baltimore Sun's Male Athlete of the Year in 2011.

- Also played basketball and ran track in high school.

- Majored in sociology.

- Lists 'Little Giants' and 'Rush Hour' as his favorite movies and 'The Wire' as his favorite television show.

- Son of Lawrence and Dana Jennings.

- Has two brothers, Dimitrius Jones Jr. and Deon Jennings.

- Follow Jennings on Twitter and Instagram at @DariusJennings_.

- Born Darius Lamar Jennings on June 28, 1992 in Baltimore, Md.

DARIUS JENNINGS' GAME-BY-GAME

2015 Cleveland Browns

| | | RECEIVING | | | | | | |
|---------------|-------|-------------|------------|-----------|------------|------------|-----------|----------|
| Date | Opp. | W/L | P/S | No | Yds | Avg | Lg | TD |
| Sept 13 | @ NYJ | L | PS | | | | | |
| Sept 20 | Ten | W | PS | | | | | |
| Sept 27 | Oak | L | PS | | | | | |
| Oct 4 | @ SD | L | PS | | | | | |
| Oct 11 | @ Bal | W | PS | | | | | |
| Oct 18 | Den | L | PS | | | | | |
| Oct 25 | @ StL | L | PS | | | | | |
| Nov 1 | Ari | L | PS | | | | | |
| Nov 5 | @ Cin | L | PS | | | | | |
| Nov 15 | @ Pit | L | PS | | | | | |
| Nov 30 | Bal | L | PS | | | | | |
| Dec 6 | Cin | L | p | 5 | 35 | 7.0 | 16 | 0 |
| Dec 13 | SF | W | p | 0 | 0 | - | - | 0 |
| Dec 20 | @ Sea | L | NOR | | | | | |
| Dec 27 | @ KC | L | p | 3 | 37 | 12.3 | 15 | 0 |
| Jan 3 | Pit | L | s | 6 | 45 | 7.5 | 14 | 0 |
| Totals | | 3-13 | 4/1 | 14 | 117 | 8.4 | 16 | 0 |

2017 Tennessee Titans

| | | RECEIVING | | | | | | |
|---------------|-------|------------|------------|----------|----------|----------|----------|----------|
| Date | Opp. | W/L | P/S | No | Yds | Avg | Lg | TD |
| Sept 10 | Oak | L | PS | | | | | |
| Sept 17 | @ Jax | W | PS | | | | | |
| Sept 24 | Sea | W | DNP | | | | | |
| Oct 1 | @ Hou | L | DNP | | | | | |
| Oct 8 | @ Mia | L | IA | | | | | |
| Oct 16 | Ind | W | IA | | | | | |
| Oct 22 | @ Cle | W | IA | | | | | |
| Nov 5 | Bal | W | IA | | | | | |
| Nov 12 | Cin | W | IA | | | | | |
| Nov 16 | @ Pit | L | IA | | | | | |
| Nov 26 | @ Ind | | | | | | | |
| Dec 3 | Hou | | | | | | | |
| Dec 10 | @ Ari | | | | | | | |
| Dec 17 | @ SF | | | | | | | |
| Dec 24 | LAR | | | | | | | |
| Dec 31 | Jax | | | | | | | |
| Totals | | 6-4 | 0/0 | 0 | 0 | - | - | 0 |

Released by the Titans on Nov. 25, 2017

2018 Tennessee Titans

| | | RECEIVING | | | | | | |
|---------------|-------|------------|-------------|-----------|------------|------------|-----------|----------|
| Date | Opp. | W/L | P/S | No | Yds | Avg | Lg | TD |
| Sept 9 | @ Mia | L | p | 0 | 0 | - | 0 | 0 |
| Sept 16 | Hou | W | p | 0 | 0 | - | 0 | 0 |
| Sept 23 | @ Jax | W | p | 1 | 7 | 7.0 | 7 | 0 |
| Sept 30 | Phi | W | p | 1 | 6 | 6.0 | 6 | 0 |
| Oct 7 | @ Buf | L | p | 1 | 6 | 6.0 | 6 | 0 |
| Oct 14 | Bal | L | p | 0 | 0 | - | 0 | 0 |
| Oct 21 | @ LAC | L | p | 0 | 0 | - | 0 | 0 |
| Nov 5 | @ Dal | W | p | 1 | 36 | 36.0 | 36 | 0 |
| Nov 11 | NE | W | p | 1 | 0 | 0.0 | 0 | 0 |
| Nov 18 | @ Ind | L | p | 0 | 0 | - | 0 | 0 |
| Nov 26 | @ Hou | L | p | 0 | 0 | - | 0 | 0 |
| Dec 2 | NYJ | W | p | 0 | 0 | - | 0 | 0 |
| Dec 6 | Jax | W | p | 0 | 0 | - | 0 | 0 |
| Dec 16 | @ NYG | W | p | 0 | 0 | - | 0 | 0 |
| Dec 22 | Was | W | p | 3 | 29 | 9.7 | 14 | 0 |
| Dec 30 | Ind | L | p | 3 | 17 | 5.7 | 7 | 0 |
| Totals | | 9-7 | 16/0 | 11 | 101 | 9.2 | 36 | 0 |

2019 Tennessee Titans

| | | RECEIVING | | | | | | |
|---------------|-------|------------|------------|----------|-----------|------------|-----------|----------|
| Date | Opp. | W/L | P/S | No | Yds | Avg | Lg | TD |
| Sept 8 | @ Cle | W | p | 0 | 0 | - | 0 | 0 |
| Sept 15 | Ind | L | p | 1 | 11 | 11.0 | 11 | 0 |
| Sept 19 | @ Jax | L | p | 0 | 0 | - | 0 | 0 |
| Sept 29 | @ Atl | W | p | 1 | 6 | 6.0 | 6 | 0 |
| Oct 6 | Buf | L | p | 0 | 0 | - | 0 | 0 |
| Oct 13 | @ Den | L | p | 0 | 0 | - | 0 | 0 |
| Oct 20 | LAC | W | p | 0 | 0 | - | 0 | 0 |
| Oct 27 | TB | W | IA | | | | | |
| Nov 3 | @ Car | | | | | | | |
| Nov 10 | KC | NOR | | | | | | |
| Nov 24 | Jax | NOR | | | | | | |
| Dec 1 | @ Ind | NOR | | | | | | |
| Dec 8 | @ Oak | NOR | | | | | | |
| Dec 15 | Hou | NOR | | | | | | |
| Dec 22 | NO | NOR | | | | | | |
| Dec 29 | @ Hou | W | p | 0 | 0 | - | 0 | 0 |
| Totals | | 5-4 | 8/0 | 2 | 17 | 8.5 | 11 | 0 |

Released on Oct. 31, 2019

Playoffs

| Date | Opp. | W/L | P/S | No | Yds | Avg | Lg | TD |
|---------------|-------|------------|------------|----------|----------|----------|----------|----------|
| Jan 4 | @ NE | W | p | 0 | 0 | - | 0 | 0 |
| Jan 11 | @ Bal | W | p | 0 | 0 | - | 0 | 0 |
| Jan 19 | @ KC | L | IA | | | | | |
| Totals | | 2-1 | 2/0 | 0 | 0 | - | 0 | 0 |

DARIUS JENNINGS' RETURN GAME-BY-GAME

2018 Tennessee Titans

| 2018 Tennessee Titans | | | PUNT RETURNS | | | | | | | KICKOFF RETURNS | | | | | | |
|-----------------------|-------|-----|--------------|----|----|-----|-----|----|----|-----------------|-----|------|-----|----|--|--|
| Date | Opp | W-L | P/S | No | FC | Yds | Avg | Lg | TD | No | Yds | Avg | Lg | TD | | |
| Sept 9 | @ Mia | L | p | 0 | 0 | 0 | - | 0 | 0 | 2 | 121 | 60.5 | 94t | 1 | | |
| Sept 16 | Hou | W | p | 0 | 0 | 0 | - | 0 | 0 | 0 | 0 | - | 0 | 0 | | |
| Sept 23 | @ Jax | W | p | 0 | 0 | 0 | - | 0 | 0 | 0 | 0 | - | 0 | 0 | | |
| Sept 30 | Phi | W | p | 0 | 0 | 0 | - | 0 | 0 | 0 | 0 | - | 0 | 0 | | |
| Oct 7 | @ Buf | L | p | 0 | 0 | 0 | - | 0 | 0 | 1 | 33 | 33.0 | 33 | 0 | | |
| Oct 14 | Bal | L | p | 0 | 0 | 0 | - | 0 | 0 | 1 | 20 | 20.0 | 20 | 0 | | |
| Oct 21 | @ LAC | L | p | 0 | 0 | 0 | - | 0 | 0 | 5 | 156 | 31.2 | 37 | 0 | | |
| Nov 5 | @ Dal | W | p | 0 | 0 | 0 | - | 0 | 0 | 1 | 23 | 23.0 | 23 | 0 | | |
| Nov 11 | NE | W | p | 0 | 0 | 0 | - | 0 | 0 | 2 | 78 | 39.0 | 58 | 0 | | |
| Nov 18 | @ Ind | L | p | 0 | 0 | 0 | - | 0 | 0 | 0 | 0 | - | 0 | 0 | | |
| Nov 26 | @ Hou | L | p | 0 | 0 | 0 | - | 0 | 0 | 2 | 56 | 28.0 | 30 | 0 | | |
| Dec 2 | NYJ | W | p | 0 | 0 | 0 | - | 0 | 0 | 1 | 35 | 35.0 | 35 | 0 | | |
| Dec 6 | Jax | W | p | 0 | 0 | 0 | - | 0 | 0 | 1 | 29 | 29.0 | 29 | 0 | | |
| Dec 16 | @ NYG | W | p | 0 | 0 | 0 | - | 0 | 0 | 1 | 27 | 27.0 | 27 | 0 | | |
| Dec 22 | Was | W | p | 0 | 0 | 0 | - | 0 | 0 | 1 | 31 | 31.0 | 31 | 0 | | |
| Dec 30 | Ind | L | p | 0 | 0 | 0 | - | 0 | 0 | 4 | 89 | 22.3 | 32 | 0 | | |
| Totals | | 9-7 | 16/0 | 0 | 0 | 0 | - | 0 | 0 | 22 | 698 | 31.7 | 94t | 1 | | |

2019 Tennessee Titans

| 2019 Tennessee Titans | | | PUNT RETURNS | | | | | | | KICKOFF RETURNS | | | | | |
|-----------------------|-------|-----|--------------|----|----|-----|-----|----|----|-----------------|-----|------|----|----|--|
| Date | Opp | W-L | P/S | No | FC | Yds | Avg | Lg | TD | No | Yds | Avg | Lg | TD | |
| Sept 8 | @ Cle | W | p | 0 | 0 | 0 | - | 0 | 0 | 2 | 27 | 13.5 | 17 | 0 | |
| Sept 15 | Ind | L | p | 0 | 0 | 0 | - | 0 | 0 | 1 | 26 | 26.0 | 26 | 0 | |
| Sept 19 | @ Jax | L | p | 0 | 0 | 0 | - | 0 | 0 | 1 | 25 | 25.0 | 25 | 0 | |
| Sept 29 | @ Atl | W | p | 0 | 0 | 0 | - | 0 | 0 | 0 | 0 | - | 0 | 0 | |
| Oct 6 | Buf | L | p | 0 | 0 | 0 | - | 0 | 0 | 0 | 0 | - | 0 | 0 | |
| Oct 13 | @ Den | L | p | 0 | 0 | 0 | - | 0 | 0 | 0 | 0 | - | 0 | 0 | |
| Oct 20 | LAC | W | p | 0 | 0 | 0 | - | 0 | 0 | 3 | 69 | 23.0 | 24 | 0 | |
| Oct 27 | TB | W | IA | | | | | | | | | | | | |
| Nov 3 | @ Car | | | | | | | | | | | | | | |
| Nov 10 | KC | | NOR | | | | | | | | | | | | |
| Nov 24 | Jax | | NOR | | | | | | | | | | | | |
| Dec 1 | @ Ind | | NOR | | | | | | | | | | | | |
| Dec 8 | @ Oak | | NOR | | | | | | | | | | | | |
| Dec 15 | Hou | | NOR | | | | | | | | | | | | |
| Dec 22 | NO | | NOR | | | | | | | | | | | | |
| Dec 29 | @ Hou | W | p | 0 | 0 | 0 | - | 0 | 0 | 2 | 49 | 24.5 | 26 | 0 | |
| Totals | | 5-4 | 8/0 | 0 | 0 | 0 | - | 0 | 0 | 9 | 196 | 21.8 | 26 | 0 | |
| Playoffs | | | | | | | | | | | | | | | |
| Jan 4 | @ NE | W | p | 0 | 0 | 0 | - | 0 | 0 | 2 | 40 | 20.0 | 22 | 0 | |
| Jan 11 | @ Bal | W | p | 0 | 0 | 0 | - | 0 | 0 | 1 | 20 | 20.0 | 20 | 0 | |
| Jan 19 | @ KC | L | IA | | | | | | | | | | | | |
| Totals | | 2-1 | 2/0 | 0 | 0 | 0 | - | 0 | 0 | 3 | 60 | 20.0 | 22 | 0 | |

Released on Oct. 31, 2019

Playoffs

| Date | Opp. | W/L | P/S | No | FC | Yds | Avg | Lg | TD | No | Yds | Avg | Lg | TD |
|---------------|-------|------------|------------|----------|----------|----------|----------|----------|----------|----------|-----------|-------------|-----------|----------|
| Jan 4 | @ NE | W | p | 0 | 0 | 0 | - | 0 | 0 | 2 | 40 | 20.0 | 22 | 0 |
| Jan 11 | @ Bal | W | p | 0 | 0 | 0 | - | 0 | 0 | 1 | 20 | 20.0 | 20 | 0 |
| Jan 19 | @ KC | L | IA | | | | | | | | | | | |
| Totals | | 2-1 | 2/0 | 0 | 0 | 0 | - | 0 | 0 | 3 | 60 | 20.0 | 22 | 0 |

DARIUS JENNINGS' NFL STATISTICS

REGULAR SEASON

| Year | Team | REGULAR SEASON | | RECEIVING | | | | | RUSHING | | | | |
|------------|---------------|----------------|----|-----------|-----|-----|----|----|---------|-----|-----|----|----|
| | | GP | GS | No | Yds | Avg | Lg | TD | Att | Yds | Avg | Lg | TD |
| 2015 | Cleveland | 4 | 1 | 14 | 117 | 8.4 | 16 | 0 | 0 | 0 | - | 0 | 0 |
| 2016 | CLE, CHI, NYJ | | | | | | | | | | | | |
| 2017 | Tennessee | 0 | 0 | 0 | 0 | - | 0 | 0 | 0 | 0 | - | 0 | 0 |
| 2018 | Tennessee | 16 | 0 | 11 | 101 | 9.2 | 36 | 0 | 1 | 2 | 2.0 | 2 | 0 |
| 2019 | Tennessee | 8 | 0 | 2 | 17 | 8.5 | 11 | 0 | 0 | 0 | - | 0 | 0 |
| NFL Totals | | 28 | 1 | 27 | 235 | 8.7 | 36 | 0 | 1 | 2 | 2.0 | 2 | 0 |

REGULAR SEASON

| REGULAR SEASON | | PUNT RETURNS | | | | | | KICKOFF RETURNS | | | | |
|----------------|-----------|--------------|----|-----|-----|----|----|-----------------|-------|------|-----|----|
| Year | Team | No | FC | Yds | Avg | Lg | TD | No | Yds | Avg | Lg | TD |
| 2015 | Tennessee | 0 | 0 | 0 | - | 0 | 0 | 7 | 158 | 22.6 | 28 | 0 |
| 2018 | Tennessee | 0 | 0 | 0 | - | 0 | 0 | 22 | 698 | 31.7 | 94t | 1 |
| 2019 | Tennessee | 0 | 0 | 0 | - | 0 | 0 | 9 | 196 | 21.8 | 26 | 0 |
| NFL Totals | | 0 | 0 | 0 | - | 0 | 0 | 38 | 1,052 | 27.7 | 94t | 1 |

PLAYOFFS

| Year | Team | PLAYOFFS | | RECEIVING | | | | | RUSHING | | | | |
|------------|-----------|----------|----|-----------|-----|-----|----|----|---------|-----|-----|----|----|
| | | GP | GS | No | Yds | Avg | Lg | TD | Att | Yds | Avg | Lg | TD |
| 2019 | Tennessee | 2 | 0 | 0 | 0 | 0.0 | - | 0 | 0 | 0 | - | 0 | 0 |
| NFL Totals | | 2 | 0 | 0 | 0 | 0.0 | - | 0 | 0 | 0 | - | 0 | 0 |

PLAYOFFS

| PLAYOFFS | | PUNT RETURNS | | | | | | KICKOFF RETURNS | | | | |
|------------|-----------|--------------|----|-----|-----|----|----|-----------------|-----|------|----|----|
| Year | Team | No | FC | Yds | Avg | Lg | TD | No | Yds | Avg | Lg | TD |
| 2019 | Tennessee | 0 | 0 | 0 | 0.0 | - | 0 | 3 | 60 | 20.0 | 22 | 0 |
| NFL Totals | | 0 | 0 | 0 | 0.0 | - | 0 | 3 | 60 | 20.0 | 22 | 0 |

Single-Game Highs

Receptions - 6 vs. Pittsburgh (1/3/16)
 Receiving Yards - 45 vs. Pittsburgh (1/3/16)
 Long Reception - 36 at Dallas (11/5/18)
 Kickoff Returns - 5 (Twice, last at L.A. Chargers 10/21/18)
 Kick Return Yards - 156 at L.A. Chargers (10/21/18)
 Kickoff Return Long - 94t at Miami (9/9/18)
 Kickoff Return Touchdown - 1 at Miami (9/9/18)

Playoff Single-Game Highs

Kickoff Returns - **2 at New England (1/4/20)**
 Kickoff Return Yards - **40 at New England (1/4/20)**
 Kickoff Return Long - **22 at New England (1/4/20)**

Additional Statistics

Fumble Recoveries - 1 vs. Pittsburgh (1/3/16)
 Completions - 1 for 1 for 21 yards vs. New England (11/11/18)
 Special Teams Tackles - 4 (2018), **4 (2019)**
 Misc. Tackles - **1 (2019)**



94 AUSTIN JOHNSON

DEFENSIVE LINEMAN • 6'4" • 314 LBS • COLLEGE: PENN STATE

ACQUIRED: 2ND ROUND - 2016 • NFL EXPERIENCE (NFL/TITANS): 4/4

HOMETOWN: GALLOWAY, N.J.

GAMES PLAYED/GAMES STARTED: 58/13 (PLAYOFFS: 5/1)



PRO: The Titans selected Austin Johnson in the second round of the 2016 NFL Draft. The 6-foot-4-inch, 314-pound defensive lineman has the bulk and power to secure the middle of the defense as a nose tackle but also the versatility and movement skills to play other positions along the front. In his first three NFL seasons, Johnson played in 42 games and tallied 72 tackles, 2.5 sacks, four tackles for loss and five passes defended.

CAREER HIGHLIGHTS:

- In 2018, Johnson saw action in all 16 games and posted 25 tackles, a sack, five quarterback pressures, a stop for loss and two passes defended.
- In 2017, Johnson appeared in all 16 games and made three starts. He posted single-season career-highs with 32 tackles, one sack, two tackles for loss and two passes defended. He also appeared in his first two postseason contests with one start.
- As a rookie in 2016, Johnson appeared in 10 games. His totals included 15 tackles and a half sack.
- Johnson's 78 tackles as a junior in 2015 ranked second among defensive linemen in FBS and were the most by a Penn State defensive lineman since Jimmy Kennedy (87) in 2002.

TITANS TIDBITS:

- When Johnson was drafted by the Titans, he became a teammate once again of DaQuan Jones, a former Penn State defensive lineman who was drafted by the Titans in 2014. The two remained close, and Jones was among Johnson's family and friends surrounding him on draft night.
- Johnson's wife, Danika, is a former LFL MVP and is currently the general manager and head coach of the Nashville Knights football team.
- The son of Austin and Tammy Johnson, he has two older sisters, Brandi and Erika, and one younger sister, Kennedy. Kennedy was a forward on the Michigan State women's basketball team.

CAREER TRANSACTIONS:

- The Galloway, N.J., native was selected by the Titans in the second round (43rd overall) of the 2016 NFL Draft.

SEASON RECAPS:

2019 (16/1, 3/0): Appeared in all 16 games for the third consecutive season with one start and notched 29 tackles, three quarterback pressures, a stop for loss, a pass defended and a blocked field goal. Played in all three postseason contests and collected two tackles.

- At Cleveland (9/8), played as a reserve on the defensive front and collected three tackles.
- Against Indianapolis (9/15), saw action as a reserve at defensive tackle.
- At Jacksonville (9/19), played as a reserve on the defensive line and posted a quarterback pressure.
- At Atlanta (9/29), played as a reserve on the defensive front.
- Against Buffalo (10/6), saw action as a reserve at nose tackle and notched a tackle.
- At Denver (10/13), played as a reserve on the defensive front and recorded two tackles.
- Against L.A. Chargers (10/20), saw action as a reserve at nose tackle and posted two tackles.
- Against Tampa Bay (10/27), played as a reserve at nose tackle and tallied a tackle.
- At Carolina (11/3), saw action as a reserve on the defensive front and produced four tackles and a pass defended. Batted down a Kyle Allen pass intended for DJ Moore late in the fourth quarter.
- Against Kansas City (11/10), played as a reserve on the defensive front

and registered three tackles and a quarterback pressure.

- Against Jacksonville (11/24), saw action as a reserve at nose tackle and notched two tackles.
- At Indianapolis (12/1), played as a reserve at nose tackle and posted two tackles, a stop for loss and a blocked field goal. Combined with Harold Landry to stuff Jonathan Williams for a two-yard loss on a rush off right end late in the first quarter. Blocked an Adam Vinatieri 53-yard field goal attempt late in the opening stanza.
- At Oakland (12/8), saw action as a reserve on the defensive front and amassed two tackles and a quarterback pressure.
- Against Houston (12/15), played as a reserve at nose tackle and totaled three tackles. Stonewalled Carlos Hyde for no gain on a rush up the middle late in the fourth quarter.
- Against New Orleans (12/22), made his first start of the season at nose tackle and produced three tackles.
- At Houston (12/29), played as a reserve on the defensive front and recorded a tackle.
- At New England (1/4), saw action as a reserve on the defensive front and posted two tackles.
- At Baltimore (1/11), played as a reserve at nose tackle.
- At Kansas City (1/19), saw action as a reserve on the defensive line.

2018 (16/9): Played in 16 games with nine starts on the defensive front and collected 25 tackles, a sack, five quarterback pressures, a stop for loss and two passes defended. Tied for the team lead in sacks once in 2018 (at DAL). Tied for the team lead in passes defended once in 2018 (at IND).

- At Jacksonville (9/23), started at nose tackle and posted two tackles. Halted a Jaguars' drive by combining with Wesley Woodyard to stuff T.J. Yeldon for no gain on a third-and-one rush in the second quarter.
- At Buffalo (10/7), started at nose tackle and tied a career-high with five tackles, including a stop for loss. Stuffed LeSean McCoy for no gain on a rush off right tackle in the first quarter.
- Against Baltimore (10/14), started at nose tackle and amassed two tackles and a pass defended. Batted down a pass intended for Nick Boyle in the first quarter.
- At Dallas (11/5), started at nose tackle and posted two tackles, including a sack. Dropped Dak Prescott for a six-yard sack in the third quarter.
- Against New England (11/11), played as a reserve at nose tackle and notched three tackles. Teamed with Jurrell Casey to stuff Tom Brady for no gain on a quarterback sneak in the second stanza. Combined with Rashaan Evans to stop Sony Michel for no gain on a rush up the middle in the second quarter.
- At Indianapolis (11/18), played as a reserve on the defensive front and collected a tackle. Batted down a pass intended for Dontrelle Inman in the second quarter.
- Against Jacksonville (12/6), played as a reserve at nose tackle and amassed two tackles and a quarterback pressure. Combined with Logan Ryan to stuff Leonard Fournette for no gain on a second-and-goal rush from the one-yard line in the second quarter.
- At N.Y. Giants (12/16), started at nose tackle and posted a quarterback pressure in the Titans' first shutout win since 2000.

2017 (16/3, 2/1): Saw action in all 16 games with three starts at defensive end and collected a career-best 32 tackles, a sack, two stops for loss and two passes defended. Played in his first two career postseason contests with one start at defensive end and recorded six tackles and a quarterback pressure. Registered a career-high with five tackles and a sack against Houston (12/3/17). Made his first career NFL start at Arizona (12/10/17).

- At Houston (10/1), saw action as a reserve on the defensive front and

tied a career-high with four tackles. Stonewalled D'Onta Foreman for a one-yard loss on a rush off right tackle in the third quarter. Teamed with Wesley Woodyard to stop Alfred Blue for no gain on a rush off right guard in the final stanza.

- At Indianapolis (11/26), played as a reserve on the defensive line and registered two tackles, including a stop for loss. Stuffed Marlon Mack for no gain on a rush up the middle late in the first quarter.
- Against Houston (12/3), played as a reserve on the defensive front and produced five tackles, including a sack. Dropped Tom Savage for a sack in the fourth quarter.
- At Arizona (12/10), made his first career NFL start at defensive end and tallied three tackles.
- At San Francisco (12/17), started at defensive end and posted three tackles and a pass defended. Teamed with Kevin Dodd to stop Carlos Hyde for no gain on a rush off right tackle in the second stanza. Combined with Johnathan Cyprien to stuff Hyde for no gain on a rush up the middle in the third quarter. Batted down a Jimmy Garoppolo pass at the line scrimmage that was then hauled in by the signal caller and resulted in a six-yard loss.
- Against Jacksonville (12/31), started at defensive end and tallied two tackles and a pass defended. Batted down a pass intended for Dede Westbrook in the third quarter.
- At Kansas City (1/6), started at defensive end and recorded three tackles in his first career postseason game. Combined with Erik Walden to stop Kareem Hunt for a two-yard loss on a short pass in the second stanza.
- At New England (1/13), played as a reserve on the defensive front and registered three tackles and a quarterback pressure. Combined with Wesley Woodyard to stuff Dion Lewis for a three-yard loss on a short pass in the third quarter. Batted down a pass intended Rob Gronkowski late in the third quarter.

2016 (10/0): Played in 10 games as a reserve on the defensive front during his rookie campaign and registered 15 tackles, a half sack, a quarterback pressure, a stop for loss and a pass defended. Was inactive for six contests. Appeared in his first career NFL game against Minnesota (9/11/16). Tied for the team lead in passes defended once (at MIA).

- Against Minnesota (9/11), made his NFL debut as a reserve on the defensive front and collected a solo tackle.
- At Miami (10/9), saw limited action as a reserve on the defensive front and registered a tackle for loss and a pass defended. Halted a Dolphins' drive by batting down a third-and-one pass intended for Dion Sims in the second quarter. Stopped Jay Ajayi for a five-yard loss on a rush off right guard on the first play of the fourth quarter.
- Against Cleveland (10/16), played as a reserve at nose tackle and notched two tackles.
- At Indianapolis (11/20), played as a reserve at nose tackle and tied a career-high with two tackles, including a half sack. Teamed with Derrick Morgan to sack Andrew Luck for a six-yard loss in the fourth quarter.
- At Kansas City (12/18), played as a reserve at nose tackle and tallied a career-best four tackles. Teamed with Al Woods to stuff Spencer Ware for no gain on a rush off right end in the third quarter.
- At Jacksonville (12/24), saw action as a reserve at defensive tackle and posted two tackles.
- Against Houston (1/1), played as a reserve on the defensive front and registered two tackles.

COLLEGE:

- In three seasons at Penn State, Johnson appeared in 38 games and recorded 28 starts, including starts in all 26 games as a sophomore and junior. He totaled 154 tackles, 8.5 sacks, 24 tackles for loss, eight passes defended, one forced fumble and four fumble recoveries, including a fumble recovery for a touchdown.
- As a junior (2015), started all 13 games and named second-team All-Big Ten by the media and third-team All-Big Ten by the coaches. Named All-Big Ten by BTN.com and ESPN.com and earned first-team All-Big Ten honors from the Associated Press and Athlon Sports. Ranked second on the team with 15.0 tackles for loss and 6.5 sacks. Ranked second among defensive linemen in FBS and third on the team with 78 tackles, posting the most tackles for a Penn State defensive lineman since Jimmy Kennedy (87) in 2002.
- Against San Diego State (9/26), had a 71-yard fumble return for a touchdown for his first career touchdown. The play marked his fourth career fumble recovery and Penn State's first fumble recovery for a touchdown since 2012. Added two tackles and shared a tackle for loss to

assist Penn State amassing nine tackles for loss in the game.

- As a sophomore (2014), started all 13 games and finished fifth on the team with 49 tackles. Led the team with two fumble recoveries and added six tackles for loss and three pass breakups. Named honorable mention All-Big Ten by the conference media.
- As a redshirt freshman (2013), appeared in all 12 games with two starts. Recorded 27 tackles, three tackles for loss, one sack and a fumble recovery.
- As a freshman (2012), redshirted.
- Graduated in December 2015 with a degree in journalism.

PERSONAL:

- Married to Danika, and the couple has a daughter, Kailaya.
- Splits time between Nashville and Galloway, N.J.
- Attended St. Augustine Preparatory School (Richland, N.J.), where he was a two-time team captain. Named all-state, All-Cape-Atlantic League and All-South Jersey during his senior season. Ranked among the nation's top 25 prep defensive tackles by Scout.com.
- Earned second-team All-Cape-Atlantic League and second-team All-South Jersey honors as a junior.
- Also was an all-state performer in basketball in high school and was named Cape-Atlantic Basketball Player of the Year as a senior. Guided the Hermits to the NJSIAA Non-Public Group A State Championship during his junior season.
- Follow Johnson on Twitter at @ajohn15
- Follow Johnson on Instagram at @ajohn_94
- List of favorites: (TV show) "Game of Thrones"; (movie) "Avengers: Age of Ultron"; (musician or band) Future, Drake; (athlete as a child) Michael Jordan; (guilty pleasure) Reese's Peanut Butter Cups.
- Born Austin Hunter Johnson on May 8, 1994 in Galloway, N.J.

AUSTIN JOHNSON'S GAME-BY-GAME

2016 Tennessee Titans

| Date | Opp | W/L | P/S | Tot | Solo | Asst | Sk | - Yds | QBP | TFL | Int | - Yds | -TD | PD | FF | FR | - Yds | SpT |
|---------------|-------|-----|-----|------------|-------------|-----------|-----------|----------|------------|------------|----------|----------|----------|----------|----------|----------|----------|----------|
| Sept 11 | Min | L | p | 1 | 1 | 0 | 0.0 | 0.0 | 0 | 0 | 0 | 0 | 0 | 0 | 0 | 0 | 0 | 0 |
| Sept 18 | @ Det | W | IA | | | | | | | | | | | | | | | |
| Sept 25 | Oak | L | IA | | | | | | | | | | | | | | | |
| Oct 2 | @ Hou | L | IA | | | | | | | | | | | | | | | |
| Oct 9 | @ Mia | W | p | 1 | 1 | 0 | 0.0 | 0.0 | 0 | 1 | 0 | 0 | 0 | 1 | 0 | 0 | 0 | 0 |
| Oct 16 | Cle | W | p | 2 | 1 | 1 | 0.0 | 0.0 | 0 | 0 | 0 | 0 | 0 | 0 | 0 | 0 | 0 | 0 |
| Oct 23 | Ind | L | IA | | | | | | | | | | | | | | | |
| Oct 27 | Jax | W | IA | | | | | | | | | | | | | | | |
| Nov 6 | @ SD | L | IA | | | | | | | | | | | | | | | |
| Nov 13 | GB | W | p | 0 | 0 | 0 | 0.0 | 0.0 | 1 | 0 | 0 | 0 | 0 | 0 | 0 | 0 | 0 | 0 |
| Nov 20 | @ Ind | L | p | 2 | 1 | 1 | 0.5 | 3.0 | 0 | 0 | 0 | 0 | 0 | 0 | 0 | 0 | 0 | 0 |
| Nov 27 | @ Chi | W | p | 1 | 1 | 0 | 0.0 | 0.0 | 0 | 0 | 0 | 0 | 0 | 0 | 0 | 0 | 0 | 0 |
| Dec 11 | Den | W | p | 0 | 0 | 0 | 0.0 | 0.0 | 0 | 0 | 0 | 0 | 0 | 0 | 0 | 0 | 0 | 0 |
| Dec 18 | @ KC | W | p | 4 | 4 | 0 | 0.0 | 0.0 | 0 | 0 | 0 | 0 | 0 | 0 | 0 | 0 | 0 | 0 |
| Dec 24 | @ Jax | L | p | 2 | 2 | 0 | 0.0 | 0.0 | 0 | 0 | 0 | 0 | 0 | 0 | 0 | 0 | 0 | 0 |
| Jan 1 | Hou | W | p | 2 | 2 | 0 | 0.0 | 0.0 | 0 | 0 | 0 | 0 | 0 | 0 | 0 | 0 | 0 | 0 |
| Totals | | | | 9-7 | 10/0 | 15 | 13 | 2 | 0.5 | 3.0 | 1 | 1 | 0 | 0 | 1 | 0 | 0 | 0 |

2017 Tennessee Titans

| Date | Opp | W/L | P/S | Tot | Solo | Asst | Sk | - Yds | QBP | TFL | Int | - Yds | -TD | PD | FF | FR | - Yds | SpT |
|-----------------|-------|-----|-----|------------|-------------|-----------|-----------|-----------|------------|------------|----------|----------|----------|----------|----------|----------|----------|----------|
| Sept 10 | Oak | L | p | 2 | 1 | 1 | 0.0 | 0.0 | 0 | 0 | 0 | 0 | 0 | 0 | 0 | 0 | 0 | 0 |
| Sept 17 | @ Jax | W | p | 2 | 0 | 2 | 0.0 | 0.0 | 0 | 0 | 0 | 0 | 0 | 0 | 0 | 0 | 0 | 0 |
| Sept 24 | Sea | W | p | 1 | 1 | 0 | 0.0 | 0.0 | 0 | 0 | 0 | 0 | 0 | 0 | 0 | 0 | 0 | 0 |
| Oct 1 | @ Hou | L | p | 4 | 2 | 2 | 0.0 | 0.0 | 0 | 0 | 0 | 0 | 0 | 0 | 0 | 0 | 0 | 0 |
| Oct 8 | @ Mia | L | p | 0 | 0 | 0 | 0.0 | 0.0 | 0 | 0 | 0 | 0 | 0 | 0 | 0 | 0 | 0 | 0 |
| Oct 16 | Ind | W | p | 2 | 1 | 1 | 0.0 | 0.0 | 0 | 0 | 0 | 0 | 0 | 0 | 0 | 0 | 0 | 0 |
| Oct 22 | @ Cle | W | p | 0 | 0 | 0 | 0.0 | 0.0 | 0 | 0 | 0 | 0 | 0 | 0 | 0 | 0 | 0 | 0 |
| Nov 5 | Bal | W | p | 2 | 2 | 0 | 0.0 | 0.0 | 0 | 0 | 0 | 0 | 0 | 0 | 0 | 0 | 0 | 0 |
| Nov 12 | Cin | W | p | 1 | 1 | 0 | 0.0 | 0.0 | 0 | 0 | 0 | 0 | 0 | 0 | 0 | 0 | 0 | 0 |
| Nov 16 | @ Pit | L | p | 1 | 0 | 1 | 0.0 | 0.0 | 0 | 0 | 0 | 0 | 0 | 0 | 0 | 0 | 0 | 0 |
| Nov 26 | @ Ind | W | p | 2 | 2 | 0 | 0.0 | 0.0 | 0 | 1 | 0 | 0 | 0 | 0 | 0 | 0 | 0 | 0 |
| Dec 3 | Hou | W | p | 5 | 5 | 0 | 1.0 | 0.0 | 0 | 0 | 0 | 0 | 0 | 0 | 0 | 0 | 0 | 0 |
| Dec 10 | @ Ari | L | S | 3 | 1 | 2 | 0.0 | 0.0 | 0 | 0 | 0 | 0 | 0 | 0 | 0 | 0 | 0 | 0 |
| Dec 17 | @ SF | L | S | 3 | 1 | 2 | 0.0 | 0.0 | 0 | 0 | 0 | 0 | 0 | 1 | 0 | 0 | 0 | 0 |
| Dec 24 | LAR | L | p | 2 | 2 | 0 | 0.0 | 0.0 | 0 | 1 | 0 | 0 | 0 | 0 | 0 | 0 | 0 | 0 |
| Dec 31 | Jax | W | S | 2 | 1 | 1 | 0.0 | 0.0 | 0 | 0 | 0 | 0 | 0 | 1 | 0 | 0 | 0 | 0 |
| Totals | | | | 9-7 | 16/3 | 32 | 20 | 12 | 1.0 | 0.0 | 0 | 2 | 0 | 0 | 2 | 0 | 0 | 0 |
| Playoffs | | | | | | | | | | | | | | | | | | |
| Jan 6 | @ KC | W | S | 3 | 2 | 1 | 0.0 | 0.0 | 0 | 0 | 0 | 0 | 0 | 0 | 0 | 0 | 0 | 0 |
| Jan 13 | @ NE | L | p | 3 | 2 | 1 | 0.0 | 0.0 | 1 | 0 | 0 | 0 | 0 | 0 | 0 | 0 | 0 | 0 |
| Totals | | | | 1-1 | 2/1 | 6 | 4 | 2 | 0.0 | 0.0 | 1 | 0 | 0 | 0 | 0 | 0 | 0 | 0 |

2018 Tennessee Titans

| Date | Opp | W/L | P/S | Tot | Solo | Asst | Sk | - Yds | QBP | TFL | Int | - Yds | -TD | PD | FF | FR | - Yds | SpT |
|---------------|-------|-----|-----|------------|-------------|-----------|-----------|----------|------------|------------|----------|----------|----------|----------|----------|----------|----------|----------|
| Sept 9 | @ Mia | L | S | 1 | 0 | 1 | 0.0 | 0.0 | 0 | 0 | 0 | 0 | 0 | 0 | 0 | 0 | 0 | 0 |
| Sept 16 | Hou | W | p | 1 | 0 | 1 | 0.0 | 0.0 | 0 | 0 | 0 | 0 | 0 | 0 | 0 | 0 | 0 | 0 |
| Sept 23 | @ Jax | W | S | 2 | 1 | 1 | 0.0 | 0.0 | 0 | 0 | 0 | 0 | 0 | 0 | 0 | 0 | 0 | 0 |
| Sept 30 | Phi | W | p | 0 | 0 | 0 | 0.0 | 0.0 | 2 | 0 | 0 | 0 | 0 | 0 | 0 | 0 | 0 | 0 |
| Oct 7 | @ Buf | L | S | 5 | 5 | 0 | 0.0 | 0.0 | 0 | 1 | 0 | 0 | 0 | 0 | 0 | 0 | 0 | 0 |
| Oct 14 | Bal | L | S | 2 | 1 | 1 | 0.0 | 0.0 | 0 | 0 | 0 | 0 | 0 | 1 | 0 | 0 | 0 | 0 |
| Oct 21 | @ LAC | L | S | 1 | 1 | 0 | 0.0 | 0.0 | 1 | 0 | 0 | 0 | 0 | 0 | 0 | 0 | 0 | 0 |
| Nov 5 | @ Dal | W | S | 2 | 1 | 1 | 1.0 | 6.0 | 0 | 0 | 0 | 0 | 0 | 0 | 0 | 0 | 0 | 0 |
| Nov 11 | NE | W | p | 3 | 1 | 2 | 0.0 | 0.0 | 0 | 0 | 0 | 0 | 0 | 0 | 0 | 0 | 0 | 0 |
| Nov 18 | @ Ind | L | p | 1 | 1 | 0 | 0.0 | 0.0 | 0 | 0 | 0 | 0 | 0 | 0 | 1 | 0 | 0 | 0 |
| Nov 26 | @ Hou | L | S | 1 | 1 | 0 | 0.0 | 0.0 | 0 | 0 | 0 | 0 | 0 | 0 | 0 | 0 | 0 | 0 |
| Dec 2 | NYJ | W | p | 1 | 0 | 1 | 0.0 | 0.0 | 0 | 0 | 0 | 0 | 0 | 0 | 0 | 0 | 0 | 0 |
| Dec 6 | Jax | W | p | 2 | 2 | 0 | 0.0 | 0.0 | 1 | 0 | 0 | 0 | 0 | 0 | 0 | 0 | 0 | 0 |
| Dec 16 | @ NYG | W | S | 0 | 0 | 0 | 0.0 | 0.0 | 1 | 0 | 0 | 0 | 0 | 0 | 0 | 0 | 0 | 0 |
| Dec 22 | Was | W | p | 2 | 2 | 0 | 0.0 | 0.0 | 0 | 0 | 0 | 0 | 0 | 0 | 0 | 0 | 0 | 0 |
| Dec 30 | Ind | L | S | 1 | 0 | 1 | 0.0 | 0.0 | 0 | 0 | 0 | 0 | 0 | 0 | 0 | 0 | 0 | 0 |
| Totals | | | | 9-7 | 16/9 | 25 | 16 | 9 | 1.0 | 6.0 | 5 | 1 | 0 | 0 | 0 | 2 | 0 | 0 |

2019 Tennessee Titans

| Date | Opp | W/L | P/S | Tot | Solo | Asst | Sk | - Yds | QBP | TFL | Int | - Yds | -TD | PD | FF | FR | - Yds | SpT |
|-----------------|-------|-----|-----|------------|-------------|-----------|-----------|-----------|------------|------------|----------|----------|----------|----------|----------|----------|----------|----------|
| Sept 8 | @ Cle | W | p | 3 | 2 | 1 | 0.0 | 0.0 | 0 | 0 | 0 | 0 | 0 | 0 | 0 | 0 | 0 | 0 |
| Sept 15 | Ind | L | p | 0 | 0 | 0 | 0.0 | 0.0 | 0 | 0 | 0 | 0 | 0 | 0 | 0 | 0 | 0 | 0 |
| Sept 19 | @ Jax | L | p | 0 | 0 | 0 | 0.0 | 0.0 | 1 | 0 | 0 | 0 | 0 | 0 | 0 | 0 | 0 | 0 |
| Sept 29 | @ Atl | W | p | 0 | 0 | 0 | 0.0 | 0.0 | 0 | 0 | 0 | 0 | 0 | 0 | 0 | 0 | 0 | 0 |
| Oct 6 | Buf | L | p | 1 | 1 | 0 | 0.0 | 0.0 | 0 | 0 | 0 | 0 | 0 | 0 | 0 | 0 | 0 | 0 |
| Oct 13 | @ Den | L | p | 2 | 0 | 2 | 0.0 | 0.0 | 0 | 0 | 0 | 0 | 0 | 0 | 0 | 0 | 0 | 0 |
| Oct 20 | LAC | W | p | 2 | 0 | 2 | 0.0 | 0.0 | 0 | 0 | 0 | 0 | 0 | 0 | 0 | 0 | 0 | 0 |
| Oct 27 | TB | W | p | 1 | 1 | 0 | 0.0 | 0.0 | 0 | 0 | 0 | 0 | 0 | 0 | 0 | 0 | 0 | 0 |
| Nov 3 | @ Car | L | p | 4 | 1 | 3 | 0.0 | 0.0 | 0 | 0 | 0 | 0 | 0 | 1 | 0 | 0 | 0 | 0 |
| Nov 10 | KC | W | p | 3 | 1 | 2 | 0.0 | 0.0 | 1 | 0 | 0 | 0 | 0 | 0 | 0 | 0 | 0 | 0 |
| Nov 24 | Jax | W | p | 2 | 2 | 0 | 0.0 | 0.0 | 0 | 0 | 0 | 0 | 0 | 0 | 0 | 0 | 0 | 0 |
| Dec 1 | @ Ind | W | p | 2 | 2 | 0 | 0.0 | 0.0 | 0 | 1 | 0 | 0 | 0 | 0 | 0 | 0 | 0 | 0 |
| Dec 8 | @ Oak | W | p | 2 | 1 | 1 | 0.0 | 0.0 | 1 | 0 | 0 | 0 | 0 | 0 | 0 | 0 | 0 | 0 |
| Dec 15 | Hou | L | p | 3 | 2 | 1 | 0.0 | 0.0 | 0 | 0 | 0 | 0 | 0 | 0 | 0 | 0 | 0 | 0 |
| Dec 22 | NO | L | S | 3 | 2 | 1 | 0.0 | 0.0 | 0 | 0 | 0 | 0 | 0 | 0 | 0 | 0 | 0 | 0 |
| Dec 29 | @ Hou | W | p | 1 | 1 | 0 | 0.0 | 0.0 | 0 | 0 | 0 | 0 | 0 | 0 | 0 | 0 | 0 | 0 |
| Totals | | | | 9-7 | 16/1 | 29 | 16 | 13 | 0.0 | 0.0 | 3 | 1 | 0 | 0 | 0 | 1 | 0 | 0 |
| Playoffs | | | | | | | | | | | | | | | | | | |
| Jan 4 | @ NE | W | p | 2 | 1 | 1 | 0.0 | 0.0 | 0 | 0 | 0 | 0 | 0 | 0 | 0 | 0 | 0 | 0 |
| Jan 11 | @ Bal | W | p | 0 | 0 | 0 | 0.0 | 0.0 | 0 | 0 | 0 | 0 | 0 | 0 | 0 | 0 | 0 | 0 |
| Jan 19 | @ KC | L | p | 0 | 0 | 0 | 0.0 | 0.0 | 0 | 0 | 0 | 0 | 0 | 0 | 0 | 0 | 0 | 0 |
| Totals | | | | 2-1 | 3/0 | 2 | 1 | 1 | 0.0 | 0.0 | 0 | 0 | 0 | 0 | 0 | 0 | 0 | 0 |

AUSTIN JOHNSON'S NFL STATISTICS

REGULAR SEASON

| Year | Team | GP | GS | TACKLES | | | | Yds | QBP | TFL | INTERCEPTIONS | | | | | FUMBLES | | | |
|-------------------|-----------|-----------|-----------|------------|-----------|-----------|------------|------------|----------|----------|---------------|----------|----------|----------|----------|----------|----------|----------|----------|
| | | | | Tot | Solo | Asst | Sk | | | | No | Yds | Lg | TD | PD | FF | FR | Yds | SpT |
| 2016 | Tennessee | 10 | 0 | 15 | 13 | 2 | 0.5 | 3.0 | 1 | 1 | 0 | 0 | - | 0 | 1 | 0 | 0 | 0 | 0 |
| 2017 | Tennessee | 16 | 3 | 32 | 20 | 12 | 1.0 | 0.0 | 0 | 2 | 0 | 0 | - | 0 | 2 | 0 | 0 | 0 | 0 |
| 2018 | Tennessee | 16 | 9 | 25 | 16 | 9 | 1.0 | 6.0 | 5 | 1 | 0 | 0 | - | 0 | 2 | 0 | 0 | 0 | 0 |
| 2019 | Tennessee | 16 | 1 | 29 | 16 | 13 | 0.0 | 0.0 | 3 | 1 | 0 | 0 | - | 0 | 1 | 0 | 0 | 0 | 0 |
| NFL Totals | | 58 | 13 | 101 | 65 | 36 | 2.5 | 9.0 | 9 | 5 | 0 | 0 | - | 0 | 6 | 0 | 0 | 0 | 0 |

PLAYOFFS

| Year | Team | GP | GS | TACKLES | | | | Yds | QBP | TFL | INTERCEPTIONS | | | | |
|------|------|----|----|---------|--|--|--|-----|-----|-----|---------------|--|--|--|--|
|------|------|----|----|---------|--|--|--|-----|-----|-----|---------------|--|--|--|--|



60 BEN JONES

CENTER • 6'3" • 308 LBS • COLLEGE: GEORGIA

ACQUIRED: UNRESTRICTED FREE AGENT (HOU) - 2016

NFL EXPERIENCE (NFL/TITANS): 8/4 • HOMETOWN: BRENT, ALA.

GAMES PLAYED/GAMES STARTED: 127/106 (PLAYOFFS: 8/8)



Captain: 2019



Community Man of the Year: 2019

PRO: The Titans signed Ben Jones early in the 2016 free agency period to bring veteran leadership and experience to the center position and he provided just that in his three campaigns with the club. The 6-foot-3-inch, 308-pounder was originally selected by the Houston Texans in the fourth round (99th overall) of the 2012 NFL Draft. The University of Georgia product is a versatile player, having started contests at center and both guard spots in his first four seasons with the Texans.

CAREER HIGHLIGHTS:

- Jones has started games at center, left guard and right guard during his NFL career and has opened holes for four 1,000-yard rushers.
- In 2018, Jones started all 16 games at center, registering a start in every contest for the fifth consecutive season (2014-15 with Houston).
- Jones appeared in his 100th career game in Week 4 of the 2018 season. He has never missed a game in his seven-year career.
- As of the completion of the 2018 season, among NFL offensive linemen listed as centers, Jones ranked first in the NFL with 80 consecutive games started. He had played in 112 consecutive games, which at this point tied for the longest active consecutive games streak among NFL offensive linemen.
- In 2016, Jones centered all 16 games in his first campaign with the Titans and was a part of an offensive front that blocked for the NFL's third-ranked rushing attack which averaged 136.7 rush yards per game.
- In 2015, Jones transitioned to his natural position of center and started all 16 games and the playoff contest for the Texans.
- In 2014, Jones started all 16 contests at left guard.
- As a rookie in 2012, Jones started the final 10 games of the season at right guard and was named the Texans Rookie of the Year.

TITANS TIDBITS:

- Jones switched from jersey #61 to #60 prior to his senior season at Georgia, to honor his father, Steve, a former collegiate star, who was killed in a helicopter crash when he was 10 years old.
- Jones' pregame ritual consists of walking barefoot on the field "to get a feel for the turf." The routine began before one game with his brother in high school and after enjoying success that night, it has continued ever since.
- When he was 10 years old, Jones suffered a blow to the head with a baseball bat. The impact caused a blood clot to develop on his brain and fractured his skull. The injury kept him out of all athletic activity for a year, proving to be a challenging time for an active and athletic boy. Although it was a tough period in his life, Ben says this time turned him into the man he is today. As soon as he was cleared for activities, Jones threw himself into being the best athlete he could be.
- In 2017, Jones established The Jones Mission Fund at The Community Foundation to provide at-risk youth with opportunities they might otherwise not have through grants, additional resources and educational opportunities.
- For the past three offseasons, Jones and his wife has hosted the annual Ben Jones Celebrity Clay Shoot. The three events combined have raised more than \$400,000 benefitting The Jones Mission Fund.
- Jones hosts a free Friday Night Lights youth football camp in his native Alabama.
- Jones' brother, Clay, played baseball for the University of Alabama and then was drafted by the Detroit Tigers.

CAREER TRANSACTIONS:

- A native of Brent, Ala., Jones was originally selected by the Houston

Texans in the fourth round (99th overall) of the 2012 NFL Draft.

- Signed by the Titans as an unrestricted free agent on March 10, 2016.

SEASON RECAPS:

2019 (15/15, 3/3 - Tennessee): Started 15 games at center and helped Derrick Henry lead the NFL with 1,540 rushing yards. Was inactive for one game. Started all three postseason contests at center.

- At Cleveland (9/8), started at center and opened holes for Titans' ball carriers to gain 123 yards on the ground.
- Against Indianapolis (9/15), started at center.
- At Jacksonville (9/19), started at center.
- At Atlanta (9/29), started at center and was a part of an offensive front that did not allow a sack on 27 pass attempts, while opening holes for Titans' ball carriers to gain 138 yards on the ground.
- Against Buffalo (10/6), started at center.
- At Denver (10/13), started at center.
- Against L.A. Chargers (10/20), started at center and helped the offense amass 403 total yards.
- Against Tampa Bay (10/27), started at center.
- At Carolina (11/3), was inactive, ending his streak of 120 consecutive games played and 88 consecutive starts.
- Against Kansas City (11/10), started his 100th career game at center and helped open holes for Titans' rushers to gain 225 yards on the ground.
- Against Jacksonville (11/24), started at center and blocked for Titans' ball carriers to gain 219 rushing yards.
- At Indianapolis (12/1), started at center and helped open holes for Derrick Henry to collect 149 rushing yards on 26 carries.
- At Oakland (12/8), started at center and was a part of an offensive front that blocked for Titans' ball carriers to gain 161 yards on the ground, while also not allowing a sack on 27 pass attempts.
- Against Houston (12/15), started at center and was a member of an offensive line that opened holes for Titans' rushers to gain 163 yards on the ground.
- Against New Orleans (12/22), started at center and helped the Titans amass 149 rushing yards on 26 carries.
- At Houston (12/29), started at center and was a part of an offensive front that blocked for Derrick Henry to amass 211 yards on the ground and become the NFL's leading rusher in 2019.
- At New England (1/4), started at center and was a member of an offensive front that opened holes for Derrick Henry to collect 182 yards on the ground.
- At Baltimore (1/11), started at center and was a part of an offensive line that blocked for Derrick Henry to collect a franchise postseason record 195 rushing yards.
- At Kansas City (1/19), started at center.

2018 (16/16 - Tennessee): Started all 16 games at center for the third consecutive season with the Titans. Played in his 100th consecutive career NFL contest against Philadelphia (9/30/18).

- At Miami (9/9), started at center and was a member of an offensive front that did not allow a sack on 38 pass attempts.
- At Jacksonville (9/23), started at center and was a part of an offensive front that opened holes for Titans' rushers to gain 150 yards on the ground.
- Against Philadelphia (9/30), started at center in his 100th consecutive contest and was a part of an offensive line that helped amass 397 total yards.
- At Los Angeles Chargers in London (10/21), started at center and helped block for Titans' ball carriers to gain 164 yards on the ground.
- At Dallas (11/5), started at center and helped the Titans' offense accumulate 340 total yards.

- Against New England (11/11), started at center and was a part of an offensive front that opened holes for Titans' rushers to gain 150 yards on the ground.
- Against N.Y. Jets (12/2), started at center and switched to left guard at the start of the third quarter.
- Against Jacksonville (12/6), started at center and helped open holes for Titans' ball carriers to gain 264 yards on the ground, including a franchise-best 238 rushing yards by Derrick Henry. Part of an offensive front that allowed just one sack for zero yards on 24 pass attempts.
- At N.Y. Giants (12/16), started at center and helped block for Titans' rushers to amass 215 yards, including a 170-yard performance by Derrick Henry.
- Against Indianapolis (12/30), started at center and was a member of an offensive front that did not allow a sack on 29 pass attempts.

2017 (16/16, 2/2 - Tennessee): Started all 16 games and both postseason contests at center in his second campaign with the Titans. Among NFL offensive linemen presently listed as centers, ranks second in the NFL with 64 consecutive games started.

- Against Oakland (9/10), started at center and was a part of an offensive line that helped produce 350 total yards and allow just one sack on 41 pass attempts.
- At Jacksonville (9/17), started at center, his 50th consecutive start, and opened holes for a rushing attack that amassed 179 yards on 36 carries (5.0 avg.). Member of a unit that allowed just one sack on 27 pass attempts.
- Against Seattle (9/24), started at center and helped block for Titans' ball carriers to collect 195 rushing yards on 35 carries (5.6 avg.). Member of an offensive front that did not allow a sack on 32 pass attempts.
- Against Indianapolis (10/16), started at center and was a member of an offensive front that helped produce 473 total yards and allow just one sack for one yard on 32 pass attempts.
- Against Cincinnati (11/12), started at center and helped open holes for Titans' rushers to gain 180 yards on the ground.
- At Indianapolis (11/26), started at center and was a part of an offensive front that did not allow a sack on 25 pass attempts.
- Against Houston (12/3), started at center and helped open holes for Titans' ball carriers to gain 198 yards on 25 carries with two scores on the ground.
- At Kansas City (1/6), started at center and helped open holes for Titans' ball carriers to gain 202 rushing yards on 31 carries (6.5 avg.) in the Wild Card matchup.

2016 (16/16 - Tennessee): Started all 16 games at center in his first season with the Titans and was a part of an offensive front that blocked for the NFL's third-ranked rushing attack which averaged 136.7 rush yards per game.

- Against Minnesota (9/11), made his Titans debut as the starting center.
- At Detroit (9/18), started at center and blocked for an offense that amassed 363 total yards in a 16-15 comeback win.
- Against Oakland (9/25), started at center and was a part of an offensive line that helped produce 393 total yards and allow just one sack on 33 pass attempts.
- At Miami (10/9), started at center and was a member of an offensive front that opened holes for Titans' rushers to gain 235 yards on the ground and did not allow a sack on 29 pass attempts.
- Against Cleveland (10/16), started at center and blocked for an offense that compiled a season-high 407 total yards, including 137 rushing yards.
- Against Jacksonville (10/27), started at center and opened holes for Titans' ball carriers to accumulate 214 yards on the ground. Was a part of an offensive front that did not allow a sack in 23 pass attempts.
- At San Diego (11/6), started at center and was a part of an offensive line that did not allow a sack on 43 pass attempts.
- Against Green Bay (11/13), started at center and blocked for an offense that amassed 446 total yards and six touchdowns in a 47-25 victory against the Packers.
- At Chicago (11/27), started at center and was a member of an offensive front that did not allow a sack on 23 pass attempts. Blocked for Titans' ball carriers to gain 149 yards on the ground.
- Against Denver (12/11), started at center and was a part of an offensive line that opened holes for Titans' rushers to amass 180 rushing yards on 42 carries in a 13-10 victory over the Broncos.
- At Kansas City (12/18), started at center and helped pave the way for Titans' ball carriers to gain 148 yards on the ground. Member of an offensive front that allowed just one sack for zero yards on 33 pass attempts.

2015 (16/16, 1/1 - Houston): Started all 16 games at center and in Wild Card Game against Kansas City (1/9). Extended his streak of consecutive regular season games played to 64, which is the second-longest active streak among NFL centers.

2014 (16/16 - Houston): Started all 16 games at left guard in his third season with the Texans.

2013 (16/1 - Houston): Played in all 16 games with one start for the Texans.

- At San Francisco (10/6), started at right guard and blocked for a ground game that produced 131 yards.

2012 (16/10, 2/2 - Houston): Appeared in all 16 games with 10 starts as a rookie. Was originally drafted as a center, but worked his way into a starting role at right guard. Was a part of seven 100-yard rushing performances by Arian Foster for the NFL's seventh-ranked offense.

- Against Miami (9/9), made his Texans and NFL debut on special teams in the season opener.
- At Jacksonville (9/17), saw action at right guard and was part of an offensive line that cleared the way for Texans running backs to rush for 216 yards and three touchdowns while not allowing Matt Schaub to be sacked.
- At Denver (9/23), helped provide protection for Matt Schaub, enabling him to tie a career-high with four touchdown passes.
- At N.Y. Jets (10/8), helped Arian Foster rush for a season-high 157 yards and a touchdown.

COLLEGE:

- Finished his collegiate career ranked third in Georgia history with 49 starts.
- Was a two-time All-SEC selection by the league's coaches and four-time SEC Offensive Lineman of the Week during his career. Was named to Georgia's Team of the Decade.
- As a senior (2011), earned All-SEC first-team honors and was rated the nation's second-best center in the draft by The NFL Draft Report. Named second-team All-SEC honoree by the Associated Press, Phil Steele and the league's coaches for his senior season.
- In his final collegiate season, served as a team captain and started all 14 games at center.
- As a junior (2010), appeared in 13 games making 12 starts. Earned All-SEC second-team honors from The NFL Draft Report.
- As a sophomore (2009), started all 13 games and was named All-SEC second-team by the league's coaches.
- As a freshman (2008), appeared in 13 games making 10 starts at center and was selected a Freshman All-American and Freshman All-SEC. Named Freshman All-American first-team by College Football News, adding second-team honors from The Sporting News and Phil Steele.
- Member of the fall 2009 Georgia Athletic Director's Honor Roll.
- Majored in Health & Physical Education at Georgia.

PERSONAL:

- Attended Bibb County High School in Centreville, Ala., where he earned Super Prep All-Dixie Team, Prep Star All-Southeast Region and Alabama Sports Writers Association Class 5A first-team All-State honors as a senior.
- Was a standout first baseman and pitcher on Bibb County's baseball team, where in 2007 he was selected to the Tuscaloosa News West Alabama Baseball All-Star squad. Had a .345 career batting average and collected a school-record 48 RBI in 2007.
- Follow Jones on Instagram at @jones60ben.
- Born Benjamin Jones on July 2, 1989 in Birmingham, Ala.

BEN JONES' NFL STATISTICS

REGULAR SEASON

| Year | Team | GP | GS |
|------------|-----------|-----|-----|
| 2012 | Houston | 16 | 10 |
| 2013 | Houston | 16 | 1 |
| 2014 | Houston | 16 | 16 |
| 2015 | Houston | 16 | 16 |
| 2016 | Tennessee | 16 | 16 |
| 2017 | Tennessee | 16 | 16 |
| 2018 | Tennessee | 16 | 16 |
| 2019 | Tennessee | 15 | 15 |
| NFL Totals | | 127 | 106 |

PLAYOFFS

| Year | Team | GP | GS |
|------------|-----------|----|----|
| 2012 | Houston | 2 | 2 |
| 2015 | Houston | 1 | 1 |
| 2017 | Tennessee | 2 | 2 |
| 2019 | Tennessee | 3 | 3 |
| NFL Totals | | 8 | 8 |

Starts Breakdown:


2012 - RG 10 (Playoffs - RG 2); 2013 - RG 1; 2014 - LG 16; 2015 - C 16 (Playoffs - C 1); 2016 - C 16; 2017 - C 16 (Playoffs - C 2); 2018 - C 16; 2019 - C 15 (Playoffs - C 3)

Additional Career Statistics

Tackles - 2 (2014), 1 (2015)
Fumble Recoveries - 1 (2013)

Additional Career Playoff Statistics

Misc. Tackles - 2 (2015), 1 (2019)



90 DaQUAN JONES

DEFENSIVE LINEMAN • 6'4" • 322 LBS • COLLEGE: PENN STATE
ACQUIRED: 4TH ROUND - 2014 • NFL EXPERIENCE (NFL/TITANS): 6/6
HOMETOWN: JOHNSON CITY, N.Y.
GAMES PLAYED/GAMES STARTED: 83/77 (PLAYOFFS: 3/3)



PRO: Seeking a big, physical and versatile defensive lineman, the Titans selected Penn State's DaQuan Jones in the fourth round of the 2014 NFL Draft. Jones offers an impressive combination of size, athleticism, intelligence and power. The 6-foot-4-inch, 322-pounder played as a reserve as a rookie but earned a full-time role as a 3-4 defensive end by his second season. He started 45 consecutive games until an injury ended his fourth season prematurely. He was signed to a new multi-year contract in 2018.

CAREER HIGHLIGHTS:

- In 2018, Jones started all 16 games for the third time in his career. His 39 tackles made up the second-highest total of his career and included a career-high four tackles for loss.
- In 2016, Jones joined Brian Orakpo as the only two Titans to start every game from 2015–2016.
- Against Houston in the 2016 season finale (1/1/17), recovered a Tom Savage fumble in the end zone for his first career touchdown.
- In 2015, Jones was one of four members of the team to start all 16 games, holding down a spot at defensive end for the duration of the campaign. He totaled 67 tackles, 15 quarterback pressures, two tackles for loss and a fumble recovery.
- As a rookie in 2014, Jones played in seven games with one start. He posted his first career sack against Indianapolis on Dec. 28.
- As a senior at Penn State, Jones earned first-team All-Big Ten Conference honors and was named Penn State's Outstanding Senior Player and the recipient of the team's Reid-Robinson Award. He was one of the team's leaders who opted to stay with the program during a time of turmoil.

TITANS TIDBITS:

- Jones has a reputation as an upbeat, positive influence. "I've always had that positive mindset, even when things weren't as good," he says. "The guys laugh at me sometimes because I'm always smiling ... It's not that I'm happy all the time, but I just feel like in today's world, if you let anything get you down, it will. The smallest thing will turn into the biggest problem if you let it, so I just try my best to keep a positive mindset."
- Jones majored in criminal justice at Penn State and spent a portion of his 2013 summer as an intern observing the Spring Township Police Department near State College.
- Jones entered the Penn State program after being rated the second-best offensive lineman in the nation during his playing days at Johnson City High School. He switched to the other side of the ball and made an immediate impact as a true freshman.
- Jones lists his father, Steve, as the most inspirational person in his life. Steve raised DaQuan as a single father and one of his father's greatest traits is that he works extremely hard in everything he does. Steve works as an executive chef at Cornell University.
- Jones is in the process of launching his own non-profit organization called "Create Your Legacy." In June 2019, he hosted the DaQuan Jones Create Your Legacy Football Camp for more than 100 kids ages 11-18 at Johnson City (N.Y.) High School.
- Jones has four dogs, one of which he named Titan.

CAREER TRANSACTIONS:

- The Johnson City, N.Y., native was selected by the Titans in the fourth round (112th overall) of the 2014 NFL Draft.

SEASON RECAPS:

2019 (16/16, 3/3): Started all 16 games at nose tackle and ranked third on the team with 21 quarterback pressures. Also posted 50 tackles, a sack,

a stop for loss and three passes defended. Started all three postseason contests and notched nine tackles, a half sack and three quarterback pressures. Tied for the team lead in sacks once in 2019 (vs. BUF). Tied for the team lead in quarterback pressures twice in 2019 (at ATL, vs. LAC). Tied for the team lead in passes defended once in 2019 (vs. JAX).

- At Cleveland (9/8), started at defensive end and collected three tackles, including a stop for loss and a quarterback pressure. Teamed with Sharif Finch to stuff Nick Chubb for a three-yard loss on a rush off left guard in the opening quarter.
- Against Indianapolis (9/15), started at nose tackle and tallied six tackles. Got the Titans' offense the ball back by stuffing Marlon Mack for no gain on a third-and-nine rush late in the fourth quarter.
- At Jacksonville (9/19), started at defensive end and posted two tackles and a quarterback pressure. Stuffed Leonard Fournette for no gain on a rush up the middle in the fourth quarter.
- At Atlanta (9/29), started at defensive end and registered a tackle and a career-best four quarterback pressures.
- Against Buffalo (10/6), started at defensive end and notched three tackles, including a sack and two quarterback pressures. Halted a Bills' drive by chasing Josh Allen out of bounds for a sack on third-and-seven in the opening quarter. Stuffed Frank Gore for no gain on a rush off right tackle in the second stanza.
- At Denver (10/13), started at defensive end and recorded two tackles.
- Against L.A. Chargers (10/20), started at defensive end and posted three tackles, while tying for the team lead with four quarterback pressures. Stonewalled Melvin Gordon for no gain on a rush off left guard in the second quarter.
- Against Tampa Bay (10/27), started at nose tackle and tallied four tackles and a pass defended. Batted down a pass intended for Ronald Jones late in the first quarter.
- At Carolina (11/3), started at defensive end and produced six tackles, a quarterback pressure and a pass defended. Batted down a Kyle Allen pass at the line of scrimmage early in the second quarter.
- Against Kansas City (11/10), started at defensive tackle and registered three tackles and a quarterback pressure.
- Against Jacksonville (11/24), started at nose tackle and notched two tackles, including a quarterback pressure and a pass defended. Batted down a pass intended for Ben Koyack at the line of scrimmage in the second quarter.
- At Indianapolis (12/1), started at nose tackle and posted .
- At Oakland (12/8), started at nose tackle and amassed two tackles and a quarterback pressure.
- Against Houston (12/15), started at nose tackle and totaled five tackles and a quarterback pressure. Stuffed Carlos Hyde for no gain on a rush off right tackle in the third quarter. Stonewalled Hyde for no gain on a rush up the middle late in the fourth quarter.
- Against New Orleans (12/22), started at defensive end and produced three tackles and a quarterback pressure.
- At Houston (12/29), started at defensive end and recorded two tackles and a quarterback pressure.
- At New England (1/4), made his postseason debut as a starter at defensive end and posted three tackles. Stopped Rex Burkhead at the one-yard line on second-and-goal during the Titans' goalline stand in the second quarter.
- At Baltimore (1/11), started at defensive end and recorded two tackles and two quarterback pressures.
- At Kansas City (1/19), started at defensive end and registered four tackles, including a half sack and a quarterback pressure. Teamed with Jurrell Casey to sack Patrick Mahomes in the fourth quarter.

2018 (16/16): Started all 16 games at defensive end and collected 39 tackles, 14 quarterback pressures, a career-best four tackles for loss and a pass defended. Tied for the team lead in quarterback pressures once (vs. IND).

- Against Philadelphia (9/30), notched two tackles and three quarterback pressures. Teamed with Derrick Morgan to stop Jay Ajayi for no gain on a rush off right tackle in the fourth quarter.
- At Buffalo (10/7), tied a career-high with seven tackles, including two stops for loss and two quarterback pressures. Stonewalled LeSean McCoy for a two-yard loss on a rush off left end in the first quarter. Burst through the line and leveled LeSean McCoy for a five-yard loss on a rush off right guard in the second stanza. Combined with Jurrell Casey to stop Chris Ivory for a two-yard loss on a rush up the middle in the third quarter.
- Against Baltimore (10/14), started at defensive end and amassed three tackles, a quarterback pressure and a pass defended. Stonewalled Alex Collins for a two-yard loss on a rush up the middle in the second stanza. Knocked down a third-and-nine pass intended for Mark Andrews early in the fourth quarter.
- At Los Angeles Chargers in London (10/21), started at defensive end and tallied three tackles, including a stop for loss and a quarterback pressure. Shot through the line and dropped Austin Ekeler for a three-yard loss on a rush off left tackle early in the final stanza.
- At N.Y. Giants (12/16), started at defensive end and posted two tackles and a quarterback pressure in the Titans' first shutout win since 2000.

2017 (12/12, 0/0): Started 12 games at defensive end and posted 36 tackles, a career-high 3.5 sacks, nine quarterback pressures and a stop for loss. Placed on injured reserve on Dec. 4, 2017. Registered a career-high two sacks at Indianapolis (11/26/17). Led the team in sacks twice (at IND, vs. HOU).

- Against Oakland (9/10), posted four tackles. Stuffed DeAndré Washington for no gain on a rush off left guard in the second quarter.
- At Miami (10/8), totaled six tackles. Stuffed Kenyan Drake for no gain on a rush off left end in the second quarter. Teamed with Erik Walden to stuff Jay Ajayi for a one-yard loss on a rush off left guard in the fourth quarter.
- At Indianapolis (11/26), started at defensive end in his 50th career game and registered five tackles, including a career-best two sacks, a stop for loss and three quarterback pressures. Dropped Jacoby Brissett for an eight-yard sack on third-and-10 during the Colts' opening drive of the game. Stuffed Frank Gore for a three-yard loss on a rush up the middle in the first quarter. Sacked Brissett for a one-yard loss in the second stanza.
- Against Houston (12/3), produced three tackles, including a team-best 1.5 sacks and a quarterback pressure. Left the game early in the third quarter with an injury. Combined with Avery Williamson to stuff Lamar Miller for no gain on a rush off left guard in the first quarter. Dropped Tom Savage for a seven-yard sack late in the second quarter. Halted a Texans' drive by teaming with Brian Orakpo to sack Tom Savage for a eight-yard loss on third-and-10 late in the second quarter.

2016 (16/16): Started all 16 games at defensive end for the second consecutive season and collected 29 tackles, 1.5 sacks, eight quarterback pressures, a stop for loss and a fumble recovery for a touchdown. Tied for the team lead in sacks once (at KC). Notched his first career NFL touchdown with a fumble recovery in the end zone against Houston (1/1/17).

- At Miami (10/9), registered a tackle for loss. Stonewalled Kenyan Drake for a two-yard loss on a rush off right tackle late in the second quarter.
- Against Indianapolis (10/23), collected three tackles. Teamed with David Bass to stuff Frank Gore for no gain on a rush off right guard in the fourth quarter.
- At San Diego (11/6), tied a career-high with seven tackles and a quarterback pressure. Stopped Melvin Gordon for no gain on a goal line rush off left guard in the third quarter.
- Against Green Bay (11/13), notched three tackles, including a sack and two quarterback pressures. Ended a Packers' drive by sacking Aaron Rodgers for a 10-yard loss on third-and-13 in the opening stanza.
- Against Denver (12/11), collected a tackle. Combined with Brice McCain to stuff Justin Forsett for a two-yard loss on a rush off right tackle in the fourth quarter.
- At Kansas City (12/18), tallied a half sack and a quarterback pressure. Teamed with Brian Orakpo to drop Alex Smith for a four-yard sack in the third quarter.
- At Jacksonville (12/24), posted four tackles. Stuffed Corey Grant for no gain on a rush off right guard in the opening stanza.

- Against Houston (1/1), registered a tackle and a fumble recovery that resulted in his first career touchdown. Recovered a Tom Savage fumble in the end zone after a Sean Spence strip-sack to give the Titans an early 7-0 lead with 9:57 left to play in the opening stanza.

2015 (16/16): Started all 16 games at defensive end and registered 67 tackles, 15 quarterback pressures, two stops for loss and a fumble recovery. Tied for the team lead in quarterback pressures twice (vs. BUF, at NYJ).

- At Tampa Bay (9/13), led all Titans defensive linemen with a career-high seven tackles, including a stop for loss. Teamed with Karl Klug to stuff Doug Martin for no gain on a rush off right guard at the end of the first quarter. Stuffed Jorvorskie Lane for no gain on a rush off right guard in the third quarter. Combined with Wesley Woodyard to stuff Bobby Rainey for a two-yard loss on a rush up the middle in the fourth quarter.
- Against Buffalo (10/11), posted three tackles and two quarterback pressures. Combined with Zach Brown to stonewall Cierre Wood for no gain on a rush off left end in the second stanza.
- At Houston (11/1), registered six tackles and a quarterback pressure. Combined with Derrick Morgan to stop Alfred Blue for no gain on a rush off right tackle in the second quarter.
- At New Orleans (11/8), totaled five tackles and two quarterback pressures. Combined with Angelo Blackson to stuff Mark Ingram for no gain on a goalline rush early in the second quarter. Halted a Saints' drive by combining with Michael Griffin to stuff Mark Ingram for no gain on a third-and-one rush early in the third quarter. Stonewalled Mark Ingram for no gain on a rush off right guard late in the third quarter.
- Against Carolina (11/15), tallied four tackles, including a stop for loss. Crashed through the line and dropped Jonathan Stewart for a five-yard loss on rush off left guard in the second quarter.
- Against Oakland (11/29), recorded two tackles, a fumble recovery and a quarterback pressure. Recovered a Derek Carr botched snap in the fourth quarter.
- At New England (12/20), tallied five tackles and a quarterback pressure. Combined with Avery Williamson to stuff Brandon Bolden for no gain on a rush off right tackle in the final stanza. Stonewalled Joey Iosefa for a one-yard loss on a rush up the middle late in the fourth quarter.

2014 (7/1): Appeared in seven games with one start at defensive end during his rookie campaign and registered 13 tackles, a sack, three quarterback pressures, two stops for loss and a forced fumble. Was inactive for eight games and did not play in one contest. Made his NFL debut at Indianapolis (9/28/14). Made his first career NFL start and notched his first career sack against Indianapolis (12/28/14). Led the team in sacks once (vs. IND).

- At Indianapolis (9/28), made his NFL debut as a reserve defensive tackle and amassed his first career tackle.
- At Philadelphia (11/23), saw action as a reserve defensive tackle and amassed two tackles, including a stop for loss. Stuffed Chris Polk for a two-yard loss on a rush up the middle in the final stanza.
- At Jacksonville (12/18), saw action as a reserve at defensive end and registered two tackles, including a stop for loss. Combined with Avery Williamson to stuff Toby Gerhart for no gain on a rush up the middle in the fourth quarter.
- Against Indianapolis (12/28), registered his first career NFL start and tallied a career-high six tackles, his first career sack, a forced fumble and two quarterback pressures. Dropped Andrew Luck for a seven-yard sack while forcing a fumble that was recovered by the Colts in the first quarter.

COLLEGE:

- Started 23 of 46 games at Penn State, with all of his starting assignments coming during the last two seasons. Jones finished his career with 92 tackles, adding 4.5 sacks for minus 28 yards, 15.5 stops for losses totaling 55 yards, two fumble recoveries and a pass deflection.
- As a senior (2013), was first-team All-Big Ten Conference by the league's coaches and second-team All-Conference by the media and BTN.com. Was named Penn State's Outstanding Senior Player and the recipient of the team's Reid-Robinson Award. Also named to the Outland Trophy Watch List. Named Most Valuable Player by his teammates after the season. Started all 12 games at defensive tackle, finishing fifth on the team with a career-high 56 tackles (33 solos). His tackle total was the most for any interior defensive lineman in the Big Ten during the 2013 campaign. Added three sacks for minus 21 yards and led the Nittany Lions with 11.5 stops for losses of 42 yards and also recovered one fumble.
- As a junior (2012), secured a starting role during training camp and started the first 11 games at defensive tackle. Recorded 22 tackles, with

an assisted sack, two stops for losses of six yards, a fumble recovery and a pass deflection. Played an instrumental role for a defense that ranked second in the Big Ten Conference and 16th nationally in scoring defense at 19.1 points per game, as the Nittany Lions held six teams to 17 or fewer points.

- As a sophomore (2011), was a top reserve at defensive tackle and played in all 13 games, recording eight tackles.
- As a freshman (2010), held out of the initial four games for a possible redshirt season, but his play in practice and potential got him on the field. Made his debut in the Big Ten-opener at Iowa and played in the final nine games. Was one of seven true freshmen to play, registering six tackles, including a sack and two tackles for loss.
- Majored in criminal justice at Penn State.

PERSONAL:

- Married to Alexis, the couple splits time between Nashville and Johnson City, N.Y.

- Attended Johnson City (N.Y.) Senior High School and was rated as the second-best offensive lineman in the state by Rivals.com.
- Was a standout on both sides of the ball and earned four-star prospect status from Scout.com. Recorded 60 tackles as a senior.
- Totaled 70 tackles during his junior season, and also posted three sacks and recovered four fumbles.
- Served as football and basketball team captain and was also a member of the track and field team throwing the shot put.
- List of favorites: (movie) "Captain America: The Winter Soldier"; (TV show) "Supernatural"; (actor) Martin Lawrence; (music artist) Jay-Z; (school subject) criminal justice; (car) Mercedes S Class; (video game) NBA 2K; (food) dad's chicken parmesan; (book) "The Five People You Meet in Heaven" by Mitch Albom; and (pro sports team as a child) Philadelphia Eagles.
- Follow Jones on Twitter at @RiDQulous_98.
- Follow Jones on Instagram at @dqj_90.
- Born DaQuan Steven Jones on Dec. 27, 1991 in Johnson City, N.Y.

DaQUAN JONES' GAME-BY-GAME

2014 Tennessee Titans

| Date | Opp | W/L | P/S | Tot | Solo | Asst | Sk | - Yds | QB | TFL | Int | - Yds | -TD | PD | FF | FR | - Yds | SpT |
|---------|-------|-----|-----|-----|------|------|-----|-------|----|-----|-----|-------|-----|----|----|----|-------|-----|
| Sept 7 | @ KC | W | IA | | | | | | | | | | | | | | | |
| Sept 14 | Dal | L | IA | | | | | | | | | | | | | | | |
| Sept 21 | @ Cin | L | IA | | | | | | | | | | | | | | | |
| Sept 28 | @ Ind | L | p | 1 | 0 | 1 | 0.0 | 0.0 | 0 | 0 | 0 | 0 | 0 | 0 | 0 | 0 | 0 | 0 |
| Oct 5 | Cle | L | IA | | | | | | | | | | | | | | | |
| Oct 12 | Jax | W | DNP | | | | | | | | | | | | | | | |
| Oct 19 | @ Was | L | p | 1 | 0 | 1 | 0.0 | 0.0 | 0 | 0 | 0 | 0 | 0 | 0 | 0 | 0 | 0 | 0 |
| Oct 26 | Hou | L | IA | | | | | | | | | | | | | | | |
| Nov 9 | @ Bal | L | p | 0 | 0 | 0 | 0.0 | 0.0 | 0 | 0 | 0 | 0 | 0 | 0 | 0 | 0 | 0 | 0 |
| Nov 17 | Pit | L | IA | | | | | | | | | | | | | | | |
| Nov 23 | @ Phi | L | p | 2 | 1 | 1 | 0.0 | 0.0 | 0 | 1 | 0 | 0 | 0 | 0 | 0 | 0 | 0 | 0 |
| Nov 30 | @ Hou | L | IA | | | | | | | | | | | | | | | |
| Dec 7 | NYG | L | IA | | | | | | | | | | | | | | | |
| Dec 14 | NYJ | L | p | 1 | 1 | 0 | 0.0 | 0.0 | 1 | 0 | 0 | 0 | 0 | 0 | 0 | 0 | 0 | 0 |
| Dec 18 | @ Jax | L | p | 2 | 1 | 1 | 0.0 | 0.0 | 0 | 1 | 0 | 0 | 0 | 0 | 0 | 0 | 0 | 0 |
| Dec 28 | Ind | L | S | 6 | 4 | 2 | 1.0 | 1.0 | 2 | 0 | 0 | 0 | 0 | 0 | 1 | 0 | 0 | 0 |
| Totals | 2-14 | 7/1 | | 13 | 7 | 6 | 1.0 | 1.0 | 3 | 2 | 0 | 0 | 0 | 0 | 1 | 0 | 0 | 0 |

2015 Tennessee Titans

| Date | Opp | W/L | P/S | Tot | Solo | Asst | Sk | - Yds | QB | TFL | Int | - Yds | -TD | PD | FF | FR | - Yds | SpT |
|---------|-------|-------|-----|-----|------|------|-----|-------|----|-----|-----|-------|-----|----|----|----|-------|-----|
| Sept 13 | @ TB | W | S | 7 | 7 | 0 | 0.0 | 0.0 | 0 | 1 | 0 | 0 | 0 | 0 | 0 | 0 | 0 | 0 |
| Sept 20 | @ Cle | L | S | 2 | 2 | 0 | 0.0 | 0.0 | 1 | 0 | 0 | 0 | 0 | 0 | 0 | 0 | 0 | 0 |
| Sept 27 | Ind | L | S | 4 | 2 | 2 | 0.0 | 0.0 | 0 | 0 | 0 | 0 | 0 | 0 | 0 | 0 | 0 | 0 |
| Oct 11 | Buf | L | S | 3 | 1 | 2 | 0.0 | 0.0 | 2 | 0 | 0 | 0 | 0 | 0 | 0 | 0 | 0 | 0 |
| Oct 18 | Mia | L | S | 6 | 2 | 4 | 0.0 | 0.0 | 0 | 0 | 0 | 0 | 0 | 0 | 0 | 0 | 0 | 0 |
| Oct 25 | Atl | L | S | 4 | 2 | 2 | 0.0 | 0.0 | 0 | 0 | 0 | 0 | 0 | 0 | 0 | 0 | 0 | 0 |
| Nov 1 | @ Hou | L | S | 6 | 5 | 1 | 0.0 | 0.0 | 1 | 0 | 0 | 0 | 0 | 0 | 0 | 0 | 0 | 0 |
| Nov 8 | @ NO | W | S | 5 | 4 | 1 | 0.0 | 0.0 | 2 | 0 | 0 | 0 | 0 | 0 | 0 | 0 | 0 | 0 |
| Nov 15 | Car | L | S | 4 | 1 | 3 | 0.0 | 0.0 | 1 | 1 | 0 | 0 | 0 | 0 | 0 | 0 | 0 | 0 |
| Nov 19 | @ Jax | L | S | 3 | 3 | 0 | 0.0 | 0.0 | 2 | 0 | 0 | 0 | 0 | 0 | 0 | 0 | 0 | 0 |
| Nov 29 | Oak | L | S | 2 | 1 | 1 | 0.0 | 0.0 | 1 | 0 | 0 | 0 | 0 | 0 | 0 | 1 | 0 | 0 |
| Dec 6 | Jax | W | S | 3 | 1 | 2 | 0.0 | 0.0 | 1 | 0 | 0 | 0 | 0 | 0 | 0 | 0 | 0 | 0 |
| Dec 13 | @ NYJ | L | S | 3 | 3 | 0 | 0.0 | 0.0 | 2 | 0 | 0 | 0 | 0 | 0 | 0 | 0 | 0 | 0 |
| Dec 20 | @ NE | L | S | 5 | 4 | 1 | 0.0 | 0.0 | 1 | 0 | 0 | 0 | 0 | 0 | 0 | 0 | 0 | 0 |
| Dec 27 | Hou | L | S | 5 | 3 | 2 | 0.0 | 0.0 | 1 | 0 | 0 | 0 | 0 | 0 | 0 | 0 | 0 | 0 |
| Jan 3 | @ Ind | L | S | 5 | 4 | 1 | 0.0 | 0.0 | 0 | 0 | 0 | 0 | 0 | 0 | 0 | 0 | 0 | 0 |
| Totals | 3-13 | 16/16 | | 67 | 45 | 22 | 0.0 | 0.0 | 15 | 2 | 0 | 0 | 0 | 0 | 0 | 1 | 0 | 0 |

2016 Tennessee Titans

| Date | Opp | W/L | P/S | Tot | Solo | Asst | Sk | - Yds | QB | TFL | Int | - Yds | -TD | PD | FF | FR | - Yds | SpT |
|---------|-------|-------|-----|-----|------|------|-----|-------|----|-----|-----|-------|-----|----|----|----|-------|-----|
| Sept 11 | Min | L | S | 1 | 0 | 1 | 0.0 | 0.0 | 1 | 0 | 0 | 0 | 0 | 0 | 0 | 0 | 0 | 0 |
| Sept 18 | @ Det | W | S | 1 | 0 | 1 | 0.0 | 0.0 | 0 | 0 | 0 | 0 | 0 | 0 | 0 | 0 | 0 | 0 |
| Sept 25 | Oak | L | S | 1 | 0 | 1 | 0.0 | 0.0 | 0 | 0 | 0 | 0 | 0 | 0 | 0 | 0 | 0 | 0 |
| Oct 2 | @ Hou | L | S | 3 | 3 | 0 | 0.0 | 0.0 | 0 | 0 | 0 | 0 | 0 | 0 | 0 | 0 | 0 | 0 |
| Oct 9 | @ Mia | W | S | 1 | 1 | 0 | 0.0 | 0.0 | 0 | 1 | 0 | 0 | 0 | 0 | 0 | 0 | 0 | 0 |
| Oct 16 | Cle | W | S | 1 | 1 | 0 | 0.0 | 0.0 | 1 | 0 | 0 | 0 | 0 | 0 | 0 | 0 | 0 | 0 |
| Oct 23 | Ind | L | S | 3 | 2 | 1 | 0.0 | 0.0 | 0 | 0 | 0 | 0 | 0 | 0 | 0 | 0 | 0 | 0 |
| Oct 27 | Jax | W | S | 1 | 0 | 1 | 0.0 | 0.0 | 2 | 0 | 0 | 0 | 0 | 0 | 0 | 0 | 0 | 0 |
| Nov 6 | @ SD | L | S | 7 | 6 | 1 | 0.0 | 0.0 | 1 | 0 | 0 | 0 | 0 | 0 | 0 | 0 | 0 | 0 |
| Nov 13 | GB | W | S | 3 | 1 | 2 | 1.0 | 10.0 | 2 | 0 | 0 | 0 | 0 | 0 | 0 | 0 | 0 | 0 |
| Nov 20 | @ Ind | L | S | 0 | 0 | 0 | 0.0 | 0.0 | 0 | 0 | 0 | 0 | 0 | 0 | 0 | 0 | 0 | 0 |
| Nov 27 | @ Chi | W | S | 0 | 0 | 0 | 0.0 | 0.0 | 0 | 0 | 0 | 0 | 0 | 0 | 0 | 0 | 0 | 0 |
| Dec 11 | Den | W | S | 1 | 0 | 1 | 0.0 | 0.0 | 0 | 0 | 0 | 0 | 0 | 0 | 0 | 0 | 0 | 0 |
| Dec 18 | @ KC | W | S | 1 | 0 | 1 | 0.5 | 2.0 | 1 | 0 | 0 | 0 | 0 | 0 | 0 | 0 | 0 | 0 |
| Dec 24 | @ Jax | L | S | 4 | 3 | 1 | 0.0 | 0.0 | 0 | 0 | 0 | 0 | 0 | 0 | 0 | 0 | 0 | 0 |
| Jan 1 | Hou | W | S | 1 | 1 | 0 | 0.0 | 0.0 | 0 | 0 | 0 | 0 | 0 | 0 | 0 | 1 | 0 | 0 |
| Totals | 9-7 | 16/16 | | 29 | 18 | 11 | 1.5 | 12.0 | 8 | 1 | 0 | 0 | 0 | 0 | 0 | 1 | 0 | 0 |

2017 Tennessee Titans

| Date | Opp | W/L | P/S | Tot | Solo | Asst | Sk | - Yds | QB | TFL | Int | - Yds | -TD | PD | FF | FR | - Yds | SpT |
|---|-------|-------|-----|-----|------|------|-----|-------|----|-----|-----|-------|-----|----|----|----|-------|-----|
| Sept 10 | Oak | L | S | 4 | 1 | 3 | 0.0 | 0.0 | 0 | 0 | 0 | 0 | 0 | 0 | 0 | 0 | 0 | 0 |
| Sept 17 | @ Jax | W | S | 1 | 1 | 0 | 0.0 | 0.0 | 0 | 0 | 0 | 0 | 0 | 0 | 0 | 0 | 0 | 0 |
| Sept 24 | Sea | W | S | 1 | 0 | 1 | 0.0 | 0.0 | 0 | 0 | 0 | 0 | 0 | 0 | 0 | 0 | 0 | 0 |
| Oct 1 | @ Hou | L | S | 2 | 1 | 1 | 0.0 | 0.0 | 1 | 0 | 0 | 0 | 0 | 0 | 0 | 0 | 0 | 0 |
| Oct 8 | @ Mia | L | S | 6 | 6 | 0 | 0.0 | 0.0 | 0 | 0 | 0 | 0 | 0 | 0 | 0 | 0 | 0 | 0 |
| Oct 16 | Ind | W | S | 3 | 1 | 2 | 0.0 | 0.0 | 0 | 0 | 0 | 0 | 0 | 0 | 0 | 0 | 0 | 0 |
| Oct 22 | @ Cle | W | S | 6 | 5 | 1 | 0.0 | 0.0 | 2 | 0 | 0 | 0 | 0 | 0 | 0 | 0 | 0 | 0 |
| Nov 5 | Bal | W | S | 3 | 2 | 1 | 0.0 | 0.0 | 0 | 0 | 0 | 0 | 0 | 0 | 0 | 0 | 0 | 0 |
| Nov 12 | Cin | W | S | 0 | 0 | 0 | 0.0 | 0.0 | 0 | 0 | 0 | 0 | 0 | 0 | 0 | 0 | 0 | 0 |
| Nov 16 | @ Pit | L | S | 2 | 1 | 1 | 0.0 | 0.0 | 2 | 0 | 0 | 0 | 0 | 0 | 0 | 0 | 0 | 0 |
| Nov 26 | @ Ind | W | S | 5 | 4 | 1 | 2.0 | 9.0 | 3 | 1 | 0 | 0 | 0 | 0 | 0 | 0 | 0 | 0 |
| Dec 3 | Hou | W | S | 3 | 2 | 1 | 1.5 | 11.0 | 1 | 0 | 0 | 0 | 0 | 0 | 0 | 0 | 0 | 0 |
| Dec 10 | @ Ari | | | | | | | | | | | | | | | | | |
| Placed on injured reserve on Dec. 4, 2017 | | | | | | | | | | | | | | | | | | |
| Totals | 8-4 | 12/12 | | 36 | 24 | 12 | 3.5 | 20.0 | 9 | 1 | 0 | 0 | 0 | 0 | 0 | 0 | 0 | 0 |

2018 Tennessee Titans

| Date | Opp | W/L | P/S | Tot | Solo | Asst | Sk | - Yds | QB | TFL | Int | - Yds | -TD | PD | FF | FR | - Yds | SpT |
|---------|-------|-------|-----|-----|------|------|-----|-------|----|-----|-----|-------|-----|----|----|----|-------|-----|
| Sept 9 | @ Mia | L | S | 2 | 1 | 1 | 0.0 | 0.0 | 1 | 0 | 0 | 0 | 0 | 0 | 0 | 0 | 0 | 0 |
| Sept 16 | Hou | W | S | 2 | 1 | 1 | 0.0 | 0.0 | 2 | 0 | 0 | 0 | 0 | 0 | 0 | 0 | 0 | 0 |
| Sept 23 | @ Jax | W | S | 1 | 1 | 0 | 0.0 | 0.0 | 0 | 0 | 0 | 0 | 0 | 0 | 0 | 0 | 0 | 0 |
| Sept 30 | Phi | W | S | 2 | 2 | 0 | 0.0 | 0.0 | 3 | 0 | 0 | 0 | 0 | 0 | 0 | 0 | 0 | 0 |
| Oct 7 | @ Buf | L | S | 7 | 4 | 3 | 0.0 | 0.0 | 0 | 2 | 0 | 0 | 0 | 0 | 0 | 0 | 0 | 0 |
| Oct 14 | Bal | L | S | 3 | 3 | 0 | 0.0 | 0.0 | 1 | 1 | 0 | 0 | 0 | 1 | 0 | 0 | 0 | 0 |
| Oct 21 | @ LAC | L | S | 3 | 1 | 2 | 0.0 | 0.0 | 1 | 1 | 0 | 0 | 0 | 0 | 0 | 0 | 0 | 0 |
| Nov 5 | @ Dal | W | S | 1 | 0 | 1 | 0.0 | 0.0 | 1 | 0 | 0 | 0 | 0 | 0 | 0 | 0 | 0 | 0 |
| Nov 11 | NE | W | S | 2 | 1 | 1 | 0.0 | 0.0 | 0 | 0 | 0 | 0 | 0 | 0 | 0 | 0 | 0 | 0 |
| Nov 18 | @ Ind | L | S | 0 | 0 | 0 | 0.0 | 0.0 | 0 | 0 | 0 | 0 | 0 | 0 | 0 | 0 | 0 | 0 |
| Nov 26 | @ Hou | L | S | 3 | 0 | 3 | 0.0 | 0.0 | 1 | 0 | 0 | 0 | 0 | 0 | 0 | 0 | 0 | 0 |
| Dec 2 | NYJ | W | S | 3 | 1 | 2 | 0.0 | 0.0 | 0 | 0 | 0 | 0 | 0 | 0 | 0 | 0 | 0 | 0 |
| Dec 6 | Jax | W | S | 3 | 1 | 2 | 0.0 | 0.0 | 2 | 0 | 0 | 0 | 0 | 0 | 0 | 0 | 0 | 0 |
| Dec 16 | @ NYG | W | S | 2 | 0 | 2 | 0.0 | 0.0 | 1 | 0 | 0 | 0 | 0 | 0 | 0 | 0 | 0 | 0 |
| Dec 22 | Was | W | S | 3 | 1 | 2 | 0.0 | 0.0 | 0 | 0 | 0 | 0 | 0 | 0 | 0 | 0 | 0 | 0 |
| Dec 30 | Ind | L | S | 2 | 2 | 0 | 0.0 | 0.0 | 1 | 0 | 0 | 0 | 0 | 0 | 0 | 0 | 0 | 0 |
| Totals | 9-7 | 16/16 | | 39 | 19 | 20 | 0.0 | 0.0 | 14 | 4 | 0 | 0 | 0 | 0 | 1 | 0 | 0 | 0 |

2019 Tennessee Titans

| Date | Opp | W/L | P/S | Tot | Solo | Asst | Sk | - Yds | QB | TFL | Int | - Yds | -TD | PD | FF | FR | - Yds | SpT |
|---------|-------|-----|-------|-----|------|------|-----|-------|----|-----|-----|-------|-----|----|----|----|-------|-----|
| Sept 8 | @ Cle | W | S | 3 | 2 | 1 | 0.0 | 0.0 | 1 | 1 | 0 | 0 | 0 | 0 | 0 | 0 | 0 | 0 |
| Sept 15 | Ind | L | S | 6 | 5 | 1 | 0.0 | 0.0 | 0 | 0 | 0 | 0 | 0 | 0 | 0 | 0 | 0 | 0 |
| Sept 19 | @ Jax | L | S | 2 | 1 | 1 | 0.0 | 0.0 | 1 | 0 | 0 | 0 | 0 | 0 | 0 | 0 | 0 | 0 |
| Sept 29 | @ Atl | W | S | 1 | 0 | 1 | 0.0 | 0.0 | 4 | 0 | 0 | 0 | 0 | 0 | 0 | 0 | 0 | 0 |
| Oct 6 | Buf | L | S | 3 | 3 | 0 | 1.0 | 0.0 | 2 | 0 | 0 | 0 | 0 | 0 | 0 | 0 | 0 | 0 |
| Oct 13 | @ Den | L | S | 2 | 2 | 0 | 0.0 | 0.0 | 0 | 0 | 0 | 0 | 0 | 0 | 0 | 0 | 0 | 0 |
| Oct 20 | LAC | W | S | 3 | 2 | 1 | 0.0 | 0.0 | 4 | 0 | 0 | 0 | 0 | 0 | 0 | 0 | 0 | 0 |
| Oct 27 | TB | W | S | 4 | 3 | 1 | 0.0 | 0.0 | 0 | 0 | 0 | 0 | 0 | 1 | 0 | 0 | 0 | 0 |
| Nov 3 | @ Car | L | S | 6 | 3 | 3 | 0.0 | 0.0 | 1 | 0 | 0 | 0 | 0 | 1 | 0 | 0 | 0 | 0 |
| Nov 10 | KC | W | S | 3 | 2 | 1 | 0.0 | 0.0 | 1 | 0 | 0 | 0 | 0 | 0 | 0 | 0 | 0 | 0 |
| Nov 24 | Jax | W | S | 2 | 2 | 0 | 0.0 | 0.0 | 1 | 0 | 0 | 0 | 0 | 1 | 0 | 0 | 0 | 0 |
| Dec 1 | @ Ind | W | S | 3 | 2 | 1 | 0.0 | 0.0 | 2 | 0 | 0 | 0 | 0 | 0 | 0 | 0 | 0 | 0 |
| Dec 8 | @ Oak | W | S | 2 | 1 | 1 | 0.0 | 0.0 | 1 | 0 | 0 | 0 | 0 | 0 | 0 | 0 | 0 | 0 |
| Dec 15 | Hou | L | S | 5 | 4 | 1 | 0.0 | 0.0 | 1 | 0 | 0 | 0 | 0 | 0 | 0 | 0 | 0 | 0 |
| Dec 22 | NO | L | S | 3 | 1 | 2 | 0.0 | 0.0 | 1 | 0 | 0 | 0 | 0 | 0 | 0 | 0 | 0 | 0 |
| Dec 29 | @ Hou | W | S | 2 | 1 | 1 | 0.0 | 0.0 | 1 | 0 | 0 | 0 | 0 | 0 | 0 | 0 | 0 | 0 |
| Totals | | 9-7 | 16/16 | 50 | 34 | 16 | 1.0 | 0.0 | 21 | 1 | 0 | 0 | 0 | 3 | 0 | 0 | 0 | 0 |

DaQUAN JONES' NFL STATISTICS

REGULAR SEASON

| Year | Team | GP GS | | TACKLES | | | | | | | INTERCEPTIONS | | | | | FUMBLES | | | |
|-------------------|-----------|-----------|-----------|------------|------------|-----------|------------|-------------|-----------|-----------|---------------|----------|----------|----------|----------|----------|----------|----------|----------|
| | | | | Tot | Solo | Asst | Sk | Yds | QBP | TFL | No | Yds | Lg | TD | PD | FF | FR | Yds | SpT |
| 2014 | Tennessee | 7 | 1 | 13 | 7 | 6 | 1.0 | 1.0 | 3 | 2 | 0 | 0 | 0 | 0 | 0 | 1 | 0 | 0 | 0 |
| 2015 | Tennessee | 16 | 16 | 67 | 45 | 22 | 0.0 | 0.0 | 15 | 2 | 0 | 0 | 0 | 0 | 0 | 0 | 1 | 0 | 0 |
| 2016 | Tennessee | 16 | 16 | 29 | 18 | 11 | 1.5 | 12.0 | 8 | 1 | 0 | 0 | 0 | 0 | 0 | 0 | 1 | 0 | 0 |
| 2017 | Tennessee | 12 | 12 | 36 | 24 | 12 | 3.5 | 20.0 | 9 | 1 | 0 | 0 | 0 | 0 | 0 | 0 | 0 | 0 | 0 |
| 2018 | Tennessee | 16 | 16 | 39 | 19 | 20 | 0.0 | 0.0 | 14 | 4 | 0 | 0 | 0 | 0 | 1 | 0 | 0 | 0 | 0 |
| 2019 | Tennessee | 16 | 16 | 50 | 34 | 16 | 1.0 | 0.0 | 21 | 1 | 0 | 0 | 0 | 0 | 3 | 0 | 0 | 0 | 0 |
| NFL Totals | | 83 | 77 | 234 | 147 | 87 | 7.0 | 33.0 | 70 | 11 | 0 | 0 | 0 | 0 | 4 | 1 | 2 | 0 | 0 |

PLAYOFFS

| Year | Team | GP GS | | TACKLES | | | | | | | INTERCEPTIONS | | | | | FUMBLES | | | |
|-------------------|-----------|----------|----------|----------|----------|----------|------------|------------|----------|----------|---------------|----------|----------|----------|----------|----------|----------|----------|----------|
| | | | | Tot | Solo | Asst | Sk | Yds | QBP | TFL | No | Yds | Lg | TD | PD | FF | FR | Yds | SpT |
| 2017 | Tennessee | 0 | 0 | 0 | 0 | 0 | 0.0 | 0.0 | 0 | 0 | 0 | 0 | 0 | 0 | 0 | 0 | 0 | 0 | 0 |
| 2019 | Tennessee | 3 | 3 | 9 | 3 | 6 | 0.5 | 0.0 | 3 | 0 | 0 | 0 | 0 | 0 | 0 | 0 | 0 | 0 | 0 |
| NFL Totals | | 3 | 3 | 9 | 3 | 6 | 0.5 | 0.0 | 3 | 0 | 0 | 0 | 0 | 0 | 0 | 0 | 0 | 0 | 0 |

Single-Game Highs

Tackles - 7 (Three times, last at Buffalo 10/7/18)
 Sacks - 2 at Indianapolis (11/26/17)
 Quarterback Pressures - **4 (Twice, last vs. L.A. Chargers 10/20/19)**
 Forced Fumble - 1 vs. Indianapolis (12/28/14)
 Pass Defensed - **1 (Four times, last vs. Jacksonville 11/24/19)**
 Fumble Recovery - 1 (Twice, last vs. Houston 1/1/17)
 Touchdowns - 1 - fumble recovery in the end zone vs. Houston, (1/1/17)

Playoff Single-Game Highs

Tackles - **4 at Kansas City (1/19/20)**
 Sacks - **0.5 at Kansas City (1/19/20)**
 Quarterback Pressures - **2 at Baltimore (1/11/20)**



7 GREG JOSEPH

KICKER • 6'0" • 210 LBS • COLLEGE: FLORIDA ATLANTIC
ACQUIRED: FREE AGENT - 2019 • NFL EXPERIENCE (NFL/TITANS): 2/1
HOMETOWN: BOCA RATON, FLA.
GAMES PLAYED/GAMES STARTED: 16/0 (PLAYOFFS: 3/0)



PRO: A veteran kicker in his second NFL campaign, Greg Joseph joined the Titans prior to Week 16 of the 2019 regular season after Ryan Succop was placed on injured reserve. Joseph spent his rookie campaign with the Cleveland Browns (2018), where he converted 17 of 20 field goal attempts and 25 of 29 extra points. The 6-foot, 210-pounder has also spent time with the Miami Dolphins and Carolina Panthers during his career.

TITANS TIDBITS:

- Joseph was born in Johannesburg, South Africa and lived in the country until he was seven years old when his family moved to Florida.
- Joseph played for the same youth soccer club as United States men's national team forward Jozy Altidore. Altidore is four years older than Joseph so the two never played on the same team, but the two players reunited during the 2019 offseason when the U.S. national team visited Cleveland in late June.

CAREER TRANSACTIONS:

- The Johannesburg, South Africa native was originally signed by the Miami Dolphins as a rookie free agent on May 10, 2018.
- Waived by the Dolphins on Sept. 1, 2018.
- Signed by the Cleveland Browns on Sept. 17, 2018.
- Waived by the Browns on Aug. 31, 2019.
- Signed by the Carolina Panthers to their practice squad on Nov. 25, 2019.
- Signed by the Titans off the Panthers' practice squad on Dec. 18, 2019.

SEASON RECAPS:

2019 (2/0, 3/0 - Tennessee): Played in two games and connected on all nine extra point chances. Appeared in all three postseason contests and made good on his lone field goal and all nine extra point attempts. Spent three weeks on the Carolina Panthers' practice squad before joining the Titans active roster on Dec. 18.

- Against New Orleans (12/22), made his Titans debut and connected on all four extra point chances. Registered a special teams tackle on coverage units.
- At Houston (12/29), connected on all five extra point chances and collected six touchbacks on six kickoffs.
- At New England (1/4), made both of his extra point tries and posted three touchbacks on four kickoffs.
- At Baltimore (1/11), made good on all four extra point chances. Registered two touchbacks on five kickoffs.
- At Kansas City (1/19), connected on his lone field goal (30) and all three extra point attempts. Collected a special teams tackle on coverage units. Gave the Titans an early 3-0 lead with his first field goal with the Titans from 30 yards out.

2018 (14/0 - Cleveland): Played in 14 contests and set the Browns rookie records for points scored (76) and field goals (17). Converted 17 of 20 field goal attempts (85.0 percent) and 25 of 29 extra points (86.2 percent).

- Against N.Y. Jets (9/20), in 21-17 primetime victory, converted both field goal attempts (45, 27) and one extra point in his NFL debut.
- Against Baltimore (10/7), during a 12-9 overtime division win, made game-winning 37-yard field goal with two seconds remaining in overtime.
- Against Kansas City (11/4), made a career-long 51-yard field goal in first quarter.
- Against Cincinnati (12/23), completed the sweep of Bengals with 26-18 win by connecting on two field goals (37, 31). Set the record for most field goals by a Browns rookie in one season.
- At Baltimore (12/30), converted one of two field goal attempts (35) and all

three extra points, becoming Browns' all-time rookie leading scorer.

COLLEGE:

- Appeared in 50 games for Florida Atlantic as a four-year contributor.
- Connected on 57 of 82 career field goals and 165 of 170 extra point chances. Was a two-time All-Conference USA honorable mention selection (2016-17).
- Finished his career as the school's all-time leader in scoring (336), field goals (57) and extra points (165).
- As a senior (2017), played in all 14 games and made 15 of 21 field goals and 64 of 68 extra points. Named All-Conference USA honorable mention.
- As a junior (2016), played in all 12 games and connected on 10 of 14 field goals and 39 of 39 extra points. Selected All-Conference USA honorable mention.
- As a sophomore (2015), saw action in all 12 games and made 18 of 27 field goals and 28 of 28 extra points.
- As a redshirt freshman (2014), played in all 12 games and nailed 14 of 20 field goals and 34 of 35 point after attempts.
- Redshirted in 2013.
- Graduated with a degree in exercise science and health promotion from Florida Atlantic.

PERSONAL:

- Attended American Heritage School in Delray Beach, Fla.
- Played just one season of football. Also played soccer, earning all-county and all-state accolades.
- Follow Joseph on Instagram at @gregj711.
- Follow Joseph on Twitter at @greg_joseph1.
- Born Greg Joseph on Aug. 4, 1994 in Johannesburg, South Africa.

GREG JOSEPH'S GAME-BY-GAME

2018 Cleveland Browns

| | | | PAT | | FG | | | 1-19 | | 20-29 | | 30-39 | | 40-49 | | 50+ | | Kickoffs | | | | | | | |
|---------|-------|-----|-----|-----|----|-----|-------|------|-----|-------|-----|-------|-----|-------|-----|-----|-----|----------|-----|--------------|----|------|----|-------|------|
| Date | Opp | W/L | Ma | Att | Ma | Att | Pct | Ma | Att | Ma | Att | Ma | Att | Ma | Att | Ma | Att | LG | Pts | Kick-by-Kick | No | InEZ | TB | PctTB | |
| Sept 20 | NYJ | W | 1 | 1 | 2 | 2 | 100.0 | 0 | 0 | 1 | 1 | 0 | 0 | 1 | 1 | 0 | 0 | 45 | 7 | 45, 27 | 5 | 4 | 3 | 60.0 | |
| Sept 30 | @ Oak | L | 2 | 2 | 2 | 2 | 100.0 | 0 | 0 | 2 | 2 | 0 | 0 | 0 | 0 | 0 | 0 | 28 | 8 | 25, 28 | 9 | 9 | 9 | 100.0 | |
| Oct 7 | Bal | W | 0 | 1 | 2 | 3 | 66.7 | 0 | 0 | 0 | 0 | 2 | 2 | 0 | 0 | 0 | 1 | 37 | 6 | 35, 55wl, 37 | 3 | 3 | 3 | 100.0 | |
| Oct 14 | LAC | L | 0 | 0 | 2 | 2 | 100.0 | 0 | 0 | 1 | 1 | 1 | 1 | 0 | 0 | 0 | 0 | 33 | 6 | 33, 28 | 3 | 2 | 1 | 33.3 | |
| Oct 21 | @ TB | L | 3 | 3 | 0 | 0 | 0.0 | 0 | 0 | 0 | 0 | 0 | 0 | 0 | 0 | 0 | 0 | 0 | 3 | | 4 | 4 | 4 | 100.0 | |
| Oct 28 | @ Pit | L | 0 | 1 | 2 | 3 | 66.7 | 0 | 0 | 0 | 0 | 1 | 1 | 1 | 2 | 0 | 0 | 45 | 6 | 34, 45, 41wr | 5 | 3 | 3 | 60.0 | |
| Nov 4 | KC | L | 0 | 0 | 1 | 1 | 100.0 | 0 | 0 | 0 | 0 | 0 | 0 | 0 | 0 | 1 | 1 | 51 | 3 | 51 | 5 | 3 | 3 | 60.0 | |
| Nov 11 | Atl | W | 4 | 4 | 0 | 0 | 0.0 | 0 | 0 | 0 | 0 | 0 | 0 | 0 | 0 | 0 | 0 | 0 | 4 | | 5 | 4 | 3 | 60.0 | |
| Nov 25 | @ Cin | W | 5 | 5 | 0 | 0 | 0.0 | 0 | 0 | 0 | 0 | 0 | 0 | 0 | 0 | 0 | 0 | 0 | 5 | | 6 | 4 | 4 | 66.7 | |
| Dec 2 | @ Hou | L | 1 | 1 | 0 | 0 | 0.0 | 0 | 0 | 0 | 0 | 0 | 0 | 0 | 0 | 0 | 0 | 0 | 1 | | 3 | 2 | 1 | 50.0 | |
| Dec 9 | Car | W | 2 | 3 | 2 | 2 | 100.0 | 0 | 0 | 0 | 0 | 0 | 0 | 2 | 2 | 0 | 0 | 49 | 8 | 49, 41 | 6 | 5 | 4 | 66.7 | |
| Dec 15 | @ Den | W | 2 | 2 | 1 | 1 | 100.0 | 0 | 0 | 0 | 0 | 0 | 0 | 1 | 1 | 0 | 0 | 40 | 5 | 40 | 4 | 4 | 3 | 75.0 | |
| Dec 23 | Cin | W | 2 | 3 | 2 | 2 | 100.0 | 0 | 0 | 0 | 0 | 2 | 2 | 0 | 0 | 0 | 0 | 37 | 8 | 37, 31 | 6 | 5 | 3 | 50.0 | |
| Dec 30 | @ Bal | L | 3 | 3 | 1 | 2 | 50.0 | 0 | 0 | 0 | 0 | 1 | 1 | 0 | 1 | 0 | 0 | 35 | 6 | 46wl, 35 | 5 | 3 | 3 | 60.0 | |
| Totals | | | 7-7 | 25 | 29 | 17 | 20 | 85.0 | 0 | 0 | 4 | 4 | 7 | 7 | 5 | 7 | 1 | 2 | 51 | 76 | | 69 | 55 | 47 | 69.1 |

2019 Tennessee Titans

| Date | Opp | W/L | PAT | | FG | | | 1-19 | | 20-29 | | 30-39 | | 40-49 | | 50+ | | Kickoffs | | | |
|-----------------|-------|------------|----------|----------|----------|----------|--------------|----------|----------|----------|----------|----------|----------|----------|----------|----------|----------|-----------|----------|----------|-------------|
| | | | Ma | Att | Ma | Att | Pct | Ma | Att | Ma | Att | Ma | Att | Ma | Att | Ma | Att | No | InEZ | TB | PctTB |
| Dec 22 | NO | L | 4 | 4 | 0 | 0 | - | 0 | 0 | 0 | 0 | 0 | 0 | 0 | 0 | 0 | 0 | 5 | 0 | 0 | 0.0 |
| Dec 29 | @ Hou | W | 5 | 5 | 0 | 0 | - | 0 | 0 | 0 | 0 | 0 | 0 | 0 | 0 | 0 | 0 | 6 | 6 | 6 | 100.0 |
| Totals | | 1-1 | 9 | 9 | 0 | 0 | - | 0 | 0 | 0 | 0 | 0 | 0 | 0 | 0 | 0 | 0 | 11 | 6 | 6 | 54.5 |
| Playoffs | | | | | | | | | | | | | | | | | | | | | |
| Jan 4 | @ NE | W | 2 | 2 | 0 | 0 | - | 0 | 0 | 0 | 0 | 0 | 0 | 0 | 0 | 0 | 0 | 4 | 3 | 3 | 75.0 |
| Jan 11 | @ Bal | W | 4 | 4 | 0 | 0 | - | 0 | 0 | 0 | 0 | 0 | 0 | 0 | 0 | 0 | 0 | 5 | 3 | 2 | 40.0 |
| Jan 19 | @ KC | L | 3 | 3 | 1 | 1 | 100.0 | 0 | 0 | 0 | 0 | 1 | 1 | 0 | 0 | 0 | 0 | 30 | 6 | 1 | 0.0 |
| Totals | | 2-1 | 9 | 9 | 1 | 1 | 100.0 | 0 | 0 | 0 | 0 | 1 | 1 | 0 | 0 | 0 | 0 | 14 | 7 | 5 | 35.7 |

GREG JOSEPH'S NFL STATISTICS

| REGULAR SEASON | | | PAT | | FG | | | 1-19 | | 20-29 | | 30-39 | | 40-49 | | 50+ | | Kickoffs | | | | | |
|----------------|-----------|----|-----|-----|----|-----|------|------|-----|-------|-----|-------|-----|-------|-----|-----|-----|----------|-----|----|------|------|-------|
| Date | Team | GP | Ma | Att | Ma | Att | Pct | Ma | Att | Ma | Att | Ma | Att | Ma | Att | Ma | Att | LG | Pts | No | InEZ | TB | PctTB |
| 2018 | Cleveland | 14 | 25 | 29 | 17 | 20 | 85.0 | 0 | 0 | 4 | 4 | 7 | 7 | 5 | 7 | 1 | 2 | 51 | 76 | 69 | 55 | 47 | 69.1 |
| 2019 | Tennessee | 2 | 9 | 9 | 0 | 0 | - | 0 | 0 | 0 | 0 | 0 | 0 | 0 | 0 | 0 | 0 | 9 | 11 | 6 | 6 | 54.5 | |
| NFL Totals | | 16 | 34 | 38 | 17 | 20 | 85.0 | 0 | 0 | 4 | 4 | 7 | 7 | 5 | 7 | 1 | 2 | 51 | 85 | 80 | 61 | 53 | 66.3 |

| PLAYOFFS | | | PAT | | FG | | | 1-19 | | 20-29 | | 30-39 | | 40-49 | | 50+ | | Kickoffs | | | | | |
|----------------|-----------|----|-----|-----|----|-----|-------|------|-----|-------|-----|-------|-----|-------|-----|-----|-----|----------|-----|----|------|----|-------|
| Date | Team | GP | Ma | Att | Ma | Att | Pct | Ma | Att | Ma | Att | Ma | Att | Ma | Att | Ma | Att | LG | Pts | No | InEZ | TB | PctTB |
| 2019 | Tennessee | 3 | 9 | 9 | 1 | 1 | 100.0 | 0 | 0 | 0 | 0 | 1 | 1 | 0 | 0 | 0 | 0 | 30 | 12 | 14 | 7 | 5 | 35.7 |
| Playoff Totals | | 3 | 9 | 9 | 1 | 1 | 100.0 | 0 | 0 | 0 | 0 | 1 | 1 | 0 | 0 | 0 | 0 | 30 | 12 | 14 | 7 | 5 | 35.7 |

Single-Game Highs

Field Goals Made - 2 (Seven times, last vs. Cincinnati 12/23/18)
 Field Goal Attempts - 3 vs. Baltimore (10/7/18)
 Longest Field Goal - 51 vs. Kansas City (11/4/18)
 PATs Made - 5 (Twice, last at Houston 12/29/19)
 PATs Attempted - 5 (Twice, last at Houston 12/29/19)
 Points - 8 (Three times, last vs. Cincinnati 12/23/18)
 Consecutive Field Goals Made - 6 (11/4/18-12/23/18)
 Touchbacks - 9 at Oakland (9/30/18)

Additional Career Statistics

Special Teams Tackles - 1 (2018), 1 (2019)

Playoff Single-Game Highs

Field Goals Made - 1 at Kansas City (1/19/20)
 Field Goals Attempts - 1 at Kansas City (1/19/20)
 Longest Field Goal - 30 at Kansas City (1/19/20)
 PATs Made - 4 at Baltimore (1/11/20)
 PATs Attempted - 4 at Baltimore (1/11/20)
 Points - 6 at Kansas City (1/19/20)
 Special Teams Tackles - 1 at Kansas City (1/19/20)

Additional Playoff Statistics

Special Teams Tackles - 1 (2019)

Game-Winning Field Goals*

10/7/18 vs. Baltimore (37 yards, OT)

* A game-winning field goal is defined as one that was the final score of the game and gave the kicker's team the lead at any time in the fourth quarter or overtime.



46 JOSHUA KALU

DEFENSIVE BACK • 6'0" • 203 LBS • COLLEGE: NEBRASKA

ACQUIRED: FREE AGENT - 2018 • NFL EXPERIENCE (NFL/TITANS): 1/1

HOMETOWN: HOUSTON, TEXAS

GAMES PLAYED/GAMES STARTED: 13/0 (PLAYOFFS: 3/0)



PRO: The Titans originally signed Joshua Kalu as a rookie free agent following the 2018 NFL Draft. The 6-foot, 203-pounder is a versatile defensive back that can line up at safety or cornerback in the secondary. The University of Nebraska product spent the first 12 weeks of the 2018 season on the Titans' practice squad before being signed to the active roster on Dec. 1, 2018. In four seasons with the Cornhuskers, Kalu saw action in 48 games and notched 27 passes defended, including seven interceptions.

CAREER HIGHLIGHTS:

- In 2018, made his NFL debut and appeared in five games during his rookie season.

TITANS TIDBITS:

- Kalu was heavily involved in the Lincoln community while at Nebraska. He was named to the Brook Berringer Citizenship Team and the Tom Osborne Citizenship Team as a sophomore, junior and senior.

CAREER TRANSACTIONS:

- The Houston, Texas, native was signed by the Titans as an undrafted free agent on May 11, 2018.
- Waived by the Titans on Aug. 12, 2018.
- Signed by the Titans as a free agent on Aug. 20, 2018.
- Waived by the Titans by Sept. 1, 2018 and signed to the team's practice squad a day later.
- Signed by the Titans to their active roster from the practice squad on Dec. 1, 2018.

SEASON RECAPS:

2019 (8/0, 3/0): Saw action in eight games as a reserve and posted two tackles, three special teams stops and a blocked field goal. Placed on injured reserve on Sept. 2, 2019 where he spent the first eight weeks of the season. Activated from injured reserve/designated to return on Nov. 2, 2019. Played in all three postseason contests and collected a special teams fumble recovery. Tied for the team lead in passes defended once in 2019 (at HOU). Tied for the team lead in special teams tackles once in 2019 (at OAK).

- At Carolina (11/3), made his season debut as a reserve on special teams and collected a tackle on coverage units.
- Against Kansas City (11/10), played as a reserve on special teams. Secured the victory by coming off the edge and blocking Harrison Butker's potential game-tying 52-yard field goal as time expired.
- Against Jacksonville (11/24), saw action as a reserve at cornerback in the fourth quarter and notched two tackles.
- At Indianapolis (12/1), played as a reserve on special teams.
- At Oakland (12/8), saw action as a reserve on special teams and tied for the team lead with a special teams tackle on coverage units.
- Against Houston (12/15), played as a reserve on special teams.
- Against New Orleans (12/22), saw action as a reserve on special teams and registered a tackle on coverage units.
- At Houston (12/29), played as a reserve on special teams and limited snaps late in the game at safety. Broke up a pass intended for Steven Mitchell Jr. late in the fourth quarter.
- At New England (1/4), made his postseason debut as a reserve on special teams and sealed the victory with a special teams fumble recovery on the Patriots' last-ditch kickoff return to end the game.
- At Baltimore (1/11), saw action as a reserve on special teams.
- At Kansas City (1/19), played as a reserve on special teams.

2018 (5/0): Played in five contests as a rookie and collected four special teams tackles on coverage units. Spent the first 11 games of the season on the team's practice squad before being elevated to the active roster. Tied for the team lead in special teams tackles once in 2018 (vs. IND). Saw action in his first career NFL game against N.Y. Jets (12/2/18).

- Against N.Y. Jets (12/2), made his NFL debut as a reserve on special teams.
- Against Jacksonville (12/6), played as a reserve on special teams and notched a tackle on coverage units.
- At N.Y. Giants (12/16), saw action as a reserve on special teams and collected two tackles on coverage units.
- Against Indianapolis (12/30), saw action as a reserve on special teams and tied for the team lead with a tackle on coverage units.

COLLEGE:

- Played in 48 games with 37 starts at cornerback and safety over four seasons at Nebraska. Totaled 215 tackles, two sacks, 27 passes defended, seven interceptions for 78 yards and a score, three forced fumbles and one fumble recovery. His 27 passes defended rank tied for seventh in Cornhusker history and his 215 career tackles rank fifth all-time among Nebraska defensive backs and among the top 30 overall tacklers in Cornhusker history.
- As a senior (2017), started nine games at safety while missing three contests due to injury. Finished with 47 tackles which was fifth-best on the team and also recorded two interceptions for 32 yards, six passes defended and one forced fumble. Named to the Academic All-Big Ten list.
- As a junior (2016), started all 13 games at cornerback and totaled 66 tackles, three tackles for loss, a sack, a team-leading 11 passes defended and one interception.
- As a sophomore (2015), started all 13 games at cornerback and nickel back and tallied 75 tackles, five tackles for loss, a sack, a team-leading seven passes defended and added three interceptions for 41 yards and a touchdown. Earned Honorable-Mention All-Big Ten accolades by the conference's coaches.
- As a freshman (2014), appeared in all 13 games with two starts and posted 27 tackles, three passes defended, one interception and two forced fumbles.
- Graduated from Nebraska with a degree in child, youth and family studies in 2017.

PERSONAL:

- Attended Alief Taylor (Texas) High School and earned Houston Chronicle All-Greater Houston first-team honors as a senior. Helped Alief Taylor to the second round of the Class 5A Division 1 state playoffs in 2013.
- Also participated in track and basketball.
- Son of Elekwachi and Prisca Kalu.
- Follow Kalu on Twitter and Instagram at @BluesKalus.
- Born Joshua Elekwachi Kalu on Aug. 28, 1995 in Houston, Texas.

JOSHUA KALU'S DEFENSIVE GAME-BY-GAME

2018 Tennessee Titans

| Date | Opp | W/L | P/S | Tot | Solo | Asst | Sk | - Yds | QBP | TFL | Int - Yds | -TD | PD | FF | FR - Yds | SpT |
|---------|-------|-----|-----|-----|------|------|-----|-------|-----|-----|-----------|-----|----|----|----------|-----|
| Sept 9 | @ Mia | L | PS | | | | | | | | | | | | | |
| Sept 16 | Hou | W | PS | | | | | | | | | | | | | |
| Sept 23 | @ Jax | W | PS | | | | | | | | | | | | | |
| Sept 30 | Phi | W | PS | | | | | | | | | | | | | |
| Oct 7 | @ Buf | L | PS | | | | | | | | | | | | | |
| Oct 14 | Bal | L | PS | | | | | | | | | | | | | |
| Oct 21 | @ LAC | L | PS | | | | | | | | | | | | | |
| Nov 5 | @ Dal | W | PS | | | | | | | | | | | | | |
| Nov 11 | NE | W | PS | | | | | | | | | | | | | |
| Nov 18 | @ Ind | L | PS | | | | | | | | | | | | | |
| Nov 26 | @ Hou | L | PS | | | | | | | | | | | | | |
| Dec 2 | NYJ | W | p | 0 | 0 | 0 | 0.0 | 0.0 | 0 | 0 | 0 | 0 | 0 | 0 | 0 | 0 |
| Dec 6 | Jax | W | p | 0 | 0 | 0 | 0.0 | 0.0 | 0 | 0 | 0 | 0 | 0 | 0 | 0 | 1 |
| Dec 16 | @ NYG | W | p | 0 | 0 | 0 | 0.0 | 0.0 | 0 | 0 | 0 | 0 | 0 | 0 | 0 | 2 |
| Dec 22 | Was | W | p | 0 | 0 | 0 | 0.0 | 0.0 | 0 | 0 | 0 | 0 | 0 | 0 | 0 | 0 |
| Dec 30 | Ind | L | p | 0 | 0 | 0 | 0.0 | 0.0 | 0 | 0 | 0 | 0 | 0 | 0 | 0 | 1 |
| Totals | | | 9-7 | 5/0 | 0 | 0 | 0 | 0.0 | 0.0 | 0 | 0 | 0 | 0 | 0 | 0 | 4 |

2019 Tennessee Titans

| Date | Opp | W/L | P/S | Tot | Solo | Asst | Sk | - Yds | QBP | TFL | Int - Yds | -TD | PD | FF | FR - Yds | SpT |
|----------|-------|-----|-----|-----|------|------|-----|-------|-----|-----|-----------|-----|----|----|----------|-----|
| Sept 8 | @ Cle | W | IR | | | | | | | | | | | | | |
| Sept 15 | Ind | L | IR | | | | | | | | | | | | | |
| Sept 19 | @ Jax | L | IR | | | | | | | | | | | | | |
| Sept 29 | @ Atl | W | IR | | | | | | | | | | | | | |
| Oct 6 | Buf | L | IR | | | | | | | | | | | | | |
| Oct 13 | @ Den | L | IR | | | | | | | | | | | | | |
| Oct 20 | LAC | W | IR | | | | | | | | | | | | | |
| Oct 27 | TB | W | IR | | | | | | | | | | | | | |
| Nov 3 | @ Car | L | p | 0 | 0 | 0 | 0.0 | 0.0 | 0 | 0 | 0 | 0 | 0 | 0 | 0 | 1 |
| Nov 10 | KC | W | p | 0 | 0 | 0 | 0.0 | 0.0 | 0 | 0 | 0 | 0 | 0 | 0 | 0 | 0 |
| Nov 24 | Jax | W | p | 2 | 2 | 0 | 0.0 | 0.0 | 0 | 0 | 0 | 0 | 0 | 0 | 0 | 0 |
| Dec 1 | @ Ind | W | p | 0 | 0 | 0 | 0.0 | 0.0 | 0 | 0 | 0 | 0 | 0 | 0 | 0 | 0 |
| Dec 8 | @ Oak | W | p | 0 | 0 | 0 | 0.0 | 0.0 | 0 | 0 | 0 | 0 | 0 | 0 | 0 | 1 |
| Dec 15 | Hou | L | p | 0 | 0 | 0 | 0.0 | 0.0 | 0 | 0 | 0 | 0 | 0 | 0 | 0 | 0 |
| Dec 22 | NO | L | p | 0 | 0 | 0 | 0.0 | 0.0 | 0 | 0 | 0 | 0 | 0 | 0 | 0 | 1 |
| Dec 29 | @ Hou | W | p | 0 | 0 | 0 | 0.0 | 0.0 | 0 | 0 | 0 | 0 | 1 | 0 | 0 | 0 |
| Totals | | | 9-7 | 8/0 | 2 | 2 | 0 | 0.0 | 0.0 | 0 | 0 | 0 | 0 | 0 | 1 | 0 |
| Playoffs | | | | | | | | | | | | | | | | |
| Jan 4 | @ NE | W | p | 0 | 0 | 0 | 0.0 | 0.0 | 0 | 0 | 0 | 0 | 0 | 0 | 0 | 0 |
| Jan 11 | @ Bal | W | p | 0 | 0 | 0 | 0.0 | 0.0 | 0 | 0 | 0 | 0 | 0 | 0 | 0 | 0 |
| Jan 19 | @ KC | L | p | 0 | 0 | 0 | 0.0 | 0.0 | 0 | 0 | 0 | 0 | 0 | 0 | 0 | 0 |
| Totals | | | 2-1 | 3/0 | 0 | 0 | 0 | 0.0 | 0.0 | 0 | 0 | 0 | 0 | 0 | 0 | 0 |

JOSHUA KALU'S NFL STATISTICS

REGULAR SEASON

| Year | Team | GP | GS | TACKLES | | | | | | | INTERCEPTIONS | | | | | FUMBLES | | | |
|------------|-----------|----|----|---------|------|------|-----|-----|-----|-----|---------------|-----|----|----|----|---------|----|-----|-----|
| | | | | Tot | Solo | Asst | Sk | Yds | QBP | TFL | No | Yds | Lg | TD | PD | FF | FR | Yds | SpT |
| 2018 | Tennessee | 5 | 0 | 0 | 0 | 0 | 0.0 | 0.0 | 0 | 0 | 0 | 0 | 0 | 0 | 0 | 0 | 0 | 0 | 4 |
| 2019 | Tennessee | 8 | 0 | 2 | 2 | 0 | 0.0 | 0.0 | 0 | 0 | 0 | 0 | 0 | 1 | 1 | 0 | 0 | 0 | 3 |
| NFL Totals | | 13 | 0 | 2 | 2 | 0 | 0.0 | 0.0 | 0 | 0 | 0 | 0 | 0 | 1 | 1 | 0 | 0 | 0 | 7 |

PLAYOFFS

| Year | Team | GP | GS | TACKLES | | | | | | | INTERCEPTIONS | | | | | FUMBLES | | | |
|------------|-----------|----|----|---------|------|------|-----|-----|-----|-----|---------------|-----|----|----|----|---------|----|-----|-----|
| | | | | Tot | Solo | Asst | Sk | Yds | QBP | TFL | No | Yds | Lg | TD | PD | FF | FR | Yds | SpT |
| 2019 | Tennessee | 3 | 0 | 0 | 0 | 0 | 0.0 | 0.0 | 0 | 0 | 0 | 0 | 0 | 0 | 0 | 0 | 0 | 0 | 0 |
| NFL Totals | | 3 | 0 | 0 | 0 | 0 | 0.0 | 0.0 | 0 | 0 | 0 | 0 | 0 | 0 | 0 | 0 | 0 | 0 | 0 |

Single-Game Highs

Tackles - **2 vs. Jacksonville (11/24/19)**

Passes Defensed - **1 at Houston (12/29/19)**


Special Teams Tackles - 2 at N.Y. Giants (12/16/18)

Additional Statistics

Blocked Field Goal - **1 vs. Kansas City (11/10/19)**

Additional Playoff Statistics

Special Teams Fumble Recovery - **1 at New England (1/4/20)**



71 DENNIS KELLY

GUARD/TACKLE • 6'8" • 321 LBS • COLLEGE: PURDUE

ACQUIRED: TRADE (PHI) - 2016 • NFL EXPERIENCE (NFL/TITANS): 8/4

HOMETOWN: CHICAGO HEIGHTS, ILL.

GAMES PLAYED/GAMES STARTED: 88/31 (PLAYOFFS: 5/0)



PRO: The Titans acquired Dennis Kelly in a trade with the Philadelphia Eagles in 2016. The 6-foot-8-inch, 321-pounder provides quality experience and depth along the offensive front, having logged starts at right tackle, right guard, left guard and tight end during his NFL career. In his first three seasons in Nashville, he appeared in all 43 games with 12 starts. The 2012 fifth-round pick spent his first four NFL campaigns as a member of the Philadelphia Eagles and appeared in 30 games with 15 starts from 2012-15.

CAREER HIGHLIGHTS:

- In 2018, Kelly saw action in 11 games and logged five starts at right tackle.
- In 2016, Kelly appeared in all 16 games for the first time in his career and recorded six starts in his first campaign in Tennessee.
- In 2012, he started 10 games as a rookie—three starts at right guard and seven starts at right tackle.

TITANS TIDBITS:

- Kelly went back to school during the 2014 offseason to earn his degree in organizational leadership from Purdue.
- In May 2019, Kelly received his MBA from the Kelley School of Business at Indiana University.
- Kelly is an avid professional wrestling fan that does not let the opportunity pass him by whenever a live WWE show is in town. He lists the Undertaker as the one person in the world he would like to have dinner with.
- Kelly's brother, Tim, played football at Eastern Illinois and is currently the offensive coordinator for the Houston Texans.
- Kelly's favorite football player growing up was former Titans great Jevon Kearse.
- Kelly claims that the biggest influence on his life and career has been his entire family. "We're a Southside [Chicago] Irish family, so we share a really tight bond and they've inspired me to get to where I am today."

CAREER TRANSACTIONS:

- A native of Chicago Heights, Ill., Kelly was originally selected by the Philadelphia Eagles in the fifth round (153rd overall) of the 2012 NFL Draft.
- Traded by the Eagles to the Titans in exchange for wide receiver Dorial Green-Beckham on Aug. 16, 2016.

SEASON RECAPS:

2019 (15/4, 3/0 - Tennessee): Saw action in 15 games with four starts at right tackle and helped Derrick Henry lead the NFL with 1,540 rushing yards. Collected his first career touchdown, a one-yard catch, against Jacksonville (11/24/19). Played as a reserve in all three postseason contests and notched a one-yard touchdown reception at Kansas City (1/19/20).

- At Cleveland (9/8), started at left tackle and opened holes for Titans' ball carriers to gain 123 yards on the ground.
- Against Indianapolis (9/15), started at left tackle. Recovered a Marcus Mariota fumble in the second quarter.
- At Jacksonville (9/19), started at left tackle.
- At Atlanta (9/29), started at left tackle and was a part of an offensive front that did not allow a sack on 27 pass attempts, while opening holes for Titans' ball carriers to gain 138 yards on the ground.
- Against Buffalo (10/6), played as a reserve on special teams and as an extra tight end.
- At Denver (10/13), dressed but did not play.
- Against L.A. Chargers (10/20), entered the game as a reserve at right

tackle in the first quarter and helped the offense amass 403 total yards.

- Against Tampa Bay (10/27), saw action on special teams and limited snaps at left guard.
- At Carolina (11/3), played as a reserve on special teams.
- Against Kansas City (11/10), saw action as a reserve as an extra tight end and on special teams.
- Against Jacksonville (11/24), saw action as a reserve at left tackle and as an extra tight end where he hauled in a one-yard touchdown. Extended the Titans' lead to 14-3 with a one-yard touchdown catch early in the third quarter.
- At Indianapolis (12/1), played as a reserve on special teams and saw limited snaps as a reserve at left tackle.
- At Oakland (12/8), saw action as a reserve on special teams.
- Against Houston (12/15), played as a reserve on special teams.
- Against New Orleans (12/22), saw action as a reserve on special teams.
- At Houston (12/29), played as a reserve on special teams.
- At New England (1/4), saw action as a reserve on special teams.
- At Baltimore (1/11), played as a reserve as an extra tight end and on special teams.
- At Kansas City (1/19), saw action as an extra tackle and hauled in a goalline touchdown reception. Increased the Titans lead to 17-7 with a one-yard touchdown grab in the second stanza. Became the first offensive lineman to catch a touchdown pass in the NFL postseason since the 2014 playoffs.

2018 (11/5 - Tennessee): Played in 11 games with five starts at right tackle. Was inactive for four games and did not play in another contest.

- At Miami (9/9), started at right tackle and was a member of an offensive front that did not allow a sack on 38 pass attempts.
- At Los Angeles Chargers in London (10/21), entered the game at right guard late in the fourth quarter after Josh Kline suffered an injury.
- At Dallas (11/5), saw action at right tackle at the beginning of the second half after Jack Conklin left the remainder of the game with an injury.
- Against New England (11/11), started at right tackle and was a part of an offensive front that opened holes for Titans' rushers to gain 150 yards on the ground.
- Against Jacksonville (12/6), played as a reserve at both right tackle and left tackle in the contest.
- At N.Y. Giants (12/16), started at right tackle and helped block for Titans' rushers to amass 215 yards, including a 170-yard performance by Derrick Henry.
- Against Indianapolis (12/30), started at right tackle and was a member of an offensive front that did not allow a sack on 29 pass attempts.

2017 (16/1, 2/0 - Tennessee): Played in all 16 games with one start as an extra tight end. Saw action as a reserve in his first two career postseason contests.

- At Jacksonville (9/17), played as a reserve as an extra tight end and helped open holes for a rushing attack that amassed 179 yards on 36 carries (5.0 avg.).
- At Houston (10/1), started as an extra tight end as the team opened the game in a jumbo package.
- At Miami (10/8), saw significant action at left tackle after Taylor Lewan left the game in the second quarter with an injury.
- Against Cincinnati (11/12), saw action as a reserve as an extra tight end and helped open holes for Titans' rushers to gain 180 yards on the ground.
- At Arizona (12/10), saw significant action as a reserve at left tackle after Taylor Lewan left the game in the second quarter with an injury.
- Against Jacksonville (12/31), saw action as a reserve as an extra tight

end and for a series at left tackle when Taylor Lewan left the game briefly with an injury.

- At Kansas City (1/6), played limited snaps as a reserve on special teams in his first career postseason game.
- At New England (1/13), saw significant action at right tackle after Jack Conklin left the game in the first quarter with an injury.

2016 (16/6 - Tennessee): Played in all 16 games with six starts as an extra tight end in his first season with the Titans. Helped open holes for the NFL's third-ranked rushing attack which averaged 136.7 rush yards per game.

- At Houston (10/2), saw limited action as a reserve at right tackle when Jack Conklin left the game briefly with an injury.
- Against Cleveland (10/16), made his first Titans start as an extra tight end.
- Against Indianapolis (10/23), started as an extra tight end and saw 11 snaps in that role.
- Against Jacksonville (10/27), played as a reserve as an extra tackle and helped open holes for Titans' ball carriers to accumulate 214 yards on the ground.
- Against Green Bay (11/13), entered the game at left tackle early in the first quarter after Taylor Lewan was disqualified for contacting an official. Blocked for an offense that amassed 446 total yards and six touchdowns in a 47-25 victory against the Packers.
- At Indianapolis (11/20), started as an extra tight end. Played left tackle in the fourth quarter after Taylor Lewan left the game with an injury.
- At Chicago (11/27), started as an extra tight end and helped block for Titans' ball carriers to gain 149 yards on the ground.
- Against Denver (12/11), saw action as a reserve as an extra tight end and helped open holes for Titans' rushers to amass 180 rushing yards on 42 carries in a 13-10 victory over the Broncos.
- At Kansas City (12/18), played as a reserve as an extra tight end and helped pave the way for Titans' ball carriers to gain 148 yards on the ground.

2015 (14/2 - Philadelphia): Appeared in a career-high 14 games with two starts at right tackle.

2014 (3/3 - Philadelphia): Started three games for the Eagles, two at left guard and one at right guard. Was inactive for 13 contests.

- At Indianapolis (9/15), started at left guard for the first time in his career, filling in for an injured Evan Mathis

2013 (0/0 - Philadelphia): Was inactive for all 16 contests.

2012 (13/10 - Philadelphia): Played in 13 games with 10 starts as a rookie. Made three starts at right guard and seven starts at right tackle. Did not play in three contests.

- Against Atlanta (10/28), made his first-career start at right guard.
- At Washington (11/18), started at right tackle for the first time in his career.

COLLEGE:

- Spent four seasons (2008-11) at Purdue and appeared in 42 career games, including starts in 37 consecutive games.
- Named the team's Bob Griese Offensive Most Valuable Player in both 2010 and 2011.
- Was a team co-captain and offensive MVP as a senior in 2011. Selected an All-Big Ten honorable mention choice by the conference's coaches and media. With Kelly anchoring the left tackle spot, the 2011 Boilermaker line cleared the way for a running game that produced 11 100-yard rushing games in 13 contests, including 393 yards against Southeast Missouri and 265 yards against Western Michigan in the Little Caesars Pizza Bowl.
- Named the team MVP on offense as a junior in 2010. Started in all 12 games and helped anchor an offensive line that blocked for a school-record five consecutive games with 200-plus rushing yards. Earned All-Big Ten honorable mention and Academic All-Big Ten accolades as a junior.
- Started at left tackle in all 12 games as a sophomore in 2009 and garnered Academic All-Big Ten honors.
- Appeared in five games as a reserve during his freshman campaign in 2008.
- Graduated with a degree in organizational leadership and supervision from Purdue.

PERSONAL:

- Married to Jerianna with daughters Eden and Isla. They own two dogs, Harley and Sanford.
- Attended Marian Catholic (Chicago Heights, Ill.) High School, where he was a three-year starter at tight end. Named All-area and team captain as senior and honorable mention all-area his junior year.
- Also played basketball in high school.
- Follow Kelly on Twitter and Instagram at @DennisKelly67.
- List of favorites: (movies) "Inception," "Boondock Saints" and "The Dark Knight" trilogy; (TV show) "How I Met Your Mother"; (book) *To Kill A Mockingbird*; (meal) his dad's spaghetti; and (musical artists) Killswitch Engage and Breaking Benjamin.
- Born Dennis Andrew Kelly on Jan. 16, 1990 in Chicago Heights, Ill.

DENNIS KELLY'S NFL STATISTICS

REGULAR SEASON

| Year | Team | GP | GS |
|------------|--------------|----|----|
| 2012 | Philadelphia | 13 | 10 |
| 2013 | Philadelphia | 0 | 0 |
| 2014 | Philadelphia | 3 | 3 |
| 2015 | Philadelphia | 14 | 2 |
| 2016 | Tennessee | 16 | 6 |
| 2017 | Tennessee | 16 | 1 |
| 2018 | Tennessee | 11 | 5 |
| 2019 | Tennessee | 15 | 4 |
| NFL Totals | | 88 | 31 |

PLAYOFFS

| Year | Team | GP | GS |
|------------|-----------|----|----|
| 2017 | Tennessee | 2 | 0 |
| 2019 | Tennessee | 3 | 0 |
| NFL Totals | | 5 | 0 |

Starts Breakdown:


2012 - RG 3, RT 7; 2014 - LG 2, RG 1; 2015 - RT 2; 2016 - TE 6; 2017 - TE 1; 2018 - RT 5; 2019 - LT 4

Additional Career Statistics

Receptions - **1-yard touchdown vs. Jacksonville (11/24/19)**
Fumble Recovery - 2 (2015), **1 (2019)**
Tackles - 1 (2016)

Additional Playoff Statistics

Receptions - **1-yard touchdown at Kansas City (1/19/20)**



6 BRETT KERN

PUNTER • 6'2" • 214 LBS • COLLEGE: TOLEDO

ACQUIRED: WAIVERS - 2009 (DEN) • NFL EXPERIENCE (NFL/TITANS): 12/11

HOMETOWN: GRAND ISLAND, N.Y.

GAMES PLAYED/GAMES STARTED: 192/0 (PLAYOFFS: 5/0)



Pro Bowl: 2017, 2018, 2019

PRO: Brett Kern is a strong-legged punter that has shown a keen ability to down his kicks inside the opponents' 20-yard line. The 12th-year pro is the franchise's all-time leader in gross punting average and net punting average and ranks second in career punts, trailing only Craig Hentrich (861). In 2017, Kern was named to his first career Pro Bowl and was selected second-team Associated Press All-Pro after leading the NFL with a career-high and franchise-best 49.7 gross average and a career-best and franchise-high 44.6 net average. He added a second Pro Bowl berth in 2018. The University of Toledo product joined the Titans franchise during the 2009 season when he was claimed off waivers from the Denver Broncos.

CAREER HIGHLIGHTS:

- In 2018, Kern was named to the Pro Bowl for the second consecutive season. His 39 punts inside the 20-yard line on 74 attempts established a franchise record and a career high. He finished the season with a career-long streak of 16 consecutive punts placed inside the 20, including every punt in the final three games of the season.
- In 2017, Kern's gross punting average (49.7) ranked eighth in NFL history and was the highest of any player since 2012. His net punting average (44.6) ranked second in NFL history. He was named to his first career Pro Bowl and was selected second-team Associated Press All-Pro after leading the NFL with a career-high and franchise-best 49.7 gross average and a career-best and franchise-high 44.6 net average.
- In 2016, Kern placed 41.6 percent of his punts inside the opponent's 20-yard line (32 of 77), which at the time ranked second in his career (42.2 in 2009).
- In 2015, Kern launched a career-high tying 88 punts to become the second-leading punter (career punts) in franchise history. He placed a then-career-high 34 punts inside the 20 with only one touchback (career low). He also accomplished a first-of-its-kind feat, becoming the first punter in NFL history to record 80 or more punts, a net average of 40 yards, and one or zero touchbacks in a single season.
- In 2014, Kern booted 88 total punts for a gross average of 46.8 yards and a net average of 40.8 yards, which broke his own single-season team record (40.4-yard net average in 2012).
- In 2013, Kern established then-career benchmarks with 32 punts inside the 20-yard line and only two touchbacks.
- Kern arguably had his most productive season in 2012 when he ranked fifth in the AFC with what at the time was a franchise record and career-best 47.6 gross punt average. He also finished ninth in the AFC with a then-franchise record 40.4 net punting average.
- In 2009, Kern's combined average of 45.5 yards per punt with the Titans and Broncos ranked eighth in the NFL.
- In 2008, Kern ranked fifth in the league with a 46.7-yard punting average and was named to the All-Rookie team by Pro Football Weekly/PFWA and the Sporting News.

TITANS TIDBITS:

- Kern's father, Cal, is a former professional soccer goalie.
- Kern is an avid golfer that sports a +1 handicap. He picked the game up late in his high school years and caddied for three summers at Inverness Golf Club while in college. The course is located in Toledo, Ohio, and has hosted PGA and NCAA Championships. In 2011, Kern competed in The Vinny, a local golf fundraising tournament hosted by singers Vince Gill and Amy Grant, and finished fourth in the event.

CAREER TRANSACTIONS:

- The Grand Island, N.Y., native was originally signed by the Denver

Broncos as a rookie free agent on April 28, 2008.

- Claimed by the Titans off waivers from the Broncos on Oct. 27, 2009.

SEASON RECAPS:

2019 (16/0, 3/0 - Tennessee): Named first-team All-Pro by the Associated Press. Selected to his third career Pro Bowl. Led the NFL with 37 kicks placed inside the 20-yard line. Led the AFC with a 47.1 gross avg. and ranked third in the AFC with a 43.1 net avg. Saw action in all 16 games for the 12th consecutive season and punted 78 times for 3,672 yards (47.1 avg.). Completed one of two passes for 11 yards and rushed once for no gain. Played in all three postseason contests and punted 15 times for 729 yards (48.6 avg.). Completed his only postseason pass for 28 yards. Has appeared in 170 games with the Titans, which ranks sixth on the team's all-time career games played list. Registered 39 punts of 50 or more yards in 2019. Tied the NFL record with eight punts placed inside the 20 at Denver (10/13/19). Became the second player in franchise history to reach 800 career punts with the team at Denver (10/13/19).

- At Cleveland (9/8), punted six times for 277 yards (46.2 avg.) with three kicks placed inside the 20-yard line. Pinned the Browns deep in their own territory with a 46-yard punt that was downed at the Cleveland seven-yard line late in the opening stanza. Flipped field position with a massive 70-yard punt that was downed at the Browns' three-yard line and led to Cameron Wake's safety of Baker Mayfield two plays later.
- Against Indianapolis (9/15), punted six times for 288 yards (48.0 avg.) with two kicks placed inside the 20-yard line.
- At Jacksonville (9/19), punted eight times for 372 yards (46.5 avg.) with four kicks placed inside the 20-yard line. Pinned the Jaguars deep in their own territory with a 52-yard punt to the Jacksonville five-yard line late in the second quarter.
- At Atlanta (9/29), punted five times for 225 yards (45.0 avg.) with all five kicks placed inside the 20-yard line. It was the seventh time in his career he placed at least five punts inside the 20 in a game. Boomed a 53-yard punt that went out of bounds at the Falcons' 10-yard line early in the second quarter. Pinned Atlanta deep in their own territory with a 50-yard punt that went out of bounds at the Falcons' five-yard line in the third stanza. Placed a 39-yard punt that went out of bounds at the Atlanta 10-yard line late in the third quarter. Pinned the Falcons' at their two-yard line with a 33-yard punt that was downed by Beau Brinkley late in the final quarter.
- Against Buffalo (10/6), punted six times for 300 yards (50.0 avg.) with one kick inside the 20-yard line. Flipped field position by booming a 50-yard punt out of bounds to the Bills' 17-yard line in the first quarter. Nailed a 56-yard punt from the back of his own end zone in the second stanza.
- At Denver (10/13), punted nine times for 424 yards (47.1 avg.) with a career-best eight kicks placed inside the 20-yard line. Tied the NFL record with eight punts placed inside the 20 in a game. Flipped field position with a 61-yard punt to the Broncos' seven yard line in the first quarter. Pinned the Broncos deep in their own territory with a 40-yard punt to the Denver 10-yard line in the third quarter. Nailed a 57-yard punt out of bounds at the Denver 15-yard line in the third stanza. Placed a 38-yard punt that was downed by LeShaun Sims at the Broncos' three-yard line in the final quarter.
- Against L.A. Chargers (10/20), punted twice for 84 yards with both kicks being placed inside the 20-yard line. Extended the Titans' opening scoring drive with an 11-yard pass to Kevin Byard on the fake punt on fourth-and-eight in the opening stanza. Pinned the Chargers deep in their own territory with a 34-yard punt that went out of bounds at the Los Angeles six-yard line in the second quarter. Boomed a 50-yard punt to the Chargers' nine-yard line in the third stanza.
- Against Tampa Bay (10/27), punted five times for 248 yards (49.6 avg.)

with one kick placed inside the 20-yard line. Had one rush for zero yards on a fake field goal. Pinned the Buccaneers' at their 10-yard line with a 42-yard punt late in the first quarter. Flipped field position with a 61-yard punt to the Tampa Bay 15-yard line in the third stanza.

- At Carolina (11/3), punted three times for 139 yards (46.3 avg.).
- Against Kansas City (11/10), punted four times for 204 yards (51.0 avg.) with two kicks inside the 20-yard line. His 49.8-yard net average was the second-highest net average of his career and tied for the second-highest net average in franchise history. Pinned the Chiefs deep in their own territory with a 41-yard punt that was fair caught at the Kansas City eight-yard line late in the opening stanza. Boomed a 56-yard punt to the Chiefs' four-yard line late in the second quarter. Flipped field position with a 65-yard punt to the Kansas City 18-yard line early in the third quarter.
- Against Jacksonville (11/24), punted three times for 132 yards (44.0 avg.) with one kick placed inside the 20-yard line. Pinned the Jaguars deep in their own territory with a 35-yard punt that was downed at the Jacksonville six-yard line in the opening stanza.
- At Indianapolis (12/1), punted five times for 244 yards (48.8 avg.) with four kicks placed inside the 20-yard line. Pinned the Colts deep in their own territory with a 31-yard punt that was fair caught at the 10-yard line in the second quarter. Boomed a 48-yard punt that downed at the Indianapolis six-yard line late in the second stanza. Flipped field position by blasting a 63-yard punt late in the third quarter. Placed a 37-yard punt that was fair caught at the Colts' 10-yard line in the final quarter.
- At Oakland (12/8), punted twice for 102 yards with a long punt of 55 yards.
- Against Houston (12/15), punted three times for 145 yards (48.3 avg.) with one kick placed inside the 20-yard line. Attempted a pass on a fake punt but it was incomplete. Pinned the Texans deep in their own territory with a 50-yard punt that was downed at the Houston nine-yard line in the fourth quarter.
- Against New Orleans (12/22), punted seven times for 299 yards (42.7 avg.). Pinned the Saints deep in their own territory with a 39-yard punt to the New Orleans nine-yard line in the fourth quarter.
- At Houston (12/29), punted four times for 189 yards (47.3 avg.) with two kicks placed inside the 20-yard line. Pinned the Texans deep in their own territory with a 42-yard punt that was fair caught at the Houston nine-yard line in the second quarter.
- At New England (1/4), punted six times for 275 yards (45.8 avg.) with four kicks placed inside the 20-yard line. Pinned the Patriots deep in their own territory with a 44-yard punt to the New England 13-yard line in the third quarter. Placed a 36-yard punt that was downed at the Patriots' seven-yard line in the third quarter. Boomed a 58-yard punt that rolled dead at the New England one-yard line late in the fourth quarter.
- At Baltimore (1/11), punted six times for 315 yards (52.5 avg.) with a touchback. Placed a 32-yard punt to the Ravens' 12-yard line early in the fourth quarter.
- At Kansas City (1/19), punted three times for 139 yards (46.3 avg.) with one kick placed inside the 20-yard line. Flipped field position with a 53-yard punt to the Kansas City 12-yard line in the fourth quarter. Extended the Titans' final touchdown drive with a 28-yard pass to Amani Hooker on a fake punt in the fourth quarter.

2018 (16/0 - Tennessee): Named to his second consecutive Pro Bowl. Named to the PFWA's All-AFC team. Ranked second in the AFC with a 47.1 gross avg. Ranked second in the AFC with a 41.7 net avg. Set a career-high with 39 punts placed inside the 20-yard line, including a career-best 16 consecutive punts inside the 20 to conclude the season. Punted 74 times for 3,483 yards and collected a special teams tackle. Has recorded 12 career games with at least a 52.0-yard gross average (minimum four punts), including once in 2018 (vs. HOU). Has registered 11 career games with at least a 47.0-yard net average (minimum four punts), including once in 2018 (vs. HOU). Registered 34 punts of 50 or more yards.

- At Miami (9/9), punted four times for 179 yards (44.8 avg.) with four kicks placed inside the 20-yard line. Flipped field position with a 55-yard punt to the Dolphins' 18-yard line in the second stanza.
- Against Houston (9/16), punted five times for 261 yards (52.2 avg.) with one kick placed inside the 20-yard line. Flipped field position by booming a season-long 62-yard punt to the Texans' seven-yard line early in the third quarter.
- Against Philadelphia (9/30), punted five times for 254 yards (50.8 avg.) with two kicks placed inside the 10-yard line. Registered his first career tackle with a key stop along the sideline in the fourth quarter. Pinned the Eagles deep in their own territory twice in the second quarter with a 48-yard kick that was downed at the Philadelphia five-yard line and a 49-yarder that rolled out of bounds at the Philadelphia three-yard line.

- At Los Angeles Chargers in London (10/21), punted twice for 103 yards (51.5 avg.) with a long of 54 yards. Appeared in his 145th consecutive game with the Titans, the fourth longest streak in franchise history.
- Against New England (11/11), punted five times for 241 yards (48.2 avg.) with two kicks placed inside the 20-yard line. Pinned the Patriots deep in their own territory with a 36-yard punt that was fair caught at the New England nine-yard line in the second quarter. With his 147th consecutive game in a Titans uniform, he passed Craig Hentrich (146) and tied Robert Brazile for third place on the franchise's all-time consecutive games played list.
- At Indianapolis (11/18), punted six times for 296 yards (49.3 avg.) with three kicks placed inside the 20-yard line. Moved into second place on the team's consecutive games played list (148) trailing only Bruce Matthews (232).
- Against Jacksonville (12/6), punted twice for 118 yards (59.0 avg.) with one kick placed inside the 20-yard line. Flipped field position and tied his season long with a 63-yard punt to the Jaguars' 25-yard line in the second quarter. Pinned the Jaguars deep in their own territory with a 56-yard punt to the Jacksonville five-yard line early in the fourth quarter.
- At N.Y. Giants (12/16), punted five times for 220 yards (44.0 avg.) with all five kicks placed inside the 20-yard line on a rainy and windy day.
- Against Washington (12/22), punted four times for 169 yards (42.3 avg.) with all four kicks placed inside the 20-yard line. With his 152nd game in a Titans uniform, passed Benji Olson (152) for ninth place on the team's all-time games played list. Pinned the Redskins' deep in their own territory with a 40-yard punt to the Washington seven-yard line late in the first quarter. Placed a 49-yard punt that was downed at the Redskins' seven-yard line early in the third quarter. Launched a 50-yard punt that went out of bounds at the Redskins' 15-yard line with less than 20 seconds to play in the fourth quarter.
- Against Indianapolis (12/30), punted six times for 272 yards (45.3 avg.) with all six kicks placed inside the 20-yard line. Finished the season with 16 consecutive kicks placed inside the 20-yard line. Pinned the Colts deep in their own territory with a booming 58-yard punt that went out of bounds at the Indianapolis 10-yard line in the opening stanza. Set up the Titans' defensive touchdown by plaining a 56-yard punt that was downed at the Colts' six-yard line in the second quarter. Nailed a 54-yard punt to the Indianapolis seven-yard line in the third stanza.

2017 (16/0, 2/0 - Tennessee): Named to his first career Pro Bowl and was selected second-team Associated Press All-Pro. Led the NFL with a career-high and franchise-best 49.7 gross average and a career-best and franchise-high 44.6 net average. His gross punting average ranked eighth in NFL history and was the highest of any player since 2012. His net punting average ranked second in NFL history. Registered 42 punts of 50 or more yards in 2017. Posted a career-best 56.8 gross punt average against Seattle (9/24/17). Notched a career-high 50.2 net punt average at Miami (10/8/17). Played in his 150th career game against Indianapolis (10/16/17). Played in his 136th consecutive game with the Titans at San Francisco (12/17/17) and in doing so, passed former linebacker Keith Bulluck (135) and former defensive end Elvin Bethea (135) for fifth place in franchise history for consecutive games played.

- Against Seattle (9/24), punted six times for 341 yards for a career-best 56.8 gross punt average. Boomed three punts of 60 or more yards and placed two kicks inside the 20-yard line. Flipped field position by nailing a 62-yard punt to the Seattle two-yard line in the first quarter.
- At Houston (10/1), punted five times for 246 yards (49.2 avg.) with one kick placed inside the 20-yard line. Flipped field position with a 54-yard punt to the Texans' 14-yard line in the third stanza.
- At Miami (10/8), tied a career-high with 10 punts for a career-best 54.9 yards (54.9 avg.) while setting a single-game career mark with a 50.2 net avg. Placed four punts inside the 20-yard line. Flipped field position with a 60-yard punt to the Dolphins' 10-yard line in the first quarter. Pinned the Dolphins deep in their own territory with a 48-yard punt that was downed at the Miami three-yard line in the opening stanza. Nailed a 58-yard punt that was fair caught at the Dolphins' 13-yard line in the second stanza. Boomed a season-long 71-yard punt from deep in his own end zone in the third quarter.
- At Cleveland (10/22), punted four times for 208 yards (52.0 avg.) with two kicks placed inside the 20-yard line. Flipped field position with a 55-yard punt to the Browns' 12-yard line in the first quarter. Pinned the Browns deep in their own territory with a 58-yard punt to the Cleveland nine-yard line late in the fourth quarter.
- Against Baltimore (11/5), punted five times for 256 yards (51.2 avg.) with three kicks placed inside the 20-yard line. Pinned the Ravens deep in their

own territory with a 56-yard punt that was downed at the Baltimore six-yard line. Placed a 41-yard punt that was fair caught at the Ravens' nine-yard line in the third quarter.

- Against Cincinnati (11/12), punted six times for 339 yards (56.5 avg.) with a season-long kick of 74 yards, the second-longest kick of his career. Flipped field position with a pair of punts (74, 66) in the final stanza.
- Against Houston (12/3), punted four times for 199 yards (49.8 avg.) with two kicks placed inside the 20-yard line.
- At Arizona (12/10), punted six times for 313 yards (52.2 avg.) with two kicks placed inside the 20-yard line. Flipped field position by nailing a 54-yard punt that went out of bounds at the Arizona 12-yard line early in the second quarter.
- At San Francisco (12/17), punted twice for 111 yards (55.5 avg.) with one kick placed inside the 20-yard line. Played in his 136th consecutive game with the Titans. In doing so, he passed former linebacker Keith Bulluck (135) and former defensive end Elvin Bethea (135) for fifth place in franchise history for consecutive games played. Flipped field position with a 59-yard punt that was downed at the San Francisco 13-yard line in the fourth quarter.
- Against Jacksonville (12/31), punted nine times for 383 yards (42.6 avg.) with four kicks placed inside the 20-yard line. Flipped field position with a 70-yard punt to the Jaguars' two-yard line in the third quarter.
- At Kansas City (1/6), punted three times for 131 yards (43.7 avg.) with two kicks placed inside the 20-yard line in his first career postseason game. Flipped field position by booming a 57-yard punt in the first stanza.

2016 (16/0 - Tennessee): Punted 77 times for 3,402 yards (44.2 avg.) with 32 kicks placed inside the 20-yard line. Registered 19 punts of 50 or more yards in 2016.

- At Detroit (9/18), punted three times for 142 yards (47.3 avg.) with one kick placed inside the 20-yard line. Pinned the Lions deep in their own territory with a 37-yard punt that was downed by Cody Riggs at the Lions' one-yard line in the second stanza.
- Against Oakland (9/25), punted six times for 311 yards (51.8 avg.) with three kicks placed inside the 20-yard line. Pinned the Raiders deep in their own territory with a 53-yard punt that was fair caught at the Oakland seven-yard line. Boomed a 40-yard punt that was fair caught at the Raiders' nine-yard line in the second quarter. Pinned the Raiders deep in their own territory with a booming 62-yard punt that went out of bounds at the Oakland 10-yard line in the third quarter.
- At Houston (10/2), punted five times for 257 yards (51.4 avg.) with one kick inside the 20-yard line and one touchback. Pinned the Texans deep in their own territory with a 40-yard punt that was downed at the Houston nine-yard line.
- Against Cleveland (10/16), punted five times for 225 yards (45.0 avg.) with three kicks placed inside the 20-yard line. Pinned the Browns deep in their own territory with a 29-yard punt that was fair caught at the Cleveland eight-yard line in the second quarter. Launched a 52-yard punt that was downed at the Browns' 11-yard line in the second stanza. Flipped field position with a 46-yard punt that was fair caught at the Browns' six-yard line in the third quarter.
- Against Indianapolis (10/23), punted four times for 188 yards (47.0 avg.) with three kicks placed inside the 20-yard line. Pinned the Colts deep in their own territory with a 29-yard punt that was downed at the Indianapolis seven-yard line in the second quarter. Boomed a 48-yard punt that was downed at the Colts' seven-yard line in the second quarter. Flipped field position with a 62-yard punt in the third quarter.
- Against Green Bay (11/13), punted four times for 166 yards (41.5 avg.). Forced a Trevor Davis muffed punt that was recovered by LeShaun Sims in the second quarter.
- At Chicago (11/27), punted four times for 177 yards (44.3 avg.) with two kicks placed inside the 20-yard line. Pinned the Bears deep in their own territory with a 44-yard punt that was fair caught at the Chicago 11-yard line.
- Against Denver (12/11), punted a season-high seven times for 308 yards (44.0 avg.) with three kicks placed inside the 20-yard line. Nailed a 43-yard punt that was fair caught at the Denver six-yard line late in the first stanza. Pinned the Broncos deep in their own territory late in the fourth quarter with a 47-yard punt that was downed by Tre McBride at the Denver two-yard line.
- At Kansas City (12/18), punted four times for 142 yards (35.5 avg.) and limited Tyreek Hill to just three return yards on three punt returns.
- Against Houston (1/1), punted five times for 211 yards (42.2 avg.) with a season-high five punts placed inside the 20-yard line. Boomed a 48-yard punt that went out of bounds at the Houston 10-yard line in the second

quarter.

2015 (16/0 - Tennessee): Totaled 88 punts (tied for fifth place in franchise history), a 47.4-yard gross average (second in franchise history), a 40.3 net average (third in franchise history), a career-high 34 punts inside the 20 (third in franchise history) and only one touchback (career low). Accomplished a first-of-its-kind feat, becoming the first punter in NFL history to record 80 or more punts, a net average of 40 yards, and one or zero touchbacks in a single season. Boomed 42 punts of 50 or more yards in 2015. Placed a career-high seven punts inside the 20-yard line against Houston (12/27/15), which also qualified as the most ever recorded for the franchise (statistic tracked since 1976) and the most by any NFL punter in 2015. The seven punts inside the 20 also tied for the third-highest total in any NFL game since 1976. On his third punt of the day against Houston (12/27/15), passed Jim Norton (522) for second place on the franchise's all-time career punting list. Registered four punts at Tampa Bay (9/13/15) and became the third player in franchise history to reach 450 punts in a Titans/Oilers uniform.

- At Tampa Bay (9/13), punted four times for 189 yards (47.3 avg.) with one kick placed inside the 20-yard line. Boomed a 57-yard punt in the second quarter. Pinned the Browns deep in their territory with a 38-yard punt that was downed at the two-yard line in the third quarter.
- At Cleveland (9/20), punted six times for 298 yards (49.7 avg.) with one kick inside the 20-yard line.
- Against Atlanta (10/25), punted seven times for 305 yards (43.6 avg.) with five kicks placed inside the 20-yard line. Pinned Atlanta deep in their own territory with a 36-yard punt that was fair caught at the Falcons' 12-yard line. Boomed a 54-yard punt that was fair caught at the Falcons' 15-yard line. Placed a 39-yard punt that was fair caught at the Atlanta 11-yard line in the second quarter. Pinned the Falcons deep in their own territory with a 38-yard punt that went out of bounds at the Atlanta 12-yard line.
- At Houston (11/1), posted seven punts for 349 yards (49.9 avg.) with three kicks placed inside the 20-yard line and a 45.9 net avg. Six of his seven punts went at least 50 yards or pinned the Texans inside the 20. Pinned the Texans deep in their territory with a 39-yard punt that was fair caught at the Houston 10-yard line in the second quarter. Boomed a 55-yard punt that went out of bounds at the Texans' seven-yard line.
- At New Orleans (11/8), punted five times for 253 yards (50.6 avg.) with two kicks placed inside the 20-yard line. Boomed a 55-yard punt that was downed at the New Orleans eight-yard line in the second quarter.
- At Jacksonville (11/19), appeared in his 100th game with the Titans and punted five times for 226 yards (45.2 avg.) with two kicks placed inside the 20-yard line.
- At New England (12/20), punted five times for 272 yards (54.4 avg.) with one kick placed inside the 20-yard line. Boomed a 61-yard punt that Danny Amendola later fumbled setting up the Titans' first scoring drive. Boomed a 56-yard punt that went out of bounds at the Patriots' six-yard line in the third quarter.
- Against Houston (12/27), punted a season-high nine punts for 427 yards (47.4 avg.) with a career-high seven kicks placed inside the 20-yard line. Boomed a 58-yard punt to the Texans' six-yard line in the first quarter. Pinned the Texans deep in their own territory with a 31-yard punt that went out of bounds at the Houston five-yard line. Blasted a 59-yard punt to the Texans' six-yard line in the fourth quarter. On his third punt of the day, passed Jim Norton (522) for second place on the franchise's all-time career punting list.
- At Indianapolis (1/3), punted six times for 300 yards (50.0 avg.) with two kicks placed inside the 20-yard line. Pinned the Colts deep in their own territory with a 51-yard punt to the Indianapolis nine-yard line in the opening stanza. Boomed a 52-yard punt that was fair caught at the Colts' eight-yard line in the third quarter.

2014 (16/0 - Tennessee): Appeared in all 16 games and set a franchise record with a 40.8 net punt average. Punted career-high 88 times for career-best 4,118 yards (46.8 avg.) with 28 kicks placed inside the opponents' 20-yard line. His 46.8 gross average was the third-highest of his career. Boomed 37 punts of 50 or more yards in 2014. Notched a 48.8-yard net average at Baltimore (11/9/14), the third best of his career and the fourth best in team history. Notched a career-long and franchise-tying long 79-yard punt against Indianapolis (12/28/14).

- At Kansas City (9/7), punted six times for 304 yards with three kicks placed inside the 20-yard line. Boomed a 63-yard punt in the first quarter and nailed a 56-yard punt that forced the returner out of bounds at the Chiefs' two-yard line in the second quarter. His 50.7 gross average was his highest since Dec. 30, 2012 (51.0 against Jacksonville), and his 63-yard

punt was his longest since a 63-yarder on Sept. 22, 2013 against the Chargers.

- At Indianapolis (9/28), saw action in his 100th career regular season game and punted six times for 265 yards (44.2 avg.) with two kicks placed inside the 20-yard line. Pinned the Colts deep in their own territory with a 35-yard punt that was fair caught at the Indianapolis nine-yard line in the third quarter.

- Against Jacksonville (10/12), punted five times for 249 yards (49.8 avg.) with a three kicks placed inside the 20-yard line. Flipped field position by booming a 69-yard punt in the fourth quarter. It was the third-longest punt of his career and his longest since Dec. 2, 2012 against the Houston Texans (70 yards).

- Against Houston (10/26), totaled six punts for a 51.7-yard gross average and a 48.7 net average with two punts placed inside the 20. His net average at the time was the third best of his career and the fourth best in team history (minimum four punts). In the third quarter, he booted a punt that went 62 yards and pinned the Texans on their own two-yard line. His six punts gave him 400 total punts in a Titans uniform. He became the fourth player in franchise history to reach 400 punts, joining Craig Hentrich (861), Jim Norton (519) and Cliff Parsley (429).

- At Baltimore (11/9), punted eight times for 414 yards (51.8 avg.) with a 48.8 net avg. His 48.8-yard net average was the third best of his career and the fourth best in team history. Boomed a 58-yard punt to the Ravens' 18-yard line in the fourth quarter.

- Against N.Y. Giants (12/7), punted six times for 284 yards (47.3 avg.). In the third quarter, recorded the 500th punt of his seven-year NFL career. He also moved past Cliff Parsley (431 career punts) for third place on the team's all-time career punts list.

- Against N.Y. Jets (12/14), punted six times for 295 yards (49.2 avg.) with three kicks placed inside the 20-yard line. Pinned the Jets deep in their own territory with a 49-yard punt that was fair caught at the New York seven-yard line in the second quarter. Placed a 38-yard punt that was fair caught at the Jets' 10-yard line in the second stanza. On his third punt of the game, which marked his 432nd punt as a member of the Titans, he moved past Cliff Parsley (431 career punts) for third place on the team's all-time punting list.

- Against Indianapolis (12/28), punted seven times for 383 yards (54.7 avg.) with a career-long punt of 79 yards. Three of his kicks were placed inside the 20-yard line. His 79-yarder broke his previous career long of 71 yards (at Miami on Nov. 11, 2012) and tied the franchise record. Jim Norton set the record against Kansas City on Nov. 22, 1964, and it never was equaled until Kern's attempt. Kern punted seven times against the Colts for a gross average of 54.7 yards per punt, a net average of 46.1 yards per punt and three punts inside the 20. His gross average was the third-highest of his career.

2013 (16/0 - Tennessee): Appeared in all 16 games and punted 78 times for 3,386 yards (43.4 avg.). Placed a career-best 32 punts inside the 20-yard line with a career-low two kicks as touchbacks. Set a career-high and a franchise record by placing six punts inside the 20-yard line against Houston (12/29/13). Boomed 24 punts of 50 or more yards in 2013.

- Against San Diego (9/22), punted three times for 140 yards (46.7 avg.) with two kicks placed inside the 20-yard line and a long of 63 yards. Flipped field position with a 63-yard punt that was downed at the Chargers' 17-yard line in the first quarter. Was credited with one rush for zero yards after fumbling a snap in the second quarter. Pinned the Chargers deep in their own territory with a 35-yard punt that was downed at the San Diego 11-yard line in the fourth quarter.

- Against N.Y. Jets (9/29), punted seven times for 293 yards (41.9 avg.) and tied a career-best with four kicks inside the 20-yard line. Boomed a 53-yard punt to the Jets' 15-yard line in the second quarter. Nailed a 50-yard punt to the Jets' 12-yard line early in the third quarter. Pinned the Jets deep in their territory with a 34-yard punt that was downed by Tommie Campbell at the New York one-yard line in the third quarter. Boomed a 54-yard punt to the Jets' 24-yard line in the third stanza.

- Against Kansas City (10/6), punted six times for 272 yards (45.3 avg.) with two kicks inside the 20-yard line. Boomed a 56-yard punt to the Chiefs' 12-yard line in the first quarter.

- At Denver (12/8), punted four times for 201 yards (50.3 avg.) with a long punt of 62 yards. Boomed a 62-yard punt to the Broncos' 15-yard line in the second quarter.

- Against Arizona (12/15), punted three times for 145 yards (48.3 avg.) with two kicks placed inside the 20-yard line. Pinned the Cardinals deep in their own territory with a 51-yard punt that was downed at the Arizona three-yard line in the second quarter.

- Against Houston (12/29), punted six times for 253 yards (42.2 avg.) and set a franchise record with all six kicks being placed inside the 20-yard line. Pinned the Texans at their own five-yard line with a 38-yard punt late in the third quarter. Boomed a 53-yard punt that was fair caught at the Houston 10-yard line. Nailed a 56-yard punt that went out of bounds at the Texans' nine-yard line.

2012 (16/0 - Tennessee): Appeared in all 16 games and ranked fifth in the AFC with a franchise record 47.6 gross punt average. Ranked ninth in the AFC with a franchise record 40.4 net punting average. Posted career-highs with 10 punts and 391 punt yards against N.Y. Jets (12/17/12). Ranked third in franchise history with a career-best 49.0 net punting average at Jacksonville (11/25/12). Boomed a career-long 71-yard punt at Miami (11/11/12). Boomed 34 punts of 50 or more yards in 2012.

- Against New England (9/9), punted four times for 209 yards (52.3 avg.) and placed two punts inside the 20-yard line. Flipped field position by booming a 56-yard punt in the opening quarter. Nailed a 54-yard punt to the Patriots' eight-yard line late in the second quarter. Lined up in the back of the end zone and booted a 55-yard punt in the third quarter.

- At San Diego (9/16), punted seven times for a then career-best 361 yards (51.6 avg.). Notched the third-best net punt average in franchise history with a then career-high 48.6 net punt average. Boomed a 63-yard punt to the Chargers' 25-yard line in the second quarter. Nailed a 54-yard punt that was marked out of bounds at the Chargers' 16-yard line in the third quarter.

- At Houston (9/30), punted seven times for 326 yards (46.6 avg.) and placed two kicks inside the 20-yard line. Boomed a 50-yard punt to the Texans' 14-yard line in the first quarter. Pinned the Texans deep in their own territory with a 52-yard punt to the Houston 12-yard line in the second stanza. Placed a 33-yard punt that was downed at the Houston seven-yard line. Blasted a 60-yard punt to the Texans' 14-yard line late in the third quarter.

- Against Pittsburgh (10/11), punted five times for 261 yards (52.2 avg.) with two kicks placed inside the 20-yard line. Boomed a 61-yard punt to the Steelers' 15-yard line in the second quarter. Flipped field position by nailing a 58-yard punt late in the second quarter.

- At Miami (11/11), punted four times for 208 yards (52.0 avg.) with a net avg. of 48.0 yards. Placed three kicks inside the 20-yard line. Boomed a career-long 71-yard punt that rolled out of bounds at the Dolphins' 15-yard line in the first quarter. Nailed a 50-yard punt to the Dolphins' 14-yard line in the second quarter. Placed a 36-yard punt that was downed at the Miami eight-yard line in the fourth quarter.

- At Jacksonville (11/25), punted four times for 201 yards (50.3 avg.) and posted a career-best 49.0 net punting average. The net punting average ranked third in Titans' franchise history.

- Against Houston (12/2), punted six times for 303 yards (50.5 avg.) with two kicks inside the 20-yard line. Boomed a 70-yard punt to flip field position in the first quarter. Pinned the Texans deep in their own territory with a 40-yard punt that was downed at the Houston one-yard line in the second quarter. Registered a special teams tackle on coverage units.

- At Indianapolis (12/9), punted three times for 165 yards (55.0 avg.) with one kick placed inside the 20-yard line. Boomed a 53-yard punt to the Colts' 16-yard line in the second quarter. Nailed a 57-yard punt to the Colts' 13-yard line late in the fourth quarter.

- Against N.Y. Jets (12/17), punted a career-best 10 times for a career-high 391 yards with four kicks placed inside the 20-yard line. Pinned the Jets deep in their territory with a 44-yard punt that was fair-caught at the New York seven-yard line in the second quarter. Flipped field position with a 43-yard punt that fair-caught at the Jets' eight-yard line in the fourth quarter.

2011 (16/0 - Tennessee): Appeared in all 16 games and set a new franchise record with his 39.4-yard net average, topping Craig Hentrich's previous franchise high of 39.2 yards, set in 1998. Registered a career-high 86 punts for 3,747 yards (43.6 avg.). Set a career-high with 31 punts placed inside the 20-yard line in 2011. Ranked seventh in the AFC with a 39.4-yard net punt avg. Boomed 22 punts of 50 or more yards in 2011.

- Against Baltimore (9/18), punted three times for 119 yards with two punts placed inside the 20-yard line. Nailed a 55-yard punt in the first quarter. Pinned the Ravens deep in their own territory with a 33-yard punt that was downed by Gerald McRath at the Baltimore four-yard line in the opening stanza.

- Against Denver (9/25), punted four times for 176 yards (44.0 avg.). Boomed a 62-yard punt in the first quarter. Nailed a 51-yard punt later in the opening stanza. Kept a Titans' scoring drive alive by scooping up an errant snap and racing 21 yards down the right sideline in the second quarter.

- Against Houston (10/23), punted seven times for 319 yards (45.6 avg.) with two kicks inside the 20-yard line. Tallied a 44-yard punt that was downed at the Texans' eight-yard line in the first quarter. Boomed a 54-yard punt in the second quarter that went out of bounds at the Texans' six-yard line. Launched a 53-yard punt early in the third quarter.
- Against Indianapolis (10/30), tied a career-high with eight punts for 330 yards (41.3 avg.). Placed a 30-yard punt that was fair caught at the Colts' 13-yard line late in the first stanza. Boomed a 55-yard punt in the third quarter and a 54-yard punt in the final stanza.
- At Indianapolis (12/18), punted seven times for 329 yards (47.0 avg.) with a 45.0-yard net avg. Boomed a 55-yard punt to the Colts' 14-yard line in the first quarter. Nailed a 58-yard punt early in the second stanza.
- Against Jacksonville (12/24), punted four times for 172 yards (43.0 avg.) with three kicks placed inside the 20-yard line. Nailed a 47-yard punt that was downed at the Jaguars' three-yard line in the first quarter. Placed a 30-yard punt that was downed at the Jaguars' eight-yard line in the second stanza. Boomed a 51-yard punt that was fair caught at the Jaguars' 16-yard line in the third quarter.
- At Houston (1/1), punted six times for 286 yards (47.7 avg.) and tied a season-best with four kicks placed inside the 20-yard line and a 45.8 net avg. Placed a 35-yard punt that was downed at the Texans' 10-yard line in the first quarter. Nailed a 47-yard punt that was downed at the Texans' three-yard line in the second stanza. Boomed a 58-yard punt in the third quarter. Booted a 52-yard punt that went out of bounds at the Texans' five-yard line in the fourth quarter.

2010 (16/0 – Tennessee): Appeared in all 16 games and finished fifth in the AFC with a 39.1-yard net avg. Registered career-highs with 77 punts, 3,302 yards and 39.1 net avg. Tied a career high with four punts inside the 20-yard line at San Diego (10/31/10). Set new career-high with 352 punt yards at Kansas City (12/26/10). Boomed a career-best 68-yard punt against Philadelphia (10/24/10).

- Against Oakland (9/12), punted four times for 200 yards (50.0 avg.) with two kicks placed inside the 20-yard line. Booted a 37-yard punt that was downed at the Raiders' nine-yard line in the second quarter. Boomed a 59-yard punt in the fourth quarter.
- At N.Y. Giants (9/26), punted five times for 214 yards (42.8 avg.). Placed a 37-yard punt that was downed by Michael Griffin at the Giants' one-yard line, which led to a Titans' safety in the third quarter. Boomed a 55-yard punt in the third quarter.
- At Jacksonville (10/18), punted twice for 98 yards (49.0 avg.) with one kick placed inside the Jaguars' 20-yard line. Boomed a 51-yard punt to the Jaguars' seven-yard line and Mike Thomas registered a one-yard loss on the return in the first quarter.
- At San Diego (10/31), punted six times for 279 yards (46.5 avg.) and tied a career high by placing four punts inside the Chargers' 20-yard line. Placed a 35-yard punt that was downed at the San Diego nine-yard line. Boomed a 63-yard punt late in the third quarter. Nailed a 48-yard punt that was downed at the Chargers' three-yard line.
- At Houston (11/28), punted seven times for 328 yards (46.9 avg.) with two kicks placed inside the 20-yard line. Boomed a 56-yard punt to the Houston nine-yard line in the first quarter. Nailed a 50-yard punt later in the opening stanza. Booted a 56-yard punt to the Houston 15-yard line in the third quarter.

2009 (6/0 - Denver; 10/0 - Tennessee): In 10 games with Titans, punted 37 times for 1,665 yards with 18 punts placed inside the 20-yard line and ranked fourth in the AFC with a 45.5 gross avg. Appeared in the first six games with the Denver Broncos and punted 27 times for 1,245 yards (46.1 avg.) while placing nine punts inside the 20-yard line.

- Against Dallas (10/4), boomed six punts for 305 yards (50.8 avg.) with two kicks downed inside the 20-yard line. Nailed four punts for a 55.3 average from Denver territory.
- Against Jacksonville (11/1), made his Titans debut and punted four times for 193 yards (48.3 avg.) with three punts placed inside the 20-yard line in the Titans' 30-13 victory. Boomed a 55-yard punt that sailed out of bounds at the Jaguars' seven-yard line in the second quarter. Nailed a 51-yard punt that was downed at the Jaguars' seven-yard line during the final stanza. Perfectly placed a 37-yard punt that was downed at the Jaguars' three-yard line late in the fourth quarter.
- Against Arizona (11/29), punted four times for 184 yards (46.0 avg.) with two kicks placed inside the 20-yard line in the Titans' 20-17 come-from-behind victory. Placed a 38-yard punt that was downed at the Cardinals' 10-yard line in the fourth quarter.

- At Seattle (1/3), punted four times for 214 yards (53.5 avg.), including a career-best 46.5 net avg. and a career-long 67-yard punt in the Titans' season-ending 17-13 victory. Nailed a 56-yard punt to the Seahawks' 19-yard line in the second quarter. Booted a career-best 67-yard punt in the second stanza.

2008 (16/0 - Denver): Appeared in all 16 games and ranked fifth in the league with a 46.7-yard gross punting average that marked the third-best season total by a Bronco in club history (min. 45 punts). Received all-rookie honors from Pro Football Weekly/PFWA and The Sporting News. Punted 46 times for 2,150 yards (46.7 gross / 37.8 net) with 13 punts placed inside the 20-yard line. Tied for the third-fewest touchbacks in the NFL with four, marking the fewest in a season by a Bronco with at least 45 punts since 1997 (Tom Rouen, 4).

- Against San Diego (9/14), punted three times for 161 yards (53.7 avg.)
- Against Tampa Bay (10/5), posted five punts for 248 yards (49.6 avg.) with two kicks placed inside the 20-yard line.
- At N.Y. Jets (11/30), nailed five punts for 214 yards (42.8 avg.) with four kicks inside the 20-yard line.

COLLEGE:

- Played 47 career games at the University of Toledo, punting 189 times for 7,994 yards (42.3 avg.) with 59 punts placed inside the 20-yard line.
- Ranked second in the nation in gross punting average (46.1 yds., 52 punts for 2,399 yards) and was a finalist for the Ray Guy Award (nation's best punter) as a senior.
- Earned third team All-America honors as a senior as the only player from the Mid-American Conference to receive Associated Press All-America honors.
- Named Mid-American Conference's Special Teams Player of the Year as a senior.
- Earned a bachelor's degree in geography from Toledo and posted a 3.38 grade point average while earning CoSIDA second-team academic all-district recognition as a senior.

PERSONAL:

- Married to Tiffany Kern and the couple has a son, Bryce Jeremiah, and two daughters, Anelle Naomi and Quinn Eliana.
- Was a two-time first-team all-state selection at Grand Island High School in Grand Island, N.Y., and averaged 39 yards per punt as a senior and 42.5 yards per punt as a junior.
- Also played basketball and was a long jumper and high hurdler on the track team in high school.
- List of favorites: (movie) "Shooter"; (TV show) "Gold Rush"; (music artist) LeCrae, Thousand Foot Krutch, KB, TobyMac; (school subject) geography; (car) 1969 Dodge Charger; (video game) "FIFA," "Tiger Woods PGA Golf"; (food) spaghetti; and (book) the Bible.
- Follow Kern on Twitter and on Instagram at @brettkern6.
- Born Brett Alan Kern on Feb. 17, 1986, in Grand Island, N.Y.

BRETT KERN'S GAME-BY-GAME

2008 Denver Broncos

| Date | Opp | W/L | No | Yds | Avg | Net | TB | In 20 | Lg | Blk |
|---------------|-------|------------|-----------|--------------|-------------|-------------|----------|-----------|-----------|----------|
| Sept 8 | @ Oak | W | 2 | 80 | 40.0 | 38.5 | 0 | 1 | 42 | 0 |
| Sept 14 | SD | W | 3 | 161 | 53.7 | 42.0 | 1 | 1 | 64 | 0 |
| Sept 21 | NO | W | 2 | 105 | 52.5 | 37.5 | 0 | 0 | 56 | 0 |
| Sept 28 | @ KC | L | 2 | 77 | 38.5 | 38.0 | 0 | 0 | 51 | 0 |
| Oct 5 | TB | W | 5 | 248 | 49.6 | 45.8 | 0 | 2 | 63 | 0 |
| Oct 12 | Jax | L | 4 | 192 | 48.0 | 39.5 | 1 | 0 | 52 | 0 |
| Oct 20 | @ NE | L | 5 | 243 | 48.6 | 32.0 | 1 | 1 | 62 | 0 |
| Nov 2 | Mia | L | 4 | 185 | 46.3 | 45.0 | 0 | 3 | 61 | 0 |
| Nov 6 | @ Cle | W | 1 | 29 | 29.0 | 24.0 | 0 | 0 | 29 | 0 |
| Nov 16 | @ Atl | W | 3 | 127 | 42.3 | 39.3 | 0 | 1 | 52 | 0 |
| Nov 23 | Oak | L | 2 | 112 | 56.0 | 11.5 | 0 | 0 | 60 | 0 |
| Nov 30 | @ NYJ | W | 5 | 214 | 42.8 | 41.4 | 0 | 4 | 52 | 0 |
| Dec 7 | KC | W | 1 | 52 | 52.0 | 20.0 | 0 | 0 | 52 | 0 |
| Dec 14 | @ Car | L | 5 | 241 | 48.2 | 39.8 | 1 | 0 | 57 | 0 |
| Dec 21 | Buf | L | 0 | 0 | 0.0 | 0.0 | 0 | 0 | 0 | 0 |
| Dec 28 | @ SD | L | 2 | 84 | 42.0 | 34.0 | 0 | 0 | 46 | 0 |
| Totals | | 8-8 | 46 | 2,150 | 46.7 | 37.8 | 4 | 13 | 64 | 0 |

2009 Denver Broncos/Tennessee Titans

| Date | Opp | W/L | No | Yds | Avg | Net | TB | In 20 | Lg | Blk |
|---------------|-------|-------------|-----------|--------------|-------------|-------------|-----------|-----------|-----------|----------|
| Sept 13 | @ Cin | W | 8 | 340 | 42.5 | 36.4 | 0 | 3 | 56 | 0 |
| Sept 20 | Cle | W | 2 | 109 | 54.5 | 42.5 | 0 | 1 | 57 | 0 |
| Sept 27 | @ Oak | W | 2 | 81 | 40.5 | 27.0 | 1 | 0 | 48 | 0 |
| Oct 4 | Dal | W | 6 | 305 | 50.8 | 41.7 | 2 | 2 | 62 | 0 |
| Oct 11 | NE | W | 5 | 231 | 46.2 | 37.8 | 1 | 2 | 64 | 0 |
| Oct 19 | @ SD | W | 4 | 179 | 44.8 | 15.5 | 2 | 1 | 50 | 0 |
| Nov 1 | Jax | W | 4 | 193 | 48.3 | 43.3 | 1 | 3 | 55 | 0 |
| Nov 8 | @ SF | W | 5 | 217 | 43.4 | 44.0 | 0 | 2 | 57 | 0 |
| Nov 15 | Buf | W | 3 | 119 | 39.7 | 31.3 | 0 | 2 | 58 | 0 |
| Nov 23 | @ Hou | W | 4 | 176 | 44.0 | 41.5 | 0 | 2 | 51 | 0 |
| Nov 29 | Ari | W | 4 | 184 | 46.0 | 41.3 | 1 | 2 | 56 | 0 |
| Dec 6 | @ Ind | L | 2 | 78 | 39.0 | 39.0 | 0 | 1 | 46 | 0 |
| Dec 13 | StL | W | 3 | 115 | 38.3 | 36.3 | 0 | 1 | 54 | 0 |
| Dec 20 | Mia | W | 5 | 244 | 48.8 | 44.0 | 1 | 2 | 59 | 0 |
| Dec 25 | SD | L | 3 | 125 | 41.7 | 39.7 | 0 | 2 | 46 | 0 |
| Jan 3 | @ Sea | W | 4 | 214 | 53.5 | 46.5 | 1 | 1 | 67 | 0 |
| Totals | | 14-2 | 64 | 2,910 | 45.5 | 38.5 | 10 | 27 | 67 | 0 |

* First six games with Denver; final 10 games with Tennessee

2010 Tennessee Titans

| Date | Opp | W/L | No | Yds | Avg | Net | TB | In 20 | Lg | Blk |
|---------------|-------|-------------|-----------|--------------|-------------|-------------|----------|-----------|-----------|----------|
| Sept 12 | Oak | W | 4 | 200 | 50.0 | 44.5 | 0 | 2 | 60 | 0 |
| Sept 19 | Pit | L | 5 | 244 | 48.8 | 42.2 | 0 | 1 | 57 | 0 |
| Sept 26 | @ NYG | W | 5 | 214 | 42.8 | 36.6 | 1 | 1 | 55 | 0 |
| Oct 3 | Den | L | 6 | 245 | 40.8 | 31.5 | 1 | 0 | 60 | 0 |
| Oct 10 | @ Dal | W | 5 | 174 | 34.8 | 34.6 | 0 | 2 | 45 | 0 |
| Oct 18 | @ Jax | W | 2 | 98 | 49.0 | 50.0 | 0 | 1 | 51 | 0 |
| Oct 24 | Phi | W | 4 | 192 | 48.0 | 44.0 | 0 | 0 | 68 | 0 |
| Oct 31 | @ SD | L | 6 | 279 | 46.5 | 44.2 | 0 | 4 | 63 | 0 |
| Nov 14 | @ Mia | L | 5 | 209 | 41.8 | 37.8 | 1 | 2 | 52 | 0 |
| Nov 21 | Was | L | 5 | 169 | 33.8 | 31.4 | 0 | 2 | 51 | 0 |
| Nov 28 | @ Hou | L | 7 | 328 | 46.9 | 43.6 | 0 | 2 | 56 | 0 |
| Dec 5 | Jax | L | 2 | 72 | 36.0 | 36.0 | 0 | 0 | 40 | 0 |
| Dec 9 | Ind | L | 4 | 165 | 41.3 | 41.3 | 0 | 0 | 46 | 0 |
| Dec 19 | Hou | W | 4 | 150 | 37.5 | 34.5 | 0 | 2 | 46 | 0 |
| Dec 26 | @ KC | L | 8 | 352 | 44.0 | 37.0 | 1 | 3 | 58 | 0 |
| Jan 2 | @ Ind | L | 5 | 211 | 42.2 | 42.2 | 0 | 2 | 48 | 0 |
| Totals | | 6-10 | 77 | 3,302 | 42.9 | 39.1 | 4 | 24 | 68 | 0 |

2011 Tennessee Titans

| Date | Opp | W/L | No | Yds | Avg | Net | TB | In 20 | Lg | Blk |
|---------------|-------|------------|-----------|--------------|-------------|-------------|----------|-----------|-----------|----------|
| Sept 11 | @ Jax | L | 7 | 291 | 41.6 | 34.3 | 1 | 2 | 48 | 0 |
| Sept 18 | Bal | W | 3 | 119 | 39.7 | 38.3 | 0 | 2 | 55 | 0 |
| Sept 25 | Den | W | 4 | 176 | 44.0 | 32.3 | 0 | 0 | 62 | 0 |
| Oct 2 | @ Cle | W | 6 | 237 | 39.5 | 36.5 | 0 | 2 | 64 | 0 |
| Oct 9 | @ Pit | L | 4 | 169 | 42.3 | 42.3 | 0 | 1 | 44 | 0 |
| Oct 23 | Hou | L | 7 | 319 | 45.6 | 42.7 | 1 | 2 | 54 | 0 |
| Oct 30 | Ind | W | 8 | 330 | 41.3 | 34.1 | 2 | 2 | 55 | 0 |
| Nov 6 | Cin | L | 7 | 320 | 45.7 | 41.6 | 1 | 1 | 54 | 0 |
| Nov 13 | @ Car | W | 5 | 221 | 44.2 | 38.2 | 1 | 1 | 48 | 0 |
| Nov 20 | @ Atl | L | 5 | 225 | 45.0 | 39.6 | 0 | 0 | 57 | 0 |
| Nov 27 | TB | W | 3 | 88 | 29.3 | 29.3 | 0 | 3 | 41 | 0 |
| Dec 4 | @ Buf | W | 5 | 239 | 47.8 | 45.8 | 0 | 4 | 57 | 0 |
| Dec 11 | NO | L | 5 | 226 | 45.2 | 37.6 | 1 | 1 | 52 | 0 |
| Dec 18 | @ Ind | L | 7 | 329 | 47.0 | 45.0 | 0 | 3 | 58 | 0 |
| Dec 24 | Jax | W | 4 | 172 | 43.0 | 41.8 | 0 | 3 | 51 | 0 |
| Jan 1 | @ Hou | W | 6 | 286 | 47.7 | 45.8 | 0 | 4 | 58 | 0 |
| Totals | | 9-7 | 86 | 3,747 | 43.6 | 39.4 | 7 | 31 | 64 | 0 |

2012 Tennessee Titans

| Date | Opp | W/L | No | Yds | Avg | Net | TB | In 20 | Lg | Blk |
|---------------|-------|-------------|-----------|--------------|-------------|-------------|----------|-----------|-----------|----------|
| Sept 9 | NE | L | 4 | 209 | 52.3 | 45.5 | 0 | 2 | 56 | 0 |
| Sept 16 | @ SD | L | 7 | 361 | 51.6 | 48.6 | 1 | 3 | 63 | 0 |
| Sept 23 | Det | W | 1 | 41 | 41.0 | 41.0 | 0 | 0 | 41 | 0 |
| Sept 30 | @ Hou | L | 7 | 326 | 46.6 | 41.7 | 0 | 2 | 60 | 0 |
| Oct 7 | @ Min | L | 6 | 256 | 42.7 | 42.8 | 0 | 3 | 53 | 0 |
| Oct 11 | Pit | W | 5 | 261 | 52.2 | 44.8 | 1 | 2 | 61 | 0 |
| Oct 21 | @ Buf | W | 3 | 124 | 41.3 | 34.7 | 1 | 2 | 57 | 0 |
| Oct 28 | Ind | L | 3 | 130 | 43.3 | 39.0 | 0 | 1 | 61 | 0 |
| Nov 4 | Chi | L | 6 | 299 | 49.8 | 30.0 | 1 | 1 | 59 | 1 |
| Nov 11 | @ Mia | W | 4 | 208 | 52.0 | 48.0 | 0 | 3 | 71 | 0 |
| Nov 25 | @ Jax | L | 4 | 201 | 50.3 | 49.0 | 0 | 1 | 57 | 0 |
| Dec 2 | Hou | L | 6 | 303 | 50.5 | 39.3 | 0 | 2 | 70 | 0 |
| Dec 9 | @ Ind | L | 3 | 165 | 55.0 | 47.0 | 0 | 1 | 57 | 0 |
| Dec 17 | NYJ | W | 10 | 391 | 39.1 | 36.4 | 1 | 4 | 55 | 0 |
| Dec 23 | @ GB | L | 8 | 376 | 47.0 | 34.4 | 0 | 2 | 54 | 0 |
| Dec 30 | Jax | W | 4 | 204 | 51.0 | 35.8 | 0 | 1 | 55 | 1 |
| Totals | | 6-10 | 81 | 3,855 | 47.6 | 40.4 | 5 | 30 | 71 | 2 |

2013 Tennessee Titans

| Date | Opp | W/L | No | Yds | Avg | Net | TB | In 20 | Lg | Blk |
|---------------|-------|------------|-----------|--------------|-------------|-------------|----------|-----------|-----------|----------|
| Sept 8 | @ Pit | W | 5 | 208 | 41.6 | 41.4 | 0 | 4 | 55 | 0 |
| Sept 15 | @ Hou | L | 8 | 382 | 47.8 | 46.6 | 0 | 1 | 54 | 0 |
| Sept 22 | SD | W | 3 | 140 | 46.7 | 44.3 | 0 | 2 | 63 | 0 |
| Sept 29 | NYJ | W | 7 | 293 | 41.9 | 40.9 | 0 | 4 | 54 | 0 |
| Oct 6 | KC | L | 6 | 272 | 45.3 | 38.8 | 0 | 2 | 56 | 0 |
| Oct 13 | @ Sea | L | 4 | 140 | 35.0 | 31.3 | 0 | 1 | 46 | 0 |
| Oct 20 | SF | L | 6 | 263 | 43.8 | 43.8 | 0 | 3 | 55 | 0 |
| Nov 3 | @ StL | W | 5 | 228 | 45.6 | 35.0 | 1 | 1 | 55 | 0 |
| Nov 10 | Jax | L | 5 | 219 | 43.8 | 42.6 | 0 | 1 | 53 | 0 |
| Nov 14 | Ind | L | 3 | 117 | 39.0 | 34.0 | 0 | 0 | 48 | 0 |
| Nov 24 | @ Oak | W | 4 | 163 | 40.8 | 29.0 | 0 | 1 | 49 | 1 |
| Dec 1 | @ Ind | L | 6 | 222 | 37.0 | 32.2 | 0 | 4 | 35 | 0 |
| Dec 8 | @ Den | L | 4 | 201 | 50.3 | 43.5 | 0 | 0 | 62 | 0 |
| Dec 15 | Ari | L | 3 | 145 | 48.3 | 48.3 | 0 | 2 | 51 | 0 |
| Dec 22 | @ Jax | W | 3 | 140 | 46.7 | 38.7 | 1 | 0 | 50 | 0 |
| Dec 29 | Hou | W | 6 | 253 | 42.2 | 42.2 | 0 | 6 | 56 | 0 |
| Totals | | 7-9 | 78 | 3,386 | 43.4 | 39.7 | 2 | 32 | 63 | 1 |

2014 Tennessee Titans

| Date | Opp | W/L | No | Yds | Avg | Net | TB | In 20 | Lg | Blk |
|---------------|-------|-------------|-----------|--------------|-------------|-------------|----------|-----------|-----------|----------|
| Sept 7 | @ KC | W | 6 | 304 | 50.7 | 42.8 | 0 | 3 | 63 | 0 |
| Sept 14 | Dal | L | 5 | 225 | 45.0 | 38.0 | 1 | 1 | 54 | 0 |
| Sept 21 | @ Cin | L | 4 | 141 | 35.3 | 25.3 | 2 | 0 | 45 | 0 |
| Sept 28 | @ Ind | L | 6 | 265 | 44.2 | 41.8 | 0 | 2 | 55 | 0 |
| Oct 5 | Cle | L | 4 | 188 | 47.0 | 34.8 | 0 | 1 | 54 | 1 |
| Oct 12 | Jax | W | 5 | 249 | 49.8 | 39.8 | 2 | 3 | 69 | 0 |
| Oct 19 | @ Was | L | 5 | 196 | 39.2 | 39.0 | 0 | 2 | 44 | 0 |
| Oct 26 | Hou | L | 6 | 310 | 51.7 | 48.7 | 0 | 2 | 62 | 0 |
| Nov 9 | @ Bal | L | 8 | 414 | 51.8 | 48.8 | 0 | 0 | 58 | 0 |
| Nov 17 | Pit | L | 4 | 141 | 35.3 | 31.8 | 0 | 2 | 51 | 0 |
| Nov 23 | @ Phi | L | 6 | 294 | 49.0 | 40.7 | 0 | 2 | 57 | 0 |
| Nov 30 | @ Hou | L | 5 | 226 | 45.2 | 41.2 | 0 | 2 | 58 | 0 |
| Dec 7 | NYJ | L | 6 | 284 | 47.3 | 39.2 | 0 | 1 | 55 | 0 |
| Dec 14 | NYJ | L | 6 | 295 | 49.2 | 45.3 | 0 | 3 | 56 | 0 |
| Dec 18 | @ Jax | L | 5 | 203 | 40.6 | 34.4 | 1 | 1 | 51 | 0 |
| Dec 28 | Ind | L | 7 | 383 | 54.7 | 46.1 | 1 | 3 | 79 | 0 |
| Totals | | 2-14 | 88 | 4,118 | 46.8 | 40.8 | 7 | 28 | 79 | 1 |

2015 Tennessee Titans

| Date | Opp | W/L | No | Yds | Avg | Net | TB | In 20 | Lg | Blk |
|---------|-------|------|----|-------|------|------|----|-------|----|-----|
| Sept 13 | @ TB | W | 4 | 189 | 47.3 | 43.0 | 0 | 1 | 57 | 0 |
| Sept 20 | @ Cle | L | 6 | 298 | 49.7 | 24.0 | 0 | 1 | 55 | 0 |
| Sept 27 | Ind | L | 5 | 212 | 42.4 | 42.4 | 0 | 2 | 49 | 0 |
| Oct 11 | Buf | L | 6 | 251 | 41.8 | 31.8 | 1 | 3 | 58 | 0 |
| Oct 18 | Mia | L | 3 | 125 | 41.7 | 39.7 | 0 | 2 | 61 | 0 |
| Oct 25 | Atl | L | 7 | 305 | 43.6 | 41.9 | 0 | 5 | 54 | 0 |
| Nov 1 | @ Hou | L | 7 | 349 | 49.9 | 45.9 | 0 | 3 | 60 | 0 |
| Nov 8 | @ NO | W | 5 | 253 | 50.6 | 46.4 | 0 | 2 | 56 | 0 |
| Nov 15 | Car | L | 5 | 259 | 51.8 | 39.6 | 0 | 0 | 56 | 0 |
| Nov 19 | @ Jax | L | 5 | 226 | 45.2 | 30.0 | 0 | 2 | 56 | 0 |
| Nov 29 | Oak | L | 6 | 287 | 47.8 | 39.7 | 0 | 1 | 60 | 0 |
| Dec 6 | Jax | W | 3 | 133 | 44.3 | 38.3 | 0 | 1 | 51 | 0 |
| Dec 13 | @ NYJ | L | 6 | 289 | 48.2 | 42.8 | 0 | 1 | 55 | 0 |
| Dec 20 | @ NE | L | 5 | 272 | 54.4 | 47.2 | 0 | 1 | 61 | 0 |
| Dec 27 | Hou | L | 9 | 427 | 47.4 | 43.3 | 0 | 7 | 60 | 0 |
| Jan 3 | @ Ind | L | 6 | 300 | 50.0 | 47.0 | 0 | 2 | 52 | 0 |
| Totals | | 3-13 | 88 | 4,175 | 47.4 | 40.3 | 1 | 34 | 61 | 0 |

BRETT KERN'S GAME-BY-GAME CONT.

2016 Tennessee Titans

| Date | Opp | W/L | No | Yds | Avg | Net | TB | In 20 | Lg | Blk |
|---------------|-------|------------|-----------|--------------|-------------|-------------|----------|-----------|-----------|----------|
| Sept 11 | Min | L | 5 | 231 | 46.2 | 38.4 | 1 | 1 | 64 | 0 |
| Sept 18 | @ Det | W | 3 | 142 | 47.3 | 39.7 | 0 | 1 | 54 | 0 |
| Sept 25 | Oak | L | 6 | 311 | 51.8 | 45.5 | 0 | 3 | 62 | 0 |
| Oct 2 | @ Hou | L | 5 | 257 | 51.4 | 30.6 | 1 | 1 | 71 | 0 |
| Oct 9 | @ Mia | W | 5 | 175 | 35.0 | 17.8 | 0 | 3 | 51 | 0 |
| Oct 16 | Cle | W | 5 | 225 | 45.0 | 43.8 | 0 | 3 | 52 | 0 |
| Oct 23 | Ind | L | 4 | 188 | 47.0 | 42.5 | 0 | 3 | 62 | 0 |
| Oct 27 | Jax | W | 4 | 155 | 38.8 | 38.8 | 0 | 2 | 44 | 0 |
| Nov 6 | @ SD | L | 4 | 182 | 45.5 | 44.8 | 0 | 1 | 55 | 0 |
| Nov 13 | GB | W | 4 | 166 | 41.5 | 38.0 | 0 | 0 | 46 | 0 |
| Nov 20 | @ Ind | L | 5 | 219 | 43.8 | 37.4 | 1 | 1 | 57 | 0 |
| Nov 27 | @ Chi | W | 4 | 177 | 44.3 | 43.3 | 0 | 2 | 47 | 0 |
| Dec 11 | Den | W | 7 | 308 | 44.0 | 38.1 | 1 | 3 | 61 | 0 |
| Dec 18 | @ KC | W | 4 | 142 | 35.5 | 34.8 | 0 | 0 | 38 | 0 |
| Dec 24 | @ Jax | L | 7 | 313 | 44.7 | 43.3 | 0 | 3 | 54 | 0 |
| Jan 1 | Hou | W | 5 | 211 | 42.2 | 41.0 | 0 | 5 | 48 | 0 |
| Totals | | 9-7 | 77 | 3,402 | 44.2 | 38.6 | 4 | 32 | 71 | 0 |

2017 Tennessee Titans

| Date | Opp | W/L | No | Yds | Avg | Net | TB | In 20 | Lg | Blk |
|-----------------|-------|------------|-----------|--------------|-------------|-------------|----------|-----------|-----------|----------|
| Sept 10 | Oak | L | 4 | 188 | 47.0 | 40.8 | 1 | 2 | 53 | 0 |
| Sept 17 | @ Jax | W | 3 | 125 | 41.7 | 40.3 | 0 | 0 | 42 | 0 |
| Sept 24 | Sea | W | 6 | 341 | 56.8 | 48.2 | 1 | 2 | 66 | 0 |
| Oct 1 | @ Hou | L | 5 | 246 | 49.2 | 48.4 | 0 | 1 | 54 | 0 |
| Oct 8 | @ Mia | L | 10 | 549 | 54.9 | 50.2 | 0 | 4 | 71 | 0 |
| Oct 16 | Ind | W | 1 | 44 | 44.0 | 44.0 | 0 | 1 | 44 | 0 |
| Oct 22 | @ Cle | W | 4 | 208 | 52.0 | 43.8 | 1 | 2 | 58 | 0 |
| Nov 5 | Bal | W | 5 | 256 | 51.2 | 46.8 | 0 | 3 | 56 | 0 |
| Nov 12 | Cin | W | 6 | 339 | 56.5 | 42.2 | 2 | 1 | 74 | 0 |
| Nov 16 | @ Pit | L | 3 | 142 | 47.3 | 39.7 | 0 | 0 | 54 | 0 |
| Nov 26 | @ Ind | W | 3 | 139 | 46.3 | 46.3 | 0 | 1 | 58 | 0 |
| Dec 3 | Hou | W | 4 | 199 | 49.8 | 42.5 | 0 | 2 | 59 | 0 |
| Dec 10 | @ Ari | L | 6 | 313 | 52.2 | 46.7 | 0 | 2 | 58 | 0 |
| Dec 17 | @ SF | L | 2 | 111 | 55.5 | 49.5 | 0 | 1 | 59 | 0 |
| Dec 24 | LAR | L | 4 | 145 | 36.3 | 35.5 | 0 | 2 | 62 | 0 |
| Dec 31 | Jax | W | 9 | 383 | 42.6 | 41.1 | 0 | 4 | 70 | 0 |
| Totals | | 9-7 | 75 | 3,728 | 49.7 | 44.6 | 5 | 28 | 74 | 0 |
| Playoffs | | | | | | | | | | |
| Jan 6 | @ KC | W | 3 | 131 | 43.7 | 41.0 | 0 | 2 | 57 | 0 |
| Jan 13 | @ NE | L | 7 | 316 | 45.1 | 41.3 | 0 | 2 | 62 | 0 |
| Totals | | 1-1 | 10 | 447 | 44.7 | 41.2 | 0 | 4 | 62 | 0 |

2018 Tennessee Titans

| Date | Opp | W/L | No | Yds | Avg | Net | TB | In 20 | Lg | Blk |
|---------------|-------|------------|-----------|--------------|-------------|-------------|----------|-----------|-----------|----------|
| Sept 9 | @ Mia | L | 4 | 179 | 44.8 | 44.5 | 0 | 4 | 55 | 0 |
| Sept 16 | Hou | W | 5 | 261 | 52.2 | 47.2 | 0 | 1 | 62 | 0 |
| Sept 23 | @ Jax | W | 6 | 280 | 46.7 | 41.5 | 1 | 3 | 54 | 0 |
| Sept 30 | Phi | W | 5 | 254 | 50.8 | 38.4 | 1 | 2 | 58 | 0 |
| Oct 7 | @ Buf | L | 2 | 106 | 53.0 | 49.0 | 0 | 1 | 61 | 0 |
| Oct 14 | Bal | L | 9 | 375 | 41.7 | 36.1 | 0 | 3 | 52 | 0 |
| Oct 21 | @ LAC | L | 2 | 103 | 51.5 | 44.5 | 0 | 0 | 54 | 0 |
| Nov 5 | @ Dal | W | 1 | 45 | 45.0 | 38.0 | 0 | 1 | 45 | 0 |
| Nov 11 | NE | W | 5 | 241 | 48.2 | 42.2 | 0 | 2 | 55 | 0 |
| Nov 18 | @ Ind | L | 6 | 296 | 49.3 | 38.5 | 0 | 3 | 58 | 0 |
| Nov 26 | @ Hou | L | 6 | 298 | 49.7 | 43.5 | 0 | 2 | 59 | 0 |
| Dec 2 | NYJ | W | 6 | 266 | 44.3 | 34.6 | 1 | 1 | 53 | 1 |
| Dec 6 | Jax | W | 2 | 118 | 59.0 | 59.0 | 0 | 1 | 62 | 0 |
| Dec 16 | @ NYG | W | 5 | 220 | 44.0 | 43.6 | 0 | 5 | 57 | 0 |
| Dec 22 | Was | W | 4 | 169 | 42.3 | 42.3 | 0 | 4 | 50 | 0 |
| Dec 30 | Ind | L | 6 | 272 | 45.3 | 45.3 | 0 | 6 | 58 | 0 |
| Totals | | 9-7 | 74 | 3,483 | 47.1 | 41.7 | 3 | 39 | 62 | 1 |

2019 Tennessee Titans

| Date | Opp | W/L | No | Yds | Avg | Net | TB | In 20 | Lg | Blk |
|-----------------|-------|------------|-----------|--------------|-------------|-------------|----------|-----------|-----------|----------|
| Sept 8 | @ Cle | W | 6 | 277 | 46.2 | 43.2 | 0 | 3 | 70 | 0 |
| Sept 15 | Ind | L | 6 | 288 | 48.0 | 41.0 | 0 | 2 | 61 | 0 |
| Sept 19 | @ Jax | L | 8 | 372 | 46.5 | 40.1 | 2 | 4 | 63 | 0 |
| Sept 29 | @ Atl | W | 5 | 225 | 45.0 | 44.6 | 0 | 5 | 53 | 0 |
| Oct 6 | Buf | L | 6 | 300 | 50.0 | 49.7 | 0 | 1 | 56 | 0 |
| Oct 13 | @ Den | L | 9 | 424 | 47.1 | 41.8 | 0 | 8 | 61 | 0 |
| Oct 20 | LAC | W | 2 | 84 | 42.0 | 42.0 | 0 | 2 | 50 | 0 |
| Oct 27 | TB | W | 5 | 248 | 49.6 | 40.6 | 0 | 1 | 61 | 0 |
| Nov 3 | @ Car | L | 3 | 139 | 46.3 | 42.7 | 0 | 0 | 53 | 0 |
| Nov 10 | KC | W | 4 | 204 | 51.0 | 49.8 | 0 | 2 | 65 | 0 |
| Nov 24 | Jax | W | 3 | 132 | 44.0 | 45.7 | 0 | 1 | 49 | 0 |
| Dec 1 | @ Ind | W | 5 | 244 | 48.8 | 42.4 | 0 | 4 | 65 | 0 |
| Dec 8 | @ Oak | W | 2 | 102 | 51.0 | 45.0 | 0 | 0 | 55 | 0 |
| Dec 15 | Hou | L | 3 | 145 | 48.3 | 48.3 | 0 | 1 | 52 | 0 |
| Dec 22 | NO | L | 7 | 299 | 42.7 | 39.7 | 0 | 1 | 55 | 0 |
| Dec 29 | @ Hou | W | 4 | 189 | 47.3 | 41.0 | 0 | 2 | 58 | 0 |
| Totals | | 9-7 | 78 | 3,672 | 47.1 | 43.1 | 2 | 37 | 70 | 0 |
| Playoffs | | | | | | | | | | |
| Jan 4 | @ NE | W | 6 | 275 | 45.8 | 42.0 | 0 | 4 | 58 | 0 |
| Jan 11 | @ Bal | W | 6 | 315 | 52.5 | 39.2 | 4 | 1 | 63 | 0 |
| Jan 19 | @ KC | L | 3 | 139 | 46.3 | 44.0 | 0 | 1 | 53 | 0 |
| Totals | | 2-1 | 15 | 729 | 48.6 | 41.3 | 4 | 6 | 63 | 0 |

BRETT KERN'S NFL STATISTICS

REGULAR SEASON

| Year | Team | GP | No. | PUNTING | | | | | | | | |
|-------------------|------------------|------------|------------|---------------|-------------|------------|--------------|-----------|------------|-----------|----------|-------------|
| | | | | Yds | Avg | Ret | Yds | TB | In | Lg | Blk | Net |
| 2008 | Denver | 16 | 46 | 2,150 | 46.7 | 28 | 330 | 4 | 13 | 64 | 0 | 37.8 |
| 2009 | Denver/Tennessee | 16 | 64 | 2,910 | 45.5 | 27 | 249 | 10 | 27 | 67 | 0 | 38.5 |
| 2010 | Tennessee | 16 | 77 | 3,302 | 42.9 | 35 | 214 | 4 | 24 | 68 | 0 | 39.1 |
| 2011 | Tennessee | 16 | 86 | 3,747 | 43.6 | 36 | 221 | 7 | 31 | 64 | 0 | 39.4 |
| 2012 | Tennessee | 16 | 81 | 3,855 | 47.6 | 39 | 405 | 5 | 30 | 71 | 2 | 40.4 |
| 2013 | Tennessee | 16 | 78 | 3,386 | 43.4 | 35 | 210 | 2 | 32 | 63 | 1 | 39.7 |
| 2014 | Tennessee | 16 | 88 | 4,118 | 46.8 | 43 | 350 | 7 | 28 | 79 | 1 | 40.8 |
| 2015 | Tennessee | 16 | 88 | 4,175 | 47.4 | 47 | 605 | 1 | 34 | 61 | 0 | 40.3 |
| 2016 | Tennessee | 16 | 77 | 3,402 | 44.2 | 36 | 347 | 4 | 32 | 71 | 0 | 38.6 |
| 2017 | Tennessee | 16 | 75 | 3,728 | 49.7 | 40 | 286 | 5 | 28 | 74 | 0 | 44.6 |
| 2018 | Tennessee | 16 | 74 | 3,483 | 47.1 | 33 | 296 | 3 | 39 | 62 | 1 | 41.7 |
| 2019 | Tennessee | 16 | 78 | 3,672 | 47.1 | 30 | 269 | 2 | 37 | 70 | 0 | 43.1 |
| NFL Totals | | 192 | 912 | 41,928 | 46.0 | 429 | 3,782 | 54 | 355 | 79 | 5 | 40.4 |

PLAYOFFS

| Year | Team | GP | No. | PUNTING | | | | | | | | |
|-------------------|-----------|----------|-----------|-------------|-------------|----------|-----------|----------|-----------|-----------|----------|-------------|
| | | | | Yds | Avg | Ret | Yds | TB | In | Lg | Blk | Net |
| 2017 | Tennessee | 2 | 10 | 447 | 44.7 | 5 | 35 | 0 | 4 | 62 | 0 | 41.2 |
| 2019 | Tennessee | 3 | 15 | 729 | 48.6 | 3 | 30 | 4 | 6 | 63 | 0 | 41.3 |
| NFL Totals | | 5 | 25 | 1176 | 47.0 | 8 | 65 | 4 | 10 | 63 | 0 | 41.2 |

Single-Game Highs

Punts - 10 (Twice, last at Miami 10/8/17)
 Yards - 549 at Miami (10/8/17)
 Gross Avg. - 56.8 vs. Seattle (9/24/17)
 Net Avg. - 50.2 at Miami (10/8/17)
 Long Punt - 79 vs. Indianapolis (12/28/14)
 In20 - **8 at Denver (10/13/19)**

Playoff Single-Game Highs

Punts - 7 at New England (1/13/18)
 Yards - 316 at New England (1/13/18)
 Gross Avg. - **52.5 at Baltimore (1/11/20)**
 Net Avg. - **44.0 at Kansas City (1/19/20)**
 Long Punt - **63 at Baltimore (1/11/20)**
 In20 - **4 at New England (1/4/20)**

Additional Statistics

Rushing - 1 rush for 21 yards vs. Denver (9/25/11); **1 for 0 yards vs. Tampa Bay (10/27/19)**
 Pass Attempts - **1 for 1 for 11 yards vs. L.A. Chargers (10/20/19); 0 for 1 vs. Houston (12/15/19)**
 Tackles - 1 (2012), 1 (2018)

Additional Playoff Statistics

Pass Attempts - **1 for 1 for 28 yards at Kansas City (1/19/20)**



58 HAROLD LANDRY III

OUTSIDE LINEBACKER • 6'2" • 252 LBS • COLLEGE: BOSTON COLLEGE
ACQUIRED: 2ND ROUND - 2018 • NFL EXPERIENCE (NFL/TITANS): 2/2
HOMETOWN: SPRING LAKE, N.C.
GAMES PLAYED/GAMES STARTED: 31/19 (PLAYOFFS: 3/3)



PRO: The Titans traded up to select outside linebacker Harold Landry III with the 41st overall pick in the second round of the 2018 NFL Draft. The 6-foot-2-inch, 252-pound defender possesses a unique ability to bend the edge as a pass rusher and use his speed, athleticism and long arms to get to the quarterback. He finished his career at Boston College ranked second in school history with 26 career sacks.

CAREER HIGHLIGHTS:

- In 2018, made his NFL debut and appeared in 15 games on the season. His 4.5 sacks tied for third on the team and his 18 quarterback pressures tied for second.

TITANS TIDBITS:

- Landry could have entered the NFL Draft following his 16.5-sack junior season at Boston College. However, he chose to stay in school and received his degree in communications in December 2017.
- Landry enjoys traveling. One of his favorite getaways is Destin, Fla.
- He and his son, Greyson, share the same June 5 birthday.
- Landry's 26 career sacks at Boston College were exceeded in school history by only Mathias Kiwanuka (37.5 from 2002-05).
- In 2016, he set a Boston College record and led the nation with 16.5 sacks. His seven forced fumbles also ranked first nationally.

CAREER TRANSACTIONS:

- The Spring Lake, N.C., native was selected by the Titans in the second round (41st overall) of the 2018 NFL Draft.

SEASON RECAPS:

2019 (16/16, 3/3): Started all 16 games at outside linebacker and led the team with a career-high nine sacks. Ranked second on the squad with a career-best 28 quarterback pressures. Also notched a career-high 81 tackles, four stops for loss, an interception, a forced fumble and two fumble recoveries. Started all three postseason contests and recorded eight tackles, a sack, a team-best eight quarterback pressures, a stop for loss and a pass defended. Led or tied for the team lead in sacks eight times in 2019 (vs. IND, at ATL, vs. BUF, vs. TB, at CAR, vs. KC, vs. JAX, at IND). Led or tied for the team lead in quarterback pressures nine times in 2019 (vs. LAC, at CAR, vs. KC, vs. JAX, at IND, vs. HOU, at NE, at BAL, at KC).

- At Cleveland (9/8), started at outside linebacker and collected five tackles and a quarterback pressure.
- Against Indianapolis (9/15), started at outside linebacker and tallied six tackles, including a sack, a tackle for loss and a fumble recovery. Recovered a Jacoby Brissett fumble midway through the third quarter. Dropped Marlon Mack for no gain on a rush off left end in the final quarter. Ended a Colts' drive by sacking Brissett on third-and-five in the fourth quarter. Stonewalled Mack for a three-yard loss on a rush off left guard in the fourth stanza.
- At Jacksonville (9/19), started at outside linebacker and posted four tackles, including a stop for loss. Stuffed Leonard Fournette for a three-yard loss on a rush up the middle in the first quarter.
- At Atlanta (9/29), started at outside linebacker and registered five tackles, including a team-best and career-high two sacks. Sacked Matt Ryan for a six-yard loss in the third quarter. Ended a Falcons' drive by dropping Ryan for a nine-yard sack on fourth-and-one in the third stanza.
- Against Buffalo (10/6), started at outside linebacker and notched seven tackles, including a sack, a stop for loss and a quarterback pressure. Ended a Bills' drive by coming off the edge and sacking Josh Allen for a six-yard loss on third-and-four early in the third quarter. Teamed with Reggie

Gilbert to stuff Frank Gore for a one-yard loss on a rush off left end late in the fourth quarter.

- At Denver (10/13), started at outside linebacker and recorded seven tackles and a quarterback pressure. Stuffed Emmanuel Sanders for no gain on a short pass in the flat in the opening stanza.
- Against L.A. Chargers (10/20), started at outside linebacker and posted three tackles, while tying for the team lead with four quarterback pressures. Teamed with Jeffery Simmons to stonewall Melvin Gordon for a one-yard loss on a rush off right tackle in the opening quarter.
- Against Tampa Bay (10/27), started at outside linebacker and tallied five tackles, including a sack, a forced fumble and a fumble recovery. Combined with Kevin Byard to stuff Ronald Jones for a two-yard loss on a rush up the middle in the first quarter. Came off the edge and sacked Jameis Winston while forcing a fumble that he recovered at the Buccaneers' 36-yard line in the final stanza.
- At Carolina (11/3), started at outside linebacker and produced seven tackles, a sack, an interception, two quarterback pressures and a stop for loss. Collected his first career interception by picking off a Kyle Allen pass that was initially tipped by Kenny Vaccaro on third-and-nine in the opening stanza. Dropped Kyle Allen for an eight-yard sack early in the second quarter. Stonewalled Kyle Allen for a two-yard loss on a bootleg run late in the game.
- Against Kansas City (11/10), started at outside linebacker and registered three tackles, including a sack and a team-high three quarterback pressures. Registered a sack in his third consecutive game. Came off the edge and sacked Patrick Mahomes for an eight-yard loss late in the second quarter.
- Against Jacksonville (11/24), started at outside linebacker and notched eight tackles, including a sack and a team-high three quarterback pressures. Knocked the Jaguars out of field goal range by dropping Nick Foles for an eight-yard sack on third-and-15 in the opening stanza. Recorded his fourth consecutive game with at least one sack.
- At Indianapolis (12/1), started at outside linebacker and posted seven tackles, a sack and a team-best four quarterback pressures. Combined with Austin Johnson to stuff Jonathan Williams for a two-yard loss on a rush off right end late in the first quarter. Dropped Jacoby Brissett for a two-yard sack early in the third quarter. Extended his streak of consecutive games with a sack to five. Stonewalled Jordan Wilkins for no gain on a rush off left end late in the third quarter.
- At Oakland (12/8), started at outside linebacker and amassed five tackles and two quarterback pressures. Dropped Jalen Richard for no gain on a rush off left tackle in the second stanza.
- Against Houston (12/15), started at outside linebacker and totaled four tackles and a team-high three quarterback pressures.
- Against New Orleans (12/22), started at outside linebacker and produced two tackles and a quarterback pressure.
- At Houston (12/29), started at outside linebacker and recorded three tackles and two quarterback pressures. Teamed with Kenny Vaccaro to stuff Taiwan Jones for no gain on a rush off right end in the third quarter.
- At New England (1/4), started at outside linebacker in his postseason debut and posted a tackle, a pass defended and a team-high three quarterback pressures. Halted a Patriots' drive by stuffing Elandon Roberts for no gain on a third-and-one rush in the second stanza. Broke up a pass intended for Mohamed Sanu Jr. late in the third quarter.
- At Baltimore (1/11), started at outside linebacker and recorded five tackles, including a sack, a stop for loss and three quarterback pressures. Ended a Ravens' drive by stuffing Lamar Jackson for no gain on a fourth-and-one quarterback sneak in the third quarter. Sacked Lamar Jackson for a one-yard loss on a scramble play late in the fourth quarter.

- At Kansas City (1/19), started at outside linebacker and registered two tackles and two quarterback pressures.

2018 (15/3): Played in 15 games (inactive at Miami 9/9) with three starts at outside linebacker as a rookie. Tied for third on the team with 4.5 sacks and tied for second on the squad with 18 quarterback pressures. Collected 46 tackles, two stops for loss, two passes defended and a forced fumble. Notched four special teams tackles on coverage units. Was inactive for the regular season opener. Led or tied for the team lead in sacks four times in 2018 (vs. PHI, at DAL, vs. WAS, vs. IND). Led or tied for the team lead in quarterback pressures three times in 2018 (at IND, at NYG, vs. IND). Tied for the team lead in special teams tackles once in 2018 (at BUF). Saw action in his first career NFL game against Houston (9/16/18). Registered his first career sack against Philadelphia (9/30/18). Made his first career start at N.Y. Giants (12/16/18).

- Against Houston (9/16), made his NFL debut as a reserve at outside linebacker and tallied a tackle and two quarterback pressures.
- At Jacksonville (9/23), played as a reserve at outside linebacker and posted three tackles and a quarterback pressure. Halted a Jaguars' drive by stonewalling T.J. Yeldon for no gain on a short pass on third-and-10 late in the second quarter.
- Against Philadelphia (9/30), played as a reserve at outside linebacker and notched four tackles, including a sack, a stop for loss, a forced fumble and a quarterback pressure. Dropped Jay Ajayi for a two-yard loss on a short pass in the first quarter. Came off the edge and strip-sacked Carson Wentz and the fumble was recovered by Derrick Morgan at the Eagles' 35-yard line early in the fourth quarter.
- At Dallas (11/5), played as a reserve at outside linebacker and posted four tackles, including a sack, a stop for loss and a quarterback pressure. Stuffed Ezekiel Elliott for a two-yard loss on a rush off left tackle in the first stanza. Halted a Cowboys' drive by dropping Dak Prescott for an eight-yard sack in the fourth quarter.
- At Houston (11/26), saw action as a reserve at outside linebacker and recorded a career-best six tackles, including a half sack. Teamed with Bennie Logan to drop Alfred Blue for a two-yard loss on a rush off right tackle late in the third quarter. Ended a Texans' drive by combining with Brian Orakpo to sack Deshaun Watson for an eight-yard loss on third-and-three late in the third quarter.
- Against N.Y. Jets (12/2), played as a reserve at outside linebacker and tied a career-high with six tackles.
- At N.Y. Giants (12/16), made his first career NFL start at outside linebacker and posted two tackles and a team-best nine quarterback pressures in the Titans' first shutout win since 2000. Stuffed Saquon Barkley for no gain on a rush up the middle in the second quarter.
- Against Washington (12/22), started at outside linebacker and totaled five tackles, including a sack. Came off the edge and dropped Josh Johnson for a 10-yard sack on third-and-nine in the fourth quarter.
- Against Indianapolis (12/30), started at outside linebacker and registered four tackles, including a sack and a quarterback pressure. Halted a Colts' drive by coming off the edge and dropping Andrew Luck for a seven-yard sack on third-and-three early in the fourth quarter.

COLLEGE:

- In 46 career games playing defensive end for Boston College, he totaled 160 tackles, 26 sacks, 47.5 tackles for loss, seven passes defended, 10 forced fumbles, one fumble recovery and one interception. His sack total and tackles for loss total ranked second in Eagles history.
- As a senior (2017), played and started eight games before a season-ending ankle injury ended his year. Finished second on the team with five sacks and totaled 38 tackles, 8.5 tackles for loss and two passes defended. Named third-team All-ACC and SBNation honorable mention All-American.
- As a junior (2016), played in all 13 games and recorded 12 starts. Set the school's single-season record with 16.5 sacks, which led the nation. Recorded seven forced fumbles, which also led the country, while his 22 tackles for loss ranked fifth nationally and ranked second all-time for

the Eagles. His numerous honors included Walter Camp second-team All-America, AP second-team All-America, Phil Steele fourth-team All-America, second-team All-ACC (Atlantic Coast Sports Media Association and head coaches), AP and Phil Steele first-team All-ACC, the Division I Gold Helmet of the Year and the George "Bulger" Lowe awards.

- As a sophomore (2015), appeared in all 12 games with 11 starts, including the final nine games of the season. Recorded 60 tackles, 15.5 tackles for a loss, 4.5 sacks, three forced fumbles and one fumble recovery. Earned honorable mention All-ACC honors from the league's coaches. He was a member of a defense that was ranked first nationally in total defense (254.3 yards per game). In the ACC, tied for fourth in forced fumbles and tied for eighth in tackles for loss.
- As a freshman (2014), appeared in all 13 games and recorded 11 tackles and 1.5 tackles for a loss.
- Graduated from Boston College with a degree in communications in December 2017.

PERSONAL:

- He and his wife, Danielle, have a son, Greyson.
- At Pine Forest (Fayetteville, N.C.) High School, earned Semper Fi All-America honors as a senior in 2013. Also garnered Associated Press All-State and first-team All-Conference honors in 2013. Ranked seventh among all high school players in North Carolina by Rivals.com. Named the 2013 Mid-South Defensive Player of the Year. Finished the 2013 campaign with 96 tackles (78 solo), 15 tackles for a loss and 17 sacks.
- Tallied second-team All-Conference honors in 2012.
- List of favorites: (TV show) "Suits"; (movie) "Transformers"; (musicians) 21 Savage and Drake; (song on his pregame playlist) "Dreams and Nightmares" by Meek Mill; (meal) Honeycomb cereal; (dessert) vanilla ice cream; and (throwback jersey) Dwyane Wade's Marquette jersey.
- He is the son of Doreen and Harold Landry.
- Follow Landry on Twitter and Instagram at @haroldlandry.
- Born Harold Antonio Landry III on June 5, 1996 in Spring Lake, N.C.

HAROLD LANDRY III'S DEFENSIVE GAME-BY-GAME

2018 Tennessee Titans

| Date | Opp | W/L | P/S | Tot | Solo | Asst | Sk | - Yds | QBP | TFL | Int | - Yds | -TD | PD | FF | FR | - Yds | SpT |
|---------|-------|-----|------|-----|------|------|-----|-------|-----|-----|-----|-------|-----|----|----|----|-------|-----|
| Sept 9 | @ Mia | L | IA | | | | | | | | | | | | | | | |
| Sept 16 | Hou | W | p | 1 | 0 | 1 | 0.0 | 0.0 | 2 | 0 | 0 | 0 | 0 | 0 | 0 | 0 | 0 | 0 |
| Sept 23 | @ Jax | W | p | 3 | 2 | 1 | 0.0 | 0.0 | 1 | 0 | 0 | 0 | 0 | 0 | 0 | 0 | 0 | 0 |
| Sept 30 | Phi | W | p | 4 | 3 | 1 | 1.0 | 5.0 | 1 | 1 | 0 | 0 | 0 | 0 | 1 | 0 | 0 | 0 |
| Oct 7 | @ Buf | L | p | 2 | 1 | 1 | 0.0 | 0.0 | 1 | 0 | 0 | 0 | 0 | 0 | 0 | 0 | 0 | 1 |
| Oct 14 | Bal | L | p | 2 | 1 | 1 | 0.0 | 0.0 | 0 | 0 | 0 | 0 | 0 | 1 | 0 | 0 | 0 | 0 |
| Oct 21 | @ LAC | L | p | 2 | 0 | 2 | 0.0 | 0.0 | 0 | 0 | 0 | 0 | 0 | 0 | 0 | 0 | 0 | 1 |
| Nov 5 | @ Dal | W | p | 4 | 2 | 2 | 1.0 | 8.0 | 1 | 1 | 0 | 0 | 0 | 0 | 0 | 0 | 0 | 0 |
| Nov 11 | NE | W | p | 2 | 1 | 1 | 0.0 | 0.0 | 1 | 0 | 0 | 0 | 0 | 0 | 0 | 0 | 0 | 0 |
| Nov 18 | @ Ind | L | p | 3 | 2 | 1 | 0.0 | 0.0 | 1 | 0 | 0 | 0 | 0 | 0 | 0 | 0 | 0 | 1 |
| Nov 26 | @ Hou | L | p | 6 | 4 | 2 | 0.5 | 4.0 | 0 | 0 | 0 | 0 | 0 | 0 | 0 | 0 | 0 | 0 |
| Dec 2 | NYJ | W | p | 6 | 3 | 3 | 0.0 | 0.0 | 0 | 0 | 0 | 0 | 0 | 0 | 0 | 0 | 0 | 0 |
| Dec 6 | Jax | W | p | 0 | 0 | 0 | 0.0 | 0.0 | 0 | 0 | 0 | 0 | 0 | 1 | 0 | 0 | 0 | 1 |
| Dec 16 | @ NYG | W | S | 2 | 1 | 1 | 0.0 | 0.0 | 9 | 0 | 0 | 0 | 0 | 0 | 0 | 0 | 0 | 0 |
| Dec 22 | Was | W | S | 5 | 3 | 2 | 1.0 | 10.0 | 0 | 0 | 0 | 0 | 0 | 0 | 0 | 0 | 0 | 0 |
| Dec 30 | Ind | L | S | 4 | 3 | 1 | 1.0 | 7.0 | 1 | 0 | 0 | 0 | 0 | 0 | 0 | 0 | 0 | 0 |
| Totals | | 9-7 | 15/3 | 46 | 26 | 20 | 4.5 | 34.0 | 18 | 2 | 0 | 0 | 0 | 2 | 1 | 0 | 0 | 4 |

2019 Tennessee Titans

| Date | Opp | W/L | P/S | Tot | Solo | Asst | Sk | - Yds | QBP | TFL | Int | - Yds | -TD | PD | FF | FR | - Yds | SpT |
|----------|-------|-----|-------|-----|------|------|-----|-------|-----|-----|-----|-------|-----|----|----|----|-------|-----|
| Sept 8 | @ Cle | W | S | 5 | 3 | 2 | 0.0 | 0.0 | 1 | 0 | 0 | 0 | 0 | 0 | 0 | 0 | 0 | 0 |
| Sept 15 | Ind | L | S | 6 | 4 | 2 | 1.0 | 0.0 | 1 | 1 | 0 | 0 | 0 | 0 | 0 | 1 | 0 | 0 |
| Sept 19 | @ Jax | L | S | 4 | 2 | 2 | 0.0 | 0.0 | 0 | 1 | 0 | 0 | 0 | 0 | 0 | 0 | 0 | 0 |
| Sept 29 | @ Atl | W | S | 5 | 3 | 2 | 2.0 | 15.0 | 0 | 0 | 0 | 0 | 0 | 0 | 0 | 0 | 0 | 0 |
| Oct 6 | Buf | L | S | 7 | 6 | 1 | 1.0 | 6.0 | 1 | 1 | 0 | 0 | 0 | 0 | 0 | 0 | 0 | 0 |
| Oct 13 | @ Den | L | S | 7 | 6 | 1 | 0.0 | 0.0 | 1 | 0 | 0 | 0 | 0 | 0 | 0 | 0 | 0 | 0 |
| Oct 20 | LAC | W | S | 3 | 2 | 1 | 0.0 | 0.0 | 4 | 0 | 0 | 0 | 0 | 0 | 0 | 0 | 0 | 0 |
| Oct 27 | TB | W | S | 5 | 4 | 1 | 1.0 | 6.0 | 0 | 0 | 0 | 0 | 0 | 0 | 1 | 1 | 0 | 0 |
| Nov 3 | @ Car | L | S | 7 | 6 | 1 | 1.0 | 8.0 | 2 | 1 | 1 | 0 | 0 | 1 | 0 | 0 | 0 | 0 |
| Nov 10 | KC | W | S | 3 | 2 | 1 | 1.0 | 8.0 | 3 | 0 | 0 | 0 | 0 | 0 | 0 | 0 | 0 | 0 |
| Nov 24 | Jax | W | S | 8 | 6 | 2 | 1.0 | 8.0 | 3 | 0 | 0 | 0 | 0 | 0 | 0 | 0 | 0 | 0 |
| Dec 1 | @ Ind | W | S | 7 | 3 | 4 | 1.0 | 2.0 | 4 | 0 | 0 | 0 | 0 | 0 | 0 | 0 | 0 | 0 |
| Dec 8 | @ Oak | W | S | 5 | 4 | 1 | 0.0 | 0.0 | 2 | 0 | 0 | 0 | 0 | 0 | 0 | 0 | 0 | 0 |
| Dec 15 | Hou | L | S | 4 | 3 | 1 | 0.0 | 0.0 | 3 | 0 | 0 | 0 | 0 | 0 | 0 | 0 | 0 | 0 |
| Dec 22 | NO | L | S | 2 | 1 | 1 | 0.0 | 0.0 | 1 | 0 | 0 | 0 | 0 | 0 | 0 | 0 | 0 | 0 |
| Dec 29 | @ Hou | W | S | 3 | 1 | 2 | 0.0 | 0.0 | 2 | 0 | 0 | 0 | 0 | 0 | 0 | 0 | 0 | 0 |
| Totals | | 9-7 | 16/16 | 81 | 56 | 25 | 9.0 | 53.0 | 28 | 4 | 1 | 0 | 0 | 1 | 1 | 2 | 0 | 0 |
| Playoffs | | | | | | | | | | | | | | | | | | |
| Jan 4 | @ NE | W | S | 1 | 1 | 0 | 0.0 | 0.0 | 3 | 0 | 0 | 0 | 0 | 1 | 0 | 0 | 0 | 0 |
| Jan 11 | @ Bal | W | S | 5 | 4 | 1 | 1.0 | 1.0 | 3 | 1 | 0 | 0 | 0 | 0 | 0 | 0 | 0 | 0 |
| Jan 19 | @ KC | L | S | 2 | 1 | 1 | 0.0 | 0.0 | 2 | 0 | 0 | 0 | 0 | 0 | 0 | 0 | 0 | 0 |
| Totals | | 2-1 | 3/3 | 8 | 6 | 2 | 1.0 | 1.0 | 8 | 1 | 0 | 0 | 0 | 1 | 0 | 0 | 0 | 0 |

HAROLD LANDRY III'S NFL STATISTICS

REGULAR SEASON

| Year | Team | GP GS | | TACKLES | | | | | | | INTERCEPTIONS | | | | | FUMBLES | | | |
|------------|-----------|-------|----|---------|------|------|------|------|-----|-----|---------------|-----|----|----|----|---------|----|-----|-----|
| | | | | Tot | Solo | Asst | Sk | Yds | QBP | TFL | No | Yds | Lg | TD | PD | FF | FR | Yds | SpT |
| 2018 | Tennessee | 15 | 3 | 46 | 26 | 20 | 4.5 | 34.0 | 18 | 2 | 0 | 0 | 0 | 0 | 2 | 1 | 0 | 0 | 4 |
| 2019 | Tennessee | 16 | 16 | 81 | 56 | 25 | 9.0 | 53.0 | 28 | 4 | 1 | 0 | 0 | 0 | 1 | 1 | 2 | 0 | 0 |
| NFL Totals | | 31 | 19 | 127 | 82 | 45 | 13.5 | 87.0 | 46 | 6 | 1 | 0 | 0 | 0 | 3 | 2 | 2 | 0 | 4 |

PLAYOFFS

| Year | Team | GP GS | | TACKLES | | | | | | | INTERCEPTIONS | | | | | FUMBLES | | | |
|------------|-----------|-------|---|---------|------|------|-----|-----|-----|-----|---------------|-----|----|----|----|---------|----|-----|-----|
| | | | | Tot | Solo | Asst | Sk | Yds | QBP | TFL | No | Yds | Lg | TD | PD | FF | FR | Yds | SpT |
| 2019 | Tennessee | 3 | 3 | 8 | 6 | 2 | 1.0 | 1.0 | 8 | 1 | 0 | 0 | 0 | 0 | 1 | 0 | 0 | 0 | 0 |
| NFL Totals | | 3 | 3 | 8 | 6 | 2 | 1.0 | 1.0 | 8 | 1 | 0 | 0 | 0 | 0 | 1 | 0 | 0 | 0 | 0 |

Single-Game Highs

Tackles - **8 vs. Jacksonville (11/24/19)**

Sacks - **2 at Atlanta (9/29/19)**

Quarterback Pressures - **9 at N.Y. Giants (12/16/18)**

Interceptions - **1 at Carolina (11/3/19)**

Forced Fumbles - **1 (Twice, last vs. Tampa Bay 10/27/19)**

Fumble Recovery - **1 (Twice, last vs. Tampa Bay 10/27/19)**

Passes Defensed - **1 (Three times, last at Carolina 11/3/19)**

Playoff Single-Game Highs

Tackles - **5 at Baltimore (1/11/20)**

Sacks - **1 at Baltimore (1/11/20)**

Quarterback Pressures - **3 (Twice, last at Baltimore (1/11/20)**

Passes Defensed - **1 at New England (1/4/20)**



77 TAYLOR LEWAN

TACKLE • 6'7" • 309 LBS • COLLEGE: MICHIGAN

ACQUIRED: 1ST ROUND - 2014 • NFL EXPERIENCE (NFL/TITANS): 6/6

HOMETOWN: CAVE CREEK, ARIZ.

GAMES PLAYED/GAMES STARTED: 85/80 (PLAYOFFS: 5/5)



Pro Bowl: 2016, 2017, 2018

PRO: With the 11th overall selection in the 2014 NFL Draft, the Titans selected former Michigan left tackle Taylor Lewan (pronounced leh-WAHN). The 6-foot-7-inch, 309-pound lineman is considered one of the top tackles in the NFL, evidenced by his Pro Bowl berths following the 2016, 2017 and 2018 campaigns. Lewan signed a long-term extension with the club during the 2018 training camp and will be anchor for the offensive front for years to come. An outgoing personality off the field, he is tenacious and aggressive on it. At Michigan, he was a four-year starter, anchoring the line at left tackle for 48 career starts. Lewan became the first offensive tackle selected by the Titans/Oilers in the first round since tackle Brad Hopkins (13th overall) in 1993.

CAREER HIGHLIGHTS:

- In 2018, Lewan was selected to his third consecutive Pro Bowl after starting 15 games at left tackle.
- In 2017, Lewan was named to his second Pro Bowl after starting every game at left tackle for the second consecutive season. He became the team's first offensive lineman to make multiple Pro Bowls since center Kevin Mawae from 2008–2009.
- In 2016, Lewan was named to his first career Pro Bowl after starting all 16 games at left tackle and blocking for the NFL's third-ranked rushing attack which averaged 136.7 rush yards per game.
- Lewan was named the Big Ten Conference Offensive Lineman of the Year in 2012 and 2013.
- At the conclusion of the 2011 season, during which Lewan helped pave the way for a pair of 1,000-yard rushers (Denard Robinson and Fitzgerald Toussaint), the Wolverines scored an overtime victory over Virginia Tech in the Sugar Bowl.

TITANS TIDBITS:

- Lewan is the co-founder of the popular podcast Bussin' With The Boys with former teammate Will Compton. The two friends host guests on an old Monte Carlo Budweiser bus and discuss any and everything.
- Lewan was the originator of the 2018 Offseason Titan Games, inspired by the popular video game Fortnite. The entire 90-man roster engaged in a contest in which two-man teams could eliminate other players anywhere other than at Saint Thomas Sports Park using foam swords. The contest lasted several weeks, and eventually fellow offensive lineman John Theus was declared the winner.
- Lewan owns a taxidermied beaver named Steve. The fedora-donning stuffed rodent, who was a gift from Lewan's wife, Taylin, makes appearances around the Titans locker room, often appearing at the locker of an unsuspecting rookie.
- Lewan chose to wear jersey number 77 at Michigan and then at the pro level because of the legacy of Wolverine tackles who have donned the number, including Jake Long and Jon Jansen.
- Lewan has a mustache tattooed on his right index finger and a stick figure tattooed on the outside edge of his right hand that he calls his "right-hand man."
- One of Lewan's close friends is former Carolina Panthers defensive end Craig Roh. The two played together as high school seniors and then went to Michigan at the same time.
- At the 2014 NFL Scouting Combine, Lewan ran the 40-yard dash in 4.87 seconds, beating all other offensive linemen in his class and clocking the fourth-fastest time among offensive linemen from 2010-14. He also ranked among the top offensive linemen at the 2014 combine in the broad jump (first at nine feet, nine inches), vertical jump (tied for third at 30.5 inches)

and three-cone drill (fourth at 7.39 seconds).

CAREER TRANSACTIONS:

- A native of Cave Creek, Ariz., Lewan was selected by the Titans in the first round (11th overall) of the 2014 NFL Draft.

SEASON RECAPS:

2019 (12/12, 3/3): Started 12 games at left tackle and helped Derrick Henry lead the NFL with 1,540 rushing yards. Was suspended by the NFL for the first four games of the season. Started all three postseason contests at left tackle.

- Against Buffalo (10/6), returned to the lineup as a starter at left tackle.
- At Denver (10/13), started at left tackle.
- Against L.A. Chargers (10/20), started at left tackle and helped the offense amass 403 total yards.
- Against Tampa Bay (10/27), started at left tackle.
- At Carolina (11/3), started at left tackle.
- Against Kansas City (11/10), started at left tackle and helped open holes for Titans' rushers to gain 225 yards on the ground.
- Against Jacksonville (11/24), started at left tackle and blocked for Titans' ball carriers to gain 219 rushing yards.
- At Indianapolis (12/1), started at left tackle and helped open holes for Derrick Henry to collect 149 rushing yards on 26 carries.
- At Oakland (12/8), started at left tackle and was a part of an offensive front that blocked for Titans' ball carriers to gain 161 yards on the ground, while also not allowing a sack on 27 pass attempts.
- Against Houston (12/15), started at left tackle and was a member of an offensive line that opened holes for Titans' rushers to gain 163 yards on the ground.
- Against New Orleans (12/22), started at left tackle and helped the Titans amass 149 rushing yards on 26 carries.
- At Houston (12/29), started at left tackle and was a part of an offensive front that blocked for Derrick Henry to amass 211 yards on the ground and become the NFL's leading rusher in 2019.
- At New England (1/4), started at left tackle and was a member of an offensive front that opened holes for Derrick Henry to collect 182 yards on the ground.
- At Baltimore (1/11), started at left tackle and was a part of an offensive line that blocked for Derrick Henry to collect a franchise postseason record 195 rushing yards.
- At Kansas City (1/19), started at left tackle.

2018 (15/15): Named to his third consecutive Pro Bowl. Selected to the PFWA's All-AFC team. Started 15 games at left tackle. Was inactive for one contest against Houston (9/16/18).

- At Miami (9/9), started at left tackle and was a member of an offensive front that did not allow a sack on 38 pass attempts. Left the game in the third quarter with an injury.
- At Jacksonville (9/23), started at left tackle and was a part of an offensive front that opened holes for Titans' rushers to gain 150 yards on the ground.
- Against Philadelphia (9/30), started at left tackle and was a part of an offensive line that helped amass 397 total yards.
- At Buffalo (10/7), started at left tackle but left the game early in the second quarter with an injury.
- At Los Angeles Chargers in London (10/21), started at left tackle and helped block for Titans' ball carriers to gain 164 yards on the ground.
- At Dallas (11/5), started at left tackle and helped the Titans' offense accumulate 340 total yards.
- Against New England (11/11), started at left tackle and was a part of an

offensive front that opened holes for Titans' rushers to gain 150 yards on the ground.

- Against Jacksonville (12/6), started at left tackle and helped open holes for Titans' ball carriers to gain 264 yards on the ground, including a franchise-best 238 rushing yards by Derrick Henry. Part of an offensive front that allowed just one sack for zero yards on 24 pass attempts.
- At N.Y. Giants (12/16), started at left tackle and helped block for Titans' rushers to amass 215 yards, including a 170-yard performance by Derrick Henry.
- Against Indianapolis (12/30), started at left tackle and was a member of an offensive front that did not allow a sack on 29 pass attempts.

2017 (16/16, 2/2): Named to his second consecutive Pro Bowl. Started all 16 games and both postseason contests at left tackle.

- Against Oakland (9/10), was a part of an offensive line that helped produce 350 total yards and allow just one sack on 41 pass attempts.
- At Jacksonville (9/17), opened holes for a rushing attack that amassed 179 yards on 36 carries (5.0 avg.). Member of a unit that allowed just one sack on 27 pass attempts.
- Against Seattle (9/24), helped block for Titans' ball carriers to collect 195 rushing yards on 35 carries (5.6 avg.). Member of an offensive front that did not allow a sack on 32 pass attempts.
- Against Indianapolis (10/16), was a member of an offensive front that helped produce 473 total yards and allow just one sack for one yard on 32 pass attempts.
- Against Baltimore (11/5), started at left tackle in his 50th career game.
- Against Cincinnati (11/12), helped open holes for Titans' rushers to gain 180 yards on the ground.
- Against Houston (12/3), helped open holes for Titans' ball carriers to gain 198 yards on 25 carries with two scores on the ground.
- At San Francisco (12/17), was a part of an offensive front that allowed just one sack on 33 pass attempts.
- Against Los Angeles Rams (12/24), was a member of an offensive line that allowed just one sack on 39 pass attempts.
- At Kansas City (1/6), started at left tackle in his first career postseason game and helped open holes for Titans' ball carriers to gain 202 rushing yards on 31 carries (6.5 avg.).

2016 (16/16): Named to the Pro Bowl. Started all 16 games at left tackle for the first time in his career and was a part of an offensive front that blocked for the NFL's third-ranked rushing attack which averaged 136.7 rush yards per game.

- At Detroit (9/18), blocked for an offense that amassed 363 total yards in a 16-15 comeback win.
- Against Oakland (9/25), was a part of an offensive line that helped produce 393 total yards and allow just one sack on 33 pass attempts.
- At Miami (10/9), was a member of an offensive front that opened holes for Titans' rushers to gain 235 yards on the ground and did not allow a sack on 29 pass attempts.
- Against Cleveland (10/16), blocked for an offense that compiled a season-high 407 total yards, including 137 rushing yards.
- Against Indianapolis (10/23), started at left tackle. Gave the Titans a 6-0 lead with his first career reception, a 10-yard touchdown, on a tackle eligible play with 9:14 left to play in the first quarter.
- Against Jacksonville (10/27), opened holes for Titans' ball carriers to accumulate 214 yards on the ground. Was a part of an offensive front that did not allow a sack in 23 pass attempts.
- At San Diego (11/6), was a part of an offensive line that did not allow a sack on 43 pass attempts.
- Against Green Bay (11/13), started at left tackle but was disqualified early in the first quarter for contacting an official.
- At Indianapolis (11/20), started at left tackle but left the game late in the fourth quarter with an injury.
- At Chicago (11/27), was a member of an offensive front that did not allow a sack on 23 pass attempts. Blocked for Titans' ball carriers to gain 149 yards on the ground.
- Against Denver (12/11), was a part of an offensive line that opened holes for Titans' rushers to amass 180 rushing yards on 42 carries in a 13-10 victory over the Broncos.
- At Kansas City (12/18), helped pave the way for Titans' ball carriers to gain 148 yards on the ground. Member of an offensive front that allowed just one sack for zero yards on 33 pass attempts.

2015 (15/15): Started 15 games at left tackle. Was inactive for the regular season finale.

- At Tampa Bay (9/13), started at left tackle and was a member of an offensive front that opened holes for Titans rushers to gain 124 yards on the ground.
- At Cleveland (9/20), started at left tackle and helped block for Titans ball carriers to amass 166 rushing yards on 30 carries.
- Against Indianapolis (9/27), started at left tackle and helped protect Marcus Mariota, allowing him to pass for 367 yards.
- At New Orleans (11/8), started at left tackle and was a member of an offensive line that did not allow a sack on 39 pass attempts and allowed Marcus Mariota to throw for 371 yards and four touchdowns.
- Against Jacksonville (12/6), started at left tackle and helped block for a Titans' offense that amassed 467 total yards.

2014 (11/6): Named to the *Pro Football Writers of America* All-Rookie team. Appeared in 11 games with six starts at left tackle during his rookie campaign. Was inactive for the final five games because of injury. Made his NFL debut at Kansas City (9/7/14). Made his first career NFL start at left tackle against Jacksonville (10/12/14).

- At Kansas City (9/7), made his NFL debut as a reserve on special teams. Lined up at left tackle late in the fourth quarter.
- Against Jacksonville (10/12), made his first career NFL start at left tackle.
- Against Pittsburgh (11/17), started at left tackle and was a part of an offensive front that did not allow a sack on 24 pass attempts.
- At Philadelphia (11/23), started at left tackle and left the game midway through the fourth quarter with an injury.

COLLEGE:

- In four seasons at Michigan, Lewan appeared in 50 games with 48 starts at left tackle. He started the final 41 games of his career.
- As a senior (2013), started all 13 games at left tackle for the third consecutive season. Named first-team All-American by *Sporting News*, second-team All-American by Walter Camp, *Associated Press*, *CBSSports.com* and *SI.com*. Won the Hugh R. Rader Memorial Award for U-M's top offensive lineman and named Big Ten Rimington-Pace Offensive Lineman of the Year for second consecutive season. Added first-team All-Big Ten (coaches and media), *Sporting News* All-Big Ten, *Athlon Sports* All-Big Ten honors.
- As a junior (2012), started all 13 games at left tackle. Named first-team All-American by Walter Camp, *Associated Press*, *ESPN.com* and *SI.com*. Added Big Ten Rimington-Pace Offensive Lineman of the Year, first-team All-Big Ten (coaches and media), second-team *CBSSports.com* All-American, second-team Phil Steele Postseason All-American, first-team Phil Steele Postseason All-Big Ten, Hugh R. Rader Memorial Award. Against Massachusetts (9/15), scored a touchdown on a fumble recovery to become the first Michigan offensive lineman since 1948 (Bob Erben) to score a touchdown.
- As a sophomore (2011), started all 13 games at left tackle and helped the Wolverines to a Sugar Bowl title. Named second-team All-Big Ten by the league's coaches and honorable mention from the media.
- As a redshirt freshman (2010), appeared in 11 games and started nine contests at left tackle. Named second-team Freshman All-American by *CollegeFootballNews.com*.
- Graduated in December 2013 with a degree in general studies.

PERSONAL:

- Married to Taylin, the couple has a daughter, Wynne.
- Attended Chaparral (Scottsdale, Ariz.) High School for his senior year (2009) after spending three years at Cactus Shadows (Phoenix, Ariz.) High School. Played offensive line for the first time as a senior after previously lining up on the defensive line.
- As a senior, started every game and helped lead his team to the 2008 Class 4A-I State Championship Game.
- Senior honors included SuperPrep All-American; Under Armour All-American game participant; Frank Kush Award as the state of Arizona's top interior offensive lineman; *Arizona Republic* and *East Valley Tribune* first-team All-State; and *Desert Sky* first-team All-Region.
- Totaled 96 tackles and seven sacks as a defensive lineman, including 46 tackles and two sacks as a junior.
- List of favorites: (movies) "Animal House," "Wedding Crashers"; (TV

show) "Scrubs"; (actor) Vince Vaughn; (music artist) Eric Church; (school subjects) history; (car) Ford; (favorite athlete as a child) John Elway; (video game) Super Smash Bros.; and (food) "Anything chicken."

- Follow Lewan on Twitter at @TaylorLewan77.

- Follow Lewan on Instagram at @taylorlewan.

- Born Taylor Curtis Lewan on July 22, 1991 in Loomis, Calif.

TAYLOR LEWAN'S NFL STATISTICS

REGULAR SEASON

| Year | Team | GP | GS |
|------------|-----------|----|----|
| 2014 | Tennessee | 11 | 6 |
| 2015 | Tennessee | 15 | 15 |
| 2016 | Tennessee | 16 | 16 |
| 2017 | Tennessee | 16 | 16 |
| 2018 | Tennessee | 15 | 15 |
| 2019 | Tennessee | 12 | 12 |
| NFL Totals | | 85 | 80 |

PLAYOFFS

| Year | Team | GP | GS |
|------------|-----------|----|----|
| 2017 | Tennessee | 2 | 2 |
| 2019 | Tennessee | 3 | 3 |
| NFL Totals | | 5 | 5 |

Starts Breakdown:

2014 - LT 6; 2015 - LT 15; 2016 - LT 16; 2017 - LT 16
(Playoffs - LT 2); 2018 - LT 15; 2019 - LT 12 (Playoffs - LT 3)

Additional Career Statistics

Misc. Tackles - 2 (2015), 3 (2016), 1 (2018), **1 (2019)**

Receptions - 10-yard touchdown vs. Indianapolis (10/23/16)



33 DION LEWIS

RUNNING BACK • 5'8" • 195 LBS • COLLEGE: PITTSBURGH
ACQUIRED: UNRESTRICTED FREE AGENT (NEW ENGLAND) - 2018
NFL EXPERIENCE (NFL/TITANS): 8/2 • HOMETOWN: ALBANY, N.Y.
GAMES PLAYED/GAMES STARTED: 86/27 (PLAYOFFS: 9/5)



Super Bowl: 2016

PRO: Early in the 2018 offseason, the Titans signed unrestricted free agent Dion Lewis. The 5-foot-8-inch, 195-pounder brings versatility and veteran leadership to the Titans' running back corps. Lewis is strong runner that can excel between the tackles and a skilled pass catcher that flourishes as a receiver out of the backfield. The University of Pittsburgh product is also a talented kick returner with two career touchdown returns in his first seven seasons. He enjoyed one of his best campaigns with the New England Patriots in 2017 when he led the team with 896 rushing yards and six touchdowns. A former fifth-round draft choice, Lewis spent his first two seasons with the Philadelphia Eagles before stops with the Cleveland Browns, Indianapolis Colts and Patriots.

CAREER HIGHLIGHTS:

- In his first season with the Titans in 2018, Lewis finished second on the team with 517 rushing yards and a touchdown. He also ranked second on the squad with a career-high 59 receptions and third on the team with a career-best 400 receiving yards.
- In 2017, Lewis led the Patriots with 896 rushing yards on 180 carries with six touchdowns. In the last eight games of the campaign, he led the NFL with 625 rushing yards. Compared to all running backs with 150 or more rushing attempts, his per-carry average of 4.98 yards led the NFL.
- In 2016, Lewis returned from injury to play in seven regular season games with five starts and total 64 rushing attempts for 283 yards and 17 receptions for 94 yards. He helped the Patriots capture the Super Bowl title by playing in all three playoff games with two starts. He contributed in all three phases - rushing 25 times for 79 yards and a touchdown, catching five passes for 33 yards and a touchdown and returning five kickoffs for 162 yards and a touchdown.

TITANS TIDBITS:

- Lewis credits his parents, Leroy (former construction worker) and Linda (social worker), as the biggest influences on his career. "Growing up, they were hard on me and they made sure I stayed out of trouble," Lewis said. "That helped me out a lot later on in life."
- Lewis attended the University of Pittsburgh, but he was offered a scholarship from just two other schools, Miami of Ohio and Tulane.

CAREER TRANSACTIONS:

- The Albany, N.Y., native was originally selected by the Philadelphia Eagles in the fifth round (149th overall) of the 2011 NFL Draft.
- Traded by the Philadelphia Eagles to the Cleveland Browns in exchange for linebacker Emmanuel Acho on April 11, 2013.
- Released by the Browns on Aug. 30, 2014.
- Signed by the Indianapolis Colts as a free agent on Sept. 10, 2014.
- Released by the Colts on Sept. 16, 2014.
- Signed by the New England Patriots as a free agent on Feb. 6, 2015.
- Signed by the Titans as an unrestricted free agent on March 16, 2018.

SEASON RECAPS:

2019 (16/1, 3/0 - Tennessee): Played in all 16 games for the third consecutive season with one start at running back. Rushed 54 times for 209 yards and hauled in 25 passes for 164 yards with a touchdown. Appeared in all three postseason contests and carried the ball twice for eight yards while snaring two passes for 14 yards. Led the team in rushing yards once in 2019 (vs. NO). Led the team in receptions once in 2019 (at CAR).

- At Cleveland (9/8), played as a reserve at running back and rushed three times for seven yards, while catching three passes for six yards.
- Against Indianapolis (9/15), saw action as a reserve at running back and

rushed three times for nine yards. Caught one pass for five yards out of the backfield.

- At Jacksonville (9/19), played as a reserve at running back and rushed three times for 13 yards. Hauled in one reception for seven yards out of the backfield.
- At Atlanta (9/29), played as a reserve at running back and rushed four times for 16 yards. Hauled in four receptions for four yards with a long catch of 11 yards.
- Against Buffalo (10/6), saw action as a reserve at running back and rushed twice for 11 yards. Caught two passes for 19 yards.
- At Denver (10/13), played as a reserve at running back and caught three passes for 20 yards. Rushed once for minus one yard.
- Against L.A. Chargers (10/20), saw action as a reserve at running back and rushed once for two yards.
- Against Tampa Bay (10/27), played as a reserve at running back and caught one pass for two yards.
- At Carolina (11/3), saw action as a reserve running back and led the team with five receptions for 33 yards. Carried the ball four times for 20 yards.
- Against Kansas City (11/10), played as a reserve at running back.
- Against Jacksonville (11/24), saw action as a reserve at running back and rushed five times for 21 yards. Caught one pass for 24 yards. Picked up a first down with a 24-yard reception on third-and-eight in the opening stanza.
- At Indianapolis (12/1), played as a reserve at running back and caught one pass for nine yards.
- At Oakland (12/8), saw action as a reserve at running back and carried the ball nine times for 26 yards. Caught one pass for five yards.
- Against Houston (12/15), played as a reserve at running back and carried the ball three times for 10 yards to go along with a 11-yard touchdown catch. Registered his first touchdown of the season on an 11-yard catch late in the final stanza.
- Against New Orleans (12/22), started his first contest of the season at running back and rushed 15 times for a team-high 68 yards. Caught one pass for 19 yards.
- At Houston (12/29), played as a reserve at running back and carried the ball once for seven yards.
- At New England (1/4), saw action as a reserve at running back and carried the ball twice for eight yards, while catching one pass for eight yards.
- At Baltimore (1/11), played as a reserve at running back.
- At Kansas City (1/19), saw action as a reserve at running back and caught one pass for six yards.

2018 (16/7 - Tennessee): Played in all 16 games with seven starts at running back in his first season with the Titans. Ranked second on the team with 517 rushing yards on 155 carries with a touchdown. Ranked second on the squad with a career-high 59 receptions and third on the team with a career-best 400 receiving yards with a receiving touchdown. Led the team in rushing yards three times in 2018 (at MIA, at LAC, at DAL). Led or tied for the team lead in receptions five times in 2018 (vs. PHI, vs. BAL, at HOU, at NYG, vs. WAS). Led the team in receiving yards once in 2018 (at DAL).

- At Miami (9/9), played as a reserve at running back in his Titans debut and led the team with 75 rushing yards on 16 carries with a touchdown. Hauled in five receptions for 35 yards. Kickstarted the Titans' touchdown drive with a 26-yard jaunt off left tackle late in the third quarter. Evened the score at 10-10 with a four-yard touchdown run early in the fourth quarter.
- Against Philadelphia (9/30), played as a reserve at running back and tied for the team lead with a career-best nine catches for 66 yards. Rushed four times for zero yards. Converted a fourth-and-one with a 11-yard catch during the Titans' field goal drive in the fourth quarter. Extended Titans'

game-winning drive with a 17-yard grab on a screen on fourth-and-two in overtime.

- At Los Angeles Chargers in London (10/21), played as a reserve at running back and led the team with 91 rushing yards on 13 carries. Hauled in six receptions for 64 yards out of the backfield. Set a career-best with 155 scrimmage yards. Extended the Titans' opening scoring drive with a 14-yard reception on third-and-one in the first quarter. Set up the Titans' first touchdown of the game with a 21-yard rush to the Chargers' 12-yard line in the third quarter. Kickstarted the Titans' final touchdown drive with a pinball-esque 36-yard scamper to the Chargers' 30-yard line late in the fourth quarter.
- At Dallas (11/5), started at running back and led the team with 62 rushing yards on 19 carries. Led the squad with 60 receiving yards on four catches with a touchdown. Gave the Titans a 14-7 lead with an 18-yard touchdown catch on a screen pass in the second quarter. Kickstarted the Titans' final touchdown drive with a 37-yard catch-and-run play to the Dallas 30-yard line.
- Against New England (11/11), started at running back and rushed a game-high 20 times for 57 yards. Snared two receptions for 11 yards out of the backfield. Kept the Titans' opening touchdown drive alive with a three-yard run on third-and-one in the opening quarter.
- At Indianapolis (11/18), started at running back and carried the ball 10 times for 24 yards. Caught one pass for eight yards out of the backfield. In the game, surpassed the 2,000-yard career rushing mark.
- At Houston (11/26), started at running back and carried the ball seven times for eight yards. Led the team with seven receptions for 33 yards. Set a new personal high for catches in a season, topping his previous high of 36 receptions in 2015. Additionally, hit the 1,000-yard receiving mark for his career in the game.
- At N.Y. Giants (12/16), saw action as a reserve at running back and carried the ball seven times for 35 yards. Tied for the team lead with three catches for nine yards. Converted a pair of third downs, a three-yard run on third-and-two and a 17-yard scamper on third-and-eight, during the Titans' final scoring drive in the fourth quarter.

2017 (16/8, 3/3 - New England): Played in all 16 games with eight starts at running back and led the team with 896 rushing yards on 180 carries with six touchdowns. Caught 32 passes for 214 yards and three touchdowns, while also serving as the team's primary kickoff returner including 23 returns, 570 yards with one touchdown. In the last eight games of the 2017 season, led the NFL in rushing yards (625), with an average of 5.12 yards per carry. Compared to all backs with 150 or more rushing attempts, his per-carry average of 4.98 yards led the NFL in 2017. Started all three postseason games and carried the ball 33 times for 135 yards. Caught 16 passes for 111 yards. Returned six kickoffs for 106 yards.

- Against Carolina (10/1), rushed four times for 18 yards, adding his first touchdown of the season on an eight-yard rush in the fourth quarter to cut the deficit to seven. Also caught one pass for nine yards and handled kickoff return duties, returning one kick for 23 yards.
- At N.Y. Jets (10/15), made his first start of the season and led the team in rushing with 52 yards and a touchdown on 11 carries, while also handling kickoff return duties with one return for 17 yards.
- Against Atlanta (10/22), made his second consecutive start and was a key contributor in the running game, finishing with a game-high 76 yards on just 13 carries. Also added one reception for six yards. His 25-yard second quarter run put the Patriots into Atlanta territory on their first scoring drive of the night while his four carries and 30 yards on the final offensive drive of the night helped seal the win as the Patriots ran the clock out. Also returned one kickoff for 14 yards.
- At Denver (11/12), started at running back and finished with a game-high 55 yards on 14 carries, including an eight-yard touchdown run, while also returning a first quarter kickoff 103 yards for a touchdown in the win. It was the first multi-touchdown game of his regular season career. He earned AFC Special Teams Player of the Week for his efforts.
- At Oakland (11/19), started and totaled 60 yards rushing on 10 carries while also adding four catches for 28 yards, including a 15-yard touchdown reception from Tom Brady that gave the Patriots the early lead in their 33-8 victory in Mexico City's Estadio Azteca. Lewis made three defenders miss after catching the short pass from Brady on the way to his first receiving touchdown of the season.
- Against Miami (11/26), set a career-high with 112 yards rushing on just 15 carries, amassing three carries of 20 or more yards. Also caught one pass for one yard, while handling kickoff return duties with two returns for a total of 35 yards.
- At Pittsburgh (12/17), started and rushed 13 times for 67 yards, while

adding an eight-yard touchdown run with 56 seconds left in the game to put the Patriots ahead for good. Also caught one pass for 13 yards and returned four kickoffs for a total of 74 yards.

- Against Buffalo (12/24), set a career-high with 129 yards rushing and a touchdown on 24 carries, while also adding five receptions for 24 yards and a 12-yard touchdown reception that broke the game open in the fourth quarter. Also returned two kickoffs for 43 yards. He earned AFC Offensive Player of the Week for his efforts.
- Against N.Y. Jets (12/31), started at running back and amassed a season-high 26 carries for 93 yards and a touchdown, while also leading the team with six catches out of the backfield for 40 yards and another touchdown. It was the second straight week Lewis has scored two touchdowns in a game and the third time overall in his career.
- Against Tennessee (1/13), finished with 141 yards from scrimmage, consisting of 62 yards on the ground on 15 carries and catching a career-high nine passes for 79 yards in the divisional round victory. Also returned one kickoff for 27 yards.
- Against Philadelphia (2/4), start at running back and rushed nine times for 39 yards, while also handling kickoff return duties with three returns for 45 yards in Super Bowl LII.

2016 (7/5, 3/2 - New England): Started the regular season on the reserve/physically unable to perform list before being activated to the 53-man roster on Nov. 12. Appeared in seven regular season games with five starts and totaled 64 rushing attempts for 283 yards and 17 receptions for 94 yards. Also returned two kickoffs for 35 yards. Played in all three playoff games with two starts and rushed 25 times for 79 yards and a touchdown, caught five passes for 33 yards and one touchdown. Also returned five kickoffs for 162 yards and one touchdown.

- Was inactive vs. Seattle (11/13) after being activated to the 53-man roster the day before.
- At San Francisco (11/20), in his season debut, rushed five times for 23 yards and added three catches for 26 yards.
- At Denver (12/18), started at running back and set a career-high with 18 rushing attempts for 95 yards. Also caught two passes for nine yards.
- Against Houston (1/14), became the first player in NFL postseason history to have a rushing touchdown, a receiving touchdown and return a kickoff for a touchdown in a single game. Scored on a 13-yard reception and returned a kick 98 yards for a touchdown in the first quarter before adding a one-yard touchdown run in the fourth quarter. Finished the game with two receptions for 23 yards and 41 rushing yards on 13 attempts. The contest also marked his NFL postseason debut while he scored his first touchdowns of the season in his first postseason game. His 98-yard kickoff return was the first kickoff return for a touchdown in team playoff history. Also became the sixth player in NFL history to score two touchdowns in the first quarter of a divisional playoff game.

2015 (7/6, 0/0 - New England): Played in seven regular season games with six starts before suffering a knee injury and was placed on injured reserve on Nov. 9. Finished the season with 49 rushing attempts for 234 yards with two touchdowns and registered 36 receptions for 388 yards with two touchdowns.

- Against Pittsburgh (9/10), made his first career start in season opener, where he recorded 120 yards from scrimmage on 19 touches, totaling 69 rushing yards on 15 carries and 51 receiving yards on four receptions.
- At Buffalo (9/20), rushed seven times for 40 yards and his first Patriots touchdown on a six-yard run in the win. Also caught six passes for a career-high 98 yards, including a 40-yard reception in the second quarter.
- At Dallas (10/11), rushed six times for 34 yards and caught a team-high eight passes for 59 yards, including his first career touchdown reception on a 10-yard pass from Tom Brady in the third quarter.
- Against Miami (10/29), returned to action and rushed five times for 19 yards and caught six passes for 93 yards, including a 16-yard touchdown reception in the second quarter.
- Against Washington (11/8), recorded four rushes for 14 yards and four catches for 39 yards before suffering a knee injury in the third quarter.

2014 (0/0 - Indianapolis): Spent training camp with the Cleveland Browns, but was released prior to the start of the regular season. Signed by the Indianapolis Colts in September and spent one week on the active roster before being released.

- Against Philadelphia (9/15), was inactive for the Colts Monday Night Football contest.

2013 (0/0 - Cleveland): Acquired by the Browns in a trade with the Eagles

in exchange for linebacker Emmanuel Acho on April 11, 2013.

- Suffered a leg injury in the preseason and was placed on season-ending injured reserve on Aug. 26, 2013.

2012 (9/0 - Philadelphia): Played in nine games as a reserve running back for the Eagles, carrying the ball 13 times for 69 yards and one touchdown, while also catching two passes for 24 yards.

- At Tampa Bay (9/9), set a then career high by hauling in a 28-yard reception in the win. Also returned his only kickoff of the season 33 yards, tying a then career high.

2011 (15/0 - Philadelphia): Played in 15 games as a rookie with the Eagles, rushing 23 times for 102 yards and one touchdown and catching one pass for minus-three yards.

- Served as the primary kickoff returner, taking back 31 kickoffs for 669 yards (21.6 avg.), with a long of 33 yards.
- At St. Louis (9/11), made his NFL debut in the win, rushing twice for 10 yards, catching his first career pass for minus-three yards and returning two kickoffs for 36 yards.
- Against Washington (1/1), set career highs with 12 carries for 58 yards and his first career touchdown in the season finale.

COLLEGE:

- Played two seasons at Pittsburgh (2009-10), where he finished fourth on the school's all-time rushing list with 2,860 yards.
- As a sophomore (2010), led the team with 1,061 rushing yards and 13 touchdowns.
- As a freshman (2009), became the first player since Michael Vick (Virginia Tech, 1999) to earn Big East Offensive Player of the Year and Rookie of the Year honors in the same season after rushing 325 times for 1,799 yards (5.5 avg.) and 18 total touchdowns.
- Earned unanimous first-team All-Big East, Freshman All-American and second-team All-American honors in 2009.
- Broke Tony Dorsett's freshman rushing record (1,686 yards in 1973) and tied his freshman record with 10 100-yard rushing games.
- Broke Craig Heyward's record at Pittsburgh for rushes in a single game with 47 against University of Cincinnati in the Big East Championship game, totaling 194 rushing yards, three touchdowns, as well as five catches for 34 yards.
- Majored in communications at Pittsburgh.

PERSONAL:

- Attended Albany High School and Albany Academy in Albany, N.Y. before transferring to Blair Academy in Blairstown, N.J.
- Was named the New Jersey Prep Offensive Player of the Year in 2008 after rushing 88 times for 1,243 yards and 23 touchdowns as a senior at Blair Academy (N.J.). Added two punt return touchdowns and one receiving touchdown.
- Helped lead Blair Academy to a 17-1 record in his final two seasons, including two Mid-Atlantic Prep League Championships and a New Jersey Prep state title.
- Had 79 carries for 979 yards and 14 touchdowns as a junior in 2007.
- Was also a three-year letterman in track & field at Blair Academy, where he competed in sprints (11.09 seconds in 100m and 23.06 seconds in 200m), long jump (20'2") and relays (44.29 seconds in 4x100).
- Has two brothers, Lamar and Deavonn, as well as a sister, Shaquana.
- Follow Lewis on Twitter at @DionLewisRB.
- Follow Lewis on Instagram at @d_lew33.
- Born Dion John Lewis on Sept. 27, 1990 in Brooklyn, N.Y.

DION LEWIS' GAME-BY-GAME

2011 Philadelphia Eagles

| Date | Opp | W/L | P/S | RUSHING | | | | | RECEIVING | | | | |
|---------------|-------|------------|-------------|-----------|------------|------------|-----------|----------|-----------|-----------|-------------|-----------|----------|
| | | | | Att | Yds | Avg | Lg | TD | No | Yds | Avg | Lg | TD |
| Sept 11 | @ StL | W | p | 2 | 10 | 5.0 | 6 | 0 | 1 | -3 | -3.0 | -3 | 0 |
| Sept 18 | @ Atl | L | p | 0 | 0 | - | 0 | 0 | 0 | 0 | - | 0 | 0 |
| Sept 25 | NYG | L | p | 1 | 3 | 3.0 | 3 | 0 | 0 | 0 | - | 0 | 0 |
| Oct 2 | SF | L | p | 0 | 0 | - | 0 | 0 | 0 | 0 | - | 0 | 0 |
| Oct 9 | @ Buf | L | p | 2 | 8 | 4.0 | 6 | 0 | 0 | 0 | - | 0 | 0 |
| Oct 16 | @ Was | W | p | 2 | 10 | 5.0 | 7 | 0 | 0 | 0 | - | 0 | 0 |
| Oct 30 | Dal | W | IA | | | | | | | | | | |
| Nov 7 | Chi | L | p | 0 | 0 | - | 0 | 0 | 0 | 0 | - | 0 | 0 |
| Nov 13 | Ari | L | p | 1 | 2 | 2.0 | 2 | 0 | 0 | 0 | - | 0 | 0 |
| Nov 20 | @ NYG | W | p | 1 | 1 | 1.0 | 1 | 0 | 0 | 0 | - | 0 | 0 |
| Nov 27 | NE | L | p | 0 | 0 | - | 0 | 0 | 0 | 0 | - | 0 | 0 |
| Dec 1 | @ Sea | L | p | 0 | 0 | - | 0 | 0 | 0 | 0 | - | 0 | 0 |
| Dec 11 | @ Mia | W | p | 0 | 0 | - | 0 | 0 | 0 | 0 | - | 0 | 0 |
| Dec 18 | NYJ | W | p | 2 | 10 | 5.0 | 7 | 0 | 0 | 0 | - | 0 | 0 |
| Dec 24 | @ Dal | W | p | 0 | 0 | - | 0 | 0 | 0 | 0 | - | 0 | 0 |
| Jan 1 | Was | W | p | 12 | 58 | 4.8 | 20 | 1 | 0 | 0 | - | 0 | 0 |
| Totals | | 8-8 | 15/0 | 23 | 102 | 4.4 | 20 | 1 | 1 | -3 | -3.0 | -3 | 0 |

2012 Philadelphia Eagles

| Date | Opp | W/L | P/S | RUSHING | | | | | RECEIVING | | | | |
|--------------------|-------|-------------|------------|-----------|-----------|------------|------------|----------|-----------|-----------|-------------|-----------|----------|
| | | | | Att | Yds | Avg | Lg | TD | No | Yds | Avg | Lg | TD |
| Sept 9 | @ Cle | W | IA | | | | | | | | | | |
| Sept 16 | Bal | W | IA | | | | | | | | | | |
| Sept 23 | @ Ari | L | IA | | | | | | | | | | |
| Sept 30 | NYG | W | IA | | | | | | | | | | |
| Oct 7 | @ Pit | L | p | 0 | 0 | - | 0 | 0 | 0 | 0 | - | 0 | 0 |
| Oct 14 | Det | L | IA | | | | | | | | | | |
| 10/28 | Atl | L | IA | | | | | | | | | | |
| 11/05 | @ NO | L | DNP | | | | | | | | | | |
| 11/11 | Dal | L | p | 0 | 0 | - | 0 | 0 | 0 | 0 | - | 0 | 0 |
| 11/18 | @ Was | L | p | 0 | 0 | - | 0 | 0 | 0 | 0 | - | 0 | 0 |
| 11/26 | Car | L | p | 5 | 24 | 4.8 | 11 | 0 | 0 | 0 | - | 0 | 0 |
| 12/02 | @ Dal | L | p | 2 | 14 | 7.0 | 11 | 0 | 0 | 0 | - | 0 | 0 |
| 12/09 | @ TB | W | p | 1 | -4 | -4.0 | -4 | - | 1 | 28 | 28.0 | 28 | 0 |
| 12/13 | Cin | L | p | 1 | 3 | 3.0 | 3 | 0 | 1 | -4 | -4.0 | -4 | 0 |
| 12/23 | Was | L | p | 1 | 17 | 17.0 | 17t | 1 | 0 | 0 | - | 0 | 0 |
| 12/30 | @ NYG | L | p | 3 | 15 | 5.0 | 8 | 0 | 0 | 0 | - | 0 | 0 |
| 2012 Totals | | 4-12 | 9/0 | 13 | 69 | 5.3 | 17t | 1 | 2 | 24 | 12.0 | 28 | 0 |

2015 New England Patriots

| Date | Opp | W/L | P/S | RUSHING | | | | | RECEIVING | | | | |
|---------------|-------|-------------------------------------|------------|-----------|------------|------------|-----------|----------|-----------|------------|-------------|-----------|----------|
| | | | | Att | Yds | Avg | Lg | TD | No | Yds | Avg | Lg | TD |
| Sept 10 | Pit | W | S | 15 | 69 | 4.6 | 13 | 0 | 4 | 51 | 12.8 | 19 | 0 |
| Sept 20 | @ Buf | W | S | 7 | 40 | 5.7 | 13 | 1 | 6 | 98 | 16.3 | 40 | 0 |
| Sept 27 | Jax | W | S | 8 | 37 | 4.6 | 10 | 1 | 5 | 30 | 6.0 | 9 | 0 |
| Oct 11 | @ Dal | W | S | 6 | 34 | 5.7 | 13 | 0 | 8 | 59 | 7.4 | 14 | 1 |
| Oct 18 | @ Ind | W | S | 4 | 21 | 5.3 | 8 | 0 | 3 | 18 | 6.0 | 12 | 0 |
| Oct 25 | NYJ | W | IA | | | | | | | | | | |
| Oct 29 | Mia | W | p | 5 | 19 | 3.8 | 11 | 0 | 6 | 93 | 15.5 | 19 | 1 |
| Nov 8 | Was | W | S | 4 | 14 | 3.5 | 9 | 0 | 4 | 39 | 9.8 | 15 | 0 |
| Nov 15 | @ NYG | Placed on injured reserve on Nov. 9 | | | | | | | | | | | |
| Totals | | 8-0 | 7/6 | 49 | 234 | 4.8 | 13 | 2 | 36 | 388 | 10.8 | 40 | 2 |

2016 New England Patriots

| 2016 New England Patriots | | | | RUSHING | | | | | RECEIVING | | | | |
|---------------------------|-------|-------------------------------|------------|-----------|------------|------------|-----------|----------|-----------|-----------|------------|------------|----------|
| Date | Opp | W/L | P/S | Att | Yds | Avg | Lg | TD | No | Yds | Avg | Lg | TD |
| Oct 30 | @ Buf | Activated from PUP on Nov. 12 | | | | | | | | | | | |
| Nov 13 | Sea | L | IA | | | | | | | | | | |
| Nov 20 | @ SF | W | S | 5 | 23 | 4.6 | 12 | 0 | 3 | 26 | 8.7 | 9 | 0 |
| Nov 27 | @ NYJ | W | p | 6 | 24 | 4.0 | 15 | 0 | 4 | 34 | 8.5 | 16 | 0 |
| Dec 4 | LAR | W | S | 5 | 27 | 5.4 | 9 | 0 | 4 | 11 | 2.8 | 16 | 0 |
| Dec 12 | Balt | W | p | 3 | 14 | 4.7 | 8 | 0 | 1 | 5 | 5.0 | 5 | 0 |
| Dec 18 | @ Den | W | S | 18 | 95 | 5.3 | 14 | 0 | 2 | 9 | 4.5 | 5 | 0 |
| Dec 24 | NYJ | W | S | 16 | 52 | 3.3 | 9 | 0 | 1 | 5 | 5.0 | 5 | 0 |
| Jan 1 | @ Mia | W | S | 11 | 48 | 4.4 | 12 | 0 | 2 | 4 | 2.0 | 4 | 0 |
| Totals | | 8-1 | 7/5 | 64 | 283 | 4.4 | 15 | 0 | 17 | 94 | 5.5 | 16 | 0 |
| Playoffs | | | | | | | | | | | | | |
| Jan 14 | Hou | W | S | 13 | 41 | 3.2 | 9 | 1 | 2 | 23 | 11.5 | 13t | 1 |
| Jan 22 | Pit | W | p | 6 | 11 | 1.8 | 8 | 0 | 2 | 8 | 4.0 | 5 | 0 |
| Feb 5 | Atl | W | S | 6 | 27 | 4.5 | 13 | 0 | 1 | 2 | 2.0 | 2 | 0 |
| Totals | | 3-0 | 3/2 | 25 | 79 | 3.2 | 13 | 1 | 5 | 33 | 6.6 | 13t | 1 |

2017 New England Patriots

| Date | Opp | W/L | P/S | RUSHING | | | | | RECEIVING | | | | |
|---------------|-------|-------------|-------------|------------|------------|------------|-----------|----------|-----------|------------|------------|-----------|----------|
| | | | | Att | Yds | Avg | Lg | TD | No | Yds | Avg | Lg | TD |
| Sept 7 | KC | L | p | 2 | 9 | 4.5 | 5 | 0 | 0 | 0 | - | 0 | 0 |
| Sept 17 | @ NO | W | p | 4 | 14 | 3.5 | 13 | 0 | 1 | 11 | 11.0 | 11 | 0 |
| Sept 24 | Hou | W | p | 2 | 5 | 2.5 | 3 | 0 | 3 | 12 | 4.0 | 5 | 0 |
| Oct 1 | Car | L | p | 4 | 18 | 4.5 | 8t | 1 | 1 | 9 | 9.0 | 9 | 0 |
| Oct 5 | @ TB | W | p | 7 | 53 | 7.6 | 31 | 0 | 2 | 10 | 5.0 | 7 | 0 |
| Oct 15 | @ NYJ | W | S | 11 | 52 | 4.7 | 11 | 1 | 0 | 0 | - | 0 | 0 |
| Oct 22 | Atl | W | S | 13 | 76 | 5.8 | 25 | 0 | 1 | 6 | 6.0 | 6 | 0 |
| Oct 29 | LAC | W | S | 15 | 44 | 2.9 | 10 | 0 | 2 | 10 | 5.0 | 11 | 0 |
| Nov 12 | @ Den | W | S | 14 | 55 | 3.9 | 9 | 1 | 0 | 0 | - | 0 | 0 |
| Nov 19 | @ Oak | W | S | 10 | 60 | 6.0 | 20 | 0 | 4 | 28 | 7.0 | 15t | 1 |
| Nov 26 | Mia | W | p | 15 | 112 | 7.5 | 25 | 0 | 1 | 1 | 1.0 | 1 | 0 |
| Dec 3 | @ Buf | W | p | 15 | 92 | 6.1 | 44 | 0 | 0 | 0 | - | 0 | 0 |
| Dec 11 | @ Mia | L | p | 5 | 17 | 3.4 | 11 | 0 | 5 | 50 | 10.0 | 20 | 0 |
| Dec 17 | @ Pit | W | S | 13 | 67 | 5.2 | 12 | 1 | 1 | 13 | 13.0 | 13 | 0 |
| Dec 24 | Buf | W | S | 24 | 129 | 5.4 | 16 | 1 | 5 | 24 | 4.8 | 12t | 1 |
| Dec 31 | NYJ | W | S | 26 | 93 | 3.6 | 17 | 1 | 6 | 40 | 6.7 | 10 | 1 |
| Totals | | 13-3 | 16/8 | 180 | 896 | 5.0 | 44 | 6 | 32 | 214 | 6.7 | 20 | 3 |

Playoffs

| | | | | | | | | | | | | | |
|---------------|-----|------------|------------|-----------|------------|------------|-----------|----------|-----------|------------|------------|-----------|----------|
| Jan 13 | Ten | W | S | 15 | 62 | 4.1 | 10 | 0 | 9 | 79 | 8.8 | 31 | 0 |
| Jan 21 | Jax | W | S | 9 | 34 | 3.8 | 18 | 0 | 7 | 32 | 4.6 | 20 | 0 |
| Feb 4 | Phi | L | S | 9 | 39 | 4.3 | 8 | 0 | 0 | 0 | - | 0 | 0 |
| Totals | | 2-1 | 3/3 | 33 | 135 | 4.1 | 18 | 0 | 16 | 111 | 6.9 | 31 | 0 |

2018 Tennessee Titans

| Date | Opp | W/L | P/S | RUSHING | | | | | RECEIVING | | | | |
|---------------|-------|------------|-------------|------------|------------|------------|-----------|----------|-----------|------------|------------|-----------|----------|
| | | | | Att | Yds | Avg | Lg | TD | No | Yds | Avg | Lg | TD |
| Sept 9 | @ Mia | L | p | 16 | 75 | 4.7 | 26 | 1 | 5 | 35 | 7.0 | 13 | 0 |
| Sept 16 | Hou | W | p | 14 | 42 | 3.0 | 13 | 0 | 1 | 1 | 1.0 | 1 | 0 |
| Sept 23 | @ Jax | W | p | 9 | 26 | 2.9 | 9 | 0 | 3 | 14 | 4.7 | 7 | 0 |
| Sept 30 | Phi | W | p | 4 | 0 | 0.0 | 2 | 0 | 9 | 66 | 7.3 | 17 | 0 |
| Oct 7 | @ Buf | L | p | 12 | 34 | 2.8 | 15 | 0 | 3 | 14 | 4.7 | 10 | 0 |
| Oct 14 | Bal | L | p | 5 | 9 | 1.8 | 7 | 0 | 2 | 5 | 2.5 | 5 | 0 |
| Oct 21 | @ LAC | L | p | 13 | 91 | 7.0 | 36 | 0 | 6 | 64 | 10.7 | 21 | 0 |
| Nov 5 | @ Dal | W | S | 19 | 62 | 3.3 | 13 | 0 | 4 | 60 | 15.0 | 37 | 1 |
| Nov 11 | NE | W | S | 20 | 57 | 2.9 | 12 | 0 | 2 | 11 | 5.5 | 8 | 0 |
| Nov 18 | @ Ind | L | S | 10 | 24 | 2.4 | 11 | 0 | 1 | 8 | 8.0 | 8 | 0 |
| Nov 26 | @ Hou | L | S | 7 | 8 | 1.1 | 7 | 0 | 7 | 33 | 4.7 | 11 | 0 |
| Dec 2 | NYJ | W | S | 6 | 36 | 6.0 | 11 | 0 | 2 | -2 | -1.0 | 2 | 0 |
| Dec 6 | Jax | W | S | 10 | 13 | 1.3 | 5 | 0 | 5 | 39 | 7.8 | 29 | 0 |
| Dec 16 | @ NYG | W | p | 7 | 35 | 5.0 | 17 | 0 | 3 | 9 | 3.0 | 7 | 0 |
| Dec 22 | Was | W | p | 3 | 5 | 1.7 | 3 | 0 | 3 | 20 | 6.7 | 18 | 0 |
| Dec 30 | Ind | L | S | 0 | 0 | - | 0 | 0 | 3 | 23 | 7.7 | 11 | 0 |
| Totals | | 9-7 | 16/7 | 155 | 517 | 3.3 | 36 | 1 | 59 | 400 | 6.8 | 37 | 1 |

2019 Tennessee Titans

| 2019 Tennessee Titans | | | | RUSHING | | | | | RECEIVING | | | | |
|-----------------------|-------|-----|------|---------|-----|------|----|----|-----------|-----|------|-----|----|
| Date | Opp | W/L | P/S | Att | Yds | Avg | Lg | TD | No | Yds | Avg | Lg | TD |
| Sept 8 | @ Cle | W | p | 3 | 7 | 2.3 | 6 | 0 | 3 | 6 | 2.0 | 7 | 0 |
| Sept 15 | Ind | L | p | 3 | 9 | 3.0 | 4 | 0 | 1 | 5 | 5.0 | 5 | 0 |
| Sept 19 | @ Jax | L | p | 3 | 13 | 4.3 | 5 | 0 | 1 | 7 | 7.0 | 7 | 0 |
| Sept 29 | @ Atl | W | p | 4 | 16 | 4.0 | 7 | 0 | 4 | 4 | 1.0 | 11 | 0 |
| Oct 6 | Buf | L | p | 2 | 11 | 5.5 | 9 | 0 | 2 | 19 | 9.5 | 10 | 0 |
| Oct 13 | @ Den | L | p | 1 | -1 | -1.0 | -1 | 0 | 3 | 20 | 6.7 | 9 | 0 |
| Oct 20 | LAC | W | p | 1 | 2 | 2.0 | 2 | 0 | 0 | 0 | - | 0 | 0 |
| Oct 27 | TB | W | p | 0 | 0 | - | 0 | 0 | 1 | 2 | 2.0 | 2 | 0 |
| Nov 3 | @ Car | L | p | 4 | 20 | 5.0 | 15 | 0 | 5 | 33 | 6.6 | 24 | 0 |
| Nov 10 | KC | W | p | 0 | 0 | - | 0 | 0 | 0 | 0 | - | 0 | 0 |
| Nov 24 | Jax | W | p | 5 | 21 | 4.2 | 8 | 0 | 1 | 24 | 24.0 | 24 | 0 |
| Dec 1 | @ Ind | W | p | 0 | 0 | - | 0 | 0 | 1 | 9 | 9.0 | 9 | 0 |
| Dec 8 | @ Oak | W | p | 9 | 26 | 2.9 | 6 | 0 | 1 | 5 | 5.0 | 5 | 0 |
| Dec 15 | Hou | L | p | 3 | 10 | 3.3 | 6 | 0 | 1 | 11 | 11.0 | 11t | 1 |
| Dec 22 | NO | L | S | 15 | 68 | 4.5 | 17 | 0 | 1 | 19 | 19.0 | 19 | 0 |
| Dec 29 | @ Hou | W | p | 1 | 7 | 7.0 | 7 | 0 | 0 | 0 | - | 0 | 0 |
| Totals | | 9-7 | 16/1 | 54 | 209 | 3.9 | 17 | 0 | 25 | 164 | 6.6 | 24 | 1 |

DION LEWIS' NFL STATISTICS

REGULAR SEASON

| Year | Team | RUSHING | | | | | | | RECEIVING | | | | |
|-------------------|--------------|-----------|-----------|------------|--------------|------------|-----------|-----------|------------|--------------|------------|-----------|----------|
| | | GP | GS | Att | Yds | Avg | Lg | TD | No | Yds | Avg | Lg | TD |
| 2011 | Philadelphia | 15 | 0 | 23 | 102 | 4.4 | 20 | 1 | 1 | -3 | -3.0 | -3 | 0 |
| 2012 | Philadelphia | 9 | 0 | 13 | 69 | 5.3 | 17t | 1 | 2 | 24 | 12.0 | 28 | 0 |
| 2013 | Cleveland | 0 | 0 | | | | | | | | | | |
| 2014 | Indianapolis | 0 | 0 | 0 | 0 | - | 0 | 0 | 0 | 0 | - | 0 | 0 |
| 2015 | New England | 7 | 6 | 49 | 234 | 4.8 | 13 | 2 | 36 | 388 | 10.8 | 40 | 2 |
| 2016 | New England | 7 | 5 | 64 | 283 | 4.4 | 15 | 0 | 17 | 94 | 5.5 | 16 | 0 |
| 2017 | New England | 16 | 8 | 180 | 896 | 5.0 | 44 | 6 | 32 | 214 | 6.7 | 20 | 3 |
| 2018 | Tennessee | 16 | 7 | 155 | 517 | 3.3 | 36 | 1 | 59 | 400 | 6.8 | 37 | 1 |
| 2019 | Tennessee | 16 | 1 | 54 | 209 | 3.9 | 17 | 0 | 25 | 164 | 6.6 | 24 | 1 |
| NFL Totals | | 86 | 27 | 538 | 2,310 | 4.3 | 44 | 11 | 172 | 1,281 | 7.4 | 40 | 7 |

PUNT RETURNS

| Year | Team | PUNT RETURNS | | | | | | | KICKOFF RETURNS | | | | |
|-------------------|--------------|--------------|----------|----------|----------|----------|----------|--|-----------------|--------------|-------------|-------------|----------|
| | | No | FC | Yds | Avg | Lg | TD | | No | Yds | Avg | Lg | TD |
| 2011 | Philadelphia | 0 | 0 | 0 | - | 0 | 0 | | 31 | 669 | 21.6 | 33 | 0 |
| 2012 | Philadelphia | 0 | 0 | 0 | - | 0 | 0 | | 1 | 33 | 33.0 | 33 | 0 |
| 2016 | New England | 0 | 0 | 0 | - | 0 | 0 | | 2 | 35 | 17.5 | 23 | 0 |
| 2017 | New England | 0 | 0 | 0 | - | 0 | 0 | | 23 | 570 | 24.8 | 103t | 1 |
| NFL Totals | | 0 | 0 | 0 | - | 0 | 0 | | 57 | 1,307 | 22.9 | 103t | 1 |

POSTSEASON

| Year | Team | RUSHING | | | | | | | RECEIVING | | | | |
|-------------------|-------------|----------|----------|-----------|------------|------------|-----------|----------|-----------|------------|------------|-----------|----------|
| | | GP | GS | Att | Yds | Avg | Lg | TD | No | Yds | Avg | Lg | TD |
| 2015 | New England | 0 | 0 | 0 | 0 | - | 0 | 0 | 0 | 0 | - | 0 | 0 |
| 2016 | New England | 3 | 2 | 25 | 79 | 3.2 | 13 | 1 | 5 | 33 | 6.6 | 13t | 1 |
| 2017 | New England | 3 | 3 | 33 | 135 | 4.1 | 18 | 0 | 16 | 111 | 6.9 | 31 | 0 |
| 2019 | Tennessee | 3 | 0 | 2 | 8 | 4.0 | 6 | 0 | 2 | 14 | 7.0 | 8 | 0 |
| NFL Totals | | 9 | 5 | 60 | 222 | 3.7 | 18 | 1 | 23 | 158 | 6.9 | 31 | 1 |

PUNT RETURNS

| Year | Team | PUNT RETURNS | | | | | | | KICKOFF RETURNS | | | | |
|-------------------|-------------|--------------|----------|----------|----------|----------|----------|--|-----------------|------------|-------------|------------|----------|
| | | No | FC | Yds | Avg | Lg | TD | | No | Yds | Avg | Lg | TD |
| 2015 | New England | 0 | 0 | 0 | - | 0 | 0 | | 0 | 0 | - | 0 | 0 |
| 2016 | New England | 0 | 0 | 0 | - | 0 | 0 | | 5 | 162 | 32.4 | 98t | 1 |
| 2017 | New England | 0 | 0 | 0 | - | 0 | 0 | | 6 | 106 | 17.7 | 27 | 0 |
| NFL Totals | | 0 | 0 | 0 | - | 0 | 0 | | 11 | 268 | 24.4 | 98t | 1 |

Single-Game Highs

Rushing Attempts - 26 vs. N.Y. Jets (12/31/17)
 Rushing Yards - 129 vs. Buffalo (12/24/17)
 Long Rush - 44 at Buffalo (12/5/17)
 Rushing Touchdowns - 1 (11 times, last at Miami 9/9/18)
 Receptions - 9 vs. Philadelphia (9/30/18)
 Receiving Yards - 98 at Buffalo (9/20/15)
 Long Reception - 40 at Buffalo (9/20/15)
 Receiving Touchdowns - **1 (Seven times, last vs. Houston (12/15/19))**
 Kickoff Returns - 5 at Atlanta (9/18/11)
 Kickoff Return Yards - 113 at Atlanta (9/18/11)
 Kickoff Return Long - 103t at Denver (11/12/17)
 Kickoff Return Touchdowns - 1 at Denver (11/12/17)

Playoff Single-Game Highs

Rushing Attempts - 15 vs. Tennessee (1/13/18)
 Rushing Yards - 62 vs. Tennessee (1/13/18)
 Long Rush - 18 vs. Jacksonville (1/21/18)
 Rushing Touchdowns - 1 vs. Houston (1/14/17)
 Receptions - 9 vs. Tennessee (1/13/18)
 Receiving Yards - 79 vs. Tennessee (1/13/18)
 Long Reception - 31 vs. Tennessee (1/13/18)
 Receiving Touchdowns - 1 vs. Houston (1/14/17)
 Kickoff Returns - 3 (Twice, last vs. Philadelphia 2/4/18)
 Kickoff Return Yards - 124 vs. Houston (1/14/17)
 Kickoff Return Long - 98t vs. Houston (1/14/17)
 Kickoff Return Touchdowns - 1 vs. Houston (1/14/17)

Additional Career Statistics

Special Teams Tackles - 1 (2011)
 Fumble Recoveries - 1 (2016), 2 (2018), **1 (2019)**



51 DAVID LONG JR.

LINEBACKER • 5'11" • 227 LBS • COLLEGE: WEST VIRGINIA
ACQUIRED: 6TH ROUND - 2019 • NFL EXPERIENCE: ROOKIE
HOMETOWN: CINCINNATI, OHIO
GAMES PLAYED/GAMES STARTED: 14/0 (PLAYOFFS: 3/1)



PRO: The Titans selected David Long Jr. in the sixth round of the 2019 NFL Draft. The 5-foot-11-inch, 227-pound defender possesses tremendous speed for the position, displays grit and toughness and has a knack for finding the ball carrier. At West Virginia, he was a three-year starter and amassed 252 career tackles, 14 sacks and 40 tackles for loss. The 2018 Big 12 Defensive Player of the Year led the Mountaineers in tackles during his final collegiate campaign.

CAREER HIGHLIGHTS:

- As a junior in 2018, Long Jr. was selected Big 12 Defensive Player of the Year by the coaches and the Associated Press. He also received second-team All-America honors by the Associated Press and first-team All-Big 12 accolades by the Associated Press.

TITANS TIDBITS:

- David's father, David Sr., is a former professional boxer who went 12-5-2 as a heavyweight. He once fought future world champ Deontay Wilder.
- During the offseason, Long still uses on-the-bell, three-minute-round boxing training to focus on his mental awareness. In 2018, Long Jr. went into the ring with headgear against his old man for the first time. They went for three 90-second rounds. "He busted up my lip, but it was fun," Long Jr. says. "He was really iffy that I knew how to throw my hands for real. It was just jabs, but it's grown-man strength."
- Long was a high school teammate of safety Mike Edwards, who was drafted by the Tampa Bay Buccaneers in the third round of the 2019 NFL Draft.
- When Long was seven years old, he was on the back of a bike being pedaled by his older brother when he was hit by a car driven by someone who was not paying attention. He was treated at the hospital with head and arm injuries.

CAREER TRANSACTIONS:

- The Cincinnati, Ohio, native was selected by the Titans in the sixth round (188th overall) of the 2019 NFL Draft.

SEASON RECAPS:

2019 (14/0, 3/1): Played in 14 games as a reserve during his rookie campaign and notched 15 tackles, two stops for loss, a pass defended, a forced fumble and two special teams tackles. Was inactive for two games. Saw action in all three postseason contests with a start at linebacker and collected 16 tackles, two stops for loss and a special teams tackle. Tied for the team lead in passes defended once in 2019 (at HOU). Tied for the team lead in special teams tackles twice in 2019 (vs. TB, at OAK). Appeared in his first career NFL contest against Indianapolis (9/15/19).

- At Cleveland (9/8), was inactive.
- Against Indianapolis (9/15), made his NFL debut as a reserve on special teams.
- At Jacksonville (9/19), played as a reserve on special teams.
- At Atlanta (9/29), was inactive.
- Against Buffalo (10/6), saw action as a reserve on special teams.
- At Denver (10/13), played as a reserve on special teams.
- Against L.A. Chargers (10/20), saw action as a reserve at linebacker and posted a tackle for loss. Shot through the line and stonewalled Melvin Gordon for a four-yard loss on a screen pass late in the first quarter.
- Against Tampa Bay (10/27), played as a reserve on special teams and notched a tackle on coverage units.
- At Carolina (11/3), saw action as a reserve on special teams.
- Against Kansas City (11/10), played as a reserve at linebacker and

registered 11 tackles and a forced fumble. Forced a Damien Williams' fumble that was scooped up by Rashaan Evans and returned 53 yards for a touchdown in the second stanza.

- Against Jacksonville (11/24), saw action as a reserve at linebacker and on special teams.
- At Indianapolis (12/1), played as a reserve on special teams.
- At Oakland (12/8), saw action as a reserve at linebacker and amassed two tackles, including a stop for loss. Tied for the team lead with a special teams tackle on coverage units. Stonewalled DeAndre Washington for a six-yard loss on a short pass in the fourth quarter.
- Against Houston (12/15), played as a reserve on special teams.
- Against New Orleans (12/22), saw action as a reserve on special teams.
- At Houston (12/29), played as a reserve on special teams and at linebacker late in the game. Recorded a tackle and a pass defended on defense. Broke up a pass intended for Jordan Akins late in the fourth quarter.
- At New England (1/4), made his postseason debut as a reserve at linebacker and posted five tackles.
- At Baltimore (1/11), made his first career start and linebacker and recorded eight tackles. Stuffed Gus Edwards for no gain on a rush off right guard in the first quarter. Halted a Ravens' drive by stonewalling Lamar Jackson for no gain on a fourth-and-one rush off right guard on the first play of the second quarter.
- At Kansas City (1/19), played as a reserve at linebacker and registered three tackles, including two stops for loss. Notched a special teams tackle on coverage units. Stuffed Damien Williams for two-yard losses on back-to-back rushing plays in the fourth quarter.

COLLEGE:

- During a three-year career at West Virginia, played in 34 games with 31 starts and totaled 252 tackles, 14 sacks and 40 career tackles for loss which tied for third place on West Virginia's all-time list. In his final campaign in 2018, tied for the single-season program record with 19 tackles for loss.

AS A JUNIOR (2018), started all 12 games at Will linebacker and named Big 12 Defensive Player of the Year by the coaches and the Associated Press. Garnered second-team All-America honors by the Associated Press and first-team All-Big 12 first-team accolades by the Associated Press. Led the team with 111 tackles, eight sacks and 19 tackles for loss. Finished with 10 or more tackles in six games.

- Against Kansas State (9/22), tallied eight solo stops, including two sacks.
- Against Texas Tech (9/29), registered season-highs with 15 total tackles.
- Against Baylor (10/25), posted seven tackles, two tackles for loss and a sack.
- At Texas (11/3), registered 10 or more tackles for the fifth time in 2018, including a stop for loss and a sack.
- Against Texas Christian (11/10), collected six tackles, including four tackles for loss and three sacks.
- Against Syracuse (12/28), finished with 11 tackles, including eight solo stops and assisted on a tackle for loss in the Camping World Bowl.

AS A SOPHOMORE (2017), started nine games at Will linebacker after missing the first four games after sustaining preseason knee injury. Was the team's third-leading tackler with 76 stops, including four sacks, a team-best 16.5 tackles for loss, four passes defended and a fumble recovery. Selected All-Big 12 Conference first team by ESPN, All-Big 12 Conference second team by Athlon Sports and All-Big 12 Conference honorable mention by the Coaches. Also named WVU Defensive Player of the Year.

- Against Oklahoma State (10/28), tallied a school-record seven tackles for

loss, the second-most in the NCAA. Tallied a career-high 18 tackles, the second-most in a single game in the Big 12.

- At Kansas State (11/11), recorded 12 total tackles, including two tackles for loss and his first career sack.
- Against Utah (12/26), notched a career-high three sacks and finished with six total tackles.

AS A REDSHIRT FRESHMAN (2016), played in 13 games with 10 starts and notched 65 tackles, two sacks, 4.5 tackles for loss and a forced fumble.

- Against Kansas State (10/1), made his first career start and had a tackle for a loss of six yards to go along with three solo tackles.
- At Texas (11/12), posed a then career-best 10 tackles with his second career sack for a loss of four yards.
- Against Miami (12/28), finished with a then career-high 11 tackles, including a tackle for loss in the Russell Athletic Bowl.

AS A FRESHMAN (2105), redshirted.

- Graduated in December 2018 with a multidisciplinary studies degree from West Virginia.

PERSONAL:

- Attended Winton Woods (Cincinnati, Ohio) High School and finished his career with 283 career tackles, six sacks and six interceptions.
- Selected Associated Press All-Ohio Division II honorable mention and Associated Press Southwest All-District First Team Division II linebacker.
- As a senior, tallied 110 tackles, 16 tackles for loss and three sacks.
- As a junior, totaled 88 tackles, one interception and one fumble recovery
- As a sophomore, registered 81 tackles, a sack, two fumble recoveries and an interception.
- List of favorites: (TV show) "All American"; (movies) "Remember the Titans"; (musician) Lil Wayne; (meal) pasta; (dessert) lemon cake; (childhood sports team) LeBron James' teams - Cavaliers and Heat; and (hidden talent) Beatboxing.
- Follow Long on Twitter at @David__Long.
- Follow Long on Instagram at @davidlongjr__.
- Born David Lamont Long Jr. on Oct. 12, 1996 in Cincinnati, Ohio.

DAVID LONG JR.'S COLLEGE STATISTICS

| REGULAR SEASON | | | TACKLES | | | | | | | | INTERCEPTIONS | | | | | FUMBLES | | |
|-------------------|---------------|-----------|-----------|------------|------------|-----------|-------------|-------------|-------------|------------|---------------|----------|----------|----------|-----------|----------|----------|----------|
| Year | Team | GP | GS | Tot | Solo | Asst | Sk | Yds | TFL | Yds | No | Yds | Lg | TD | PD | FF | FR | Yds |
| 2016 | West Virginia | 13 | 10 | 65 | 37 | 28 | 2.0 | 9.0 | 4.5 | 21 | 0 | 0 | 0 | 0 | 0 | 1 | 0 | 0 |
| 2017 | West Virginia | 9 | 9 | 76 | 56 | 20 | 4.0 | 17.0 | 16.5 | 46 | 0 | 0 | 0 | 0 | 6 | 0 | 1 | 0 |
| 2018 | West Virginia | 12 | 12 | 111 | 76 | 35 | 8.0 | 52.0 | 19.0 | 70 | 0 | 0 | 0 | 0 | 4 | 1 | 1 | 0 |
| NFL Totals | | 34 | 31 | 252 | 169 | 83 | 14.0 | 78.0 | 40.0 | 137 | 0 | 0 | 0 | 0 | 10 | 2 | 2 | 0 |

Single-Game Highs

Tackles - 18 vs. Oklahoma State (10/28/17)

Sacks - 3 vs. Texas Christian (11/10/18)

Tackles for Loss - 7 vs. Oklahoma State (10/28/17)

Forced Fumble - 1 (Twice, last vs. Oklahoma 11/23/18)

Fumble Recovery - 1 (Twice, last at Oklahoma State 11/17/18)

DAVID LONG JR.'S DEFENSIVE GAME-BY-GAME

| 2019 Tennessee Titans | | | | | | | | | | | | | | | | | | | | | | | | | | | | | | | | | | | | | | | | | | | | | | | | | | | | | | | | | | | | | | | | | | | | | | | | | | | | | | | | | | | | | | | | | | | | | | | | | | | | | | | | | | | | | | | | | | | | | | | | | | | | | | | | | | | | | | | | | | | | | | | | | | | | | | | | | | | | | | | | | | | | | | | | | | | | | | | | | | | | | | | | | | | | | | | | | | | | | | | | | | | | | | | | | | | | | | | | | | | | | | | | | | | | | | | | | | | | | | | | | | | | | | | | | | | | | | | | | | | | | | | | | | | | | | | | | | | | | | | | | | | | | | | | | | | | | | | | | | | | | | | | | | | | | | | | | | | | | | | | | | | | | | | | | | | | | | | | | | | | | | | | | | | | | | | | | | | | | | | | | | | | | | | | | | | | | | | | | | | | | | | | | | | | | | | | | | | | | | | | | | | | | | | | | | | | | | | | | | | | | | | | | | | | | | | | | | | | | | | | | | | | | | | | | | | | | | | | | | | | | | | | | | | | | | | | | | | | | | | | | | | | | | | | | | | | | | | | | | | | | | | | | | | | | | | | | | | | | | | | | | | | | | | | | | | | | | | | | | | | | | | | | | | | | | | | | | | | | | | | | | | | | | | | | | | | | | | | | | | | | | | | | | | | | | | | | | | | | | | | | | | | | | | | | | | | | | | | | | | | | | | | | | | | | | | | | | | | | | | | | | | | | | | | | | | | | | | | | | | | | | | | | | | | | | | | | | | | | | | | | | | | | | | | | | | | | | | | | | | | | | | | | | | | | | | | | | | | | | | | | | | | | | | | | | | | | | | | | | | | | | | | | | | | | | | | | | | | | | | | | | | | | | | | | | | | | | | | | | | | | | | | | | | | | | | | | | | | | | | | | | | | | | | | | | | | | | | | | | | | | | | | | | | | | | | | | | | | | | | | | | | | | | | | | | | | | | | | | | | | | | | | | | | | | | | | | | | | | | | | | | | | | | | | | | | | | | | | | | | | | | | | | | | | | | | | | | | | | | | | | | | | | | | | | | | | | | | | | | | | | | | | | | | | | | | | | | | | | | | | | | | | | | | | | | | | | | | | | | | | | | | | | | | | | | | | | | | | | | | | | | | | | | | | | | | | | | | | | | | | | | | | | | | | | | | | | | | | | | | | | | | | | | | | | | | | | | | | | | | | | | | | | | | | | | | | | | | | | | | | | | | | | | | | | | | | | | | | | | | | | | | | | | | | | | | | | | | | | | | | | | | | | | | | | | | | | | | | | | | | | | | | | | | | | | | | | | | | | | | | | | | | | | | | | | | | | | | | | | | | | | | | | | | | | | | | | | | | | | | | | | | | | | | | | | | | | | | | | | | | | | | | | | | | | | | | | | | | | | | | | | | | | | | | | | | | | | | | | | | | | | | | | | | | | | | | | | | | | | | | | | | | | | | | | | | | | | | | | | | | | | | | | | | | | | | | | | | | | | | | | | | | | | | | | | | | | | | | | | | | | | | | | | | | | | | |
|-----------------------|-----|-----|-----|-----|------|------|----|-------|-----|-----|-----|-------|----|----|----|----|-------|-----|--|--|--|--|--|--|--|--|--|--|--|--|--|--|--|--|--|--|--|--|--|--|--|--|--|--|--|--|--|--|--|--|--|--|--|--|--|--|--|--|--|--|--|--|--|--|--|--|--|--|--|--|--|--|--|--|--|--|--|--|--|--|--|--|--|--|--|--|--|--|--|--|--|--|--|--|--|--|--|--|--|--|--|--|--|--|--|--|--|--|--|--|--|--|--|--|--|--|--|--|--|--|--|--|--|--|--|--|--|--|--|--|--|--|--|--|--|--|--|--|--|--|--|--|--|--|--|--|--|--|--|--|--|--|--|--|--|--|--|--|--|--|--|--|--|--|--|--|--|--|--|--|--|--|--|--|--|--|--|--|--|--|--|--|--|--|--|--|--|--|--|--|--|--|--|--|--|--|--|--|--|--|--|--|--|--|--|--|--|--|--|--|--|--|--|--|--|--|--|--|--|--|--|--|--|--|--|--|--|--|--|--|--|--|--|--|--|--|--|--|--|--|--|--|--|--|--|--|--|--|--|--|--|--|--|--|--|--|--|--|--|--|--|--|--|--|--|--|--|--|--|--|--|--|--|--|--|--|--|--|--|--|--|--|--|--|--|--|--|--|--|--|--|--|--|--|--|--|--|--|--|--|--|--|--|--|--|--|--|--|--|--|--|--|--|--|--|--|--|--|--|--|--|--|--|--|--|--|--|--|--|--|--|--|--|--|--|--|--|--|--|--|--|--|--|--|--|--|--|--|--|--|--|--|--|--|--|--|--|--|--|--|--|--|--|--|--|--|--|--|--|--|--|--|--|--|--|--|--|--|--|--|--|--|--|--|--|--|--|--|--|--|--|--|--|--|--|--|--|--|--|--|--|--|--|--|--|--|--|--|--|--|--|--|--|--|--|--|--|--|--|--|--|--|--|--|--|--|--|--|--|--|--|--|--|--|--|--|--|--|--|--|--|--|--|--|--|--|--|--|--|--|--|--|--|--|--|--|--|--|--|--|--|--|--|--|--|--|--|--|--|--|--|--|--|--|--|--|--|--|--|--|--|--|--|--|--|--|--|--|--|--|--|--|--|--|--|--|--|--|--|--|--|--|--|--|--|--|--|--|--|--|--|--|--|--|--|--|--|--|--|--|--|--|--|--|--|--|--|--|--|--|--|--|--|--|--|--|--|--|--|--|--|--|--|--|--|--|--|--|--|--|--|--|--|--|--|--|--|--|--|--|--|--|--|--|--|--|--|--|--|--|--|--|--|--|--|--|--|--|--|--|--|--|--|--|--|--|--|--|--|--|--|--|--|--|--|--|--|--|--|--|--|--|--|--|--|--|--|--|--|--|--|--|--|--|--|--|--|--|--|--|--|--|--|--|--|--|--|--|--|--|--|--|--|--|--|--|--|--|--|--|--|--|--|--|--|--|--|--|--|--|--|--|--|--|--|--|--|--|--|--|--|--|--|--|--|--|--|--|--|--|--|--|--|--|--|--|--|--|--|--|--|--|--|--|--|--|--|--|--|--|--|--|--|--|--|--|--|--|--|--|--|--|--|--|--|--|--|--|--|--|--|--|--|--|--|--|--|--|--|--|--|--|--|--|--|--|--|--|--|--|--|--|--|--|--|--|--|--|--|--|--|--|--|--|--|--|--|--|--|--|--|--|--|--|--|--|--|--|--|--|--|--|--|--|--|--|--|--|--|--|--|--|--|--|--|--|--|--|--|--|--|--|--|--|--|--|--|--|--|--|--|--|--|--|--|--|--|--|--|--|--|--|--|--|--|--|--|--|--|--|--|--|--|--|--|--|--|--|--|--|--|--|--|--|--|--|--|--|--|--|--|--|--|--|--|--|--|--|--|--|--|--|--|--|--|--|--|--|--|--|--|--|--|--|--|--|--|--|--|--|--|--|--|--|--|--|--|--|--|--|--|--|--|--|--|--|--|--|--|--|--|--|--|--|--|--|--|--|--|--|--|--|--|--|--|--|--|--|--|--|--|--|--|--|--|--|--|--|--|--|--|--|--|--|--|--|--|--|--|--|--|--|--|--|--|--|--|--|--|--|--|--|--|--|--|--|--|--|--|--|--|--|--|--|--|--|--|--|--|--|--|--|--|--|--|--|--|--|--|--|--|--|--|--|--|--|--|--|--|--|--|--|--|--|--|--|--|--|--|--|--|--|--|--|--|--|--|--|--|--|--|--|--|--|--|--|--|--|--|--|--|--|--|--|--|--|--|--|--|--|--|--|--|--|--|--|--|--|--|--|--|--|--|--|--|--|--|--|--|--|--|--|--|--|--|--|--|--|--|--|--|--|--|--|--|--|--|--|--|--|--|--|--|--|--|--|--|--|--|--|--|--|--|--|--|--|--|--|--|--|--|--|--|--|--|--|--|--|--|--|--|--|--|--|--|--|--|--|--|--|--|--|--|--|--|--|--|--|--|--|--|--|--|--|--|--|--|--|--|--|--|--|--|--|--|--|--|--|--|--|--|--|--|--|--|--|--|--|--|--|--|--|--|--|--|--|--|--|--|--|--|--|--|--|--|--|--|--|--|--|--|--|--|--|--|--|--|--|--|--|--|--|--|--|--|--|--|--|--|--|--|--|--|--|--|--|--|--|--|--|--|--|--|--|--|--|--|--|--|--|--|--|--|--|--|--|--|--|--|--|--|--|--|--|--|--|--|--|--|--|--|--|--|--|--|--|--|--|--|--|--|--|--|--|--|--|--|--|--|--|--|--|--|--|--|--|--|--|--|--|--|--|--|--|--|--|--|--|--|--|--|--|--|--|--|--|--|--|--|--|--|--|--|--|--|--|--|--|--|--|--|--|--|--|--|--|--|--|--|--|--|--|--|--|--|--|--|--|--|--|--|--|--|--|--|--|--|--|--|--|--|--|--|--|--|--|--|--|--|--|--|--|--|--|--|--|--|--|--|--|--|--|--|--|--|--|--|--|--|--|--|--|--|--|--|--|--|--|--|--|--|--|--|--|--|--|--|--|--|--|--|
| Date | Opp | W/L | P/S | Tot | Solo | Asst | Sk | - Yds | QBP | TFL | Int | - Yds | TD | PD | FF | FR | - Yds | SpT | | | | | | | | | | | | | | | | | | | | | | | | | | | | | | | | | | | | | | | | | | | | | | | | | | | | | | | | | | | | | | | | | | | | | | | | | | | | | | | | | | | | | | | | | | | | | | | | | | | | | | | | | | | | | | | | | | | | | | | | | | | | | | | | | | | | | | | | | | | | | | | | | | | | | | | | | | | | | | | | | | | | | | | | | | | | | | | | | | | | | | | | | | | | | | | | | | | | | | | | | | | | | | | | | | | | | | | | | | | | | | | | | | | | | | | | | | | | | | | | | | | | | | | | | | | | | | | | | | | | | | | | | | | | | | | | | | | | | | | | | | | | | | | | | | | | | | | | | | | | | | | | | | | | | | | | | | | | | | | | | | | | | | | | | | | | | | | | | | | | | | | | | | | | | | | | | | | | | | | | | | | | | | | | | | | | | | | | | | | | | | | | | | | | | | | | | | | | | | | | | | | | | | | | | | | | | | | | | | | | | | | | | | | | | | | | | | | | | | | | | | | | | | | | | | | | | | | | | | | | | | | | | | | | | | | | | | | | | | | | | | | | | | | | | | | | | | | | | | | | | | | | | | | | | | | | | | | | | | | | | | | | | | | | | | | | | | | | | | | | | | | | | | | | | | | | | | | | | | | | | | | | | | | | | | | | | | | | | | | | | | | | | | | | | | | | | | | | | | | | | | | | | | | | | | | | | | | | | | | | | | | | | | | | | | | | | | | | | | | | | | | | | | | | | | | | | | | | | | | | | | | | | | | | | | | | | | | | | | | | | | | | | | | | | | | | | | | | | | | | | | | | | | | | | | | | | | | | | | | | | | | | | | | | | | | | | | | | | | | | | | | | | | | | | | | | | | | | | | | | | | | | | | | | | | | | | | | | | | | | | | | | | | | | | | | | | | | | | | | | | | | | | | | | | | | | | | | | | | | | | | | | | | | | | | | | | | | | | | | | | | | | | | | | | | | | | | | | | | | | | | | | | | | | | | | | | | | | | | | | | | | | | | | | | | | | | | | | | | | | | | | | | | | | | | | | | | | | | | | | | | | | | | | | | | | | | | | | | | | | | | | | | | | | | | | | | | | | | | | | | | | | | | | | | | | | | | | | | | | | | | | | | | | | | | | | | | | | | | | | | | | | | | | | | | | | | | | | | | | | | | | | | | | | | | | | | | | | | | | | | | | | | | | | | | | | | | | | | | | | | | | | | | | | | | | | | | | | | | | | | | | | | | | | | | | | | | | | | | | | | | | | | | | | | | | | | | | | | | | | | | | | | | | | | | | | | | | | | | | | | | | | | | | | | | | | | | | | | | | | | | | | | | | | | | | | | | | | | | | | | | | | | | | | | | | | | | | | | | | | | | | | | | | | | | | | | | | | | | | | | | | | | | | | | | | | | | | | | | | | | | | | | | | | | | | | | | | | | | | | | | | | | | | | | | | | | | | | | | | | | | | | | | | | | | | | | | | | | | | | | | | | | | | | | | | | | | | | | | | | | | | | | | | | | | | | | |

DAVID LONG JR.'S NFL STATISTICS

| REGULAR SEASON | | | TACKLES | | | | | | | | INTERCEPTIONS | | | | | FUMBLES | | | |
|-------------------|-----------|-----------|----------|-----------|----------|----------|------------|------------|----------|----------|---------------|----------|----------|----------|----------|----------|----------|----------|----------|
| Year | Team | GP | GS | Tot | Solo | Asst | Sk | Yds | QBP | TFL | No | Yds | Lg | TD | PD | FF | FR | Yds | SpT |
| 2019 | Tennessee | 14 | 0 | 15 | 8 | 7 | 0.0 | 0.0 | 0 | 2 | 0 | 0 | 0 | 0 | 1 | 1 | 0 | 0 | 2 |
| NFL Totals | | 14 | 0 | 15 | 8 | 7 | 0.0 | 0.0 | 0 | 2 | 0 | 0 | 0 | 0 | 1 | 1 | 0 | 0 | 2 |

| PLAYOFFS | | | TACKLES | | | | | | | | INTERCEPTIONS | | | | | FUMBLES | | | |
|-------------------|-----------|----------|----------|-----------|-----------|----------|------------|------------|----------|----------|---------------|----------|----------|----------|----------|----------|----------|----------|----------|
| Year | Team | GP | GS | Tot | Solo | Asst | Sk | Yds | QBP | TFL | No | Yds | Lg | TD | PD | FF | FR | Yds | SpT |
| 2019 | Tennessee | 3 | 1 | 16 | 11 | 5 | 0.0 | 0.0 | 0 | 2 | 0 | 0 | 0 | 0 | 0 | 0 | 0 | 0 | 1 |
| NFL Totals | | 3 | 1 | 16 | 11 | 5 | 0.0 | 0.0 | 0 | 2 | 0 | 0 | 0 | 0 | 0 | 0 | 0 | 0 | 1 |

Single-Game Highs

Tackles - 11 vs. Kansas City (11/10/19)

Tackle For Loss - 1 (Twice, last at Oakland 12/8/19)

Passes Defensed - 1 at Houston (12/29/19)

Forced Fumbles - 1 vs. Kansas City (11/10/19)

Special Teams Tackles - 1 (Twice, last at Oakland 12/8/19)

Playoff Single-Game Highs

Tackles - 8 at Baltimore (1/11/20)

Tackle For Loss - 2 at Kansas City (1/19/20)

Special Teams Tackles - 1 at Kansas City (1/19/20)



97 ISAIAH MACK

DEFENSIVE TACKLE • 6'1" • 299 LBS • COLLEGE: CHATTANOOGA
ACQUIRED: FREE AGENT - 2019 • NFL EXPERIENCE (NFL/TITANS): ROOKIE
HOMETOWN: TUNNEL HILL, GA.
GAMES PLAYED/GAMES STARTED: 13/1 (PLAYOFFS: 0/0)



PRO: The Titans signed Isaiah Mack as a rookie free agent following the 2019 NFL Draft. He appeared in 48 games with 32 starts over four seasons at Chattanooga and totaled 222 tackles, 41 tackles for loss, 21 sacks, two passes defended, three forced fumbles and two fumble recoveries. The 6-foot-1-inch, 299-pounder ranks third in program history in tackles for loss and ranks fourth in school history in sacks.

TITANS TIDBITS:

- Mack is extremely close with his mother, Sequoyah, who calls him 'D' because his middle name is Dwight.
- Mack's mother is a nurse and he initially majored in nursing at Chattanooga. He switched to criminal justice after taking a course in violence against women as a freshman.
- He lists his favorite hobby as 'going mudding' in his pickup truck, and also enjoys hunting, fishing and cooking.

CAREER TRANSACTIONS:

- The Tunnel Hill, Ga., native was signed by the Titans as a rookie free agent on May 10, 2019.

SEASON RECAPS:

2019 (13/1, 0/0): Played in 13 games with a start at defensive tackle during his rookie campaign and collected 11 tackles, 1.5 sacks, eight quarterback pressures and a fumble recovery. Was inactive for three games. Was inactive for all three postseason contests. Tied for the team lead in sacks once in 2019 (vs. IND). Appeared in his first career NFL contest at Cleveland (9/8/19). Collected his first career sack against Indianapolis (9/15/19). Notched his first career start at Jacksonville (9/19/19).

- At Cleveland (9/8), made his NFL debut as a reserve on the defensive front and collected four tackles and a quarterback pressure.
- Against Indianapolis (9/15), played as a reserve at defensive tackle and collected his first career sack. Registered his first career sack by dropping Jacoby Brissett for a seven-yard loss in the first quarter.
- At Jacksonville (9/19), made his first career start at defensive end and posted a quarterback pressure.
- At Atlanta (9/29), played as a reserve at defensive end and registered two tackles, including a half sack and two quarterback pressures. Combined with Rashaan Evans to drop Matt Ryan for a five-yard sack in the final quarter.
- Against Buffalo (10/6), saw action as a reserve on the defensive front and notched a quarterback pressure.
- At Denver (10/13), played as a reserve at defensive tackle.
- Against L.A. Chargers (10/20), saw action as a reserve at defensive tackle and posted a tackle.
- Against Tampa Bay (10/27), played as a reserve at defensive tackle and tallied a fumble recovery. Recovered a Jameis Winston botched shotgun snap at the Tampa Bay 10-yard line in the first quarter.
- At Carolina (11/3), saw action as a reserve on the defensive front.
- Against Kansas City (11/10), played as a reserve on the defensive front.
- Against Jacksonville (11/24), saw action as a reserve at defensive tackle and notched a tackle and a quarterback pressure.
- At Indianapolis (12/1), played as a reserve at defensive tackle.
- At Oakland (12/8), saw action as a reserve at defensive tackle and amassed two tackles.
- Against Houston (12/15), was inactive.
- Against New Orleans (12/22), was inactive.
- At Houston (12/29), was inactive.

- At New England (1/4), was inactive.
- At Baltimore (1/11), was inactive.
- At Kansas City (1/19), was inactive.

COLLEGE:

- Started 48 games and made 32 starts over four seasons at Chattanooga and posted 222 tackles, 41 tackles for loss, 21 sacks, two passes defended, three forced fumbles and two fumble recoveries. Ranks third in program history in tackles for loss and fourth in school history in sacks.
- As a senior (2018), appeared in 11 games and tallied 78 tackles, 11 tackles for loss, 8.5 sacks, two passes defended, two forced fumbles, and one fumble recovery. Was named Southern Conference Defensive Player of the Year by the league's coaches and media and earned First Team All-American recognition by Associated Press and named First Team All-SoCon.
- As a junior (2017), saw action in 11 contests and recorded 54 tackles, seven tackles for loss and 1.5 sacks. Earned Second Team All-SoCon recognition by the league's coaches.
- As a sophomore (2016), appeared in all 13 games and notched 36 tackles, 14 tackles for loss and 7.5 sacks.
- As a redshirt freshman (2015), saw action in 13 games with eight starts and tallied 54 tackles, nine tackles for loss, 3.5 sacks, one forced fumble and one fumble recovery. Named to the SoCon All-Freshman Team.
- Redshirted in 2014.
- Majored in criminal justice at Chattanooga.

PERSONAL:

- Attended Northwest Whitfield (Ga.) High School where he was a two-time all-state defensive lineman and two-time regional defensive player of the year.
- Mack recorded 121 tackles as a senior and 137 tackles as a junior and also competed in wrestling.
- Has one brother, Rashaun.
- Son of Sequoyah Mack.
- Follow Mack on Twitter @imack98.
- Born Isaiah Dwight Mack on March 19, 1996 in Tunnel Hill, Ga.

ISAIAH MACK'S DEFENSIVE GAME-BY-GAME

2019 Tennessee Titans

| Date | Opp | W/L | P/S | Tot | Solo | Asst | Sk | - Yds | QBP | TFL | Int | - Yds | -TD | PD | FF | FR | - Yds | SpT |
|---------|-------|-----|-----|-----|------|------|-----|-------|-----|-----|-----|-------|-----|----|----|----|-------|-----|
| Sept 8 | @ Cle | W | p | 4 | 3 | 1 | 0.0 | 0.0 | 1 | 0 | 0 | 0 | 0 | 0 | 0 | 0 | 0 | 0 |
| Sept 15 | Ind | L | p | 1 | 1 | 0 | 1.0 | 7.0 | 1 | 0 | 0 | 0 | 0 | 0 | 0 | 0 | 0 | 0 |
| Sept 19 | @ Jax | L | S | 0 | 0 | 0 | 0.0 | 0.0 | 1 | 0 | 0 | 0 | 0 | 0 | 0 | 0 | 0 | 0 |
| Sept 29 | @ Atl | W | p | 2 | 0 | 2 | 0.5 | 2.5 | 2 | 0 | 0 | 0 | 0 | 0 | 0 | 0 | 0 | 0 |
| Oct 6 | Buf | L | p | 0 | 0 | 0 | 0.0 | 0.0 | 1 | 0 | 0 | 0 | 0 | 0 | 0 | 0 | 0 | 0 |
| Oct 13 | @ Den | L | p | 0 | 0 | 0 | 0.0 | 0.0 | 0 | 0 | 0 | 0 | 0 | 0 | 0 | 0 | 0 | 0 |
| Oct 20 | LAC | W | p | 1 | 0 | 1 | 0.0 | 0.0 | 0 | 0 | 0 | 0 | 0 | 0 | 0 | 0 | 0 | 0 |
| Oct 27 | TB | W | p | 0 | 0 | 0 | 0.0 | 0.0 | 0 | 0 | 0 | 0 | 0 | 0 | 0 | 1 | 0 | 0 |
| Nov 3 | @ Car | L | p | 0 | 0 | 0 | 0.0 | 0.0 | 1 | 0 | 0 | 0 | 0 | 0 | 0 | 0 | 0 | 0 |
| Nov 10 | KC | W | p | 0 | 0 | 0 | 0.0 | 0.0 | 1 | 0 | 0 | 0 | 0 | 0 | 0 | 0 | 0 | 0 |

| | | | | | | | | | | | | | | | | | | |
|--------|-------|---|----|---|---|---|-----|-----|---|---|---|---|---|---|---|---|---|---|
| Nov 24 | Jax | W | p | 1 | 1 | 0 | 0.0 | 0.0 | 1 | 0 | 0 | 0 | 0 | 0 | 0 | 0 | 0 | 0 |
| Dec 1 | @ Ind | W | p | 0 | 0 | 0 | 0.0 | 0.0 | 0 | 0 | 0 | 0 | 0 | 0 | 0 | 0 | 0 | 0 |
| Dec 8 | @ Oak | W | p | 2 | 1 | 1 | 0.0 | 0.0 | 0 | 0 | 0 | 0 | 0 | 0 | 0 | 0 | 0 | 0 |
| Dec 15 | Hou | L | IA | | | | | | | | | | | | | | | |
| Dec 22 | NO | L | IA | | | | | | | | | | | | | | | |
| Dec 29 | @ Hou | W | IA | | | | | | | | | | | | | | | |

| | | | | | | | | | | | | | | | | | | |
|---------------|------------|-------------|-----------|----------|----------|------------|------------|----------|----------|----------|----------|----------|----------|----------|----------|----------|----------|----------|
| Totals | 9-7 | 13/1 | 11 | 6 | 5 | 1.5 | 9.5 | 8 | 0 | 0 | 0 | 0 | 0 | 0 | 0 | 1 | 0 | 0 |
|---------------|------------|-------------|-----------|----------|----------|------------|------------|----------|----------|----------|----------|----------|----------|----------|----------|----------|----------|----------|

Playoffs

| | | | | | | | | | | | | | | | | | | |
|--------|-------|---|----|--|--|--|--|--|--|--|--|--|--|--|--|--|--|--|
| Jan 4 | @ NE | W | IA | | | | | | | | | | | | | | | |
| Jan 11 | @ Bal | W | IA | | | | | | | | | | | | | | | |
| Jan 19 | @ KC | L | IA | | | | | | | | | | | | | | | |

| | | | | | | | | | | | | | | | | | | |
|---------------|------------|------------|----------|----------|----------|------------|------------|----------|----------|----------|----------|----------|----------|----------|----------|----------|----------|----------|
| Totals | 2-1 | 0/0 | 0 | 0 | 0 | 0.0 | 0.0 | 0 | 0 | 0 | 0 | 0 | 0 | 0 | 0 | 0 | 0 | 0 |
|---------------|------------|------------|----------|----------|----------|------------|------------|----------|----------|----------|----------|----------|----------|----------|----------|----------|----------|----------|

ISAIAH MACK'S NFL STATISTICS

REGULAR SEASON

| Year | Team | REGULAR SEASON | | TACKLES | | | | | | | | INTERCEPTIONS | | | | | FUMBLES | | | |
|-------------------|-----------|----------------|----------|-----------|----------|----------|------------|------------|----------|----------|--|---------------|----------|----------|----------|----------|----------|----------|----------|----------|
| | | GP | GS | Tot | Solo | Asst | Sk | Yds | QBP | TFL | | No | Yds | Lg | TD | PD | FF | FR | Yds | SpT |
| 2019 | Tennessee | 13 | 1 | 11 | 6 | 5 | 1.5 | 9.5 | 8 | 0 | | 0 | 0 | 0 | 0 | 0 | 0 | 1 | 0 | 0 |
| NFL Totals | | 13 | 1 | 11 | 6 | 5 | 1.5 | 9.5 | 8 | 0 | | 0 | 0 | 0 | 0 | 0 | 0 | 1 | 0 | 0 |

PLAYOFFS

| Year | Team | PLAYOFFS | | TACKLES | | | | | | | | INTERCEPTIONS | | | | | FUMBLES | | | |
|-------------------|-----------|----------|----------|----------|----------|----------|------------|------------|----------|----------|--|---------------|----------|----------|----------|----------|----------|----------|----------|----------|
| | | GP | GS | Tot | Solo | Asst | Sk | Yds | QBP | TFL | | No | Yds | Lg | TD | PD | FF | FR | Yds | SpT |
| 2019 | Tennessee | 0 | 0 | 0 | 0 | 0 | 0.0 | 0.0 | 0 | 0 | | 0 | 0 | 0 | 0 | 0 | 0 | 0 | 0 | 0 |
| NFL Totals | | 0 | 0 | 0 | 0 | 0 | 0.0 | 0.0 | 0 | 0 | | 0 | 0 | 0 | 0 | 0 | 0 | 0 | 0 | 0 |

Single-Game Highs

Tackles - **4 at Cleveland (9/8/19)**

Sacks - **1 vs. Indianapolis (9/15/19)**

Quarterback Pressures - **2 at Atlanta (9/29/19)**

Fumble Recovery - **1 vs. Tampa Bay (10/27/19)**



8 MARCUS MARIOTA

QUARTERBACK • 6'4" • 222 LBS • COLLEGE: OREGON

ACQUIRED: 1ST ROUND - 2015 • NFL EXPERIENCE (NFL/TITANS): 5/5

HOMETOWN: HONOLULU, HAWAII

GAMES PLAYED/GAMES STARTED: 63/61 (PLAYOFFS: 5/2)



Captain: 2015, 2016, 2017, 2018, 2019

PRO: The Titans used the second overall pick in the 2015 NFL Draft on Oregon quarterback Marcus Mariota. In his first four NFL seasons, Mariota passed for 12,004 yards and 69 touchdowns, while rushing for 1,270 yards and 11 more scores. His 93.8 passer rating in his first two seasons ranked sixth in NFL history for a player's first two NFL campaigns, trailing only Kurt Warner (107.9), Dan Marino (104.5), Nick Foles (101.0), Russell Wilson (100.6) and Ben Roethlisberger (98.3). As a rookie, the 6-foot-4-inch, 222-pound signal caller validated his draft selection by posting the third-highest passer rating in franchise history (91.5) and the fifth-highest rookie completion percentage in NFL history (62.2). He was the first player in franchise history to open his rookie season in Week 1 as the starting quarterback. He became the second rookie quarterback in NFL history (Peyton Manning) to complete three touchdown passes in four different games and the only NFL rookie to record two games with four touchdown passes and no interceptions. Mariota was the fifth Heisman Trophy winner to be drafted by the Oilers/Titans (Derrick Henry became the sixth in 2016), joining Billy Cannon, Earl Campbell, Mike Rozier and Eddie George.

CAREER HIGHLIGHTS:

- In 2018, Mariota set a career-high with a franchise-best 68.9 completion percentage. He completed 228 of 331 passes for 2,528 yards with 11 touchdowns for a 92.3 passer rating.
- In 2017, Mariota led the Titans to their first playoff berth in nine years and their first postseason victory since January 2004. He completed 281 of 453 passes for 3,232 yards with 13 touchdowns and tied a career-high with 60 rushes for 312 yards with a career-best five rushing touchdowns. He engineered five game-winning drives, including four in the regular season and one in the postseason.
- In 2016, Mariota completed 276 of 451 passes for 3,426 yards and ranked fourth in the AFC and 10th in the NFL with a 95.6 passer rating and sixth in the AFC and tied for 10th in the NFL with 26 touchdown passes. He was named first alternate for the Pro Bowl but was unable to play because of injury.
- Mariota's 16 games with at least two touchdown passes in his first two NFL seasons tied for third all-time in the NFL, equaling Peyton Manning and Russell Wilson and trailing only Dan Marino (22) and Derek Carr (17).
- Mariota was named AFC Offensive Player of the Month for November 2016 after completing 86 of 130 passes for 1,124 yards with 11 touchdowns and two interceptions for a 115.0 passer rating, in addition to rushing for 89 yards and a score.
- During his rookie season, Mariota completed 230 of his 370 passes for 2,818 yards, 19 touchdowns—all franchise rookie records—while throwing only 10 interceptions. His 91.5 passer rating ranks third in franchise history behind only Steve McNair's 2003 MVP season (100.4) and Pro Football Hall of Famer Warren Moon's 1990 AP Offensive Player of the Year campaign (96.8).
- Mariota set a franchise rookie record by completing 62.2 percent of his passes. That was the fifth-highest percentage by a rookie quarterback in NFL history and the eighth-highest completion percentage in a season by any quarterback in Titans/Oilers history.
- Mariota joined Peyton Manning (1998) as the only rookie quarterbacks in NFL history to complete three touchdown passes in four different games, and he became the lone NFL rookie to ever record two games with four touchdown passes and no interceptions (Sept. 13 at Tampa Bay and Nov. 8 at New Orleans).
- Mariota's 252 rushing yards in 2015 included an 87-yard touchdown run against Jacksonville (Dec. 6), which was the fifth-longest rushing play in franchise history.
- Prior to Mariota in 2015, the last NFL player to record touchdowns of

at least 40 yards passing, rushing and receiving in the same season was Walter Payton in 1983.

- At the 2015 NFL Scouting Combine, he finished among the top three quarterbacks in the 40-yard dash, vertical jump, broad jump, three-cone drill and 20-yard shuttle. His 4.52-second 40-yard dash gave him the fastest quarterback time at the Combine since Robert Griffin III's 4.41 in 2012.
- Mariota earned a 36-5 starting record as a starter at Oregon. He completed at least one touchdown pass in all 41 games during his three seasons there, which ranks second in NCAA history. He became one of four players in FBS history to pass for over 10,000 yards (10,796) and run for over 2,000 yards (2,237) in a career (Dan LeFevour, Robert Griffin III and Colin Kaepernick).
- Mariota was awarded the Heisman Trophy on Dec. 13, 2014. He became the first winner from the University of Oregon and the first player born in Hawaii to receive the honor. In the balloting, he received 2,534 total points, or 90.9 percent of the total points possible. Only one player in Heisman history—Ohio State quarterback Troy Smith in 2006—garnered a higher percentage. Mariota received 788 first-place votes, while the runner-up, Wisconsin running back Melvin Gordon, received 1,250 total points and 37 first-place votes. Alabama wide receiver Amari Cooper finished third with 1,023 points and 49 first-place votes. The point total is reached by a system of three points for a first place vote, two for a second and one for a third.
- As a junior in 2014, Mariota led Oregon to an appearance in the College Football Playoff Championship Game after completing 304 of 445 passes for 4,454 yards with 42 touchdown passes and only four interceptions. He also rushed for 770 yards and 15 touchdowns and even caught a touchdown pass. His 58 total touchdowns in a season (passing, rushing and receiving) shattered the previous Pac-12 record of 41 (Matt Barkley, 2011).

TITANS TIDBITS:

- In 2016, Mariota launched of his Motiv8 Foundation, which serves the communities of Middle Tennessee, Eugene and Honolulu. The Motiv8 Foundation aims to create and support economic and educational programs and athletic activities to provide an alternative outlet for youth of troubled neighborhoods and backgrounds. The Foundation's programming centers around the tools for success that will allow more children to fully matriculate through grade-school and eventually attend college. Since its launch, the Motiv8 Foundation has awarded hundreds of thousands of dollars towards healthy lifestyle programming, and will continue to fulfill its mission through signature programs, strategic partnerships and fundraising initiatives.
- The Motiv8 Foundation puts on two full scale golf tournaments in Honolulu and Portland. Both tournaments are in their third year. The Honolulu tournament is presented by First Hawaiian Bank and features high level sponsors Nissan, Heisman Trophy, Beats by Dre, Nike, See More Putters, Island Insurance and Albert Chong and Associates. The Portland tournament is presented by Dutch Bros. and was held at Langdon Farms Golf Club for the first time in 2018.
- The Motiv8 Foundation has put the spotlight on homelessness and recently fed 5,000 homeless and workers in the homeless field on Oahu and Maui and additionally donated 1,000 pounds of dog food to two dog shelters on Oahu. Motiv8 continues to grow in its work with the homeless and will be hosting a job fair for homeless families and will be also donating a year supply of toiletries to more than 30 shelters across the state of Hawaii.
- Mariota has a special place in his heart for children and remembers the impact attending a game had on him when he was growing up. Annually,

Motiv8 gives nearly 2,000 young students a football game experience to remember. Motiv8 sponsors the attendance of 1,200+ kids to a University of Hawaii game, 300+ kids to a Oregon Ducks game and more than a 100 kids to a Tennessee Titans game. The kids are treated to a game ticket, meal at the game, Motiv8 t-shirt and transportation to the game.

- Motiv8 also continues to be a major player in high school football in the state of Hawaii with its presenting sponsorship of the nationally televised Polynesian Bowl featuring the nation's top football players including every nationally ranked Polynesian player in America, Hawaii High School all-star game - Life Champions Bowl and the scholarship generating GPA Showcase Hawaii.

- In 2018, the Motiv8 Foundation launched the Ardel Deppe Community Football Coach Award. The award recognizes three Hawaii football coaches (one top winner) from any level of play who best exemplify Marcus' grandfather's spirit of going the extra mile and giving back to the community. The winners all receive Riddell equipment allowances with the winner receiving \$10,000 in equipment value.

- Marcus is the oldest son of Toa and Alana Mariota. His younger brother, Matthew, is a tight end/wide receiver at Oregon.

- Mariota credits much of his athletic success to playing soccer in his youth. By the time he was eight years old, he was wearing a soccer jersey with the number 8, and he has kept the jersey number ever since then.

- During his time in Eugene, Mariota became a fixture at the Boys and Girls Club of Emerald Valley, spending time on a weekly basis with kids at the center. For his efforts in the community, he was awarded with the inaugural Play It Forward Award at the 63rd Annual Oregon Sports Awards in June 2015.

CAREER TRANSACTIONS:

- The Honolulu, Hawaii, native was selected by the Titans in the first round (second overall) of the 2015 NFL Draft.

SEASON RECAPS:

2019 (7/6, 3/0): Played in seven games with starts at quarterback in the first six contests. Completed 95 of 160 passes for 1,203 yards with seven touchdowns and two interceptions for a 92.3 passer rating. Rushed 24 times for 129 yards. Did not play in nine games. Saw action as a reserve in all three postseason contests and completed his only pass for four yards, while rushing once for five yards. Has posted 18 career games with a 100.0 or better passer rating, including two in 2019 (at CLE, at ATL). Has registered eight career games with at least 300 passing yards, including one in 2019 (at JAX).

- At Cleveland (9/8), started at quarterback and completed 14 of 24 passes for 248 yards with three touchdowns for a 133.3 passer rating. Recorded his ninth career game with at least three touchdown passes and it marked his fifth career game with at least three touchdown passes and no interceptions. Rushed three times for 24 yards. Got the Titans' opening scoring drive rolling with a 47-yard pass to A.J. Brown in the first quarter. Kickstarted the Titans' scoring drive early in the third quarter with a 51-yard strike to Brown. Answered a Browns touchdown with a 75-yard touchdown toss to Derrick Henry on a screen to give the Titans a 22-13 lead late in the third quarter. Gave the Titans a 29-13 advantage with an 11-yard touchdown pass to Delanie Walker early in the fourth quarter. Found Walker for a seven-yard touchdown and a 36-13 lead in the final quarter.

- Against Indianapolis (9/15), started at quarterback and connected on 19 of 28 passes for 154 yards with a touchdown. Rushed five times for 32 yards. Extended the Titans' initial touchdown drive with an eight-yard pass to Delanie Walker on third-and-two in the opening quarter. Evened the score at 7-7 with a one-yard touchdown toss to David Quessenberry on the first play of the second quarter.

- At Jacksonville (9/19), started at quarterback and completed 23 of 40 passes for 304 yards. Rushed six times for 34 yards. Kickstarted the Titans' touchdown drive with a 29-yard pass to Delanie Walker in the fourth quarter. Kept the Titans' touchdown drive alive with an 11-yard toss to Corey Davis on third-and-nine in the final quarter.

- At Atlanta (9/29), started at quarterback and completed 18 of 27 passes for 227 yards with three touchdowns for a 129.7 passer rating. Recorded his sixth career game with at least three touchdown passes and no interceptions. Rushed three times for 22 yards. Gave the Titans an early 7-0 lead with a 55-yard touchdown toss to A.J. Brown on the first play of the second possession. Extended the Titans' second touchdown drive with a pair of third-down conversions: a 16-yard pass to Corey Davis on third-and-15 and a nine-yard strike to Adam Humphries on third-and-seven in the first quarter. Found Brown in the corner of the end zone for an 11-yard touchdown pass late in the first quarter. Increased the Titans lead

to 24-7 with a 23-yard touchdown strike to Davis on third-and-five late in the second quarter.

- Against Buffalo (10/6), started at quarterback and completed 13 of 22 passes for 183 yards. Rushed five times for 13 yards. Extended the Titans' touchdown drive by connecting with Adam Humphries for a nine-yard catch on third-and-six in the third quarter.

- At Denver (10/13), started at quarterback and completed seven of 18 passes for 63 yards with two interceptions. Rushed twice for four yards. Exited the game midway through the third quarter. With his interception in the second quarter, his franchise-record streak of 205 consecutive passes without an interception came to an end.

- Against L.A. Chargers (10/20), did not play as the backup quarterback.

- Against Tampa Bay (10/27), did not play as the backup quarterback.

- At Carolina (11/3), did not play as the backup quarterback.

- Against Kansas City (11/10), did not play as the backup quarterback.

- Against Jacksonville (11/24), did not play as the backup quarterback.

- At Indianapolis (12/1), did not play as the backup quarterback.

- At Oakland (12/8), did not play as the backup quarterback.

- Against Houston (12/15), did not play as the backup quarterback.

- Against New Orleans (12/22), did not play as the backup quarterback.

- At Houston (12/29), played as a reserve at quarterback and completed his only pass for 24 yards. Entered the game in the second quarter and connected with A.J. Brown for 24-yard strike during the Titans' second touchdown drive.

- At New England (1/4), entered the game as a reserve at quarterback in the opening quarter and completed his only pass for four yards.

- At Baltimore (1/11), played as a reserve at quarterback.

- At Kansas City (1/19), entered the game for a play at quarterback and rushed for five yards during the Titans' second touchdown drive.

2018 (14/13): Played in 14 games with 13 starts and completed 228 of 331 passes for 2,528 yards with 11 touchdowns and eight interceptions for a 92.3 passer rating. Set a career-high with a franchise-best 68.9 completion percentage. Rushed 64 times for a career-best 357 yards and two touchdowns. Caught one pass for 21 yards. Was inactive for one contest and did not play in another game. Has engineered 12 career game-winning drives (including the playoffs), defined as when the team trailed or was tied in the fourth quarter or overtime, including three in 2018 (at JAX, vs. PHI, vs. NYJ). Led the team in rushing yards three times in 2018 (vs. PHI, vs. BAL, vs. NYJ). Named AFC Offensive Player of the Week, his fourth such career honor, for his performance against the Eagles (9/30/18). Eclipsed the 10,000-yard career passing mark and the 1,000-yard career rushing mark against Philadelphia (9/30/18), becoming the third player in franchise history to accomplish the feat.

- At Jacksonville (9/23), entered the game midway through the first quarter and completed 12 of 18 passes for 100 yards while engineering his 10th career comeback performance. Rushed seven times for 51 yards. Extended the Titans' third-quarter scoring drive with a six-yard pass to Taywan Taylor on third-and-three in the third quarter. Kept the Titans' game-winning scoring drive alive with a 12-yard strike to Corey Davis on third-and-five in the fourth quarter. Converted a key third-and-one late in the fourth quarter with a 15-yard scamper on a zone-read play.

- Against Philadelphia (9/30), named AFC Offensive Player of the Week after connecting on a career-best 30 passes for 344 yards with two touchdowns and an interception for a 99.4 passer rating. Led the team with 10 rushes and 46 yards with a rushing score. Produced a career-best 390 combined yards. After his interception just before the half, completed his next 15 passes in the second half and overtime. Kept the Titans' initial scoring drive alive with a 28-yard strike to Corey Davis on third-and-three in the first quarter. Extended the Titans' first touchdown drive with a pair of third-down conversions: a 20-yard pass to Davis on third-and-one and a 16-yard strike to Tajaé Sharpe on third-and-five in the third stanza. Cut the Eagles lead to 17-10 with a two-yard touchdown plunge late in the third stanza. Converted a fourth-and-one with a 11-yard pass to Dion Lewis during the Titans' field goal drive in the fourth quarter. Kickstarted a Titans' touchdown drive with a 51-yard bomb to Davis midway through the fourth quarter. Gave the Titans a 20-17 lead with an 11-yard touchdown toss to Sharpe with 5:01 left to play in the fourth quarter. Converted a pair of fourth downs during the Titans' game-winning drive: 19-yard strike to Taywan Taylor on fourth-and-15 and a 17-yard screen to Lewis on fourth-and-two in overtime. Gave the Titans' 26-23 overtime victory with a 10-yard touchdown pass to Davis on third-and-10 with five seconds remaining in the extra session.

- At Los Angeles Chargers in London (10/21), started at quarterback and completed 24 of 32 passes for 237 yards with a touchdown and an

interception for a 92.8 passer rating. Rushed seven times for 38 yards. Converted a pair of third downs on the Titans' opening scoring drive: a 16-yard pass to Tajaé Sharpe on third-and-10 and a 14-yard pass to Dion Lewis on third-and-one in the first quarter. Kept the Titans' second scoring drive alive with an 18-yard connection to Sharpe on third-and-seven on the first play of the second quarter. Converted a third-and-four with a six-yard pass over the middle to Sharpe during the Titans' final touchdown drive in the fourth quarter. Pulled the Titans to within a point with a one-yard touchdown pass to Luke Stocker on fourth-and-goal with 31 seconds left to play in the game.

- At Dallas (11/5), started at quarterback and completed 21 of 29 passes for 240 yards with two touchdowns for a 119.9 passer rating. Rushed 10 times for 32 yards with a rushing score. Completed six of seven passes for 98 yards with six first downs and a passer rating of 118.8 on third down. Extended the Titans' initial touchdown drive with a pair of third-down completions, 16 yards to Taywan Taylor on third-and-nine and 17 yards to Corey Davis on third-and-nine, and a pair of third-down rushes, 12 yards on third-and-one and a one-yard sneak on third-and-one. Kept the Titans' second touchdown drive alive with a 12-yard connection to Cameron Batson on third-and-seven and a 36-yard strike down the middle to Darius Jennings on third-and-10. Gave the Titans a 14-7 lead with an 18-yard touchdown toss to Dion Lewis in the second quarter. Converted a third-and-one with a two-yard rush during the Titans' third touchdown drive. Gave the Titans a 21-14 lead by executing a perfect run fake and finding Jonnu Smith for a seven-yard touchdown on a shovel pass in the third quarter. Extended the Titans' final touchdown drive with an eight-yard pass to Corey Davis on third-and-six in the final stanza. Increased the Titans lead to 28-14 with a nine-yard touchdown run on third-and-one in the fourth quarter.

- Against New England (11/11), started at quarterback and completed 16 of 24 passes for 228 yards with two touchdowns for a 125.0 passer rating. Rushed twice for 21 yards. Gave the Titans an early 7-0 lead with a four-yard touchdown pass to Jonnu Smith in the back of the end zone in the first quarter. Increased the Titans lead to 14-3 with a 23-yard touchdown toss to Corey Davis midway through the first quarter. Extended the Titans' third touchdown drive with a pair of conversions: a 20-yard pass to Davis on third-and-14 and a 11-yard strike to Anthony Firkser on third-and-two. Kickstarted the Titans' final touchdown drive with a 21-yard reception from Darius Jennings in the fourth quarter.

- At Houston (11/26), started at quarterback and completed 22 of 23 passes for 303 yards with two touchdowns for a season-best 147.7 passer rating. Completed 19 consecutive passes to begin the contest. His completion rate of 95.7 percent set a franchise record and was the second-highest single-game completion percentage in NFL history (minimum 20 attempts). Gave the Titans an early 10-0 lead with a 61-yard touchdown pass to Jonnu Smith in the first quarter. Cut the Texans lead to 27-17 with a 48-yard touchdown pass to Corey Davis on third-and-seven late in the third quarter.

- Against N.Y. Jets (12/2), led his 12th career game-winning drive and completed 20 of 35 passes for 282 yards with two touchdowns and an interception for a 90.4 passer rating. Led the team with 43 rushing yards on four carries. Cut the Jets' lead to 16-6 with a 12-yard touchdown pass to Anthony Firkser just before halftime. Set up a Titans' field goal with a 44-yard bomb to Taywan Taylor down the left sideline in the fourth quarter. Kickstarted a Titans' scoring drive by finding a streaking Taylor for a 55-yard connection in the final stanza. Got the Titans' game-winning touchdown drive started with a 25-yard scramble in the fourth quarter. Gave the Titans a 26-22 lead with an 11-yard touchdown strike to Corey Davis on third-and-seven with 36 seconds remaining in the fourth quarter.

2017 (15/15, 2/2): Started 15 games at quarterback and completed 281 of 453 passes for 3,232 yards with 13 touchdowns and 15 interceptions. Tied a career-high with 60 rushes for 312 yards with a career-best five rushing touchdowns. Was inactive for one contest. Started his first two career postseason contests and completed 41 of 68 passes for 459 yards with four touchdowns and an interception. Rushed 12 times for 83 yards. Tied for second on the team with five rushing touchdowns. Has led the team in rushing yards three times in 2017 (at HOU, vs. JAX, at NE). Posted a career-long 75-yard touchdown pass at Pittsburgh (11/16/17). Moved into fifth place in franchise history in career passing yards at Pittsburgh (11/16/17).

- At Jacksonville (9/17), started at quarterback and completed 15 of 27 passes for 215 yards with a touchdown and an interception. Carried the ball six times for 24 yards. Set up the Titans second touchdown of the day with a 42-yard bomb to Taywan Taylor down the left sideline in the third quarter. Gave the Titans a 30-3 lead with a 32-yard touchdown toss to

Jonnu Smith with 9:57 remaining in the fourth quarter.

- Against Seattle (9/24), completed 20 of 32 passes for 225 yards with two touchdowns for a 104.3 passer rating. Rushed the ball seven times for 27 yards. Extended the Titans' opening scoring drive with a 17-yard strike to Eric Decker on third-and-15 late in the first quarter. Kept the Titans' second scoring drive alive with a pair of third-down conversions: a six-yard pass to Rishard Matthews on third-and-two and a seven-yard connection to Delanie Walker on third-and-three in the second quarter. Connected on six of seven passes for 47 yards during the Titans' two-minute drive that resulted in a field goal as time expired in the first half. Gave the Titans a 16-14 lead with a 55-yard touchdown pass to Matthews on a wide receiver screen with 7:34 left to play in the third quarter. Increased the Titans lead to 23-14 with a 24-yard touchdown pass to Jonnu Smith with 3:50 left to play in the third quarter.

- At Houston (10/1), started at quarterback but left the game after a half with an injury.

- Against Indianapolis (10/16), started at quarterback and completed 23 of 32 passes for 305 yards with a touchdown for a 99.2 passer rating. Extended the Titans' second scoring drive with an 18-yard pass to DeMarco Murray on third-and-seven in the first quarter. Kept the Titans' second quarter field goal drive alive with an 11-yard toss to Murray on third-and-two in the second stanza. Converted a third-and-six with an eight-yard pass to Eric Decker during a scoring drive in the third quarter. Extended the Titans' initial touchdown drive with a pair of third-down conversions: a one-yard sneak on fourth-and-one and a 16-yard strike to Rishard Matthews on third-and-12 in the fourth quarter. Gave the Titans a 29-22 lead with a 53-yard touchdown bomb to Taywan Taylor with 5:29 left to play in the game.

- At Cleveland (10/22), started at quarterback and completed 21 of 34 passes for 203 yards. Rushed once for eight yards and a first down. Was credited with his sixth career career game-winning drive in 33 career starts. Extended the Titans' second scoring drive with a pair of third down conversions: a seven-yard pass to Delanie Walker on third-and-five and an eight-yard rush on third-and-seven in the second quarter. Kept the Titans' game-winning scoring drive alive with an eight-yard pass to Rishard Matthews on third-and-three in overtime.

- Against Baltimore (11/5), started at quarterback and completed 19 of 28 passes for 218 yards with two touchdowns and an interception for a 100.0 passer rating. Rushed three times for six yards. Kickstarted the Titans' opening scoring drive with a 29-yard pass to Rishard Matthews on the first play of the game. Gave the Titans a 10-3 lead with a 16-yard touchdown toss to Matthews with 1:04 left to play in the opening quarter. With the score reached 50 career touchdown passes and did so in his 34th career game, which ranks second in franchise history. In the first quarter, attempted the 1,000th pass of his three-year career and since 1991, among all quarterbacks attempting their first 1,000 career passes, Mariota's 92.0 passer rating ranked eighth. Extended the Titans' game-winning touchdown drive with a six-yard pass to Derrick Henry on third-and-three in the fourth quarter. Gave the Titans a 23-13 lead with an 11-yard touchdown pass to Eric Decker on third-and-three in the fourth quarter.

- Against Cincinnati (11/12), started at quarterback and engineered his seventh career comeback performance. Completed 25 of a career-high tying 44 pass attempts for 264 yards with a touchdown and an interception. Rushed six times for 51 yards. Kickstarted the Titans' opening touchdown drive with a 28-yard scramble off left end in the first quarter. Extended the Titans' opening touchdown drive with a six-yard toss to Delanie Walker on third-and-four in the first quarter. Kept the Titans' scoring drive just before the half alive with an eight-yard pass to Rishard Matthews on third-and-five. Gave the Titans a 24-20 advantage with the game-winning scoring strike to DeMarco Murray from seven yards out with 36 seconds remaining in the game.

- At Indianapolis (11/26), started at quarterback and completed 17 of 25 passes for 184 yards with a touchdown and two interceptions on his way to orchestrating his eighth career comeback performance. Kept the Titans' opening drive alive with a 17-yard strike to Eric Decker on third-and-six in the first quarter. Cut the Colts' lead to 16-13 with a two-yard touchdown toss to Delanie Walker late in the third quarter.

- At San Francisco (12/17), started at quarterback and completed 23 of 33 passes for 241 yards with two touchdowns for a 110.8 passer rating. Rushed twice for four yards. Kept the Titans' first scoring drive alive with a 21-yard pass to Rishard Matthews on third-and-two late in the first quarter. Cut the 49ers' lead to 16-10 with a four-yard touchdown toss to Delanie Walker with 29 seconds left to play in the first half. Completed five of six passes for 64 yards during the touchdown drive before halftime. Extended the Titans' scoring drive in the third quarter with a 12-yard hookup with Eric Decker on third-and-10. Converted a third-and-four with a 21-yard

connection to Matthews during the Titans' second touchdown drive late in the third stanza. Gave the Titans a 20-16 lead with an eight-yard touchdown pass to Matthews on third-and-goal early in the final quarter. Gained a key first down during the Titans' fourth-quarter field goal drive by picking up two yards on a fourth-and-one sneak.

- Against Jacksonville (12/31), started at quarterback and completed 12 of 21 passes for 134 yards with a touchdown. Led the team with 60 rushing yards on a season-high 10 carries. Extended the Titans' touchdown drive with a five-yard pass to Eric Decker on third-and-five late in the first quarter. Gave the Titans a 6-0 lead with a 66-yard touchdown toss to Derrick Henry on a screen pass early in the second quarter. Kept the Titans' third-quarter scoring drive alive with an eight-yard connection to Decker on third-and-five. Helped seal the victory with a clutch 13-yard scramble on third-and-five with 2:00 remaining in the fourth quarter.

- At Kansas City (1/6), started at quarterback in his first career postseason game and completed 19 of 31 passes for 205 yards with two touchdowns and an interception for a 88.8 passer rating. Rushed eight times for 46 yards and added a six-yard touchdown reception. Extended the Titans' first touchdown drive with an 11-yard scramble on third-and-nine in the third quarter. On third-and-goal from the six-yard line in the third quarter, attempted a pass into the end zone, only to have the ball batted by cornerback Darrelle Revis. However, he caught the batted ball on the run and extended to the pylon for a touchdown. Became the first quarterback to catch a touchdown pass in a playoff game since the 1970 AFC-NFC merger. Also became the first quarterback in league history to complete a touchdown pass to himself in the playoffs. Including regular season games, he became the second quarterback in NFL history to complete a touchdown pass to himself. Kept the Titans' second touchdown drive alive with a 14-yard connection to Delanie Walker on third-and-10 on the final play of the third quarter. Converted three critical third downs during the Titans' game-winning touchdown drive in the fourth quarter: a nine-yard toss to Walker on third-and-three, a 17-yard run on third-and-eight and a 10-yard pass to Jonnu Smith on third-and-two. Gave the Titans a 22-21 lead with a 22-yard touchdown strike to Eric Decker with 6:06 remaining in the game. Helped seal the victory with a key block on Derrick Henry's 22-yard run for a first down on third-and-10 with 1:53 remaining in the game. In the second half he completed 12 of 18 passes for 123 yards and two touchdowns (123.1 passer rating) and had six total third-down conversions via pass or run.

- At New England (1/13), started at quarterback and completed 22 of 37 passes for 254 yards with two touchdowns for a 98.3 passer rating. Led the team with 37 rushing yards on four rushes. Kickstarted the Titans' first touchdown drive with a 36-yard pass to Delanie Walker over the middle in the first quarter. Extended the Titans' initial touchdown drive with a pair of third-down conversions: an 11-yard scramble on third-and-seven and an eight-yard pass to Rishard Matthews on third-and-three in the first stanza. Gave the Titans a 7-0 lead with a 15-yard touchdown pass to Corey Davis with 1:14 left to play in the opening quarter. Kept the Titans' final touchdown drive alive with three key conversions: a 12-yard pass to Eric Decker on third-and-four, a 22-yard connection to Decker on third-and-10 and a 17-yard strike to Corey Davis on fourth-and-11. Found Davis in the corner of the end zone for an 11-yard touchdown pass with 1:55 left to play in the fourth quarter.

2016 (15/15): Started 15 games at quarterback and ranked fourth in the AFC and 10th in the NFL with a 95.6 passer rating. Ranked sixth in the AFC and tied for 10th in the NFL with 26 touchdown passes. Completed 276 of 451 passes for 3,426 yards. Rushed 60 times for 349 yards with two touchdowns. Completed 50 passes of at least 20 yards in 2016. Placed on injured reserve on Dec. 27, 2016. Has engineered four career comeback performances, defined as a game-winning drive when the team trailed or was tied in the fourth quarter or overtime, including two in 2016 (at DET, at KC). Has posted 10 career games with a 100.0 or better passer rating, including seven in 2016 (at DET, at MIA, vs. CLE, vs. JAX, vs. GB, at IND, at CHI). Has registered three career games with at least 300 passing yards, including one in 2016 (at SD). Named AFC Offensive Player of the Week after connecting on 19 of 26 passes for 295 yards with four touchdowns for a 149.8 passer rating against Green Bay (11/13/16). Named AFC Offensive Player of the Month for November after completing 86 of 130 passes for 1,124 yards with 11 touchdowns and two interceptions for a 115.0 passer rating, in addition to rushing for 89 yards and a score. Became the third quarterback in franchise history to throw at least 25 touchdown passes in a season (George Blanda and Warren Moon).

- Against Minnesota (9/11), started at quarterback and completed 25 of 41 passes for 271 yards with two touchdowns and one interception. Rushed

four times for 19 yards. Became the 17th player in franchise history to reach 3,000 career passing yards. Gave the Titans a 10-0 advantage with a six-yard touchdown pass to Murray with 41 seconds left to play in the first half. Found Murray for a four-yard touchdown pass with less than a minute remaining in the game.

- At Detroit (9/18), registered his third career comeback performance on his way to completing 25 of 33 passes for 238 yards with two touchdowns and one interception. Notched a 102.8 passer rating, his fourth career game with a plus 100.0 rating. In the fourth quarter, completed 11 of 13 passes for 107 yards, two touchdowns and a 140.5 passer rating. On the game-winning drive, he completed all nine of his attempts for 74 yards and a touchdown. Cut the Lions' lead to 15-10 with a 30-yard touchdown strike to Delanie Walker on the first play of the fourth quarter. Extended the Titans' game-winning touchdown drive with a pair of third-down conversions: a seven-yard pass to Tajaé Sharpe on third-and-five and a five-yard toss to DeMarco Murray on third-and-one in the fourth quarter. Gave the Titans a 16-15 lead by finding Andre Johnson in the back of the end zone for the game-winning, nine-yard score on fourth-and-four with 1:13 remaining in the fourth quarter.

- At Miami (10/9), completed 20 of 29 passes for 163 yards with three touchdowns for a 117.5 passer rating. Rushed seven times for 60 yards with his first rushing touchdown of the season. Gave the Titans an early 7-0 lead with a five-yard touchdown run with 23 seconds remaining in the opening stanza. Gave the Titans a 14-7 lead with a five-yard touchdown strike to Andre Johnson with 5:30 left to play in the second quarter. Found Delanie Walker for a 20-yard touchdown pass with 47 seconds remaining in the first half. Sealed the Titans' 30-17 victory with a four-yard touchdown toss to Rishard Matthews with 8:23 left to play in the game.

- Against Cleveland (10/16), completed 17 of 24 passes for 284 yards with three touchdowns and an interception for a then season-best 132.6 passer rating. Rushed seven times for 64 yards. Kickstarted the opening touchdown drive with a 41-yard run down the left sideline on the first play from scrimmage. Gave the Titans a 7-0 advantage with an 11-yard touchdown pass to Rishard Matthews with 10:37 remaining in the first quarter. Increased the Titans lead to 14-6 with a 48-yard touchdown bomb to Kendall Wright early in the second stanza. Gave the Titans a 28-13 lead with a 15-yard touchdown toss to Anthony Fasano with 6:43 left to play in the game. In the first half, reached the 4,000-yard career passing mark, becoming the 13th player in franchise history to total at least 4,000 passing yards.

- Against Indianapolis (10/23), connected on 22 of 37 passes for 232 yards with two touchdowns for a 95.8 passer rating. Rushed twice for 14 yards. Gave the Titans a 6-0 lead with a 10-yard touchdown toss to tackle eligible Taylor Lewan with 9:14 left to play in the first quarter. Evened the score at 20-20 with a seven-yard touchdown pass to Walker on third-and-seven with 12:39 left to play in the fourth quarter.

- Against Jacksonville (10/27), completed 18 of 22 passes for 270 yards with two touchdowns for a season-best 148.1 passer rating. Rushed three times for 11 yards. Gave the Titans a 10-0 advantage with a 36-yard touchdown strike to Kendall Wright on the first play of the second quarter. Converted a third-and-seven during the Titans' third-quarter touchdown drive with a 47-yard hookup with Delanie Walker down the right sideline. Increased the Titans lead to 33-8 with a four-yard touchdown toss to Rishard Matthews on third-and-goal with 6:53 remaining in the third quarter.

- At San Diego (11/6), completed 27 of 43 passes for 313 yards with three touchdowns and two interceptions. Carried the ball three times for 14 yards with a rushing score. Cut the Chargers' lead to 16-7 with a 16-yard touchdown toss to Rishard Matthews with 11:14 left to play in the second quarter. Found Matthews in the left corner of the end zone for his second touchdown of the afternoon, a seven-yard reception, with 14 seconds remaining in the first half. Gave the Titans a 21-19 lead with a 14-yard touchdown run which was capped off with an athletic dive to clip the pylon in the third quarter. Cut the Chargers' lead to 33-28 with an eight-yard touchdown strike to Delanie Walker with 9:51 left to play in fourth quarter.

- Against Green Bay (11/13), named AFC Offensive Player of the Week after connecting on 19 of 26 passes for 295 yards with four touchdowns for a 149.8 passer rating. Accounted for four total touchdowns passing and/or rushing in a game for the sixth time in his career. In NFL history, no player has recorded more four-touchdown performances in his first 22 NFL games. Completed 73.1 percent of his passes (19 of 26) against Green Bay, becoming the first quarterback in NFL history to have three games with a 70.0-plus completion percentage, at least four touchdown passes and no interceptions in his first two seasons. Increased the Titans lead to 21-0 with a nine-yard touchdown toss to Anthony Fasano with eight seconds left to play in the first quarter. Found Rishard Matthews in

the end zone for a 32-yard touchdown strike with 8:45 left to play in the second quarter. Extended the Titans advantage to 35-10 with a six-yard touchdown strike to Kendall Wright on third-and-four late in the second quarter. Increased the Titans lead to 41-22 with a 33-yard touchdown pass to Sharpe midway through the third quarter.

- At Indianapolis (11/20), completed 25 of 38 passes for 290 yards with two touchdowns for a 106.2 passer rating. Rushed five times for 29 yards. Set a new franchise record with his seventh consecutive game with multiple touchdown passes, breaking Warren Moon's mark accomplished in 1987. Cut the Colts' lead to 21-7 with a three-yard touchdown pass to DeMarco Murray on third-and-goal with 20 seconds remaining in the first half. Found a streaking Tajaé Sharpe in the end zone for a 34-yard touchdown pass midway through the third quarter.

- At Chicago (11/27), connected on 15 of 23 passes for 226 yards with two touchdowns for a 126.4 passer rating. Rushed four times for 46 yards. Extended his streak to eight consecutive games with at least two touchdown passes, which improved upon his franchise record. Gave the Titans a 14-7 lead with a four-yard touchdown strike to Walker on third-and-goal in the second quarter. Increased the Titans lead to 21-7 with a 29-yard touchdown bomb to Rishard Matthews with 1:15 left to play in the first half.

- Against Denver (12/11), completed six of 20 pass attempts for 88 yards. Rushed a season-high eight times for 38 yards.

- At Kansas City (12/18), connected on 19 of 33 passes for 241 yards with an interception while registering his fourth career comeback performance. Set up the Titans' initial touchdown with a 46-yard pass to Rishard Matthews on a flea-flicker early in the second stanza. Converted a pair of third downs during the Titans' final touchdown drive: a 16-yard pass to Delanie Walker on third-and-five and a 14-yard toss to Walker on third-and-10 in the fourth quarter. Found DeMarco Murray for a 15-yard pass on fourth-and-five during the Titans' final touchdown drive. Set up the Titans' game-winning field goal by connecting with Walker for a 15-yard reception on third-and-four late in the fourth quarter. In the second quarter, he reached the 6,000-yard passing mark for his career. In doing so, he became the seventh player in NFL history with at least 6,000 passing yards and 600 rushing yards in his first two seasons, joining Jeff Garcia (1999-2000), Cam Newton (2011-2012), Robert Griffin (2012-2013), Russell Wilson (2012-2013), Andrew Luck (2012-2013) and Blake Bortles (2014-2015).

- At Jacksonville (12/24), completed eight of 20 passes for 99 yards with a touchdown before leaving the game in the third quarter with an injury. Cut the Jaguars' lead to 10-7 with a three-yard touchdown pass to Rishard Matthews on third-and-three with 8:59 left to play in the second quarter.

2015 (12/12): Started 12 games at quarterback and set franchise rookie records with 230 completions, 370 pass attempts, 2,818 passing yards and 19 passing touchdowns. Finished second on the team with 252 rushing yards with two touchdowns. Was inactive for four contests, including the final two games. Became the only player in NFL history to pass for at least 250 yards with three touchdowns and rush for more than 100 yards in the same game against Jacksonville (12/6/15). Notched four games with at least three touchdown passes, tying Peyton Manning (1998) for the most ever by an NFL rookie. Made his NFL debut and first career start at Tampa Bay (9/13/15) and became the second rookie in NFL history to throw at least three touchdown passes in a season opener. He joined former Vikings quarterback Fran Tarkenton, who passed for four touchdowns on Sept. 17, 1961. Became the first quarterback in NFL history to record six total touchdown passes within the first two games of his career. His 129.9 passer rating was the highest rating by any Super Bowl-era quarterback (since 1966) in his first two career starts. Was named NFL Offensive Rookie of the Month for September after completing 61 of 96 passes for 833 yards with eight touchdowns for a 110.3 passer rating. Was named AFC Offensive Player of the Week after completing 13 of 15 passes for 209 yards with four touchdown passes to record a perfect passer rating of 158.3 at Tampa Bay (9/13/15). He is the first player since at least 1933 with a perfect passer rating in his first game (minimum 10 attempts) and the first player in the Super Bowl era (since 1966) with a perfect rating in his first start (minimum 10 attempts). Received his second AFC Offensive Player of the Week honor after connecting on 28 of 39 passes for 371 yards with four touchdowns in leading the Titans to a 34-28 overtime victory against New Orleans (11/8/15). Broke his own franchise rookie record with 371 passing yards at New Orleans (11/8/15), topping the 367 yards he recorded against the Indianapolis Colts (9/27/15). Rushed for a career-high 112 yards against Jacksonville (12/6/15), the most by a quarterback in franchise history in a single game. His 87-yard touchdown run against Jacksonville (12/6/15) was the longest run in franchise history by a quarterback and the fifth-longest run overall for the team. Since 1960, only two quarterbacks

have recorded a run longer than Mariota's 87-yarder (Terrelle Pryor 93-yard touchdown on 10/27/13 and Colin Kaepernick 90-yard touchdown run on 12/20/14). Led the team in rushing twice in 2015 (vs. BUF, vs. JAX).

- At Tampa Bay (9/13), started at quarterback in his NFL debut. Named AFC Offensive Player of the Week after completing 13 of 15 passes for 209 yards with four touchdowns for a perfect passer rating of 158.3. He is the first player since at least 1933 with a perfect passer rating in his first game (minimum 10 attempts) and the first player in the Super Bowl era (since 1966) with a perfect rating in his first start (minimum 10 attempts). He also became the first quarterback in franchise history to start the opening game of his rookie season. Gave the Titans a 7-0 lead with a 52-yard touchdown toss to Kendall Wright with 13:10 left to play in the first quarter. Made the score 21-0 with a 12-yard touchdown toss to Bishop Sankey with 6:49 left to play in the first stanza. Connected with Harry Douglas for a four-yard touchdown on third-and-four in the second quarter. Posted his fourth touchdown pass of the afternoon with a one-yard strike to Walker on third-and-one with 48 seconds remaining in the first half.

- At Cleveland (9/20), started at quarterback and completed 21 of 37 passes for 257 yards with two touchdowns passes for a 96.3 passer rating. Rushed three times for 19 yards. Got the Titans on the scoreboard with a 19-yard touchdown pass to Fasano with 1:36 remaining in the third quarter. Cut the Browns' lead to 21-14 with a 13-yard touchdown strike to Dorial Green-Beckham on fourth-and-six with 6:42 left to play in the game.

- Against Indianapolis (9/27), started at quarterback and completed 27 of 44 passes for 367 yards with two touchdowns and two interceptions. Cut the Colts' lead to 14-10 with a seven-yard touchdown pass to Kendall Wright with 19 seconds remaining in the second quarter. Gave the Titans a 24-14 advantage with a three-yard touchdown toss to Dorial Green-Beckham in the corner of the end zone with 9:36 left to play in the third stanza.

- Against Buffalo (10/11), started at quarterback and completed 21 of 32 passes for 187 yards with an interception. Led the team with 47 rushing yards on five carries.

- Against Miami (10/18), started at quarterback and connected on 21 of 33 passes for 219 yards with a touchdown and two interceptions. Cut the Dolphins' lead to 24-10 with a three-yard touchdown toss to Dexter McCluster on the final play of the third quarter.

- At New Orleans (11/8), returned to the lineup as the starter at quarterback. Named AFC Offensive Player of the Week after completing 28 of 39 passes for franchise rookie record 371 yards with four touchdowns in leading the Titans to a 34-28 overtime victory. Connected on all six passes for 62 yards and a touchdown during the game-winning overtime drive. With four touchdown passes, improved his season total to 13 and broke the franchise's single-season rookie record for touchdown passes. Cut the Saints' lead to 14-10 by lobbing up a pass to Delanie Walker that was deflected, caught and turned into a 61-yard touchdown pass with a minute left to play in the opening stanza. Found Walker for a two-yard touchdown pass in the back of the end zone with 8:08 remaining in the second quarter. Connected with Justin Hunter on an eight-yard touchdown pass and then hooked up with Delanie Walker for a two-point conversion to even the score at 28-28 with 7:06 left to play in the fourth quarter. Extended the Titans' game-winning touchdown drive with a nine-yard pass to Dorial Green-Beckham on third-and-two in overtime. Gave the Titans a 34-28 overtime victory with a five-yard touchdown pass to Anthony Fasano with 9:50 left to play in the extra session.

- Against Carolina (11/15), started at quarterback and completed 16 of 24 passes for 185 yards with an interception. Rushed five times for 24 yards.

- At Jacksonville (11/19), started at quarterback and completed 22 of 35 passes for 231 yards. Rushed five times for 29 yards with his first career rushing touchdown. Gave the Titans a 13-9 lead with a 23-yard touchdown run with 5:22 left to play in the third quarter.

- Against Oakland (11/29), started at quarterback and completed 17 of 37 passes for 218 yards with three touchdowns and two interceptions. Gave the Titans an early 6-0 lead with a 20-yard touchdown pass to Craig Stevens with 5:53 left to play in the opening stanza. Cut the Raiders' lead to 17-14 with a 13-yard touchdown pass to Harry Douglas and a two-point conversion connection with Dorial Green-Beckham with 6:22 left to play in the third quarter. Gave the Titans a 21-17 lead with a one-yard touchdown toss to Jalston Fowler with less than five minutes to play in the fourth quarter. During the fourth quarter, broke Vince Young's franchise record for the most passing yards during a rookie season.

- Against Jacksonville (12/6), started at quarterback and completed 20 of 29 passes for 268 yards with three touchdowns and an interception for a 118.2 passer rating. Rushed nine times for a career-best 112 yards with a touchdown. Became the only player in NFL history to pass for at least 250 yards with three touchdowns and rush for more than 100 yards

in the same game. His 112 rushing yards are the most by a quarterback in franchise history in a single game. Gave the Titans a 7-0 lead with a 10-yard touchdown pass to Craig Stevens with 4:15 remaining in the first quarter. Increased the Titans' lead to 14-6 with a seven-yard touchdown pass to Walker on third-and-seven in the second stanza. Gave the Titans a 28-19 lead with a 47-yard touchdown pass to Green-Beckham on the first play of the fourth quarter. Helped the Titans recapture the lead at 35-32 with a record-breaking 87-yard touchdown run on third-and-seven midway through the fourth quarter. The 87-yard touchdown run was the longest run in franchise history by a quarterback, the third longest run by a quarterback in NFL history and the fifth-longest run overall for the team.

- At N.Y. Jets (12/13), started at quarterback and completed 21 of 39 passes for 274 yards with an interception. Collected his first career reception which resulted in a 41-yard touchdown. Scored the Titans only touchdown with a 41-yard touchdown reception down the right sideline from Antonio Andrews with 4:09 left to play in the third quarter. Converted the two-point conversion with a pass to Dexter McCluster. He became the first player since Walter Payton in 1983 to record touchdowns of at least 40 yards passing, rushing and receiving in the same season.

- At New England (12/20), started at quarterback and completed three of six passes for 32 yards before leaving the game in the second quarter with an injury.

COLLEGE:

- At Oregon, Mariota broke nearly every major passing record for the school, totaling 10,796 career passing yards and 105 touchdown passes. The three-time All-Pac-12 selection started every game over his three collegiate seasons (2012-14), earned a 36-5 record, completed at least one touchdown pass in every game, and is one of four players in FBS history to pass for 10,000 yards and rush for 2,000 yards (2,237) in a career, joining Dan LeFevour, Robert Griffin III and Colin Kaepernick.

- His career passing statistics included 1,167 attempts, 779 completions, 10,796 yards, 105 touchdowns, 14 interceptions and an efficiency rating of 171.8. Additionally, he rushed 337 times for 2,237 yards and 29 touchdowns and recorded two touchdown receptions.

- He became one of four players in FBS history to pass for over 10,000 yards (10,796) and run for over 2,000 yards (2,237) in a career. He set University of Oregon records for career total offense (13,033 yards), passing yards (10,796), completions (779), touchdown passes (105), rushing yards by a quarterback (2,237), completion percentage (66.8), total touchdowns (136) and total points accounted for (816). He was the 14th player in conference history to eclipse the 10,000-yard barrier in total offense, and he ended his career ranked seventh all-time in Pac-12 career passing yards.

- He completed at least one touchdown pass in all 41 games in which he played, good for second in NCAA history behind Marshall's Rakeem Cato (46).

- From 2012 to 2013, Mariota set the Pac-12 record with 353 consecutive passes without an interception. He became the only player in league history to put together multiple interception-free streaks of 200 attempts or more.

- Mariota became the Pac-12's first quarterback ever to be named first-team All-Conference three times.

- As a junior (2014), started all 15 games en route to the team's appearance in the College Football Playoff Championship Game. Completed 304 of 445 pass attempts for 4,454 yards (third in FBS) with 42 touchdowns (second) and four interceptions. Rushed 135 times for 770 yards and 15 touchdowns. Had the nation's top passer efficiency rating at 181.7.

- Became the Ducks' first Heisman Trophy winner and the first Heisman winner from the state of Hawaii. Also became Oregon's second unanimous first-team All-American of all time. Additional honors included Player of the Year by the Associated Press and the Walter Camp Football Foundation, the Maxwell Award, the Davey O'Brien National Quarterback Award and the Johnny Unitas Golden Arm Award. Named Pac-12 Offensive Player of the Year and 2015 Rose Bowl Offensive MVP.

- His 58 total touchdowns—42 passing, 15 rushing and one receiving—set the single-season conference record, breaking Matt Barkley's (USC) mark of 41 from 2011. His passing touchdowns also marked a new conference best.

- Led the Ducks to No. 2 in the final Associated Press rankings. Directed the third-overall rated offense in the country (547 yards per game) and the 10th-ranked passing offense (312.5).

- Against Florida State (1/1/15), recorded a season-high 26 completions (36 attempts) for 338 yards, scoring two touchdowns through the air and one on the ground in the College Football Playoff Semifinal Rose Bowl

victory.

- Against Ohio State (1/12/15) in the inaugural College Football Playoff Championship game, completed 24 passes for 333 yards and two touchdowns, including a 70-yard touchdown toss. Added 39 rushing yards.

- As a sophomore (2013), started all 13 games and was 245-of-386 passing (65.8 percent) for 3,665 yards, 31 touchdowns and four interceptions. Rushed 96 times for 715 yards and nine touchdowns.

- Named first-team All-Pac-12 for the second consecutive season and named Oregon's Most Inspirational Player in a vote of his teammates. Led the Pac-12 in passing efficiency (167.7), passing yards per completion (14.96 avg.) and total points responsible for (240) while ranking seventh in the country in the former two categories and tied for ninth in the latter. Nationally, rated ninth in total offense (336.9), 12th in touchdown passes (31) and 14th in passing yards per game (281.9). Became the first player in school history to eclipse 4,000 yards of total offense in a single season (4,380) and was one of three league players to surpass the previous Pac-12 season record in 2013. Set school records for most points responsible for, completions (245) and most total touchdowns (40), and finished second on the single-season passing yards ledger (3,665). Broke Pac-12 and Oregon pinnacles for consecutive pass attempts without an interception in both a single season (285) and a career (353). Extended his streak of tossing at least one touchdown pass in every game of his career (26).

- As a redshirt freshman (2012), started all 13 games and was 230-of-336 passing for 2,677 yards with 32 touchdowns and six interceptions. Rushed 106 times for 752 yards and five touchdowns. Won honorable mention All-American and Pac-12 Offensive Freshman of the Year honors and became the Pac-12's first freshman quarterback to earn first-team all-league honors in 23 years. Recorded at least one touchdown pass in every game and set a conference freshman record for most touchdown passes in a season. Led the conference and ranked seventh in the country in passing efficiency (163.23). Led the league in completion percentage (68.45), falling just short of the NCAA freshman record of 69.5 percent (Sam Bradford, Oklahoma, 2007). Finished second on Oregon's single-season total offensive yards list (3,429) and ninth in passing yards (2,677). The Ducks' second-leading rusher (752) also ran for more yards in one year than any other quarterback in school history, including a single-game best 135 yards at Arizona State.

- Also in 2012, threw only one interception over his final seven games, a stretch that included 119 consecutive pass attempts without an interception.

- Redshirted in 2011.

- The second-team academic all-conference choice graduated from Oregon in December 2014 with a degree in general science.

PERSONAL:

- Splits time between Nashville, Eugene, Ore. and Honolulu, Hawaii.

- Attended Saint Louis (Honolulu, Hawaii) High School, where as a senior he threw for 2,597 yards on 165-of-255 passing (64.7%), including 32 touchdowns against only five interceptions. Guided the Crusaders to an 11-1 record and a state title. Also rushed the ball 60 times for 455 yards (7.6 yards per carry) and seven scores.

- Rated a four-star recruit by 247Sports.com and garnered three stars from both Rivals.com and Scout.com. Rated the No. 6 recruiting prospect in the state of Hawaii and No. 12 overall quarterback in the nation by Rivals.com. Named PrepStar Magazine All-West Region, Interscholastic League of Honolulu Offensive Player of the Year and first-team All-ILH. Played in the NUC All-World Gridiron Classic, a high school all-star bowl in Columbia, S.C.

- List of favorites: (movie) "The Longest Yard"; (TV show) "The Fresh Prince of Bel-Air"; (actor) Dwayne Johnson; (pregame playlist) The Green, Drake; (video game) "FIFA"; (food) steak, Kalua pork; (guilty pleasure) Cookies 'n' Cream Pizookie from BJ's Restaurant & Brewhouse; and (athlete as a child) Emmitt Smith.

- Born Marcus Ardel Taulauniu Mariota on Oct. 30, 1993 in Honolulu, Hawaii.

MARCUS MARIOTA'S GAME-BY-GAME

2015 Tennessee Titans

| 2015 Tennessee Titans | | | | PASSING | | | | | | | | | | | RUSHING | | | | | COMBINED | | RUSH + PASS | |
|-----------------------|-------|------|-------|---------|-----|------|-------|---------|----|-----|-----|----|-----|--------|---------|-----|------|-----|----|----------|----------------|-------------|--|
| Date | Opp | W/L | P/S | Att | Cmp | Pct | Yds | Yds/Att | TD | Int | Lg | Sk | Lst | Rating | Att | Yds | Avg | Lg | TD | Yards | Touchdowns | | |
| Sept 13 | @ TB | W | S | 15 | 13 | 86.7 | 209 | 13.9 | 4 | 0 | 52t | 2 | 24 | 158.3 | 2 | 6 | 3.0 | 9 | 0 | 215 | 52, 12, 4, 1 | | |
| Sept 20 | @ Cle | L | S | 37 | 21 | 56.8 | 257 | 6.9 | 2 | 0 | 33 | 7 | 38 | 96.3 | 3 | 19 | 6.3 | 12 | 0 | 276 | 19, 13 | | |
| Sept 27 | Ind | L | S | 44 | 27 | 61.4 | 367 | 8.3 | 2 | 2 | 35 | 3 | 22 | 84.2 | 0 | 0 | - | 0 | 0 | 367 | 7, 3 | | |
| Oct 11 | Buf | L | S | 32 | 21 | 65.6 | 187 | 5.8 | 0 | 1 | 23 | 2 | 8 | 68.1 | 5 | 47 | 9.4 | 22 | 0 | 234 | | | |
| Oct 18 | Mia | L | S | 33 | 21 | 63.6 | 219 | 6.6 | 1 | 2 | 32 | 5 | 37 | 67.6 | 0 | 0 | - | 0 | 0 | 219 | 3 | | |
| Oct 25 | Atl | L | IA | | | | | | | | | | | | | | | | | | | | |
| Nov 1 | @ Hou | L | IA | | | | | | | | | | | | | | | | | | | | |
| Nov 8 | @ NO | W | S | 39 | 28 | 71.8 | 371 | 9.5 | 4 | 0 | 61t | 0 | 0 | 135.7 | 1 | 5 | 5.0 | 5 | 0 | 376 | 61, 2, 8, 5 | | |
| Nov 15 | Car | L | S | 24 | 16 | 66.7 | 185 | 7.7 | 0 | 1 | 24 | 1 | 7 | 72.4 | 5 | 24 | 4.8 | 10 | 0 | 209 | | | |
| Nov 19 | @ Jax | L | S | 35 | 22 | 62.9 | 231 | 6.6 | 0 | 0 | 29 | 4 | 19 | 82.0 | 5 | 29 | 5.8 | 23t | 1 | 260 | 23r | | |
| Nov 29 | Oak | L | S | 37 | 17 | 45.9 | 218 | 5.9 | 3 | 2 | 36 | 2 | 13 | 69.4 | 1 | 7 | 7.0 | 7 | 0 | 225 | 20, 13, 1 | | |
| Dec 6 | Jax | W | S | 29 | 20 | 69.0 | 268 | 9.2 | 3 | 1 | 47t | 4 | 11 | 118.2 | 9 | 112 | 12.4 | 87t | 1 | 380 | 10, 7, 47, 87r | | |
| Dec 13 | @ NYJ | L | S | 39 | 21 | 53.8 | 274 | 7.0 | 0 | 1 | 51 | 5 | 47 | 65.5 | 3 | 3 | 1.0 | 3 | 0 | 277 | | | |
| Dec 20 | @ NE | L | S | 6 | 3 | 50.0 | 32 | 5.3 | 0 | 0 | 19 | 3 | 32 | 66.0 | 0 | 0 | - | 0 | 0 | 32 | | | |
| Dec 27 | Hou | L | IA | | | | | | | | | | | | | | | | | | | | |
| Jan 3 | @ Ind | L | IA | | | | | | | | | | | | | | | | | | | | |
| Totals | | 3-13 | 12/12 | 370 | 230 | 62.2 | 2,818 | 7.6 | 19 | 10 | 61t | 38 | 258 | 91.5 | 34 | 252 | 7.4 | 87t | 2 | 3,070 | | | |

2016 Tennessee Titans

| 2016 Tennessee Titans | | | | PASSING | | | | | | | | | | | RUSHING | | | | | COMBINED | | RUSH + PASS | |
|-----------------------|-------|-----|-------|---------|-----|--|-------|---------|----|-----|-----|----|-----|--------|---------|-----|------|-----|----|----------|---------------|-------------|--|
| Date | Opp | W/L | P/S | Att | Cmp | Pct | Yds | Yds/Att | TD | Int | Lg | Sk | Lst | Rating | Att | Yds | Avg | Lg | TD | Yards | Touchdowns | | |
| Sept 11 | Min | L | S | 41 | 25 | 61.0 | 271 | 6.6 | 2 | 1 | 29 | 2 | 19 | 86.5 | 4 | 19 | 4.8 | 10 | 0 | 290 | 6, 4 | | |
| Sept 18 | @ Det | W | S | 33 | 25 | 75.8 | 238 | 7.2 | 2 | 1 | 32 | 3 | 14 | 102.8 | 2 | 11 | 5.5 | 6 | 0 | 249 | 30, 9 | | |
| Sept 25 | Oak | L | S | 33 | 17 | 51.5 | 214 | 6.5 | 0 | 2 | 26 | 1 | 2 | 46.8 | 3 | 22 | 7.3 | 9 | 0 | 236 | | | |
| Oct 2 | @ Hou | L | S | 29 | 13 | 44.8 | 202 | 7.0 | 0 | 1 | 60 | 1 | 6 | 54.1 | 4 | 20 | 5.0 | 9 | 0 | 222 | | | |
| Oct 9 | @ Mia | W | S | 29 | 20 | 69.0 | 163 | 5.6 | 3 | 0 | 29 | 0 | 0 | 117.5 | 7 | 60 | 8.6 | 21 | 1 | 223 | 5r, 5, 20, 4 | | |
| Oct 16 | Cle | W | S | 24 | 17 | 70.8 | 284 | 11.8 | 3 | 1 | 48t | 2 | 14 | 132.6 | 7 | 64 | 9.1 | 41 | 0 | 348 | 11, 48, 15 | | |
| Oct 23 | Ind | L | S | 37 | 22 | 59.5 | 232 | 6.3 | 2 | 0 | 26 | 3 | 25 | 95.8 | 2 | 14 | 7.0 | 14 | 0 | 246 | 10, 7 | | |
| Oct 27 | Jax | W | S | 22 | 18 | 81.8 | 270 | 12.3 | 2 | 0 | 47 | 0 | 0 | 148.1 | 3 | 11 | 3.7 | 7 | 0 | 281 | 36, 4 | | |
| Nov 6 | @ SD | L | S | 43 | 27 | 62.8 | 313 | 7.3 | 3 | 2 | 48 | 0 | 0 | 88.6 | 3 | 14 | 4.7 | 14t | 1 | 327 | 16, 7, 14r, 8 | | |
| Nov 13 | GB | W | S | 26 | 19 | 73.1 | 295 | 11.3 | 4 | 0 | 41 | 1 | 13 | 149.8 | 5 | 0 | 0.0 | 6 | 0 | 295 | 9, 32, 6, 33 | | |
| Nov 20 | @ Ind | L | S | 38 | 25 | 65.8 | 290 | 7.6 | 2 | 0 | 35 | 5 | 36 | 106.3 | 5 | 29 | 5.8 | 12 | 0 | 319 | 3, 34 | | |
| Nov 27 | @ Chi | W | S | 23 | 15 | 65.2 | 226 | 9.8 | 2 | 0 | 38 | 0 | 0 | 126.4 | 4 | 46 | 11.5 | 29 | 0 | 272 | 4, 29 | | |
| Dec 11 | Den | W | S | 20 | 6 | 30.0 | 88 | 4.4 | 0 | 0 | 26 | 2 | 15 | 45.4 | 8 | 38 | 4.8 | 13 | 0 | 126 | | | |
| Dec 18 | @ KC | W | S | 33 | 19 | 57.6 | 241 | 7.3 | 0 | 1 | 46 | 1 | 0 | 67.9 | 1 | -2 | -2.0 | -2 | 0 | 239 | | | |
| Dec 24 | @ Jax | L | S | 20 | 8 | 40.0 | 99 | 5.0 | 1 | 0 | 18 | 2 | 12 | 72.7 | 2 | 3 | 1.5 | 4 | 0 | 102 | 3 | | |
| Jan 1 | Hou | W | | | | Placed on injured reserve on Dec. 27, 2016 | | | | | | | | | | | | | | | | | |
| Totals | | 9-7 | 15/15 | 451 | 276 | 61.2 | 3,426 | 7.6 | 26 | 9 | 60 | 23 | 156 | 95.6 | 60 | 349 | 5.8 | 41 | 2 | 3,775 | | | |

2017 Tennessee Titans

| 2017 Tennessee Titans | | | | PASSING | | | | | | | | | | | RUSHING | | | | | COMBINED | | RUSH + PASS | |
|-----------------------|-------|-----|-----|---------|-----|------|------|---------|-----|-----|-----|-----|-----|--------|---------|-----|-----|-----|-----|----------|------------|-------------|--|
| Date | Opp | W/L | P/S | Att | Cmp | Pct | Yds | Yds/Att | TD | Int | Lg | Sk | Lst | Rating | Att | Yds | Avg | Lg | TD | Yards | Touchdowns | | |
| Sept 10 | Oak | L | S | 41 | 25 | 61.0 | 256 | 6.2 | 0 | 0 | 24 | 1 | 1 | 78.9 | 3 | 26 | 8.7 | 15 | 1 | 282 | 10r | | |
| Sept 17 | @ Jax | W | S | 27 | 15 | 55.6 | 215 | 8.0 | 1 | 1 | 42 | 1 | 4 | 78.5 | 6 | 24 | 4.0 | 8 | 0 | 239 | 32 | | |
| Sept 24 | Sea | W | S | 32 | 20 | 62.5 | 225 | 7.0 | 2 | 0 | 55t | 0 | 0 | 104.3 | 7 | 27 | 3.9 | 10 | 0 | 252 | 55, 24 | | |
| Oct 1 | @ Hou | L | S | 10 | 6 | 60.0 | 96 | 9.6 | 0 | 2 | 28 | 0 | 0 | 52.5 | 4 | 39 | 9.8 | 34t | 2 | 135 | 34r, 2r | | |
| Oct 8 | @ Mia | L | IA | | | | | | | | | | | | | | | | | | | | |
| Oct 16 | Ind | W | S | 32 | 23 | 71.9 | 306 | 9.6 | 1 | 1 | 53t | 1 | 1 | 99.2 | 2 | 0 | 0.0 | 1 | 0 | 306 | 53 | | |
| Oct 22 | @ Cle | W | S | 34 | 21 | 61.8 | 203 | 6.0 | 0 | 0 | 23 | 2 | 14 | 78.4 | 1 | 8 | 8.0 | 8 | 0 | 211 | | | |
| Nov 5 | Bal | W | S | 28 | 19 | 67.9 | 218 | 7.8 | 2 | 1 | 29 | 3 | 32 | 100.0 | 3 | 6 | 2.0 | 7 | 0 | 224 | 16, 11 | | |
| Nov 12 | Cin | W | S | 44 | 25 | 56.8 | 264 | 6.0 | 1 | 1 | 20 | 4 | 28 | 72.5 | 6 | 51 | 8.5 | 28 | 0 | 315 | 7 | | |
| Nov 16 | @ Pit | L | S | 33 | 22 | 66.7 | 306 | 9.3 | 1 | 4 | 75t | 5 | 42 | 66.8 | 5 | 5 | 1.0 | 7t | 1 | 311 | 7r, 75 | | |
| Nov 26 | @ Ind | W | S | 25 | 17 | 68.0 | 184 | 7.4 | 1 | 2 | 37 | 0 | 0 | 69.4 | 3 | 4 | 1.3 | 6 | 0 | 188 | 2 | | |
| Dec 3 | Hou | W | S | 23 | 15 | 65.2 | 150 | 6.5 | 1 | 0 | 24t | 2 | 4 | 98.1 | 3 | 23 | 7.7 | 12 | 1 | 173 | 9r, 24 | | |
| Dec 10 | @ Ari | L | S | 31 | 16 | 51.6 | 159 | 5.1 | 0 | 2 | 29 | 3 | 20 | 39.6 | 2 | 11 | 5.5 | 7 | 0 | 170 | | | |
| Dec 17 | @ SF | L | S | 33 | 23 | 69.7 | 241 | 7.3 | 2 | 0 | 25 | 1 | 3 | 110.8 | 2 | 4 | 2.0 | 2 | 0 | 245 | 4, 8 | | |
| Dec 24 | LAR | L | S | 39 | 22 | 56.4 | 275 | 7.1 | 0 | 1 | 37 | 1 | 6 | 67.8 | 3 | 24 | 8.0 | 14 | 0 | 299 | | | |
| Dec 31 | Jax | W | S | 21 | 12 | 57.1 | 134 | 6.4 | 1 | 0 | 66t | 3 | 18 | 92.2 | 10 | 60 | 6.0 | 15 | 0 | 194 | 66 | | |
| Totals | | 9-7 | | 15/15 | 453 | 281 | 62.0 | 3,232 | 7.1 | 13 | 15 | 75t | 27 | 173 | 79.3 | 60 | 312 | 5.2 | 34t | 5 | 3,544 | | |
| Playoffs | | | | | | | | | | | | | | | | | | | | | | | |
| Jan 6 | @ KC | W | S | 31 | 19 | 61.3 | 205 | 6.6 | 2 | 1 | 29 | 2 | 10 | 88.8 | 8 | 46 | 5.8 | 17 | 0 | 251 | 6, 22 | | |
| Jan 13 | @ NE | L | S | 37 | 22 | 59.5 | 254 | 6.9 | 2 | 0 | 36 | 8 | 52 | 98.3 | 4 | 37 | 9.3 | 11 | 0 | 291 | 15, 11 | | |
| Totals | | 1-1 | | 2/2 | 68 | 41 | 60.3 | 459 | 6.8 | 4 | 1 | 36 | 10 | 62 | 93.9 | 12 | 83 | 6.9 | 17 | 0 | 542 | | |

MARCUS MARIOTA'S GAME-BY-GAME CONT.

2018 Tennessee Titans

| 2018 Tennessee Titans | | | | PASSING | | | | | | | | | | | RUSHING | | | | | COMBINED | | RUSH + PASS | |
|-----------------------|-----|-----|-----|---------|-----|-----|------|---------|------|-----|----|-----|-----|--------|---------|-----|-----|------|----|----------|------------|-------------|--|
| Date | Opp | W/L | P/S | Att | Cmp | Pct | Yds | Yds/Att | TD | Int | Lg | Sk | Lst | Rating | Att | Yds | Avg | Lg | TD | Yards | Touchdowns | | |
| Sept 9 | @ | Mia | L | S | 16 | 9 | 56.3 | 103 | 6.4 | 0 | 2 | 31 | 0 | 0 | 36.2 | 3 | 15 | 5.0 | 7 | 0 | 118 | | |
| Sept 16 | | Hou | W | DNP | | | | | | | | | | | | | | | | | | | |
| Sept 23 | @ | Jax | W | p | 18 | 12 | 66.7 | 100 | 5.6 | 0 | 0 | 22 | 1 | 8 | 80.8 | 7 | 51 | 7.3 | 15 | 0 | 151 | | |
| Sept 30 | | Phi | W | S | 43 | 30 | 69.8 | 344 | 8.0 | 2 | 1 | 51 | 3 | 17 | 99.4 | 10 | 46 | 4.6 | 17 | 1 | 390 | 2r, 11, 10 | |
| Oct 7 | @ | Buf | L | S | 26 | 14 | 53.8 | 129 | 5.0 | 0 | 1 | 23 | 2 | 8 | 51.6 | 2 | 10 | 5.0 | 5 | 0 | 139 | | |
| Oct 14 | | Bal | L | S | 15 | 10 | 66.7 | 117 | 7.8 | 0 | 0 | 24 | 11 | 66 | 90.1 | 2 | 25 | 12.5 | 21 | 0 | 142 | | |
| Oct 21 | @ | LAC | L | S | 32 | 24 | 75.0 | 237 | 7.4 | 1 | 1 | 21 | 2 | 11 | 92.8 | 7 | 38 | 5.4 | 11 | 0 | 275 | 1 | |
| Nov 5 | @ | Dal | W | S | 29 | 21 | 72.4 | 240 | 8.3 | 2 | 0 | 37 | 4 | 25 | 119.9 | 10 | 32 | 3.2 | 12 | 1 | 272 | 18, 7, 9r | |
| Nov 11 | | NE | W | S | 24 | 16 | 66.7 | 228 | 9.5 | 2 | 0 | 29 | 2 | 14 | 125.0 | 2 | 21 | 10.5 | 20 | 0 | 249 | 4, 23 | |
| Nov 18 | @ | Ind | L | S | 13 | 10 | 76.9 | 85 | 6.5 | 0 | 1 | 23 | 4 | 19 | 61.4 | 4 | 17 | 4.3 | 9 | 0 | 102 | | |
| Nov 26 | @ | Hou | L | S | 23 | 22 | 95.7 | 303 | 13.2 | 2 | 0 | 61t | 6 | 43 | 147.7 | 6 | 28 | 4.7 | 14 | 0 | 331 | 61, 48 | |
| Dec 2 | | NYJ | W | S | 35 | 20 | 57.1 | 282 | 8.1 | 2 | 1 | 55 | 3 | 9 | 90.4 | 4 | 43 | 10.8 | 27 | 0 | 325 | 12, 11 | |
| Dec 6 | | Jax | W | S | 24 | 18 | 75.0 | 162 | 6.8 | 0 | 1 | 29 | 1 | 0 | 75.3 | 4 | 13 | 3.3 | 12 | 0 | 175 | | |
| Dec 16 | @ | NYG | W | S | 20 | 12 | 60.0 | 88 | 4.4 | 0 | 0 | 17 | 1 | 8 | 70.4 | 2 | 11 | 5.5 | 11 | 0 | 99 | | |
| Dec 22 | | Was | W | S | 13 | 10 | 76.9 | 110 | 8.5 | 0 | 0 | 18 | 2 | 15 | 101.4 | 1 | 7 | 7.0 | 7 | 0 | 117 | | |
| Dec 30 | | Ind | L | IA | | | | | | | | | | | | | | | | | | | |
| Totals | | | 9-7 | 14/13 | 331 | 228 | 68.9 | 2,528 | 7.6 | 11 | 8 | 61t | 42 | 243 | 92.3 | 64 | 357 | 5.6 | 27 | 2 | 2,885 | | |

2019 Tennessee Titans

| 2019 Tennessee Titans | | | | PASSING | | | | | | | | | | | RUSHING | | | | | COMBINED | | RUSH + PASS | | | | | | | | | | | | | | | | | | | |
|-----------------------|-----|-----|-----|---------|-----|-----|-------|---------|------|-----|----|-----|-----|--------|---------|-----|-----|-----|----|----------|------------|-------------|--|--|--|--|--|--|--|--|--|--|--|--|--|--|--|--|--|--|--|
| Date | Opp | W/L | P/S | Att | Cmp | Pct | Yds | Yds/Att | TD | Int | Lg | Sk | Lst | Rating | Att | Yds | Avg | Lg | TD | Yards | Touchdowns | | | | | | | | | | | | | | | | | | | | |
| Sept 8 | @ | Cle | W | S | 24 | 14 | 58.3 | 248 | 10.3 | 3 | 0 | 75t | 4 | 32 | 133.3 | 3 | 24 | 8.0 | 13 | 0 | 272 | 75, 11, 7 | | | | | | | | | | | | | | | | | | | |
| Sept 15 | | Ind | L | S | 28 | 19 | 67.9 | 154 | 5.5 | 1 | 0 | 25 | 4 | 35 | 93.5 | 5 | 32 | 6.4 | 15 | 0 | 186 | 1 | | | | | | | | | | | | | | | | | | | |
| Sept 19 | @ | Jax | L | S | 40 | 23 | 57.5 | 304 | 7.6 | 0 | 0 | 47 | 9 | 55 | 81.7 | 6 | 34 | 5.7 | 12 | 0 | 338 | | | | | | | | | | | | | | | | | | | | |
| Sept 29 | @ | Atl | W | S | 27 | 18 | 66.7 | 227 | 8.4 | 3 | 0 | 55t | 0 | 0 | 129.7 | 3 | 22 | 7.3 | 11 | 0 | 249 | 55, 11, 23 | | | | | | | | | | | | | | | | | | | |
| Oct 6 | | Buf | L | S | 22 | 13 | 59.1 | 183 | 8.3 | 0 | 0 | 57 | 5 | 33 | 86.0 | 5 | 13 | 2.6 | 4 | 0 | 196 | | | | | | | | | | | | | | | | | | | | |
| Oct 13 | @ | Den | L | S | 18 | 7 | 38.9 | 63 | 3.5 | 0 | 2 | 17 | 3 | 7 | 9.5 | 2 | 4 | 2.0 | 5 | 0 | 67 | | | | | | | | | | | | | | | | | | | | |
| Oct 20 | | LAC | W | DNP | | | | | | | | | | | | | | | | | | | | | | | | | | | | | | | | | | | | | |
| Oct 27 | | TB | W | DNP | | | | | | | | | | | | | | | | | | | | | | | | | | | | | | | | | | | | | |
| Nov 3 | @ | Car | L | DNP | | | | | | | | | | | | | | | | | | | | | | | | | | | | | | | | | | | | | |
| Nov 10 | | KC | W | DNP | | | | | | | | | | | | | | | | | | | | | | | | | | | | | | | | | | | | | |
| Nov 24 | | Jax | W | DNP | | | | | | | | | | | | | | | | | | | | | | | | | | | | | | | | | | | | | |
| Dec 1 | @ | Ind | W | DNP | | | | | | | | | | | | | | | | | | | | | | | | | | | | | | | | | | | | | |
| Dec 8 | @ | Oak | W | DNP | | | | | | | | | | | | | | | | | | | | | | | | | | | | | | | | | | | | | |
| Dec 15 | | Hou | L | DNP | | | | | | | | | | | | | | | | | | | | | | | | | | | | | | | | | | | | | |
| Dec 22 | | NO | L | DNP | | | | | | | | | | | | | | | | | | | | | | | | | | | | | | | | | | | | | |
| Dec 29 | @ | Hou | W | p | 1 | 1 | 100.0 | 24 | 24.0 | 0 | 0 | 24 | 0 | 0 | 118.8 | 0 | 0 | - | 0 | 0 | 24 | | | | | | | | | | | | | | | | | | | | |
| Totals | | | 9-7 | 7/6 | 160 | 95 | 59.4 | 1,203 | 7.5 | 7 | 2 | 75t | 25 | 162 | 92.3 | 24 | 129 | 5.4 | 15 | 0 | 1,332 | | | | | | | | | | | | | | | | | | | | |
| Playoffs | | | | | | | | | | | | | | | | | | | | | | | | | | | | | | | | | | | | | | | | | |
| Jan 4 | @ | NE | W | p | 1 | 1 | 100.0 | 4 | 4.0 | 0 | 0 | 4 | 0 | 0 | 83.3 | 0 | 0 | - | 0 | 0 | 4 | | | | | | | | | | | | | | | | | | | | |
| Jan 11 | @ | Bal | W | p | 0 | 0 | - | 0 | - | 0 | 0 | 0 | 0 | 0 | - | 0 | 0 | - | 0 | 0 | 0 | | | | | | | | | | | | | | | | | | | | |
| Jan 19 | @ | KC | L | p | 0 | 0 | - | 0 | - | 0 | 0 | 0 | 0 | 0 | - | 1 | 5 | 5.0 | 5 | 0 | 5 | | | | | | | | | | | | | | | | | | | | |
| Totals | | | 2-1 | 3/0 | 1 | 1 | 100.0 | 4 | 4.0 | 0 | 0 | 4 | 0 | 0 | 83.3 | 1 | 5 | 5.0 | 5 | 0 | 9 | | | | | | | | | | | | | | | | | | | | |

MARCUS MARIOTA'S NFL STATISTICS

REGULAR SEASON

| | | | | PASSING | | | | | | | | | | RUSHING | | | | |
|-------------------|------|--------------|-------------|-------------|-------------|---------------|------------|-----------|-----------|------------|------------|------------|-------------|------------|-------------|------------|------------|-----------|
| Year | Team | GP/GS | Att | Cmp | Pct | Yds | Yd/Att | TD | INT | Lg | Sk | Yds | Rat | Att | Yds | Avg | Lg | TD |
| 2015 | TEN | 12/12 | 370 | 230 | 62.2 | 2,818 | 7.6 | 19 | 10 | 61t | 38 | 258 | 91.5 | 34 | 252 | 7.4 | 87t | 2 |
| 2016 | TEN | 15/15 | 451 | 276 | 61.2 | 3,426 | 7.6 | 26 | 9 | 60 | 23 | 156 | 95.6 | 60 | 349 | 5.8 | 41 | 2 |
| 2017 | TEN | 15/15 | 453 | 281 | 62.0 | 3,232 | 7.1 | 13 | 15 | 75t | 27 | 173 | 79.3 | 60 | 312 | 5.2 | 34t | 5 |
| 2018 | TEN | 14/13 | 331 | 228 | 68.9 | 2,528 | 7.6 | 11 | 8 | 61t | 42 | 243 | 92.3 | 64 | 357 | 5.6 | 27 | 2 |
| 2019 | TEN | 7/6 | 160 | 95 | 59.4 | 1,203 | 7.5 | 7 | 2 | 75t | 25 | 162 | 92.3 | 24 | 129 | 5.4 | 15 | 0 |
| NFL Totals | | 63/61 | 1765 | 1110 | 62.9 | 13,207 | 7.5 | 76 | 44 | 75t | 155 | 992 | 89.6 | 242 | 1399 | 5.8 | 87t | 11 |

Regular Season Career record as starter: 29-32 (.475); Playoffs: 1-1 (.500)

PLAYOFFS

| | | | | PASSING | | | | | | | | | | RUSHING | | | | |
|-------------------|------|------------|-----------|-----------|-------------|------------|------------|----------|----------|-----------|-----------|-----------|-------------|-----------|-----------|------------|-----------|----------|
| Year | Team | GP/GS | Att | Cmp | Pct | Yds | Yd/Att | TD | INT | Lg | Sk | Yds | Rat | Att | Yds | Avg | Lg | TD |
| 2017 | TEN | 2/2 | 68 | 41 | 60.3 | 459 | 6.8 | 4 | 1 | 36 | 10 | 62 | 93.9 | 12 | 83 | 6.9 | 17 | 0 |
| 2019 | TEN | 3/0 | 1 | 1 | 100.0 | 4 | 4.0 | 0 | 0 | 4 | 0 | 0 | 83.3 | 1 | 5 | 5.0 | 5 | 0 |
| NFL Totals | | 5/2 | 69 | 42 | 60.9 | 463 | 6.7 | 4 | 1 | 36 | 10 | 62 | 94.1 | 13 | 88 | 6.8 | 17 | 0 |

Single-Game Highs


Attempts - 44 (Twice, last vs. Cincinnati 11/12/17)
 Completions - 30 vs. Philadelphia (9/30/18)
 Passing Yards - 371 at New Orleans (11/8/15)
 Touchdown Passes - 4 (Three times, last at Green Bay 11/13/16)
 Long Completion - **75t (Twice, last at Cleveland 9/8/19)**
 Rushes - 10 (Three times, last at Dallas 11/5/18)
 Rushing Yards - 112 vs. Jacksonville (12/6/15)
 Long Rush - 87t vs. Jacksonville (12/6/15)
 Rushing Touchdowns - 2 at Houston (10/1/17)

Playoff Single-Game Highs

Attempts - 37 at New England (1/13/18)
 Completions - 22 at New England (1/13/18)
 Passing Yards - 254 at New England (1/13/18)
 Touchdown Passes - 2 (Twice, last at New England 1/13/18)
 Long Completion - 36 at New England (1/13/18)
 Rushes - 8 at Kansas City (1/6/18)
 Rushing Yards - 46 at Kansas City (1/6/18)
 Long Rush - 17 at Kansas City (1/6/18)

Additional Statistics

Receptions - 41-yard touchdown (at N.Y. Jets 12/13/15); 6-yard touchdown (at Kansas City 1/6/18); 21-yard catch (vs. New England 11/11/18)
 Fumble Recovery - 2 (2016), 2 (2018), **2 (2019)**
 Misc. Tackles - 2 (2017), 2 (2018)



30 CHRIS MILTON

CORNERBACK • 5'11" • 190 LBS • COLLEGE: GEORGIA TECH

ACQUIRED: WAIVERS (IND) - 2019 • NFL EXPERIENCE (NFL/TITANS): 4/1

HOMETOWN: FOLKSTON, GA.

GAMES PLAYED/GAMES STARTED: 41/1 (PLAYOFFS: 2/0)



PRO: The Titans claimed Chris Milton off waivers from the Indianapolis Colts just prior to the start of the 2019 regular season. The 5-foot-11-inch, 190-pounder has excelled on special teams during his first three NFL campaigns. The Georgia Tech product appeared in 35 games for the Colts from 2016-18 and notched 15 special teams tackles and two forced fumbles on coverage units.

CAREER HIGHLIGHTS:

- In 2018, Milton played in 15 games and posted three tackles, seven special teams stops and one fumble recovery. He saw action in both postseason games and contributed on special teams with two tackles and one forced fumble.
- In 2017, Milton appeared in 14 games and recorded four tackles and one fumble recovery while adding five special teams tackles.

TITANS TIDBITS:

- Milton is related to former NFL running back Tashard Choice, who played six seasons (2008-2013) in the NFL with the Dallas Cowboys, Washington Redskins, Buffalo Bills and Indianapolis Colts.
- Milton had the opportunity to learn from one of the best cornerbacks to play this century. Milton and Pro Football Hall of Famer Champ Bailey's family were close and when Milton was getting ready for the NFL, he reached out to Bailey for tips. They trained together during the weeks leading up to the draft. Now if he ever has questions, he still reaches out to the legendary cornerback.
- Milton enjoys fishing in his free time and when he is not playing or training for football he feels like a full-time fisherman on the water.

CAREER TRANSACTIONS:

- The Folkston, Ga., native was originally signed by the Indianapolis Colts as a rookie free agent on May 3, 2016.
- Waived by the Colts on Sept. 3, 2016 and signed to the team's practice squad a day later.
- Signed by the Colts to their active roster from the practice squad on Nov. 19, 2016.
- Waived by the Colts on Sept. 1, 2019.
- Claimed by the Titans off waivers from the Colts on Sept. 2, 2019.

SEASON RECAPS:

- 2019 (6/0 - Tennessee):** Played in six games as a reserve and collected five special teams tackles in his first season with the Titans. Was inactive for five games. Placed on injured reserve on Nov. 26, 2019. Led or tied for the team lead in special teams tackles three times in 2019 (vs. IND, at ATL, vs. KC).
- At Cleveland (9/8), made his Titans debut as a reserve on special teams.
 - Against Indianapolis (9/15), tied for the team lead with two special teams tackles on coverage units.
 - At Jacksonville (9/19), was inactive.
 - At Atlanta (9/29), saw action as a reserve on special teams and led the team with two special teams tackles. Stonewalled Kendall Sheffield at the Falcons' 15-yard line for just a 13-yard kickoff return in the first quarter.
 - Against Buffalo (10/6), played as a reserve on special teams before leaving the game in the second quarter with an injury.
 - At Denver (10/13), was inactive.
 - Against L.A. Chargers (10/20), was inactive.
 - Against Tampa Bay (10/27), was inactive.
 - At Carolina (11/3), was inactive.
 - Against Kansas City (11/10), returned to the lineup as a reserve on special

teams and registered a tackle on coverage units.

- Against Jacksonville (11/24), played as a reserve on special teams.

2018 (15/0, 2/0 - Indianapolis): Played in 15 games and posted three tackles, seven special teams stops and one fumble recovery. Was inactive for one regular season contest. Played in two postseason games and contributed on special teams with two tackles and one forced fumble.

- At New England (10/4), registered two tackles.
- At Tennessee (12/30), recovered a fumble on special teams coverage units.
- At Kansas City (1/12), forced a fumble on special teams.

2017 (14/0 - Indianapolis): Appeared in 14 games as a reserve and recorded four tackles and one fumble recovery while adding five special teams tackles. Was inactive for one contest and did not play in another.

- Against Arizona (9/17), recovered a fumble on special teams.
- Against Tennessee (11/26), notched two tackles on special teams coverage units.
- Against Houston (12/31), posted two solo tackles.

2016 (6/1 - Indianapolis): Participated in six contests with one start as a rookie and notched six tackles, two passes defended and three special teams stops. Spent the first 10 games of the season on the Colts' practice squad.

- At Minnesota (12/18), collected three tackles, a pass defended and a special teams stop.
- Against Jacksonville (1/1), made his first career start at cornerback and tallied three tackles, a pass defended and a special teams tackle.

COLLEGE:

- Played in 53 games with 33 starts at Georgia Tech and collected 96 tackles, three tackles for loss, a forced fumble, 14 passes defended and five interceptions with two returned for touchdowns. Finished his career with seven blocked kicks. Also recorded four kickoff returns for 44 yards and two punt returns for 39 yards.
- As a senior (2015), started all 12 games and tallied 28 tackles, one interception, six passes defended and two blocked kicks. Was the FBS active career leader in blocked kicks during the 2015 season.
- As a junior (2014), started all 14 games and totaled 32 tackles, a tackle for loss, four passes defended and two interceptions. Returned one interception for a touchdown, blocked one field goal and one PAT.
- As a sophomore (2013), appeared in all 13 games with six starts at safety. Finished with 16 tackles, a tackle for loss, two passes defended, three blocked punts and two interceptions (one returned for a touchdown).
- As a redshirt freshman (2012), saw action in all 14 games (one start) and totaled 20 tackles (17 solo), two passes defended and one forced fumble. He was named Georgia Tech's special teams player of the game twice.
- As a freshman (2011), redshirted.
- Majored in business administration at Georgia Tech.

PERSONAL:

- Attended Charlton County (Folkston, Ga.) High School and was a four-year letterwinner.
- Named an All-State choice in 2009 and 2010 and was rated as 19th-best prospect in the state by the Atlanta Journal-Constitution.
- Helped lead Charlton County to regional titles in 2007, 2008 and 2009.
- As a senior, played quarterback and running back and rushed for 975 yards. Was chosen to play in the GACA North-South All-Star Game.

- As a junior, threw for 2,600 yards and rushed for 1,100 yards while completing 57 percent of his pass attempts.
- Follow Milton on Twitter at @cmilt912.
- Follow Milton on Instagram at @cmilt_.
- Born Christopher Devon Milton on Sept. 15, 1992 in Waycross, Ga.

CHRIS MILTON'S GAME-BY-GAME

2016 Indianapolis Colts

| Date | Opp | W/L | P/S | Tot | Solo | Asst | Sk | - Yds | QBP | TFL | Int | - Yds | -TD | PD | FF | FR | - Yds | SpT |
|---------------|-------|------------|------------|----------|----------|----------|------------|------------|----------|----------|----------|----------|----------|----------|----------|----------|----------|----------|
| Sept 11 | Det | L | PS | | | | | | | | | | | | | | | |
| Sept 18 | @ Den | L | PS | | | | | | | | | | | | | | | |
| Sept 25 | SD | W | PS | | | | | | | | | | | | | | | |
| Oct 2 | @ Jax | L | PS | | | | | | | | | | | | | | | |
| Oct 9 | Chi | W | PS | | | | | | | | | | | | | | | |
| Oct 16 | @ Hou | L | PS | | | | | | | | | | | | | | | |
| Oct 23 | @ Ten | W | PS | | | | | | | | | | | | | | | |
| Oct 30 | KC | L | PS | | | | | | | | | | | | | | | |
| Nov 6 | @ GB | W | PS | | | | | | | | | | | | | | | |
| Nov 20 | Ten | W | PS | | | | | | | | | | | | | | | |
| Nov 24 | @ Pit | L | p | 0 | 0 | 0 | 0.0 | 0.0 | 0 | 0 | 0 | 0 | 0 | 0 | 0 | 0 | 0 | 0 |
| Dec 5 | @ NYJ | W | p | 0 | 0 | 0 | 0.0 | 0.0 | 0 | 0 | 0 | 0 | 0 | 0 | 0 | 0 | 0 | 1 |
| Dec 11 | Hou | L | p | 0 | 0 | 0 | 0.0 | 0.0 | 0 | 0 | 0 | 0 | 0 | 0 | 0 | 0 | 0 | 0 |
| Dec 18 | @ Min | W | p | 3 | 2 | 1 | 0.0 | 0.0 | 0 | 0 | 0 | 0 | 1 | 0 | 0 | 0 | 0 | 1 |
| Dec 24 | @ Oak | L | p | 0 | 0 | 0 | 0.0 | 0.0 | 0 | 0 | 0 | 0 | 0 | 0 | 0 | 0 | 0 | 0 |
| Jan 1 | Jax | W | S | 3 | 2 | 1 | 0.0 | 0.0 | 0 | 0 | 0 | 0 | 1 | 0 | 0 | 0 | 0 | 1 |
| Totals | | 8-8 | 6/1 | 6 | 4 | 2 | 0.0 | 0.0 | 0 | 0 | 0 | 0 | 0 | 2 | 0 | 0 | 0 | 3 |

2017 Indianapolis Colts

| Date | Opp | W/L | P/S | Tot | Solo | Asst | Sk | - Yds | QBP | TFL | Int | - Yds | -TD | PD | FF | FR | - Yds | SpT |
|---------------|-------|-------------|-------------|----------|----------|----------|------------|------------|----------|----------|----------|----------|----------|----------|----------|----------|----------|----------|
| Sept 10 | @ LAR | L | p | 0 | 0 | 0 | 0.0 | 0.0 | 0 | 0 | 0 | 0 | 0 | 0 | 0 | 0 | 0 | 1 |
| Sept 17 | Ari | L | p | 0 | 0 | 0 | 0.0 | 0.0 | 0 | 0 | 0 | 0 | 0 | 0 | 0 | 0 | 0 | 0 |
| Sept 24 | Cle | W | DNP | | | | | | | | | | | | | | | |
| Oct 1 | @ Sea | L | IA | | | | | | | | | | | | | | | |
| Oct 8 | SF | W | p | 0 | 0 | 0 | 0.0 | 0.0 | 0 | 0 | 0 | 0 | 0 | 0 | 0 | 0 | 0 | 0 |
| Oct 16 | @ Ten | L | p | 0 | 0 | 0 | 0.0 | 0.0 | 0 | 0 | 0 | 0 | 0 | 0 | 0 | 0 | 0 | 0 |
| Oct 22 | Jax | L | p | 1 | 1 | 0 | 0.0 | 0.0 | 0 | 0 | 0 | 0 | 0 | 0 | 0 | 0 | 0 | 0 |
| Oct 29 | @ Cin | L | p | 0 | 0 | 0 | 0.0 | 0.0 | 0 | 0 | 0 | 0 | 0 | 0 | 0 | 0 | 0 | 1 |
| Nov 5 | @ Hou | W | p | 0 | 0 | 0 | 0.0 | 0.0 | 0 | 0 | 0 | 0 | 0 | 0 | 0 | 0 | 0 | 1 |
| Nov 12 | Pit | L | p | 0 | 0 | 0 | 0.0 | 0.0 | 0 | 0 | 0 | 0 | 0 | 0 | 0 | 0 | 0 | 0 |
| Nov 26 | Ten | L | p | 0 | 0 | 0 | 0.0 | 0.0 | 0 | 0 | 0 | 0 | 0 | 0 | 0 | 0 | 0 | 2 |
| Dec 3 | @ Jax | L | p | 1 | 1 | 0 | 0.0 | 0.0 | 0 | 0 | 0 | 0 | 0 | 0 | 0 | 0 | 0 | 0 |
| Dec 10 | @ Buf | L | p | 0 | 0 | 0 | 0.0 | 0.0 | 0 | 0 | 0 | 0 | 0 | 0 | 0 | 0 | 0 | 0 |
| Dec 14 | Den | L | p | 0 | 0 | 0 | 0.0 | 0.0 | 0 | 0 | 0 | 0 | 0 | 0 | 0 | 0 | 0 | 0 |
| Dec 23 | @ Bal | L | p | 0 | 0 | 0 | 0.0 | 0.0 | 0 | 0 | 0 | 0 | 0 | 0 | 0 | 0 | 0 | 0 |
| Dec 31 | Hou | W | p | 2 | 2 | 0 | 0.0 | 0.0 | 0 | 0 | 0 | 0 | 0 | 0 | 0 | 0 | 0 | 0 |
| Totals | | 4-12 | 14/0 | 4 | 4 | 0 | 0.0 | 0.0 | 0 | 0 | 0 | 0 | 0 | 0 | 0 | 0 | 0 | 5 |

2018 Indianapolis Colts

| Date | Opp | W/L | P/S | Tot | Solo | Asst | Sk | - Yds | QBP | TFL | Int | - Yds | -TD | PD | FF | FR | - Yds | SpT |
|---------------|-------|-------------|-------------|----------|----------|----------|------------|------------|----------|----------|----------|----------|----------|----------|----------|----------|----------|----------|
| Sept 9 | Cin | L | p | 0 | 0 | 0 | 0.0 | 0.0 | 0 | 0 | 0 | 0 | 0 | 0 | 0 | 0 | 0 | 1 |
| Sept 16 | @ Was | W | IA | | | | | | | | | | | | | | | |
| Sept 23 | @ Phi | L | p | 0 | 0 | 0 | 0.0 | 0.0 | 0 | 0 | 0 | 0 | 0 | 0 | 0 | 0 | 0 | 1 |
| Sept 30 | Hou | L | p | 1 | 1 | 0 | 0.0 | 0.0 | 0 | 0 | 0 | 0 | 0 | 0 | 0 | 0 | 0 | 1 |
| Oct 4 | @ NE | L | p | 2 | 1 | 1 | 0.0 | 0.0 | 0 | 0 | 0 | 0 | 0 | 0 | 0 | 0 | 0 | 0 |
| Oct 14 | @ NYJ | L | p | 0 | 0 | 0 | 0.0 | 0.0 | 0 | 0 | 0 | 0 | 0 | 0 | 0 | 0 | 0 | 1 |
| Oct 21 | Buf | W | p | 0 | 0 | 0 | 0.0 | 0.0 | 0 | 0 | 0 | 0 | 0 | 0 | 0 | 0 | 0 | 0 |
| Oct 28 | @ Oak | W | p | 0 | 0 | 0 | 0.0 | 0.0 | 0 | 0 | 0 | 0 | 0 | 0 | 0 | 0 | 0 | 1 |
| Nov 11 | Jax | W | p | 0 | 0 | 0 | 0.0 | 0.0 | 0 | 0 | 0 | 0 | 0 | 0 | 0 | 0 | 0 | 0 |
| Nov 18 | Ten | W | p | 0 | 0 | 0 | 0.0 | 0.0 | 0 | 0 | 0 | 0 | 0 | 0 | 0 | 0 | 0 | 0 |
| Nov 25 | Mia | W | p | 0 | 0 | 0 | 0.0 | 0.0 | 0 | 0 | 0 | 0 | 0 | 0 | 0 | 0 | 0 | 0 |
| Dec 2 | @ Jax | L | p | 0 | 0 | 0 | 0.0 | 0.0 | 0 | 0 | 0 | 0 | 0 | 0 | 0 | 0 | 0 | 1 |
| Dec 9 | @ Hou | W | p | 0 | 0 | 0 | 0.0 | 0.0 | 0 | 0 | 0 | 0 | 0 | 0 | 0 | 0 | 0 | 0 |
| Dec 16 | Dal | W | p | 0 | 0 | 0 | 0.0 | 0.0 | 0 | 0 | 0 | 0 | 0 | 0 | 0 | 0 | 0 | 0 |
| Dec 23 | NYG | W | p | 0 | 0 | 0 | 0.0 | 0.0 | 0 | 0 | 0 | 0 | 0 | 0 | 0 | 0 | 0 | 1 |
| Dec 30 | @ Ten | W | p | 0 | 0 | 0 | 0.0 | 0.0 | 0 | 0 | 0 | 0 | 0 | 0 | 0 | 0 | 0 | 0 |
| Totals | | 10-6 | 15/0 | 3 | 2 | 1 | 0.0 | 0.0 | 0 | 0 | 0 | 0 | 0 | 0 | 0 | 0 | 0 | 7 |

Playoffs

| | | | | | | | | | | | | | | | | | | |
|---------------|-------|------------|------------|----------|----------|----------|------------|------------|----------|----------|----------|----------|----------|----------|----------|----------|----------|----------|
| Jan 5 | @ Hou | W | p | 0 | 0 | 0 | 0.0 | 0.0 | 0 | 0 | 0 | 0 | 0 | 0 | 0 | 0 | 0 | 0 |
| Jan 12 | @ KC | L | p | 0 | 0 | 0 | 0.0 | 0.0 | 0 | 0 | 0 | 0 | 0 | 0 | 0 | 0 | 0 | 2 |
| Totals | | 1-1 | 2/0 | 0 | 0 | 0 | 0.0 | 0.0 | 0 | 0 | 0 | 0 | 0 | 0 | 0 | 0 | 0 | 2 |

2019 Tennessee Titans

| Date | Opp | W/L | P/S | Tot | Solo | Asst | Sk | - Yds | QBP | TFL | Int | - Yds | -TD | PD | FF | FR | - Yds | SpT |
|---------------|-------|------------|------------|----------|----------|----------|------------|------------|----------|----------|----------|----------|----------|----------|----------|----------|----------|----------|
| Sept 8 | @ Cle | W | p | 0 | 0 | 0 | 0.0 | 0.0 | 0 | 0 | 0 | 0 | 0 | 0 | 0 | 0 | 0 | 0 |
| Sept 15 | Ind | L | p | 0 | 0 | 0 | 0.0 | 0.0 | 0 | 0 | 0 | 0 | 0 | 0 | 0 | 0 | 0 | 2 |
| Sept 19 | @ Jax | L | IA | | | | | | | | | | | | | | | |
| Sept 29 | @ Atl | W | p | 0 | 0 | 0 | 0.0 | 0.0 | 0 | 0 | 0 | 0 | 0 | 0 | 0 | 0 | 0 | 2 |
| Oct 6 | Buf | L | p | 0 | 0 | 0 | 0.0 | 0.0 | 0 | 0 | 0 | 0 | 0 | 0 | 0 | 0 | 0 | 0 |
| Oct 13 | @ Den | L | IA | | | | | | | | | | | | | | | |
| Oct 20 | LAC | W | IA | | | | | | | | | | | | | | | |
| Oct 27 | TB | W | IA | | | | | | | | | | | | | | | |
| Nov 3 | @ Car | L | IA | | | | | | | | | | | | | | | |
| Nov 10 | KC | W | p | 0 | 0 | 0 | 0.0 | 0.0 | 0 | 0 | 0 | 0 | 0 | 0 | 0 | 0 | 0 | 1 |
| Nov 24 | Jax | W | p | 0 | 0 | 0 | 0.0 | 0.0 | 0 | 0 | 0 | 0 | 0 | 0 | 0 | 0 | 0 | 0 |
| Dec 1 | @ Ind | | | | | | | | | | | | | | | | | |
| Dec 8 | @ Oak | | | | | | | | | | | | | | | | | |
| Dec 15 | Hou | | | | | | | | | | | | | | | | | |
| Dec 22 | NO | | | | | | | | | | | | | | | | | |
| Dec 29 | @ Hou | | | | | | | | | | | | | | | | | |
| Totals | | 6-5 | 6/0 | 0 | 0 | 0 | 0.0 | 0.0 | 0 | 0 | 0 | 0 | 0 | 0 | 0 | 0 | 0 | 5 |

Placed on injured reserve on Nov. 26, 2019

CHRIS MILTON'S NFL STATISTICS

REGULAR SEASON

| Year | Team | GP | GS | TACKLES | | | | | | | INTERCEPTIONS | | | | | FUMBLES | | | |
|-------------------|--------------|-----------|----------|-----------|-----------|----------|------------|------------|----------|----------|---------------|----------|----------|----------|----------|----------|----------|----------|-----------|
| | | | | Tot | Solo | Asst | Sk | Yds | QBP | TFL | No | Yds | Lg | TD | PD | FF | FR | Yds | SpT |
| 2016 | Indianapolis | 6 | 1 | 6 | 4 | 2 | 0.0 | 0.0 | NA | NA | 0 | 0 | 0 | 0 | 2 | 0 | 0 | 0 | 3 |
| 2017 | Indianapolis | 14 | 0 | 4 | 4 | 0 | 0.0 | 0.0 | NA | NA | 0 | 0 | 0 | 0 | 0 | 0 | 0 | 0 | 5 |
| 2018 | Indianapolis | 15 | 0 | 3 | 2 | 1 | 0.0 | 0.0 | NA | NA | 0 | 0 | 0 | 0 | 0 | 0 | 0 | 0 | 7 |
| 2019 | Tennessee | 6 | 0 | 0 | 0 | 0 | 0.0 | 0.0 | 0 | 0 | 0 | 0 | 0 | 0 | 0 | 0 | 0 | 0 | 5 |
| NFL Totals | | 41 | 1 | 13 | 10 | 3 | 0.0 | 0.0 | 0 | 0 | 0 | 0 | 0 | 0 | 2 | 0 | 0 | 0 | 20 |

PLAYOFFS

| Year | Team | GP | GS | TACKLES | | | | | | | INTERCEPTIONS | | | | | FUMBLES | | | |
|-------------------|--------------|----------|----------|----------|----------|----------|------------|------------|----------|----------|---------------|----------|----------|----------|----------|----------|----------|----------|----------|
| | | | | Tot | Solo | Asst | Sk | Yds | QBP | TFL | No | Yds | Lg | TD | PD | FF | FR | Yds | SpT |
| 2018 | Indianapolis | 2 | 0 | 0 | 0 | 0 | 0.0 | 0.0 | 0 | 0 | 0 | 0 | 0 | 0 | 0 | 0 | 0 | 0 | 2 |
| NFL Totals | | 2 | 0 | 0 | 0 | 0 | 0.0 | 0.0 | 0 | 0 | 0 | 0 | 0 | 0 | 0 | 0 | 0 | 0 | 2 |

Single-Game Highs

Tackles - 3 (Twice, last vs. Jacksonville 1/1/17)
 Passes Defensed - 1 (Twice, last vs. Jacksonville 1/1/17)
 Special Teams Tackles - **2 (Three times, last at Atlanta (9/29/19))**

Playoff Single-Game Highs

Special Teams Tackles - 2 at Kansas City (11/12/19)

Additional Statistics

Special Teams Forced Fumbles - 1 (2017), 1 (2018)
 Postseason Special Teams Forced Fumbles - 1 (2018)



20 KAREEM ORR

CORNERBACK • 5'11" • 195 LBS • COLLEGE: CHATTANOOGA

ACQUIRED: FREE AGENT - 2019 • NFL EXPERIENCE (NFL/TITANS): ROOKIE

HOMETOWN: CHATTANOOGA, TENN.

GAMES PLAYED/GAMES STARTED: 2/0 (PLAYOFFS: 0/0)



PRO: The Titans originally signed Kareem Orr as a free agent on May 13, 2019 following a tryout at rookie minicamp. The 5-foot-11-inch, 195-pound cornerback appeared in 20 games with 18 starts over two seasons as Chattanooga and totaled 81 tackles, six tackles for loss, five interceptions, 13 passes defended, one forced fumble and three fumble recoveries. Orr played his first two seasons at Arizona State prior to transferring to Chattanooga, and was a consensus Freshman All-American after collecting six interceptions in 2015.

TITANS TIDBITS:

- Transferred to Chattanooga from Arizona State after his sophomore season because of the birth of his daughter, Scottie Jade.
- Orr is a big Liverpool fan and loves playing FIFA.

CAREER TRANSACTIONS:

- The Chattanooga, Tenn., native was signed by the Titans as a rookie free agent on May 13, 2019.
- Waived by the Titans on Aug. 31, 2019 and signed to the team's practice squad a day later.
- Signed by the Titans to their active roster from the practice squad on Oct. 26, 2019.
- Waived by the Titans on Oct. 28, 2019 and signed to the team's practice squad two days later.
- Signed by the Titans to their active roster from the practice squad on Nov. 26, 2019.
- Waived by the Titans on Dec. 14, 2019 and signed to the team's practice squad two days later.

SEASON RECAPS:

2019 (2/0): Saw action as a reserve in two games during his rookie campaign and collected nine tackles and a special teams stop. Did not play in one contest. Spent the first seven weeks on the Titans' practice squad before being elevated to the active roster in Week 8. Spent Weeks 9-12 on the practice squad before being signed to the active roster prior to Week 13. Spent the final five weeks, including all three postseason contests, on the Titans' practice squad. Tied for the team lead in special teams tackles once in 2019 (at OAK). Appeared in his first career NFL contest at Indianapolis (12/1/19).

- Against Tampa Bay (10/27), dressed but did not play.
- At Indianapolis (12/1), made his NFL debut as a reserve at cornerback and posted nine tackles.
- At Oakland (12/8), played as a reserve on special teams and tied for the

team lead with a special teams tackle on coverage units.

COLLEGE:

- As a senior (2018), started all 11 games and tallied a career-high 45 tackles. Posted 1.5 tackles for loss, four interceptions, a team-leading 10 passes defended and one fumble recovery. Earned First Team All-Southern Conference recognition by the league's coaches and media.
- As a junior (2017), transferred to Chattanooga from Arizona State after the 2016 season. Saw action in nine games with seven starts and tallied 36 tackles, 4.5 tackles for loss, one interception, three passes defended, one forced fumble and two fumble recoveries.
- As a sophomore (2016), played in 11 games at Arizona State and recorded 53 tackles, one tackle for loss, one interception and five passes defended.
- As a freshman (2015), appeared in 12 games and posted 38 tackles, 1.5 tackles for loss, six interceptions, two passes defended and one forced fumble. Was a consensus Freshman All-American after setting the program's freshman record and finished seventh nationally in interceptions.
- Majored in communications at Chattanooga.

PERSONAL:

- Attended Notre Dame (Chattanooga, Tenn.) High School where he was rated the No. 49 corner in the nation by 24/7 Sports, the No. 56 corner by Scout, the No. 57 corner by Rivals, and the No. 68 corner by ESPN.
- Also played soccer in high school.
- Son of Marion Orr.
- Follow Orr on Twitter @reemknows1.
- Follow Orr on Instagram @kareemorr1.
- Born Kareem Rasheed Orr on Jan. 2, 1997 in Chattanooga, Tenn.

KAREEM ORR'S DEFENSIVE GAME-BY-GAME

2019 Tennessee Titans

| Date | Opp | W/L | P/S | Tot Solo Asst | Sk | - Yds | QB | TFL | Int | - Yds | TD | PD | FF | FR | - Yds | SpT |
|---------|-------|-----|-----|---------------|----|-------|----|-----|-----|-------|----|----|----|----|-------|-----|
| Sept 8 | @ Cle | W | PS | | | | | | | | | | | | | |
| Sept 15 | Ind | L | PS | | | | | | | | | | | | | |
| Sept 19 | @ Jax | L | PS | | | | | | | | | | | | | |
| Sept 29 | @ Atl | W | PS | | | | | | | | | | | | | |
| Oct 6 | Buf | L | PS | | | | | | | | | | | | | |
| Oct 13 | @ Den | L | PS | | | | | | | | | | | | | |
| Oct 20 | LAC | W | PS | | | | | | | | | | | | | |
| Oct 27 | TB | W | DNP | | | | | | | | | | | | | |
| Nov 3 | @ Car | L | PS | | | | | | | | | | | | | |

| | | | | | | | | | | | | | | | | |
|---------------|-------|---|----|------------|------------|----------|----------|----------|------------|------------|----------|----------|----------|----------|----------|----------|
| Nov 10 | KC | W | PS | | | | | | | | | | | | | |
| Nov 24 | Jax | W | PS | | | | | | | | | | | | | |
| Dec 1 | @ Ind | W | p | 9 | 7 | 2 | 0.0 | 0.0 | 0 | 0 | 0 | 0 | 0 | 0 | 0 | 0 |
| Dec 8 | @ Oak | W | p | 0 | 0 | 0 | 0.0 | 0.0 | 0 | 0 | 0 | 0 | 0 | 0 | 0 | 1 |
| Dec 15 | Hou | | | | | | | | | | | | | | | |
| Dec 22 | NO | | | | | | | | | | | | | | | |
| Dec 29 | @ Hou | | | | | | | | | | | | | | | |
| Totals | | | | 8-5 | 2/0 | 9 | 7 | 2 | 0.0 | 0.0 | 0 | 0 | 0 | 0 | 0 | 1 |

KAREEM ORR'S NFL STATISTICS

| REGULAR SEASON | | TACKLES | | | | | | | | | | INTERCEPTIONS | | | | | FUMBLES | | | |
|----------------|-----------|---------|----|-----|------|------|-----|-----|-----|-----|--|---------------|-----|----|----|----|---------|----|-----|-----|
| Year | Team | GP | GS | Tot | Solo | Asst | Sk | Yds | QBP | TFL | | No | Yds | Lg | TD | PD | FF | FR | Yds | SpT |
| 2019 | Tennessee | 2 | 0 | 9 | 7 | 2 | 0.0 | 0.0 | 0 | 0 | | 0 | 0 | 0 | 0 | 0 | 0 | 0 | 0 | 1 |
| NFL Totals | | 2 | 0 | 9 | 7 | 2 | 0.0 | 0.0 | 0 | 0 | | 0 | 0 | 0 | 0 | 0 | 0 | 0 | 0 | 1 |

Single-Game Highs

Tackles - [9 at Indianapolis \(12/1/19\)](#)

Special Teams Tackles - [1 at Oakland \(12/8/19\)](#)



66 KEVIN PAMPHILE

GUARD/TACKLE • 6'5" • 315 LBS • COLLEGE: PURDUE

ACQUIRED: UNRESTRICTED FREE AGENT (TB) - 2018

NFL EXPERIENCE (NFL/TITANS): 6/2 • HOMETOWN: MIAMI, FLA.

GAMES PLAYED/GAMES STARTED: 56/35 (PLAYOFFS: 0/0)



PRO: The Titans signed Kevin Pamphile (pom-HEEL) during the 2018 free agency period to bring versatility, starting experience and competition to the offensive line. The 6-foot-5-inch, 315-pounder was originally selected by the Tampa Bay Buccaneers in the fifth round of the 2014 NFL Draft. The Purdue University product is a versatile player, having started contests at guard, tackle and as an extra tight end in his first four seasons with the Buccaneers.

CAREER HIGHLIGHTS:

- In his first season with the Titans in 2018, Pamphile played in three games with a start at right tackle and a start at left tackle before being placed on season-ending injured reserve.
- In his last two seasons in Tampa Bay (2016-17), Pamphile appeared in 30 games with 29 starts. He started 28 games at left guard and one contest at right tackle.
- In 2017, Pamphile played in all 16 games with 15 starts at left guard and was a part of a line that helped block for an offensive unit that produced 5,816 total yards, the third-most for a single season in team history.

TITANS TIDBITS:

- Pamphile has been active in sending school supplies and hygiene kits to students in his parents' homeland of Haiti. In February of 2017, he made his first trip to Haiti to donate goods and spend time with children and families battling challenging circumstances.
- In July 2017, Pamphile returned to Haiti to host a youth football camp for about 250 children.
- For his work in the Tampa area and in Haiti, Pamphile was the Buccaneers' 2016 winner of the Ed Block Courage Award.

CAREER TRANSACTIONS:

- A native of Miami, Fla., Pamphile was originally selected by the Tampa Bay Buccaneers in the fifth round (149th overall) of the 2014 NFL Draft.
- Signed by the Titans as an unrestricted free agent on March 29, 2018.

SEASON RECAPS:

2019 (0/0, 0/0 - Tennessee): Was inactive 15 games and did not play in another contest. Was inactive for all three postseason games.

- At Cleveland (9/8), was inactive.
- Against Indianapolis (9/15), was inactive.
- At Jacksonville (9/19), was inactive.
- At Atlanta (9/29), was inactive.
- Against Buffalo (10/6), was inactive.
- At Denver (10/13), was inactive.
- Against L.A. Chargers (10/20), was inactive.
- Against Tampa Bay (10/27), was inactive.
- At Carolina (11/3), was inactive.
- Against Kansas City (11/10), was inactive.
- Against Jacksonville (11/24), was inactive.
- At Indianapolis (12/1), was inactive.
- At Oakland (12/8), was inactive.
- Against Houston (12/15), was inactive.
- Against New Orleans (12/22), dressed but did not play.
- At Houston (12/29), was inactive.
- At New England (1/4), was inactive.
- At Baltimore (1/11), was inactive.
- At Kansas City (1/19), was inactive.

2018 (3/2 - Tennessee): Saw action in three games with two starts, one at

left tackle and one at right tackle, in his first season with the Titans. Placed on injured reserve on Sept. 25, 2018.

- At Miami (9/9), played as a reserve at left tackle in his Titans debut after Taylor Lewan left the contest in the third quarter with an injury. Was a member of an offensive front that did not allow a sack on 38 pass attempts.
- Against Houston (9/16), made his first career start at left tackle.
- At Jacksonville (9/23), started at right tackle and was a part of an offensive front that opened holes for Titans' rushers to gain 150 yards on the ground.

2017 (16/15 - Tampa Bay): Played in all 16 games with 15 starts at left guard. Member of an offensive front that helped amass 5,816 total yards, the third-most in a single season in team history and 38 touchdowns, the sixth-most in a single season in team history.

- Against Chicago (9/17), part of an offensive line that blocked for 117 rushing yards and did not allow any pass pressures in 35 pass attempts.
- At Arizona (10/15), started at left guard and was a part of an offensive line that helped block for 414 yards and only allow one sack and hurry in 49 pass blocking attempts.

2016 (14/14 - Tampa Bay): Started all 14 games in which he played - 13 games at left guard and one contest at right tackle. Was inactive for two games.

- At Atlanta (9/11), started at left guard as part of an offensive line that did not allow a sack.
- Against Los Angeles Rams (9/25), part of an offensive unit that totaled 472 yards of offense, the 10th-most in a single game in team history.
- At San Francisco (10/23), started and was part of an offensive line that helped the team total 513 total yards of offense, tied for the fourth-most in a single game in team history, including 249 rushing yards, the fourth-most in a single game in franchise history.
- Against Seattle (11/27), returned to action as part of an offensive line that blocked for 118 rushing yards and did not allow a sack against the Seahawks, who entered the game tied for the league lead in sacks.
- At New Orleans (12/24), with injuries to Demar Dotson and Gosder Cherilus, moved from left guard and started at right tackle.

2015 (16/2 - Tampa Bay): Appeared in all 16 games with two starts. Helped block for an offense that finished the season ranked fifth in the league in total offense (375.9 ypg) and fifth in rushing (134.9 ypg), while tying for the league lead in rushing average (4.8). Part of a unit that helped the offense to a franchise-record 6,014 net yards on the year, while also recording 2,162 rushing yards for the second-most in a single season in team history. Part of an offensive line that allowed only 27 sacks over the season, the third-fewest since 1983 when sacks became an official statistic.

- Against Jacksonville (10/11), recorded his first start of the season, serving as left guard for an injured Logan Mankins. Was part of a unit that helped Doug Martin rush for 123 yards with two rushing touchdowns against the Jaguars' No. 4-ranked run defense. The team's 183 rushing yards against Jacksonville are the most this season and tied for the most in the past two seasons (also vs. New Orleans, 12/28/14).
- Against New York Giants (11/8), started as a sixth offensive lineman. Helped the team to 136 rushing yards, marking the fifth consecutive game with at least 100 yards on the ground, the longest streak for the franchise since 2010 (seven games).
- At Philadelphia (11/22), helped the team to a historic 283 rushing yards, the most in team history, including 235 rushing yards for running back Doug Martin, marking the second-most single-game rushing yards for a player in team history. Part of a unit that aided in a collection of 216 yards in the first half, the most by an NFL team in a first half since 2006 (Jacksonville, 251

vs. Indianapolis,12/10/06).

- Against Atlanta (12/6), saw action as a reserve on the offensive front, where he helped the team to 166 rushing yards and 388 yards from scrimmage, marking the team's fifth game this season with at least 375 yards.

2014 (7/2 - Tampa Bay): Played in seven games with two starts as an extra tight end. Was inactive for nine games.

- At Cleveland (11/2), made his NFL and Buccaneers debut, seeing seven snaps on offense and five on special teams.
- Against Atlanta (11/9), saw time as a reserve at both right and left tackle.
- At Carolina (12/14), made his first career start as a tight end, logging 18 snaps on offense and three on special teams.
- Against New Orleans (12/28), played a season-high 45 snaps as a reserve on the offensive front.

COLLEGE:

- Played in 35 games at Purdue (2009-13), with 21 starts on the offensive line.
- As a senior (2013), started all 12 games at left tackle for the Boilermakers.
- As a junior (2012), played in all 13 games making nine starts. Was a part of an offensive line that helped block for a single-game school record 9.2 rushing average, with 392 rushing yards on 42 attempts against Eastern Michigan (9/15/12).
- As a sophomore (2011), made the switch from defense to offense in the fall, playing in four games.
- As a redshirt freshman (2010), played in six games on the defensive line.
- Redshirted in 2009.
- Majored in communications at Purdue.

PERSONAL:

- Attended Miami (Fla.) Central High School and in his only season as a prep football player registered 31 tackles and 12 sacks.
- Named All-Dade County and invited to play in the Nike South Florida All-Star Game following his senior season.
- Also played basketball, averaging 19 points and 10 rebounds per game as a junior and 20 points and 11 rebounds as a senior.
- Nicknamed 'Big Kev.'
- Follow Pamphile on Twitter at @KevinPamphile64.
- Follow Pamphile on Instagram at @kevin_pamphile64.
- Born Kevin Serge Pamphile on Nov. 27, 1990, in Miami, Fla.

KEVIN PAMPHILE'S NFL STATISTICS

REGULAR SEASON

| Year | Team | GP | GS |
|------------|-----------|----|----|
| 2014 | Tampa Bay | 7 | 2 |
| 2015 | Tampa Bay | 16 | 2 |
| 2016 | Tampa Bay | 14 | 14 |
| 2017 | Tampa Bay | 16 | 15 |
| 2018 | Tennessee | 3 | 2 |
| 2019 | Tennessee | 0 | 0 |
| NFL Totals | | 56 | 35 |

PLAYOFFS

| Year | Team | GP | GS |
|------------|-----------|----|----|
| 2019 | Tennessee | 0 | 0 |
| NFL Totals | | 0 | 0 |

Starts Breakdown:

2014 - TE 2; 2015 - LG 1, TE 1; 2016 - LG 13, RT 1; 2017 - LG 15; 2018 - LT 1, RT 1

Additional Career Statistics

Tackles - 3 (2016)



85 MyCOLE PRUITT

TIGHT END • 6'2" • 245 LBS • COLLEGE: SOUTHERN ILLINOIS

ACQUIRED: FREE AGENT - 2018 • NFL EXPERIENCE (NFL/TITANS): 4/2

HOMETOWN: SOUTH BEND, IND.

GAMES PLAYED/GAMES STARTED: 52/14 (PLAYOFFS: 4/2)



PRO: The Titans signed MyCole Pruitt from the Houston Texans' practice squad following Week 1 of the 2018 season to add competition and depth to the tight end position. The 6-foot-2-inch, 245-pounder appeared in 15 games with a start in his first season in Nashville and snared nine receptions for 102 yards with his first career touchdown. The Southern Illinois product was originally selected by the Minnesota Vikings in the fifth round of the 2015 NFL Draft and has also spent time with the Chicago Bears, Buffalo Bills and Houston Texans.

CAREER HIGHLIGHTS:

- In his first season with the Titans in 2018, Pruitt tallied nine catches for a career-best 102 yards with a touchdown.
- As a rookie in 2015, Pruitt saw action in all 16 games and grabbed 10 receptions for 89 yards.

TITANS TIDBITS:

- The name MyCole has a unique origin. Pruitt's mother's name is Colette. Cole means "people's victory" in Greek baby names. She named him MyCole for My-Victory. MyCole is his mother's victory.

CAREER TRANSACTIONS:

- The South Bend, Ind., native was originally selected by the Minnesota Vikings in the fifth round (143rd overall) of the 2015 NFL Draft.
- Waived by the Vikings on Nov. 8, 2016 and signed to the team's practice squad two days later.
- Signed by the Chicago Bears to their active roster from the Vikings' practice squad on Dec. 13, 2016.
- Waived by the Bears on Sept. 2, 2017.
- Signed by the Buffalo Bills to their practice squad on Sept. 4, 2017.
- Waived from the Bills practice squad on Sept. 14, 2017.
- Signed by the Houston Texans to their practice squad on Sept. 16, 2017.
- Signed by the Texans to their active roster from the practice squad on Dec. 5, 2017.
- Waived by the Texans on Sept. 2, 2018 and signed to the team's practice squad two days later.
- Signed by the Titans to their active roster from the Texans' practice squad on Sept. 10, 2018.

SEASON RECAPS:

2019 (16/10, 3/1 - Tennessee): Played in all 16 games with 10 starts at tight end and collected six receptions for 90 yards with a touchdown. Registered a special teams tackle on coverage units. Played in all three postseason contests with a start at tight end and notched four catches for 28 yards. Tied for the team lead in receptions once in 2019 (at NE). Tied for the team lead in special teams tackles once in 2019 (vs. BUF).

- At Cleveland (9/8), played as a reserve at tight end.
- Against Indianapolis (9/15), started at tight end.
- At Jacksonville (9/19), played as a reserve at tight end.
- At Atlanta (9/29), saw action as a reserve at tight end and helped open holes for Titans' ball carriers to gain 138 yards on the ground.
- Against Buffalo (10/6), started at tight end. Notched a special teams tackle on coverage units.
- At Denver (10/13), started at tight end.
- Against L.A. Chargers (10/20), started at tight end and helped the offense amass 403 total yards.
- Against Tampa Bay (10/27), started at tight end.
- At Carolina (11/3), started at tight end.
- Against Kansas City (11/10), started at tight end and helped open holes for Titans' rushers to gain 225 yards on the ground.

- Against Jacksonville (11/24), saw action as a reserve at tight end and snared one pass for 20 yards.
- At Indianapolis (12/1), played as a reserve at tight end.
- At Oakland (12/8), started at tight end and hauled in one pass for a career-long 42 yards. Set up a Titans touchdown by getting open down the seam and hauling in a 42-yard reception in the third stanza.
- Against Houston (12/15), started at tight end and helped open holes for Titans' rushers to gain 163 yards on the ground.
- Against New Orleans (12/22), started at tight end and caught two passes for 15 yards.
- At Houston (12/29), played as a reserve at tight end and caught two passes for 13 yards with a touchdown. Gave the Titans a 14-7 lead with a one-yard touchdown grab early in the second quarter.
- At New England (1/4), saw action as a reserve at tight end and tied for the team lead with two catches for four yards.
- At Baltimore (1/11), started at tight end and grabbed one pass for 15 yards.
- At Kansas City (1/19), played as a reserve at tight end and snared one pass for nine yards.

2018 (15/1 - Tennessee): Played in 15 games with one start at tight end in his first season with the Titans. Registered nine receptions for a career-best 102 yards with a touchdown. Joined the Titans in Week 2 from the Texans' practice squad. Registered his first career touchdown reception against Washington (12/22/18).

- At Indianapolis (11/18), played as a reserve at tight end and caught one pass for 19 yards. Set up the Titans' touchdown with an acrobatic 19-yard catch down to the Colts' one-yard line in the fourth quarter.
- At Houston (11/26), saw action as a reserve at tight end and caught one pass for 13 yards.
- Against N.Y. Jets (12/2), played as a reserve at tight end and caught one pass for four yards.
- Against Jacksonville (12/6), saw action as a reserve at tight end and snared one reception for nine yards.
- At N.Y. Giants (12/16), played as a reserve at tight end and hauled in one reception for two yards.
- Against Washington (12/22), started at tight end and snared two receptions for 29 yards with a touchdown. Kickstarted a Titans' scoring drive with a 27-yard catch over the middle late in the third quarter. Gave the Titans a 19-16 lead with his first career touchdown catch, a two-yard play-action reception for the winning score, in the final stanza.
- Against Indianapolis (12/30), played as a reserve at tight end and caught two passes for 26 yards.

2017 (1/0 - Houston): Saw action in one game as a reserve tight end. Was inactive for one contest before being placed on injured reserve on Dec. 19, 2017. Spent 10 weeks on the Texans' practice squad. Spent the first week on the Buffalo Bills' practice squad.

2016 (2/0 - Minnesota; 2/0 - Chicago): Appeared in two games as a reserve with the Vikings and caught one pass for seven yards. Was inactive for six games. Spent five weeks on the Vikings' practice squad before signing to the Bears' active roster. Saw action in two games as a reserve with the Bears and snared one reception for six yards. Was inactive for one contest.

- Against N.Y. Giants (10/3), caught one pass for a seven-yard gain as a member of the Vikings.
- At Minnesota (1/1), recorded one reception for six yards in the season finale as a member of the Bears.

2015 (16/3, 1/1 - Minnesota): Played in all 16 games as a rookie and logged three starts. Hauled in 10 receptions for 89 yards. Started his first career postseason game and amassed two receptions for 22 yards.

- At Arizona (12/10), tied a career-high two receptions for a career-high 36 receiving yards.

COLLEGE:

- Played four seasons (2011-14) at Southern Illinois and finished his career as the Missouri Valley Football Conference's all-time leader in career receptions (211), receiving yards (2,601) and receiving touchdowns (25) among tight ends. Named the best tight end in the history of the Missouri Valley Football Conference as part of the conference's 30-year anniversary.
- Named a consensus First-Team All-American following the 2013 and 2014 seasons. Was twice named the CFPA's FCS Tight End of the Year (2013, 2014).
- Holds the Southern Illinois career record with 221 receptions and the Southern Illinois single-season record with 81 receptions.
- As a senior (2014), named first-team All-American by the Associated Press, AFCA, ADA, The Sports Network and Walter Camp Foundation and was a first-team All-MVFC selection. Posted a school record and led the MVFC with 81 receptions. Had 13 touchdown receptions, including at least one in every MVFC game.
- As a junior (2013), started 10 games, but missed the final two games of the season after playing the second half against Missouri State with a broken leg. Led the MVFC and was third in the nation with 48 receptions by a tight end. Led the MVFC and was second in the nation with 601 receiving yards by a tight end. Finished third in the MVFC with 4.8 receptions per game.
- As a sophomore (2012), started all 11 games at tight end and led the team with 49 receptions, 577 receiving yards and four touchdown receptions.
- As a redshirt freshman (2011), started eight games, including the final seven games of the season and led the team in receptions, receiving yards and receiving touchdowns.
- Graduated in December 2014 from Southern Illinois with a bachelor's

degree in industrial technology.

PERSONAL:

- Attended Kirkwood (Mo.) High School and named all-conference three times as a defensive end and as a tight end as a senior.
- As a senior, caught 30 passes for 397 yards and six touchdowns and posted 50 tackles, 14 tackles for a loss and six sacks.
- His team advanced to the second round of the playoffs in his junior season, and went 10-1 and made the state playoffs during his sophomore year.
- Played volleyball, track and field and basketball in high school, leading his basketball team to a 2008-09 district title.
- Follow Pruitt on Twitter and on Instagram at @flyycole_x4.
- Born MyCole Pruitt on March 24, 1992 in South Bend, Ind.

MyCOLE PRUITT'S TITANS GAME-BY-GAME

| 2018 Tennessee Titans | | | | RECEIVING | | | | |
|-----------------------|-------|------------|-------------|-----------|------------|-------------|-----------|----------|
| Date | Opp. | W/L | P/S | No | Yds | Avg | Lg | TD |
| Sept 16 | Hou | W | p | 0 | 0 | - | 0 | 0 |
| Sept 23 | @ Jax | W | p | 0 | 0 | - | 0 | 0 |
| Sept 30 | Phi | W | p | 0 | 0 | - | 0 | 0 |
| Oct 7 | @ Buf | L | p | 0 | 0 | - | 0 | 0 |
| Oct 14 | Bal | L | p | 0 | 0 | - | 0 | 0 |
| Oct 21 | @ LAC | L | p | 0 | 0 | - | 0 | 0 |
| Nov 5 | @ Dal | W | p | 0 | 0 | - | 0 | 0 |
| Nov 11 | NE | W | p | 0 | 0 | - | 0 | 0 |
| Nov 18 | @ Ind | L | p | 1 | 19 | 19.0 | 19 | 0 |
| Nov 26 | @ Hou | L | p | 1 | 13 | 13.0 | 13 | 0 |
| Dec 2 | NYJ | W | p | 1 | 4 | 4.0 | 4 | 0 |
| Dec 6 | Jax | W | p | 1 | 9 | 9.0 | 9 | 0 |
| Dec 16 | @ NYG | W | p | 1 | 2 | 2.0 | 2 | 0 |
| Dec 22 | Was | W | S | 2 | 29 | 14.5 | 27 | 1 |
| Dec 30 | Ind | L | p | 2 | 26 | 13.0 | 17 | 0 |
| Totals | | 9-6 | 15/1 | 9 | 102 | 11.3 | 27 | 1 |

| 2019 Tennessee Titans | | | | RECEIVING | | | | |
|-----------------------|-------|------------|--------------|-----------|-----------|-------------|-----------|----------|
| Date | Opp. | W/L | P/S | No | Yds | Avg | Lg | TD |
| Sept 8 | @ Cle | W | p | 0 | 0 | - | 0 | 0 |
| Sept 15 | Ind | L | S | 0 | 0 | - | 0 | 0 |
| Sept 19 | @ Jax | L | p | 0 | 0 | - | 0 | 0 |
| Sept 29 | @ Atl | W | p | 0 | 0 | - | 0 | 0 |
| Oct 6 | Buf | L | S | 0 | 0 | - | 0 | 0 |
| Oct 13 | @ Den | L | S | 0 | 0 | - | 0 | 0 |
| Oct 20 | LAC | W | S | 0 | 0 | - | 0 | 0 |
| Oct 27 | TB | W | S | 0 | 0 | - | 0 | 0 |
| Nov 3 | @ Car | L | S | 0 | 0 | - | 0 | 0 |
| Nov 10 | KC | W | S | 0 | 0 | - | 0 | 0 |
| Nov 24 | Jax | W | p | 1 | 20 | 20.0 | 20 | 0 |
| Dec 1 | @ Ind | W | p | 0 | 0 | - | 0 | 0 |
| Dec 8 | @ Oak | W | S | 1 | 42 | 42.0 | 42 | 0 |
| Dec 15 | Hou | L | S | 0 | 0 | - | 0 | 0 |
| Dec 22 | NO | L | S | 2 | 15 | 7.5 | 10 | 0 |
| Dec 29 | @ Hou | W | p | 2 | 13 | 6.5 | 12 | 1 |
| Totals | | 9-7 | 16/10 | 6 | 90 | 15.0 | 42 | 1 |
| Playoffs | | | | | | | | |
| Jan 4 | @ NE | W | p | 2 | 4 | 2.0 | 4 | 0 |
| Jan 11 | @ Bal | W | S | 1 | 15 | 15.0 | 15 | 0 |
| Jan 19 | @ KC | L | p | 1 | 9 | 9.0 | 9 | 0 |
| Totals | | 2-1 | 3/1 | 4 | 28 | 7.0 | 15 | 0 |

MyCOLE PRUITT'S NFL STATISTICS

REGULAR SEASON

| Year | Team | REGULAR SEASON | | RECEIVING | | | | | RUSHING | | | | |
|------------|-----------|----------------|----|-----------|-----|------|----|----|---------|-----|-----|----|----|
| | | GP | GS | No | Yds | Avg | Lg | TD | Att | Yds | Avg | Lg | TD |
| 2015 | Minnesota | 16 | 3 | 10 | 89 | 8.9 | 32 | 0 | 0 | 0 | - | 0 | 0 |
| 2016 | MIN/CHI | 4 | 0 | 2 | 13 | 6.5 | 7 | 0 | 0 | 0 | - | 0 | 0 |
| 2017 | Houston | 1 | 0 | 0 | 0 | - | 0 | 0 | 0 | 0 | - | 0 | 0 |
| 2018 | Tennessee | 15 | 1 | 9 | 102 | 11.3 | 27 | 1 | 0 | 0 | - | 0 | 0 |
| 2019 | Tennessee | 16 | 10 | 6 | 90 | 15.0 | 42 | 1 | 0 | 0 | - | 0 | 0 |
| NFL Totals | | 52 | 14 | 27 | 294 | 10.9 | 42 | 2 | 0 | 0 | - | 0 | 0 |

PLAYOFFS

| Year | Team | PLAYOFFS | | RECEIVING | | | | | RUSHING | | | | |
|------------|-----------|----------|----|-----------|-----|------|----|----|---------|-----|-----|----|----|
| | | GP | GS | No | Yds | Avg | Lg | TD | Att | Yds | Avg | Lg | TD |
| 2015 | Minnesota | 1 | 1 | 2 | 22 | 11.0 | 18 | 0 | 0 | 0 | - | 0 | 0 |
| 2019 | Tennessee | 3 | 1 | 4 | 28 | 7.0 | 15 | 0 | 0 | 0 | - | 0 | 0 |
| NFL Totals | | 4 | 2 | 6 | 50 | 8.3 | 18 | 0 | 0 | 0 | - | 0 | 0 |

Single-Game Highs


Receptions - **2** (Seven times, at Houston 12/29/19)
 Receiving Yards - **42** at Oakland (12/8/19)
 Long Reception - **42** at Oakland (12/8/19)
 Touchdowns - **1** (Twice, last at Houston 12/29/19)

Playoff Single-Game Highs

Receptions - **2** (Twice, last at New England 1/4/20)
 Receiving Yards - 22 vs. Seattle (1/10/16)
 Long Reception - 18 vs. Seattle (1/10/16)

Additional Statistics

Special Teams Tackles - 1 (2015), 1 (2016), **1** (2019)
 Kickoff Returns - 1 for 12 yards (2015)



72 DAVID QUESSENBERY

OFFENSIVE LINEMAN • 6'5" • 310 LBS • COLLEGE: SAN JOSE STATE
ACQUIRED: FREE AGENT - 2018 • NFL EXPERIENCE (NFL/TITANS): 2/1
HOMETOWN: LA JOLLA, CALIF.
GAMES PLAYED/GAMES STARTED: 6/0 (PLAYOFFS: 0/0)



PRO: The Titans signed offensive lineman David Quessenberry to the practice squad during Week 2 of the 2018 season and re-signed him at the conclusion of the season. The 6-foot-5-inch, 305-pounder was originally drafted by the Houston Texans in the sixth round (176th overall) of the 2013 NFL Draft. He spent his rookie season on injured reserve, and spent the 2014-16 seasons on reserve/non-football illness list after being diagnosed with non-Hodgkin's lymphoma in June 2014. He was medically cleared and returned to action in 2017 as a member of the Texans practice squad. He was signed to the active roster on Dec. 19, 2017 and appeared in two contests for Houston.

TITANS TIDBITS:

- Quessenberry was diagnosed with non-Hodgkin's lymphoma in June 2014. He returned to Houston's practice squad in 2017 and made his NFL debut in Week 16 of the 2017 season.
- Named the Professional Football Writers of America's 2017 George Halas Award, given to a player, coach or staff member in the NFL who overcomes adversity to succeed.
- His father, David Sr., graduated from the Naval Academy in 1980 where he played football for the Midshipmen.
- His younger brother, Paul, played defensive end and linebacker for Navy.
- His youngest brother, Scott, was an offensive lineman at UCLA and currently plays for the Los Angeles Chargers.

CAREER TRANSACTIONS:

- The La Jolla, Calif., native was selected by the Houston Texans in the sixth round (176th overall) of the 2013 NFL Draft.
- Placed on reserve/non-football illness list on Aug. 25, 2014.
- Placed on reserve/non-football illness list on Sept. 1, 2015.
- Placed on reserve/non-football illness list on May 31, 2016.
- Reinstated by the Texans on Feb. 7, 2017.
- Waived by the Texans on Sept. 2, 2017 and added to the team's practice squad a day later.
- Signed to the Texans active roster off of the practice squad on Dec. 19, 2017.
- Waived by the Texans on Sept. 1, 2018.
- Signed by the Titans to the practice squad on Sept. 11, 2018.

SEASON RECAPS:

- 2019 (4/0 - Tennessee):** Played in a career-high four games as a reserve and snared a touchdown reception. Was inactive for one contest. Spent the final 14 weeks, including all three postseason contests, on the Titans' practice squad.
- At Cleveland (9/8), made his Titans debut as a reserve on special teams.
 - Against Indianapolis (9/15), played as a reserve and hauled in his first career touchdown reception. Evened the score at 7-7 with his first career reception, a one-yard touchdown catch, on the first play of the second quarter.
 - At Jacksonville (9/19), saw limited action as a reserve as an extra tight end.
 - At Atlanta (9/29), played as a reserve on special teams and as an extra tight end.
 - Against Buffalo (10/6), was inactive.

2018 (0/0 - Tennessee): Spent the final 15 games of the season with the Titans on the practice squad.

2017 (2/0- Houston): Spent majority of the season on the practice squad

before being signed to the active roster Week 16. Appeared in the final two contests.

- Against Pittsburgh (12/25), made his NFL debut three years after being diagnosed with lymphoma and served as a team captain.
- At Indianapolis (12/31), saw action as an extra tackle and on special teams.

2016 (0/0- Houston): Spent the entire season on the reserve/non-football illness list.

2015 (0/0- Houston): Spent the entire season on the reserve/non-football illness list.

2014 (0/0- Houston): Spent the entire season on the reserve/non-football illness list.

2013 (0/0- Houston): Was inactive for the season opener at San Diego (9/9) before being placed on injured reserve Sept. 10.

COLLEGE:

- In four seasons at San Jose State (2009-12), Quessenberry appeared in 49 games, starting the final 37 contests he appeared in at left tackle.
- As a senior (2012), started all 12 games at left tackle and earned All-Western Athletic Conference first-team honors. Became the first offensive lineman in program history to play in the Senior Bowl after recording 32 touchdown-resulting blocks. Named a finalist for the Burlsworth Trophy, given to the top FBS player that began his career as a non-scholarship player.
- As a junior (2011), started all 12 games at left tackle and earned second-team All-WAC honors as a junior.
- As a sophomore (2010), started all 13 games after taking over left tackle duties. Also contributed on special teams as a punt protector and lineman on kick-scoring tries. Placed on scholarship prior to the beginning of the season after walking on as a freshman.
- As a redshirt freshman (2009), played in all 12 games as a reserve offensive tackle and extra tight end.
- As a freshman (2008), redshirted.
- Graduated from San Jose State in December 2012 with a degree in history.

PERSONAL:

- Attended La Costa Canyon (Calif.) High School where he helped lead the Mavericks to a 7-4 record as a senior.
- As a junior, the 6-foot-3 inch, 190-pounder helped the Mavericks reach a 9-3 record. He grew two inches and added 35 pounds to his frame following his junior season.
- Also lettered in lacrosse.
- Follow Quessenberry on Twitter and Instagram at @davidqberry.
- Born David Quessenberry on Aug. 24, 1990 in La Jolla, Calif.

DAVID QUESSENBERRY'S NFL STATISTICS

REGULAR SEASON

| Year | Team | GP | GS |
|------------|-----------|----|----|
| 2017 | Houston | 2 | 0 |
| 2019 | Tennessee | 4 | 0 |
| NFL Totals | | 6 | 0 |

Starts Breakdown:

Additional Career Statistics

Receptions - **1-yard touchdown** (vs. Indianapolis 9/15/19)



14 KALIF RAYMOND

WIDE RECEIVER • 5'8" • 182 LBS • COLLEGE: HOLY CROSS

ACQUIRED: FREE AGENT - 2018 • NFL EXPERIENCE (NFL/TITANS): 2/1

HOMETOWN: LAWRENCEVILLE, GA.

GAMES PLAYED/GAMES STARTED: 20/1 (PLAYOFFS: 2/0)



PRO: The Titans signed Kalif Raymond to the practice squad during Week 17 of the 2018 season to add speed to the receiving corps as well as return ability. The 5-foot-8-inch, 182-pounder was originally signed by the Denver Broncos as an undrafted free agent following the 2016 NFL Draft and appeared in four games as a rookie. The Lawrenceville, Ga., native also spent Weeks 4-5 of the 2018 season on the Titans practice squad, and has spent time with the New York Jets and New York Giants.

CAREER HIGHLIGHTS:

- In 2017, appeared in a career-high eight games for both the New York Jets (2), and New York Giants (6). He returned 18 punts for 99 yards, and returned 14 kickoffs for 271 yards on the season.
- In 2016, made his NFL debut with the Denver Broncos and appeared in four contests as a rookie. Returned 11 punts for 111 yards, as well as six kickoffs for 137 yards.

TITANS TIDBITS:

- Raymond was a dual-sport collegiate athlete, competing in football as well as track and field during his senior season at Holy Cross. He placed second in the 100-meter dash at the 2015 New England Outdoor Championship with a time of 10.71 seconds.

CAREER TRANSACTIONS:

- The Lawrenceville, Ga., native originally signed with the Denver Broncos as a rookie free agent following the 2016 NFL Draft.
- Waived by the Broncos on Sept. 4, 2016 and signed to the practice squad a day later.
- Signed to the Broncos active roster off of the practice squad on Dec. 2, 2016.
- Waived by the Broncos on Sept. 2, 2017.
- Claimed by the New York Jets off waivers from the Broncos on Sept. 3, 2017.
- Waived by the Jets on Sept. 20, 2017 and signed to the practice squad a day later.
- Waived by the Jets on Sept. 27, 2017.
- Signed by the New York Giants on Oct. 11, 2017 to the team's practice squad.
- Waived by the Giants on Oct. 31, 2017 and was signed to the practice squad a day later.
- Signed to the Giants active roster off of the practice squad on Nov. 14, 2017.
- Waived by the Giants on Sept. 2, 2018.
- Signed by the Titans to the team's practice squad on Sept. 25, 2018.
- Waived by the Titans on Oct. 2, 2018.
- Signed by the Giants to the team's practice squad on Oct. 16, 2018.
- Waived by the Giants on Oct. 18, 2018.
- Signed by the Titans to the team's practice squad on Dec. 24, 2018.
- Waived by the Titans on Sept. 7, 2019 and was signed to the team's practice squad two days later.
- Signed by the Titans to their active roster from the practice squad on Oct. 26, 2019.

SEASON RECAPS:

2019 (8/1, 2/0 - Tennessee): Played in eight games with a start at wide receiver and posted career-highs with nine receptions, 170 receiving yards and a touchdown. Returned a team-high 18 kickoffs for a team-best 403 yards. Also returned four punts for 45 yards. Collected four special teams

tackles on coverage units. Was inactive for the regular season finale. Spent six weeks on the Titans' practice squad before being elevated to the active roster on Oct. 26. Appeared in two postseason contests and grabbed a 45-yard touchdown reception. Returned four kickoffs for 68 yards and one punt for nine yards. Was inactive for the wild card playoff game. Led the team in receiving yards twice in 2019 (vs. KC, at BAL). Tied for the team lead in special teams tackles twice in 2019 (vs. KC, at OAK). Made his first career start and collected his first career touchdown reception at Indianapolis (12/1/19).

- Against Tampa Bay (10/27), saw his first action of the season as the kickoff returner and brought back one kickoff for 45 yards.
- At Carolina (11/3), returned three kickoffs for 69 yards and snared a career-high two passes for a career-best 19 yards. Registered a special teams tackle on coverage units.
- Against Kansas City (11/10), saw action as a reserve at wide receiver and snared one reception for 52 yards. Returned three kickoffs for 46 yards. Kickstarted the Titans' initial scoring drive with a diving 52-yard catch to the Kansas City 21-yard line in the second quarter. Collected a special teams tackle on coverage units.
- Against Jacksonville (11/24), played as a reserve at wide receiver and snared one pass for 14 yards. Returned one kickoff for 34 yards.
- At Indianapolis (12/1), made his first career start at wide receiver and hauled in a 40-yard touchdown pass. Sealed the victory with a diving 40-yard touchdown catch on third-and-six late in the fourth quarter.
- At Oakland (12/8), played as a reserve at wide receiver and snared one catch for 11 yards. Kept the Titans' final touchdown drive alive with a 11-yard reception on third-and-four in the third quarter. Tied for the team lead with a special teams tackle on coverage units.
- Against Houston (12/15), returned three kickoffs for 55 yards and one punt for eight yards. Hauled in one reception for two yards.
- Against New Orleans (12/22), played as a reserve at wide receiver and caught two passes for 32 yards. Returned four kickoffs for 83 yards and three punts for 37 yards. Registered a special teams tackle on coverage units.
- At Houston (12/29), was inactive.
- At New England (1/4), was inactive.
- At Baltimore (1/11), made his playoff debut as a reserve at wide receiver and snared a 45-yard touchdown on his first career postseason catch. Returned one kickoff for seven yards with the hands team on the field. Increased the Titans lead to 7-0 with a leaping 45-yard touchdown grab early in the second quarter.
- At Kansas City (1/19), saw action as a reserve at wide receiver and as a return specialist. Brought back three kickoffs for 61 yards and one punt for nine yards.

2018 (0/0 - New York Giants; 0/0 - Tennessee): Spent time on the practice squads of the Giants and Titans.

2017 (2/0 - New York Jets; 6/0 - New York Giants): Appeared in a career-high eight games for both the New York Jets (2), and New York Giants (6). Caught one pass for 12 yards. Returned 18 punts for 99 yards and returned 14 kickoffs for 271 yards.

- Against Kansas City (11/19), made his first NFL reception for 12 yards. Also returned two punts for eight yards and one kickoff for six yards as a member of the Giants.

2016 (4/0 - Denver): Spent the first 11 weeks of the season on the practice squad before being signed to the active roster and appearing in four games as a rookie. Returned 11 punts for 111 yards and a 10.1-yard average, as

well as six kickoffs for 137 yards and a 22.8-yard average.

- At Kansas City (12/25), returned four kickoffs for 113 yards and a long of 40. Averaged 28.3 yards per return.

COLLEGE:

- Appeared in 40 games with 23 starts over four seasons (2012-15) as a wide receiver and return specialist for Holy Cross. Totaled 155 receptions for 1,683 yards and 14 touchdowns. Also returned 62 punts for 464 yards and a score as well as 80 kickoffs for 1,809 yards and two touchdowns.
- As a senior (2015), played in all 11 games and made nine starts. Caught 74 passes for 978 yards and nine touchdowns. Earned first-team All-Patriot league honors as both a wide receiver and a return specialist.
- As a junior (2014), appeared in and started nine contests and totaled 38 receptions for 305 yards and two scores. His receptions ranked eighth in the Patriot League. Also returned 13 punts for 121 yards and eight kickoffs for 149 yards. Finished the season 24th in the nation in punt returns and 92nd in receptions.
- As a sophomore (2013), saw action in 10 games and started five. Posted 42 catches for 400 yards and three touchdowns and added 16 carries for 67 yards and a score. Ranked third on the team in receptions. Tallied a team-leading 26 kickoff returns for 548 yards and also returned nine punts for 32 yards. Finished the season with a team-best 1,047 all-purpose yards which also ranked sixth in the Patriot League and 72nd in the nation.
- As a freshman (2012), played in 10 games and returned 32 kickoffs for

777 yards (24.3 average) and one touchdown as well as 19 punts for 101 yards (5.3 average). Ranked first in the league in kickoff returns, seventh in punt returns, and eighth in all-purpose yards. Also ranked 35th in the nation in kickoff returns and 51st in punt returns. Earned first-team All-Patriot League honors and All-Eastern College Athletic Conference honors. Named to the New England Football Writers All-Star team and the College Sports Journal National All-Freshman team.

PERSONAL:

- Attended Greater Atlanta Christian (Ga.) High School where he caught 30 passes for 511 yards (17.0 average) and nine touchdowns during his high school career.
- Son of Eric Raymond and Kim Ly.
- Has four brothers, Mason, Cornelius, Antonio and Kedar, and three sisters, Sydea, Madison and Ericca.
- Follow Raymond on Twitter and Instagram at @kalifraymond7.
- Born Kalif Raymond on Aug. 8, 1994 in Lawrenceville, Ga.

KALIF RAYMOND'S OFFENSIVE GAME-BY-GAME

| 2016 Denver Broncos | | RECEIVING | | | | | | | RUSHING | | | | |
|---------------------|-------|-----------|-----|----|-----|-----|----|----|---------|-----|-----|----|----|
| Date | Opp | W/L | P/S | No | Yds | Avg | Lg | TD | Att | Yds | Avg | Lg | TD |
| Sept 8 | Car | W | PS | | | | | | | | | | |
| Sept 18 | Ind | W | PS | | | | | | | | | | |
| Sept 25 | @ Cin | W | PS | | | | | | | | | | |
| Oct 2 | @ TB | W | PS | | | | | | | | | | |
| Oct 9 | Atl | L | PS | | | | | | | | | | |
| Oct 13 | @ SD | L | PS | | | | | | | | | | |
| Oct 24 | Hou | W | PS | | | | | | | | | | |
| Oct 30 | SD | W | PS | | | | | | | | | | |
| Nov 6 | @ Oak | L | PS | | | | | | | | | | |
| Nov 13 | @ NO | W | PS | | | | | | | | | | |
| Nov 27 | KC | L | PS | | | | | | | | | | |
| Dec 4 | @ Jax | W | p | 0 | 0 | - | 0 | 0 | 0 | 0 | - | 0 | 0 |
| Dec 11 | @ Ten | L | p | 0 | 0 | - | 0 | 0 | 0 | 0 | - | 0 | 0 |
| Dec 18 | NE | L | IA | | | | | | | | | | |
| Dec 25 | @ KC | L | p | 0 | 0 | - | 0 | 0 | 0 | 0 | - | 0 | 0 |
| Jan 1 | Oak | W | p | 0 | 0 | - | 0 | 0 | 0 | 0 | - | 0 | 0 |
| Totals | | 9-7 | 4/0 | 0 | 0 | - | 0 | 0 | 0 | 0 | - | 0 | 0 |

| 2017 N.Y. Jets/N.Y. Giants | | RECEIVING | | | | | | | RUSHING | | | | |
|--|-------|-----------|-----|----|-----|------|----|----|---------|-----|------|----|----|
| Date | Opp | W/L | P/S | No | Yds | Avg | Lg | TD | Att | Yds | Avg | Lg | TD |
| Sept 10 | @ Buf | L | p | 0 | 0 | - | - | 0 | 0 | 0 | - | 0 | 0 |
| Sept 17 | @ Oak | L | p | 0 | 0 | - | - | 0 | 0 | 0 | - | 0 | 0 |
| Sept 24 | Mia | W | PS | | | | | | | | | | |
| Signed by the Giants to the team's practice squad on Oct. 11 | | | | | | | | | | | | | |
| Oct 15 | @ Den | W | PS | | | | | | | | | | |
| Oct 22 | Sea | L | PS | | | | | | | | | | |
| Nov 5 | LAR | L | PS | | | | | | | | | | |
| Nov 12 | @ SF | L | PS | | | | | | | | | | |
| Nov 19 | KC | W | p | 1 | 12 | 12.0 | 12 | 0 | 1 | -1 | -1.0 | -1 | 0 |

| 2019 Tennessee Titans | | RECEIVING | | | | | | | RUSHING | | | | |
|-----------------------|-------|-----------|-----|----|-----|------|----|----|---------|-----|------|----|----|
| Date | Opp | W/L | P/S | No | Yds | Avg | Lg | TD | Att | Yds | Avg | Lg | TD |
| Nov 23 | @ Was | L | p | 0 | 0 | - | 0 | 0 | 0 | 0 | - | 0 | 0 |
| Dec 3 | @ Oak | L | p | 0 | 0 | - | 0 | 0 | 0 | 0 | - | 0 | 0 |
| Dec 10 | Dal | L | p | 0 | 0 | - | 0 | 0 | 0 | 0 | - | 0 | 0 |
| Dec 17 | Phi | L | p | 0 | 0 | - | 0 | 0 | 0 | 0 | - | 0 | 0 |
| Dec 24 | @ Ari | L | IA | | | | | | | | | | |
| Dec 31 | Was | W | p | 0 | 0 | - | 0 | 0 | 0 | 0 | - | 0 | 0 |
| Totals | | 4-10 | 8/0 | 1 | 12 | 12.0 | 12 | 0 | 1 | -1 | -1.0 | -1 | 0 |

| 2019 Tennessee Titans | | RECEIVING | | | | | | | RUSHING | | | | |
|-----------------------|-------|-----------|-----|----|-----|------|-----|----|---------|-----|------|----|----|
| Date | Opp | W/L | P/S | No | Yds | Avg | Lg | TD | Att | Yds | Avg | Lg | TD |
| Sept 8 | @ Cle | W | PS | | | | | | | | | | |
| Sept 15 | Ind | L | PS | | | | | | | | | | |
| Sept 19 | @ Jax | L | PS | | | | | | | | | | |
| Sept 29 | @ Atl | W | PS | | | | | | | | | | |
| Oct 6 | Buf | L | PS | | | | | | | | | | |
| Oct 13 | @ Den | L | PS | | | | | | | | | | |
| Oct 20 | LAC | W | PS | | | | | | | | | | |
| Oct 27 | TB | W | p | 0 | 0 | - | - | 0 | 0 | 0 | - | 0 | 0 |
| Nov 3 | @ Car | L | p | 2 | 19 | 9.5 | 14 | 0 | 0 | 0 | - | 0 | 0 |
| Nov 10 | KC | W | p | 1 | 52 | 52.0 | 52 | 0 | 0 | 0 | - | 0 | 0 |
| Nov 24 | Jax | W | p | 1 | 14 | 14.0 | 14 | 0 | 1 | -5 | -5.0 | -5 | 0 |
| Dec 1 | @ Ind | W | S | 1 | 40 | 40.0 | 40t | 1 | 0 | 0 | - | 0 | 0 |
| Dec 8 | @ Oak | W | p | 1 | 11 | 11.0 | 11 | 0 | 0 | 0 | - | 0 | 0 |
| Dec 15 | Hou | L | p | 1 | 2 | 2.0 | 2 | 0 | 0 | 0 | - | 0 | 0 |
| Dec 22 | NO | L | p | 2 | 32 | 16.0 | 23 | 0 | 0 | 0 | - | 0 | 0 |
| Dec 29 | @ Hou | W | IA | | | | | | | | | | |
| Totals | | 9-7 | 8/1 | 9 | 170 | 18.9 | 52 | 1 | 1 | -5 | -5.0 | -5 | 0 |
| Playoffs | | | | | | | | | | | | | |
| Jan 4 | @ NE | W | IA | | | | | | | | | | |
| Jan 11 | @ Bal | W | p | 1 | 45 | 45.0 | 45t | 1 | 0 | 0 | - | 0 | 0 |
| Jan 19 | @ KC | L | p | 0 | 0 | - | 0 | 0 | 0 | 0 | - | 0 | 0 |
| Totals | | 2-1 | 2/0 | 1 | 45 | 45.0 | 45t | 1 | 0 | 0 | - | 0 | 0 |

KALIF RAYMOND'S RETURN GAME-BY-GAME

2016 Denver Broncos

| Date | Opp | W-L | P/S | No | FC | Yds | Avg | Lg | TD | No | Yds | Avg | Lg | TD |
|---------|-------|-----|-----|----|----|-----|------|----|----|----|-----|------|----|----|
| Sept 8 | Car | W | PS | | | | | | | | | | | |
| Sept 18 | Ind | W | PS | | | | | | | | | | | |
| Sept 25 | @ Cin | W | PS | | | | | | | | | | | |
| Oct 2 | @ TB | W | PS | | | | | | | | | | | |
| Oct 9 | Atl | L | PS | | | | | | | | | | | |
| Oct 13 | @ SD | L | PS | | | | | | | | | | | |
| Oct 24 | Hou | W | PS | | | | | | | | | | | |
| Oct 30 | SD | W | PS | | | | | | | | | | | |
| Nov 6 | @ Oak | L | PS | | | | | | | | | | | |
| Nov 13 | @ NO | W | PS | | | | | | | | | | | |
| Nov 27 | KC | L | PS | | | | | | | | | | | |
| Dec 4 | @ Jax | W | p | 4 | 3 | 40 | 10.0 | 22 | 0 | 0 | 0 | - | - | 0 |
| Dec 11 | @ Ten | L | p | 2 | 2 | 21 | 10.5 | 21 | 0 | 0 | 0 | - | - | 0 |
| Dec 18 | NE | L | IA | | | | | | | | | | | |
| Dec 25 | @ KC | L | p | 1 | 2 | 0 | 0.0 | 0 | 0 | 4 | 113 | 28.3 | 40 | 0 |
| Jan 1 | Oak | W | p | 4 | 2 | 50 | 12.5 | 25 | 0 | 2 | 24 | 12.0 | 12 | 0 |
| Totals | | 9-7 | 4/0 | 11 | 9 | 111 | 10.1 | 25 | 0 | 6 | 137 | 22.8 | 40 | 0 |

2017 N.Y. Jets/N.Y. Giantts

| Date | Opp | W-L | P/S | No | FC | Yds | Avg | Lg | TD | No | Yds | Avg | Lg | TD |
|--|-------|-----|-----|----|----|-----|-----|----|----|----|-----|------|----|----|
| Sept 10 | @ Buf | L | p | 3 | 2 | 27 | 9.0 | 25 | 0 | 2 | 45 | 22.5 | 25 | 0 |
| Sept 17 | @ Oak | L | p | 2 | 1 | 11 | 5.5 | 11 | 0 | 1 | 40 | 40.0 | 40 | 0 |
| Sept 24 | Mia | W | PS | | | | | | | | | | | |
| Signed by the Giants to the team's practice squad on Oct. 11 | | | | | | | | | | | | | | |
| Oct 15 | @ Den | W | PS | | | | | | | | | | | |
| Oct 22 | Sea | L | PS | | | | | | | | | | | |
| Nov 5 | LAR | L | PS | | | | | | | | | | | |
| Nov 12 | @ SF | L | PS | | | | | | | | | | | |
| Nov 19 | KC | W | p | 2 | 1 | 8 | 4.0 | 8 | 0 | 1 | 6 | 6.0 | 6 | 0 |

| | | | | | | | | | | | | | | |
|---------------|-------|-------------|------------|-----------|----------|-----------|------------|-----------|----------|-----------|------------|-------------|-----------|----------|
| Nov 23 | @ Was | L | p | 2 | 2 | 8 | 4.0 | 8 | 0 | 0 | 0 | - | - | 0 |
| Dec 3 | @ Oak | L | p | 2 | 0 | 10 | 5.0 | 8 | 0 | 2 | 32 | 16.0 | 18 | 0 |
| Dec 10 | Dal | L | p | 1 | 0 | -3 | -3.0 | -3 | 0 | 3 | 48 | 16.0 | 18 | 0 |
| Dec 17 | Phi | L | p | 1 | 0 | 7 | 7.0 | 7 | 0 | 5 | 100 | 20.0 | 24 | 0 |
| Dec 24 | @ Ari | L | IA | | | | | | | | | | | |
| Dec 31 | Was | W | p | 5 | 3 | 31 | 6.2 | 17 | 0 | 0 | 0 | - | - | 0 |
| Totals | | 4-10 | 8/0 | 18 | 9 | 99 | 5.5 | 25 | 0 | 14 | 271 | 19.4 | 40 | 0 |

2019 Tennessee Titans

| Date | Opp | W-L | P/S | No | FC | Yds | Avg | Lg | TD | No | Yds | Avg | Lg | TD |
|----------|-------|-----|-----|----|----|-----|------|----|----|----|-----|------|----|----|
| Sept 8 | @ Cle | W | PS | | | | | | | | | | | |
| Sept 15 | Ind | L | PS | | | | | | | | | | | |
| Sept 19 | @ Jax | L | PS | | | | | | | | | | | |
| Sept 29 | @ Atl | W | PS | | | | | | | | | | | |
| Oct 6 | Buf | L | PS | | | | | | | | | | | |
| Oct 13 | @ Den | L | PS | | | | | | | | | | | |
| Oct 20 | LAC | W | PS | | | | | | | | | | | |
| Oct 27 | TB | W | p | 0 | 0 | 0 | - | 0 | 0 | 1 | 45 | 45.0 | 45 | 0 |
| Nov 3 | @ Car | L | p | 0 | 0 | 0 | - | 0 | 0 | 3 | 69 | 23.0 | 32 | 0 |
| Nov 10 | KC | W | p | 0 | 0 | 0 | - | 0 | 0 | 3 | 46 | 15.3 | 19 | 0 |
| Nov 24 | Jax | W | p | 0 | 0 | 0 | - | 0 | 0 | 1 | 34 | 34.0 | 34 | 0 |
| Dec 1 | @ Ind | W | S | 0 | 1 | 0 | - | 0 | 0 | 0 | 0 | - | 0 | 0 |
| Dec 8 | @ Oak | W | p | 0 | 3 | 0 | - | 0 | 0 | 3 | 71 | 23.7 | 26 | 0 |
| Dec 15 | Hou | L | p | 1 | 1 | 8 | 8.0 | 8 | 0 | 3 | 55 | 18.3 | 24 | 0 |
| Dec 22 | NO | L | p | 3 | 2 | 37 | 12.3 | 14 | 0 | 4 | 83 | 20.8 | 26 | 0 |
| Dec 29 | @ Hou | W | IA | | | | | | | | | | | |
| Totals | | 9-7 | 8/1 | 4 | 7 | 45 | 11.3 | 14 | 0 | 18 | 403 | 22.4 | 45 | 0 |
| Playoffs | | | | | | | | | | | | | | |
| Jan 4 | @ NE | W | IA | | | | | | | | | | | |
| Jan 11 | @ Bal | W | p | 0 | 0 | 0 | - | 0 | 0 | 1 | 7 | 7.0 | 7 | 0 |
| Jan 19 | @ KC | L | p | 1 | 1 | 9 | 9.0 | 9 | 0 | 3 | 61 | 20.3 | 22 | 0 |
| Totals | | 2-1 | 2/0 | 1 | 2 | 9 | 9.0 | 9 | 0 | 4 | 68 | 17.0 | 22 | 0 |

KALIF RAYMOND'S NFL STATISTICS

REGULAR SEASON

| REGULAR SEASON | | | | RECEIVING | | | | | RUSHING | | | | |
|----------------|-----------|----------------|----|-----------|-----|------|----|----|---------|-----|------|----|----|
| Year | Team | GP | GS | No | Yds | Avg | Lg | TD | Att | Yds | Avg | Lg | TD |
| 2016 | Denver | 4 | 0 | 0 | 0 | - | 0 | 0 | 0 | 0 | - | 0 | 0 |
| 2017 | NYJ/NYG | 8 | 0 | 1 | 12 | 12.0 | 12 | 0 | 1 | -1 | -1.0 | -1 | 0 |
| 2018 | Tenn/NYG | Practice Squad | | | | | | | | | | | |
| 2019 | Tennessee | 8 | 1 | 9 | 170 | 18.9 | 52 | 1 | 1 | -5 | -5.0 | -5 | 0 |
| NFL Totals | | 20 | 1 | 10 | 182 | 18.2 | 52 | 1 | 2 | -6 | -3.0 | -1 | 0 |

REGULAR SEASON

| Year | Team | PUNT RETURNS | | | | | | KICKOFF RETURNS | | | | |
|------------|-----------|--------------|----|-----|----------------|----|----|-----------------|-----|------|----|----|
| | | No | FC | Yds | Avg | Lg | TD | No | Yds | Avg | Lg | TD |
| 2016 | Denver | 11 | 9 | 111 | 10.1 | 25 | 0 | 6 | 137 | 22.8 | 40 | 0 |
| 2017 | NYJ/NYG | 18 | 9 | 99 | 5.5 | 25 | 0 | 14 | 271 | 19.4 | 40 | 0 |
| 2018 | Tenn/NYG | | | | Practice Squad | | | | | | | |
| 2019 | Tennessee | 4 | 7 | 45 | 11.3 | 14 | 0 | 18 | 403 | 22.4 | 45 | 0 |
| NFL Totals | | 33 | 25 | 255 | 7.7 | 25 | 0 | 38 | 811 | 21.3 | 45 | 0 |

PLAYOFFS

| Year | Team | GP GS | | RECEIVING | | | | | RUSHING | | | | |
|------------|-----------|-------|---|-----------|-----|------|-----|----|---------|-----|-----|----|----|
| | | | | No | Yds | Avg | Lg | TD | Att | Yds | Avg | Lg | TD |
| 2019 | Tennessee | 2 | 0 | 1 | 45 | 45.0 | 45t | 1 | 0 | 0 | - | 0 | 0 |
| NFL Totals | | 2 | 0 | 1 | 45 | 45.0 | 45t | 1 | 0 | 0 | - | 0 | 0 |

PLAYOFFS

| Year | Team | PUNT RETURNS | | | | | | KICKOFF RETURNS | | | | |
|------------|-----------|--------------|----|-----|-----|----|----|-----------------|-----|------|----|----|
| | | No | FC | Yds | Avg | Lg | TD | No | Yds | Avg | Lg | TD |
| 2019 | Tennessee | 1 | 2 | 9 | 9.0 | 9 | 0 | 4 | 68 | 17.0 | 22 | 0 |
| NFL Totals | | 1 | 2 | 9 | 9.0 | 9 | 0 | 4 | 68 | 17.0 | 22 | 0 |

Single-Game Highs

Receptions - **2 at Carolina (11/3/19)**
 Receiving Yards - **52 vs. Kansas City (11/10/19)**
 Long Reception - **52 vs. Kansas City (11/10/19)**
 Touchdown Receptions - **1 at Indianapolis (12/1/19)**
 Kickoff Returns - 5 vs. Philadelphia (12/17/17)
 Kick Return Yards - 113 at Kansas City (12/25/16)
 Kickoff Return Long - **45 vs. Tampa Bay (10/27/19)**
 Punt Returns - 5 vs. Washington (12/31/17)
 Punt Return Yards - 50 vs. Oakland (1/1/17)
 Punt Return Long - 25 (Twice, last at Buffalo 9/10/17)

Playoff Single-Game Highs

Receptions - **1 at Baltimore (1/11/20)**
 Receiving Yards - **45 at Baltimore (1/11/20)**
 Long Reception - **45t at Baltimore (1/11/20)**
 Touchdown Receptions - **1 at Baltimore (1/11/20)**
 Kickoff Returns - **3 at Kansas City (1/19/20)**
 Kick Return Yards - **61 at Kansas City (1/19/20)**
 Kickoff Return Long - **22 at Kansas City (1/19/20)**
 Punt Returns - **1 at Kansas City (1/19/20)**
 Punt Return Yards - **9 at Kansas City (1/19/20)**
 Punt Return Long - **9 at Kansas City (1/19/20)**

Additional Statistics

Special Teams Tackles - **4 (2019)**



50 DERICK ROBERSON

OUTSIDE LINEBACKER • 6'3" • 250 LBS • COLLEGE: SAM HOUSTON STATE
ACQUIRED: FREE AGENT - 2019 • NFL EXPERIENCE (NFL/TITANS): ROOKIE
HOMETOWN: SAN ANTONIO, TEXAS
GAMES PLAYED/GAMES STARTED: 3/0 (PLAYOFFS: 3/0)



PRO: The Titans signed Derick Roberson as a rookie free agent following the 2019 NFL Draft. He appeared in 32 games over three seasons at Sam Houston State after transferring from Texas following his redshirt freshman campaign. The 6-foot-3-inch, 250-pounder led the FCS and tied a single-season school record with 15 sacks as a senior. During his college career, Roberson posted 129 tackles, 25 sacks, eight passes defended and eight forced fumbles.

TITANS TIDBITS:

- Roberson enjoys painting on and designing sneakers and cleats.
- Roberson is unsure how many tattoos he has at this point, but he has drawn and designed some of the ones he has inked on his body.

CAREER TRANSACTIONS:

- The San Antonio, Texas, native was signed by the Titans as a rookie free agent on May 10, 2019.
- Waived by the Titans on Aug. 31, 2019 and signed to the team's practice squad a day later.
- Signed by the Titans to their active roster from the practice squad on Oct. 19, 2019.
- Waived by the Titans on Oct. 22, 2019 and signed to the team's practice squad two days later.
- Signed by the Titans to their active roster from the practice squad on Nov. 26, 2019.

SEASON RECAPS:

2019 (3/0, 3/0): Saw action as a reserve in three games during his rookie campaign and collected four tackles, including three sacks. Notched a special teams tackle on coverage units. Was inactive for three games. Spent the first six weeks on the Titans' practice squad before being elevated to the active roster in Week 7. Spent Weeks 8-12 on the practice squad before being signed to the active roster prior to Week 13. Played in all three postseason contests and posted two tackles, three quarterback pressures, a stop for loss and two special teams tackles. Led or tied for the team lead in sacks twice in 2019 (vs. NO, at HOU). Tied for the team lead in quarterback pressures once in 2019 (at KC). Tied for the team lead in special teams tackles twice in 2019 (vs. HOU, at KC). Played in his first career NFL contest against Houston (12/15/19).

- Against L.A. Chargers (10/20), was inactive.
- At Indianapolis (12/1), was inactive.
- At Oakland (12/8), was inactive.
- Against Houston (12/15), made his NFL debut as a reserve on special teams and collected a tackle on coverage units
- Against New Orleans (12/22), played as a reserve at outside linebacker and produced two sacks. Collected his first career sack by dropping Drew Brees for a seven-yard loss on third-and-18 in the first quarter. Shot up the middle and sacked Brees for an eight-yard loss on third-and-10 in the final quarter. Became the first Titans rookie with two or more sacks in a game since linebacker Avery Williamson accomplished the feat as a rookie against the Pittsburgh Steelers on Nov. 17, 2014.
- At Houston (12/29), saw action as a reserve at outside linebacker and recorded two tackles, including a sack. Halted a Texans' first quarter drive by sacking A.J. McCarron for an eight-yard loss on third-and-four.
- At New England (1/4), played as a reserve at outside linebacker in his postseason debut and posted a tackle for loss. Halted a Patriots' drive by stuffing James White for a four-yard loss on a third-and-15 screen pass in the third quarter.
- At Baltimore (1/11), saw action as a reserve at outside linebacker and recorded a tackle and a quarterback pressure.

- At Kansas City (1/19), played as a reserve at outside linebacker and registered two quarterback pressures. Tied for the team lead two special teams tackles on coverage units.

COLLEGE:

- As a senior (2018), appeared in 11 games with seven starts at Sam Houston State and recorded 68 tackles, 20.5 tackles for loss, 15 sacks, two passes defended and five forced fumbles.
- As a junior (2017), started 13 contests for Sam Houston State and tallied 40 tackles, eight tackles for loss, 4.5 sacks, five passes defended, one interception and one forced fumble.
- As a sophomore (2016), saw action in eight games for Sam Houston State after transferring from Texas following the 2015 season. Totaled 15 tackles, 3.5 sacks, one pass defended and one forced fumble.
- As a redshirt freshman (2015), appeared in 10 games at Texas and registered six tackles, two sacks and one forced fumble.
- Redshirted at Texas in 2014.

PERSONAL:

- Attended Brennan (Texas) High School where he was named 4A Defensive Player of the Year and First-Team All-State by the Associated Press as a senior.
- Chosen as the All-Area Defensive Player of the Year by San Antonio Express-News...ranked as the No. 9 defensive end and No. 57 overall player by Scout.com and as the No. 8 defensive end and No. 78 overall player by ESPN.
- Tallied 111 tackles, 39 tackles for loss, 20 sacks, four passes defended, one forced fumble and three fumble recoveries as a senior.
- Follow Roberson on Twitter @DerickJRoberson.
- Born Derick Roberson on Nov. 15, 1995 in San Antonio, Texas.

DERICK ROBERSON'S DEFENSIVE GAME-BY-GAME

2019 Tennessee Titans

| Date | Opp | W/L | P/S | Tot Solo | Asst | Sk | - Yds | QBP | TFL | Int - Yds | -TD | PD | FF | FR - Yds | SpT |
|---------|-------|-----|-----|----------|------|----|-------|-----|-----|-----------|-----|----|----|----------|-----|
| Sept 8 | @ Cle | W | PS | | | | | | | | | | | | |
| Sept 15 | Ind | L | PS | | | | | | | | | | | | |
| Sept 19 | @ Jax | L | PS | | | | | | | | | | | | |
| Sept 29 | @ Atl | W | PS | | | | | | | | | | | | |
| Oct 6 | Buf | L | PS | | | | | | | | | | | | |
| Oct 13 | @ Den | L | PS | | | | | | | | | | | | |
| Oct 20 | LAC | W | IA | | | | | | | | | | | | |
| Oct 27 | TB | W | PS | | | | | | | | | | | | |
| Nov 3 | @ Car | L | PS | | | | | | | | | | | | |
| Nov 10 | KC | W | PS | | | | | | | | | | | | |
| Nov 24 | Jax | W | PS | | | | | | | | | | | | |

| | | | | | | | | | | | | | | | | | | | | |
|-----------------|-------|---|----|------------|------------|----------|----------|----------|------------|-------------|----------|----------|----------|----------|----------|----------|----------|----------|----------|----------|
| Dec 1 | @ Ind | W | IA | | | | | | | | | | | | | | | | | |
| Dec 8 | @ Oak | W | IA | | | | | | | | | | | | | | | | | |
| Dec 15 | Hou | L | p | 0 | 0 | 0 | 0.0 | 0.0 | 0 | 0 | 0 | 0 | 0 | 0 | 0 | 0 | 0 | 0 | 0 | 1 |
| Dec 22 | NO | L | p | 2 | 2 | 0 | 2.0 | 15.0 | 0 | 0 | 0 | 0 | 0 | 0 | 0 | 0 | 0 | 0 | 0 | 0 |
| Dec 29 | @ Hou | W | p | 2 | 2 | 0 | 1.0 | 8.0 | 0 | 0 | 0 | 0 | 0 | 0 | 0 | 0 | 0 | 0 | 0 | 0 |
| Totals | | | | 9-7 | 3/0 | 4 | 4 | 0 | 3.0 | 23.0 | 0 | 0 | 0 | 0 | 0 | 0 | 0 | 0 | 0 | 1 |
| Playoffs | | | | | | | | | | | | | | | | | | | | |
| Jan 4 | @ NE | W | p | 1 | 1 | 0 | 0.0 | 0.0 | 0 | 1 | 0 | 0 | 0 | 0 | 0 | 0 | 0 | 0 | 0 | 0 |
| Jan 11 | @ Bal | W | p | 1 | 1 | 0 | 0.0 | 0.0 | 1 | 0 | 0 | 0 | 0 | 0 | 0 | 0 | 0 | 0 | 0 | 0 |
| Jan 19 | @ KC | L | p | 0 | 0 | 0 | 0.0 | 0.0 | 2 | 0 | 0 | 0 | 0 | 0 | 0 | 0 | 0 | 0 | 0 | 2 |
| Totals | | | | 2-1 | 3/0 | 2 | 2 | 0 | 0.0 | 0.0 | 3 | 1 | 0 | 0 | 0 | 0 | 0 | 0 | 0 | 2 |

DERICK ROBERSON'S NFL STATISTICS

REGULAR SEASON

| Year | Team | | | TACKLES | | | | | | | INTERCEPTIONS | | | | | | FUMBLES | | | |
|-------------------|-----------|----------|----------|----------|----------|----------|------------|-------------|----------|----------|---------------|----------|----------|----------|----------|--|----------|----------|----------|----------|
| | | GP | GS | Tot | Solo | Asst | Sk | Yds | QBP | TFL | No | Yds | Lg | TD | PD | | FF | FR | Yds | SpT |
| 2019 | Tennessee | 3 | 0 | 4 | 4 | 0 | 3.0 | 23.0 | 0 | 0 | 0 | 0 | 0 | 0 | 0 | | 0 | 0 | 0 | 1 |
| NFL Totals | | 3 | 0 | 4 | 4 | 0 | 3.0 | 23.0 | 0 | 0 | 0 | 0 | 0 | 0 | 0 | | 0 | 0 | 0 | 1 |

PLAYOFFS

| Year | Team | | | TACKLES | | | | | | | INTERCEPTIONS | | | | | | FUMBLES | | | |
|-------------------|-----------|----------|----------|----------|----------|----------|------------|------------|----------|----------|---------------|----------|----------|----------|----------|--|----------|----------|----------|----------|
| | | GP | GS | Tot | Solo | Asst | Sk | Yds | QBP | TFL | No | Yds | Lg | TD | PD | | FF | FR | Yds | SpT |
| 2019 | Tennessee | 3 | 0 | 2 | 2 | 0 | 0.0 | 0.0 | 3 | 1 | 0 | 0 | 0 | 0 | 0 | | 0 | 0 | 0 | 2 |
| NFL Totals | | 3 | 0 | 2 | 2 | 0 | 0.0 | 0.0 | 3 | 1 | 0 | 0 | 0 | 0 | 0 | | 0 | 0 | 0 | 2 |

Single-Game Highs

Tackles - **2** (Twice, last at Houston 12/29/19)

Sacks - **2** vs. New Orleans (12/22/19)

Special Teams Tackles - **1** vs. Houston (12/15/19)

Playoff Single-Game Highs

Tackles - **1** (Twice, last at Baltimore 1/11/20)

Tackles For Loss - **1** at New England (1/4/20)

Quarterback Pressures - **2** at Kansas City (1/19/20)

Special Teams Tackles - **2** at Kansas City (1/19/20)



26 LOGAN RYAN

CORNERBACK • 5'11" • 195 LBS • COLLEGE: RUTGERS

ACQUIRED: UNRESTRICTED FREE AGENT (NEW ENGLAND) - 2017

NFL EXPERIENCE (NFL/TITANS): 7/3 • HOMETOWN: VOORHEES, N.J.

GAMES PLAYED/GAMES STARTED: 109/85 (PLAYOFFS: 15/10)



Super Bowl: 2014, 2016

PRO: The Titans entered the 2017 NFL free agency period looking to add leadership and experience to their secondary. The club found just that when they signed two-time Super Bowl Champion Logan Ryan as an unrestricted free agent on March 11, 2017. The 5-foot-11-inch, 195-pounder collected 13 total interceptions in four seasons (2013-16) with the New England Patriots, a total that ranked 10th in the NFL among all cornerbacks. The Rutgers product was originally drafted by the Patriots in the third round (83rd overall) of the 2013 NFL Draft.

CAREER HIGHLIGHTS:

- In 2018, Ryan ranked fourth on the team with 85 tackles and eight passes defended, while also collecting a career-high four sacks.
- Ryan set a career high in 2017 with 15 starts during the regular season.
- Ryan is a two-time Super Bowl champion, having captured the title with the New England Patriots in 2014 and 2016.
- In 2016, Ryan posted 92 tackles, two interceptions, a sack, 11 passes defended, three quarterback pressures and a forced fumble. He started all three postseason games and collected 22 tackles, an interception, a sack, four passes defended and a quarterback hit.
- In 2015, Ryan collected 82 tackles, a team-high four interceptions and 14 passes defended.
- In 2013, Ryan led all rookies and finished tied for the AFC lead with five interceptions.

TITANS TIDBITS:

- Logan and his wife, Ashley, are the founders of The Ryan Animal Rescue Foundation (ryananimalfoundation.org). RARF works with animal welfare organizations to promote adoption and provide grants and educational opportunities.
- Every month on the 26th—the day corresponding to his jersey number—he posts a photo on social media with a dog that is in need of adoption along with the hashtag #ryansmonthlyrescue.
- During the 2019 offseason, Ryan hosted The Chow Down, a foodie gala and community fundraiser featuring some of Nashville's top restaurants and catering companies. Proceeds from the event helped The Ryan Animal Rescue Foundation continue efforts in helping homeless animals.
- During Super Bowl weekend in February 2018, RARF partnered with Animal Planet in the first-ever Dog Bowl, which featured adoptable adult and senior dogs.
- During the 2018 offseason, Ryan and several other Titans defensive backs spent extensive time training in the Nashville area. Ryan also spent some time working with former running back Eddie George and George's long-time boxing coach.
- In 2017, while taking wedding photos in the St. Lucian town of Soufriere, Logan and Ashley came across a group of stray dogs. One dog in particular followed them through the streets and impacted the newlyweds. Determined to help the dog, the couple donated to HelpAWS (@helpaws), a St. Lucian-based dog rescue, and encouraged all friends and family to donate rather than give wedding gifts. After the couple posted a photo on social media, HelpAWS found the particular dog, named her Logan, and part of the donation paid for her spay.
- During the 2017 and 2018 offseasons, Ryan and N.Y. Giants cornerback Eli Apple funded and hosted their #ThursdayNightLights Football Camp at Eastern High School in Voorhees, N.J., where they both attended. The free event for kids was filled with football, celebrity guests and music.
- In June 2017, Ryan surprised his big brother, Jordan, by paying off his student loans for his 29th birthday. Logan cut a check for \$82,000 to the American Education Services to cover Jordan's loans from earning his engineering degree from Drexel University. "My man got accepted to

college, graduated with honors, and now works as an engineer. He did everything the right way and still lived with a ridiculous amount of student loan debt. The system is broke and makes no sense. I'm fortunate and blessed to be able to take care of that for him."

- When Ryan decided to leave Rutgers and enter the NFL Draft after his redshirt junior season in 2012, he made a promise to his parents that after his rookie year, he would return to school and earn his degree. Ryan kept his promise and graduated in the spring of 2014 with a degree in labor relations and a minor in psychology. "I committed to Rutgers, not only as a football player, but as a student, so I was going to make sure I finished that end too. It's a big accomplishment in my life. I held my word to my parents and stuck with it and I'm fortunate. It took a lot of work, but I was able to go back and finish and walk in graduation."

CAREER TRANSACTIONS:

- The Voorhees, N.J., native was originally selected by the New England Patriots in the third round (83rd overall) of the 2013 NFL Draft.
- Signed by the Titans as a unrestricted free agent on March 11, 2017.

SEASON RECAPS:

- 2019 (16/16, 3/3 - Tennessee):** Started all 16 games at cornerback for the first time in his career and led the team with a career-best 19 passes defended and four forced fumbles. Ranked second on the team with four interceptions. Ranked second on the squad with a career-high 120 tackles and fourth on the club with a career-best 4.5 sacks. Started all three postseason contests and registered a team-high 27 tackles, two passes defended, including an interception returned for a touchdown and a stop for loss. Led or tied for the team lead in passes defended seven times in 2019 (vs. IND, at JAX, vs. LAC, vs. TB, vs. KC, vs. JAX, at IND). Led the team in tackles three times in 2019 (vs. KC, at OAK, at BAL). Tied for the team lead in sacks three times in 2019 (vs. BUF, vs. TB, at HOU).
- At Cleveland (9/8), started at cornerback and collected eight tackles, 1.5 sacks, an interception and a quarterback pressure. Since individual sacks became an official NFL statistic in 1982, it marked only the third time a Titans/Oilers player recorded at least one interception and at least 1.5 sacks in the same game. Dropped Baker Mayfield for an eight-yard sack late in the first half. Intercepted a Mayfield third-and-four pass intended for Jarvis Landry in the fourth quarter. Combined with Cameron Wake to sack Mayfield for a seven-yard loss in the final stanza.
 - Against Indianapolis (9/15), started at cornerback and tallied four tackles, an interception and two passes defended. Halted a Colts' drive by intercepting a Jacoby Brissett pass intended for T.Y. Hilton on third-and-six late in the second quarter. Broke up a pass intended for Jack Doyle in the third stanza.
 - At Jacksonville (9/19), started at cornerback and led the team with two passes defended. Halted a Jaguars' drive by breaking up a third-and-four pass intended for Dede Westbrook late in the second quarter. Broke up a fourth-and-four pass intended for Westbrook in the end zone late in the final quarter.
 - At Atlanta (9/29), started at cornerback and registered six tackles and a pass defended. Combined with Reggie Gilbert to stop Devonta Freeman for a one-yard loss on a rush off left guard early in the third quarter.
 - Against Buffalo (10/6), started at cornerback and notched nine tackles, including a sack. Dropped Josh Allen for a five-yard sack in the first quarter.
 - At Denver (10/13), started at cornerback and recorded six tackles, a forced fumble and a quarterback pressure. Forced a Courtland Sutton fumble that rolled out of bounds in the fourth quarter.
 - Against L.A. Chargers (10/20), started at cornerback in his 100th career

game and posted nine tackles, including a stop for loss, a forced fumble and a team-best three passes defended. Made a diving deflection of a pass intended for Keenan Allen on the opening play of the game. Combined with Rashaan Evans to stuff Melvin Gordon for a two-yard loss on a rush off right guard in the opening quarter. Broke up a deep pass intended Allen later in the first quarter. Forced a Melvin Gordon fumble that recovered by the Chargers in the first quarter. Batted down a deep pass intended for Allen in the end zone during the Chargers' final drive.

- Against Tampa Bay (10/27), started at cornerback and tallied seven tackles, an interception, a sack, a forced fumble and three passes defended. Broke up a pass intended for Chris Godwin in the second quarter. Dropped Jameis Winston for a seven-yard sack late in the second quarter. Sealed the victory by intercepting a Jameis Winston pass intended for Breshad Perriman late in the final quarter.
- At Carolina (11/3), started at cornerback and produced 11 tackles and a pass defended. Batted down a deep pass over the middle intended for Greg Olsen on the first play from scrimmage.
- Against Kansas City (11/10), started at cornerback and led the team with 13 tackles, including a stop for loss and a team-high three passes defended. Broke up a pass intended for Sammy Watkins early in the second quarter. Knocked down a pass intended for Watkins in the second stanza. Stopped Damien Williams for a six-yard loss on a rush off right end in the second quarter. Defended a deep pass intended for Watkins late in the third quarter.
- Against Jacksonville (11/24), started at cornerback and notched seven tackles and a pass defended. Broke up a pass intended for Dede Westbrook late in the second quarter.
- At Indianapolis (12/1), started at cornerback and posted nine tackles, an interception and a stop for loss. Teamed with Jurrell Casey to stuff Jordan Wilkins for no gain on a rush off right tackle in the fourth quarter. Intercepted a deep pass intended for Zach Pascal and returned it 16 yards to the Colts' 44-yard line late in the fourth quarter.
- At Oakland (12/8), started at cornerback and led the team with 13 tackles, including a stop for loss. Combined with Jurrell Casey to stonewall Jalen Richard for a one-yard loss on a rush up the middle in the third quarter.
- Against Houston (12/15), started at cornerback and totaled eight tackles and a forced fumble. Forced a Deshaun Watson fumble that went out of bounds in the first quarter. Stuffed Deshaun Watson for no gain on a rush off right end in the second quarter.
- Against New Orleans (12/22), started at cornerback and produced seven tackles and a pass defended. Ripped out a pass intended for Michael Thomas in the third quarter.
- At Houston (12/29), started at cornerback and recorded three tackles, including a sack. Halted a Texans' drive by dropping A.J. McCarron for an eight-yard sack on third-and-eight midway through the fourth quarter.
- At New England (1/4), started at cornerback and posted eight tackles and an interception that he returned for a touchdown. Combined with Kenny Vaccaro to stop Sony Michel for a two-yard loss on a rush off left end in the second quarter. Sealed the victory by intercepting Tom Brady on a deflected pass by Tramaine Brock Sr. and racing nine yards for a touchdown with nine seconds remaining in the game.
- At Baltimore (1/11), started at cornerback and led the team with 13 tackles to go along with a pass defended. Stopped Lamar Jackson for a two-yard loss on a rush off right tackle in the second quarter. Broke up a pass intended for Nick Boyle on the first play from scrimmage in the second half.
- At Kansas City (1/19), started at cornerback and registered six tackles, including a stop for loss. Stuffed Tyreek Hill for a two-yard loss on a short pass late in the second quarter.

2018 (14/14 - Tennessee): Started 14 games at cornerback and ranked fourth on the team with 85 tackles and eight passes defended. Collected four sacks, a stop for loss and a quarterback pressure. Placed on injured reserve on Dec. 18, 2018 and missed the final two games. Led the team in tackles twice in 2018 (at HOU, vs. JAX). Led or tied for the team lead in passes defended four times in 2018 (vs. PHI, at LAC, vs. NYJ, at NYG). Tied for the team lead in sacks once in 2018 (at NYG).

- Against Houston (9/16), started at cornerback and tallied seven tackles, including a sack. Posted his first sack with the Titans by dropping Deshaun Watson for a seven-yard loss on a cornerback blitz in the first quarter.
- Against Philadelphia (9/30), started at cornerback and notched two tackles and a pass defended. Broke up a pass intended for Nelson Agholor in the second quarter.
- Against Baltimore (10/14), started at cornerback and amassed seven tackles and a pass defended. Stopped Alex Collins for no gain on a rush off left end in the first quarter. Deflected a Joe Flacco pass intended for Willie

Snead that was then intercepted by Kevin Byard late in the second quarter. Stuffed Snead for no gain on a short pass in the third quarter.

- At Los Angeles Chargers in London (10/21), started at cornerback and tallied six tackles and a team-best two passes defended. Forced the Chargers to settle for a field goal by batting down a third-and-seven pass intended for Mike Williams late in the first quarter. Broke up a third-and-six pass intended for Mike Williams in the end zone in the final stanza.
- Against New England (11/11), started at cornerback and notched seven tackles, a sack and a pass defended. Dropped Tom Brady for a seven-yard sack on the final play of the first half. Ended a Patriots' drive by breaking up a fourth-and-six pass intended for Julian Edelman in the fourth quarter.
- At Houston (11/26), started at cornerback and led the team with nine tackles.
- Against N.Y. Jets (12/2), started at cornerback and tallied six tackles and a pass defended. Ended a Jets' drive by breaking up a third-and-eight pass intended for Chris Herndon in the third quarter.
- Against Jacksonville (12/6), started at cornerback and led the team with nine tackles, including a sack. Combined with Austin Johnson to stuff Leonard Fournette for no gain on a second-and-goal rush from the one-yard line in the second quarter. Ended a Jaguars' drive by dropping Cody Kessler for a 14-yard sack on fourth-and-nine late in the fourth quarter.
- At N.Y. Giants (12/16), started at cornerback and posted three tackles, including a sack and two passes defended in the Titans' first shutout win since 2000. Left the game early in the fourth quarter with an injury. Ended a Giants' drive by breaking up a deep pass intended for Sterling Shepard on third-and-eight in the first quarter. Halted a Giants' drive by dropping Eli Manning for a four-yard sack on third-and-10 in the second quarter. Ended a Giants' drive by deflecting a third-and-three pass intended for Shepard late in the third quarter.

2017 (15/15, 2/2 - Tennessee): Started 15 games at cornerback in his first season with the Titans and ranked third on the team with 14 passes defended. Registered 73 tackles, two quarterback pressures, two stops for loss and a forced fumble. Was inactive for one contest. Started at cornerback in both postseason contests and tallied 12 tackles, a pass defended and a stop for loss. Led or tied for the team lead in passes defended three times (vs. SEA, vs. IND, vs. HOU). Led the team in tackles once (at NE).

- Against Oakland (9/10), started at cornerback in his Titans debut and posted four tackles and a forced fumble. Forced an Amari Cooper fumble that went out of bounds in the third quarter.
- Against Seattle (9/24), notched eight tackles and a team-high three passes defended. Broke up a first-and-goal pass intended for Doug Baldwin late in the second quarter. Batted down a pass intended for Jimmy Graham in the end zone in the fourth quarter. Knocked down a third-and-six pass intended for Tyler Lockett in the fourth quarter.
- At Miami (10/8), totaled two tackles, including a stop for loss. Ended a Dolphins' drive by stopping Jakeem Grant for a one-yard loss on a short, third-and-17 yard pass in the third stanza.
- Against Indianapolis (10/16), recorded three tackles, a team-high two passes defended and a stop for loss. Halted a Colts' drive by knocking down a third-and-six pass intended for T.Y. Hilton in the third quarter. Stonewalled Robert Turbin for a three-yard loss on a rush up the middle in the fourth quarter. Broke up a pass intended for Jack Doyle late in the final stanza.
- Against Baltimore (11/5), collected seven tackles and three passes defended. Broke up a deep pass intended for Breshad Perriman in the opening quarter. Jarred loose a pass intended for Perriman and the ball was corralled by Kevin Byard for an interception in the first stanza.
- Against Cincinnati (11/12), recorded five tackles and a pass defended. Ended a Bengals' drive by breaking up a pass intended for A.J. Green on third-and-11 in the third quarter.
- At Pittsburgh (11/16), notched seven tackles and two passes defended. Broke up a deep pass intended for Martavis Bryant in the second quarter.
- At Indianapolis (11/26), started at cornerback in his 75th career game and registered four tackles and two quarterback pressures.
- Against Houston (12/3), produced six tackles and a team-best three passes defended before leaving the game in the third quarter with an injury. Broke up a pass intended for DeAndre Hopkins in the end zone in the first quarter. Deflected a deep pass intended for Hopkins in the third quarter.
- At San Francisco (12/17), posted four tackles before leaving the game in the second quarter with an injury.
- At Kansas City (1/6), recorded a stop for loss in a Wild Card victory.
- At New England (1/13), started at cornerback and led the team with 11 tackles and a pass defended. Combined with Johnathan Cyprien to stuff

Dion Lewis for a one-yard loss on a rush off right guard in the first quarter.

2016 (16/13, 3/3 - New England): Saw action in all 16 games with 13 starts and amassed 92 tackles, two interceptions, a sack, 11 passes defended, three quarterback pressures and a forced fumble. Started all three postseason games and collected 22 tackles, an interception, a sack, four passes defended and a quarterback hit.

- Against Miami (9/18), finished second on the team with seven tackles and a forced fumble at the Miami 46 that was recovered by Chris Long in the win.
- Against Buffalo (10/2), led the team with a career-best 17 tackles.
- At San Francisco (11/20), recorded three tackles and two passes defended starting at right cornerback in the win.
- At N.Y. Jets (11/27), led the team with seven tackles and added two passes defended in the win.
- Against Los Angeles (12/4), sacked quarterback Jared Goff for a loss of 12.5 yards in the second quarter of the win for his first sack since he recorded 1.5 sacks as a rookie in 2013.
- At Denver (12/18), led the team with seven tackles while also adding an interception and a pass defended in the win.
- At Miami (1/1), started at cornerback and had a team-leading seven tackles to go along with an interception and a pass defended in the win.
- Against Houston (1/14), picked off Brock Osweiler for a 23-yard return in the fourth quarter of the Divisional Round game. Added a five-yard sack of Osweiler to go along with seven total tackles and three passes defended.
- Against Pittsburgh (1/22), started at cornerback and led the team with nine tackles, while also contributing a pass defense in the AFC Championship game.
- Against Atlanta (2/5), started at cornerback and tied for the team lead with six tackles in the victory over the Falcons in Super Bowl LI.

2015 (16/14, 2/2 - New England): Played in all 16 regular season contests with 14 starts at cornerback and accumulated 82 tackles, a team-high four interceptions and 14 passes defended. Started both playoff games and accumulated 14 tackles and one pass defended.

- At Buffalo (9/20), registered four tackles and an interception late in the fourth quarter that helped New England seal the victory.
- At Indianapolis (10/18), started at right cornerback, and played every defensive snap in the win while recording a single-game, career-high 11 tackles and one pass defended.
- Against Miami (10/29), started at right cornerback and recorded eight tackles, one pass defended and an interception that set up a Patriots field goal in the win.
- Against Kansas City (1/16), made his first postseason start and recorded nine tackles in the Divisional playoff victory.

2014 (16/6, 3/0 - New England): Played all 16 regular season games with six starts and compiled 36 tackles, two interceptions, six passes defended, one forced fumble and eight special teams tackles. Appeared in all three playoff games as a reserve and made four tackles, one pass defended and forced one fumble.

- At Miami (9/7), rotated in at defensive back in the season opener and forced his second career fumble that was recovered by Darrelle Revis in Patriots territory to prevent a Miami scoring drive.
- At Minnesota (9/14), started at cornerback and recorded his first interception of the season off Matt Cassel that led to a Patriots field goal in the win.
- Against Detroit (11/23), intercepted a Matthew Stafford pass intended for Golden Tate in the win.
- Against Baltimore (1/10), posted one tackle and forced a fumble in the AFC Divisional win.
- Against Seattle (2/1), posted one tackle and one pass defended in the Super Bowl XLIX win.

2013 (16/7, 2/0 - New England): Played all 16 regular season games with seven starts and posted 41 tackles, 1.5 sacks, five interceptions for 82 return yards and one touchdown, 10 passes defended and one forced fumble. Played in both postseason games as a reserve and registered 12 tackles. Led all NFL rookies and tied for the AFC lead with a team-high five interceptions.

- Against New Orleans (10/13), made his first career start.
- At N.Y. Jets (10/20), returned his first career interception 79 yards for a touchdown. Also collected four tackles.
- Against Miami (10/27), forced a fumble on his first NFL sack. Strip-sacked Ryan Tannehill, forcing a fumble that was recovered by Rob

Ninkovich deep in Miami territory. New England scored a touchdown three plays later. Finished the game with four tackles, 1.5 sacks for 18 yards, one pass defended and one forced fumble.

- Against Denver (11/24), started as the nickel cornerback and intercepted a Peyton Manning pass early in the fourth quarter that led to a touchdown. Also posted four tackles.
- At Houston (12/1), intercepted a pass for the second straight game and made three tackles.
- At Baltimore (12/22), picked off two passes for the first two interception game of his career. The offense turned the interceptions into 10 points en route to a 41-7 win.

COLLEGE:

- Started 27 of 37 games at cornerback for Rutgers and recorded 170 career tackles with a half sack, 11 stops for losses of 49 yards and a quarterback pressure. Also forced two fumbles and recovered four others, returning one 18 yards. Deflected 39 passes and made seven interceptions for 73 yards in returns, including one touchdown.
- Earned first team All-American honors (Pro Football Weekly) and second-team All-America accolades from The NFL Draft Report, All-Big East Conference.
- As a junior (2012), started all 13 games, recording 94 tackles, 17 pass breakups and four interceptions. Named to All-Big East first team at cornerback and was named a semifinalist for the Jim Thorpe Award, given annually to college football's top defensive back. Earned Axe Player of the Year at RU banquet. Was a three-time member of the Big East All-Academic Football Team.
- As a sophomore (2011), started all 13 games and recorded 67 tackles, including 5.5 tackles for loss and a half sack. Named All-Big East second team for his efforts. Was a member of the Big East All-Academic Football Team.
- As a redshirt freshman (2010), appeared in 11 games at cornerback and posted nine tackles. Named a member of the Big East All-Academic Football Team.
- In 2009, reshirted in his first year with the Scarlet Knights.
- Majored in labor studies at Rutgers.

PERSONAL:

- He and his wife, Ashley, have a daughter, Avery, and a son, Otto.
- Played both quarterback and cornerback at Eastern High School. Was rated the No. 1 cornerback in New Jersey by Rivals.com and ranked as the No. 9 overall prospect in New Jersey by Rivals.com and the No. 15 cornerback prospect nationally by ESPN.com.
- As a senior, threw for 1,070 yards and eight touchdowns and rushed for 699 yards and nine touchdowns while running a spread offense. Also tallied 43 tackles, two tackles for loss and five interceptions in earning South Jersey Player of the Year Defensive honors from the Philadelphia Inquirer.
- During his final two scholastic campaigns, Ryan threw for more than 2,500 yards and accounted for 35 total touchdowns in guiding Eastern to a 16-5 record and consecutive state playoff berths.
- Follow Ryan on Twitter and on Instagram at @realloganryan.
- Born Logan Daniel Ryan on Feb. 9, 1991 in Berlin, N.J.

LOGAN RYAN'S GAME-BY-GAME

2013 New England Patriots

| Date | Opp | W/L | P/S | Tot Solo | Asst | Sk | - Yds | QBP | TFL | Int - Yds | -TD | PD | FF | FR - Yds | SpT |
|---------|-------|-----|-----|----------|------|----|-------|------|-----|-----------|-----|----|----|----------|-----|
| Sept 8 | @ Buf | W | p | 0 | 0 | 0 | 0.0 | 0.0 | NA | NA | 0 | 0 | 0 | 0 | 0 |
| Sept 12 | NYJ | W | p | 0 | 0 | 0 | 0.0 | 0.0 | NA | NA | 0 | 0 | 0 | 0 | 0 |
| Sept 22 | TB | W | p | 3 | 2 | 1 | 0.0 | 0.0 | NA | NA | 0 | 0 | 0 | 0 | 0 |
| Sept 29 | @ Atl | W | p | 3 | 2 | 1 | 0.0 | 0.0 | NA | NA | 0 | 0 | 0 | 0 | 0 |
| Oct 6 | @ Cin | L | p | 3 | 2 | 1 | 0.0 | 0.0 | NA | NA | 0 | 0 | 0 | 0 | 0 |
| Oct 13 | NO | W | S | 0 | 0 | 0 | 0.0 | 0.0 | NA | NA | 0 | 0 | 0 | 0 | 0 |
| Oct 20 | @ NYJ | L | S | 4 | 4 | 0 | 0.0 | 0.0 | NA | NA | 1 | 79 | 1 | 1 | 0 |
| Oct 27 | Mia | W | p | 4 | 4 | 0 | 1.5 | 14.0 | NA | NA | 0 | 0 | 0 | 1 | 0 |
| Nov 3 | Pit | W | p | 3 | 3 | 0 | 0.0 | 0.0 | NA | NA | 0 | 0 | 0 | 0 | 0 |
| Nov 18 | @ Car | L | p | 0 | 0 | 0 | 0.0 | 0.0 | NA | NA | 0 | 0 | 0 | 1 | 0 |
| Nov 24 | Den | W | S | 4 | 3 | 1 | 0.0 | 0.0 | NA | NA | 1 | 0 | 0 | 1 | 0 |
| Dec 1 | @ Hou | W | S | 3 | 3 | 0 | 0.0 | 0.0 | NA | NA | 1 | 2 | 0 | 2 | 0 |
| Dec 8 | Cle | W | S | 5 | 3 | 2 | 0.0 | 0.0 | NA | NA | 0 | 0 | 0 | 0 | 0 |
| Dec 15 | @ Mia | L | p | 2 | 1 | 1 | 0.0 | 0.0 | NA | NA | 0 | 0 | 0 | 1 | 0 |
| Dec 22 | @ Bal | W | S | 1 | 0 | 1 | 0.0 | 0.0 | NA | NA | 2 | 1 | 0 | 3 | 0 |
| Dec 29 | Buf | W | S | 6 | 6 | 0 | 0.0 | 0.0 | NA | NA | 0 | 0 | 0 | 0 | 0 |

Totals 12-4 16/7 41 33 8 1.5 14.0 NA NA 5 82 1 10 1 0 0 0

Playoffs

| | | | | | | | | | | | | | | | |
|--------|-------|---|---|---|---|---|-----|-----|----|----|---|---|---|---|---|
| Jan 11 | Ind | W | p | 4 | 4 | 0 | 0.0 | 0.0 | NA | NA | 0 | 0 | 0 | 0 | 0 |
| Jan 19 | @ Den | L | p | 8 | 5 | 3 | 0.0 | 0.0 | NA | NA | 0 | 0 | 0 | 0 | 0 |

Totals 1-1 2/0 12 9 3 0.0 0.0 NA NA 0 0 0 0 0 0 0 0

2014 New England Patriots

| Date | Opp | W/L | P/S | Tot Solo | Asst | Sk | - Yds | QBP | TFL | Int - Yds | -TD | PD | FF | FR - Yds | SpT |
|---------|-------|-----|-----|----------|------|----|-------|-----|-----|-----------|-----|----|----|----------|-----|
| Sept 7 | @ Mia | L | p | 1 | 1 | 0 | 0.0 | 0.0 | NA | NA | 0 | 0 | 0 | 0 | 0 |
| Sept 14 | @ Min | W | S | 2 | 2 | 0 | 0.0 | 0.0 | NA | NA | 1 | 0 | 0 | 2 | 0 |
| Sept 21 | Oak | W | S | 4 | 3 | 1 | 0.0 | 0.0 | NA | NA | 0 | 0 | 0 | 1 | 0 |
| Sept 29 | @ KC | L | S | 2 | 2 | 0 | 0.0 | 0.0 | NA | NA | 0 | 0 | 0 | 0 | 0 |
| Oct 5 | Cin | W | p | 1 | 1 | 0 | 0.0 | 0.0 | NA | NA | 0 | 0 | 0 | 0 | 0 |
| Oct 12 | @ Buf | W | p | 0 | 0 | 0 | 0.0 | 0.0 | NA | NA | 0 | 0 | 0 | 0 | 0 |
| Oct 16 | NYJ | W | p | 4 | 2 | 2 | 0.0 | 0.0 | NA | NA | 0 | 0 | 0 | 0 | 0 |
| Oct 26 | Chi | W | S | 4 | 3 | 1 | 0.0 | 0.0 | NA | NA | 0 | 0 | 0 | 0 | 0 |
| Nov 2 | Den | W | p | 0 | 0 | 0 | 0.0 | 0.0 | NA | NA | 0 | 0 | 0 | 0 | 0 |
| Nov 16 | @ Ind | W | p | 3 | 2 | 1 | 0.0 | 0.0 | NA | NA | 0 | 0 | 0 | 2 | 0 |
| Nov 23 | Det | W | p | 1 | 0 | 1 | 0.0 | 0.0 | NA | NA | 1 | 0 | 0 | 1 | 0 |
| Nov 30 | @ GB | L | S | 3 | 2 | 1 | 0.0 | 0.0 | NA | NA | 0 | 0 | 0 | 0 | 0 |
| Dec 7 | @ SD | W | p | 0 | 0 | 0 | 0.0 | 0.0 | NA | NA | 0 | 0 | 0 | 0 | 0 |
| Dec 14 | Mia | W | p | 2 | 2 | 0 | 0.0 | 0.0 | NA | NA | 0 | 0 | 0 | 0 | 0 |
| Dec 21 | @ NYJ | W | p | 4 | 2 | 2 | 0.0 | 0.0 | NA | NA | 0 | 0 | 0 | 0 | 0 |
| Dec 28 | Buf | L | S | 5 | 2 | 3 | 0.0 | 0.0 | NA | NA | 0 | 0 | 0 | 0 | 0 |

Totals 12-4 16/6 36 24 12 0.0 0.0 NA NA 2 0 0 6 0 0 0 8

Playoffs

| | | | | | | | | | | | | | | | |
|--------|-----|---|---|---|---|---|-----|-----|----|----|---|---|---|---|---|
| Jan 10 | Bal | W | p | 1 | 1 | 0 | 0.0 | 0.0 | NA | NA | 0 | 0 | 0 | 1 | 0 |
| Jan 18 | Ind | W | p | 2 | 2 | 0 | 0.0 | 0.0 | NA | NA | 0 | 0 | 0 | 0 | 0 |
| Feb 1 | Sea | W | p | 1 | 1 | 0 | 0.0 | 0.0 | NA | NA | 0 | 0 | 0 | 1 | 0 |

Totals 3-0 3/0 4 4 0 0.0 0.0 NA NA 0 0 0 1 1 0 0 0

2015 New England Patriots

| Date | Opp | W/L | P/S | Tot Solo | Asst | Sk | - Yds | QBP | TFL | Int - Yds | -TD | PD | FF | FR - Yds | SpT |
|---------|-------|-----|-----|----------|------|----|-------|-----|-----|-----------|-----|----|----|----------|-----|
| Sept 10 | Pit | W | p | 0 | 0 | 0 | 0.0 | 0.0 | NA | NA | 0 | 0 | 0 | 0 | 0 |
| Sept 20 | @ Buf | W | p | 4 | 3 | 1 | 0.0 | 0.0 | NA | NA | 1 | 0 | 0 | 1 | 0 |
| Sept 27 | Jax | W | S | 4 | 4 | 0 | 0.0 | 0.0 | NA | NA | 0 | 0 | 0 | 0 | 0 |
| Oct 11 | @ Dal | W | S | 5 | 4 | 1 | 0.0 | 0.0 | NA | NA | 1 | 25 | 0 | 1 | 0 |
| Oct 18 | @ Ind | W | S | 11 | 6 | 5 | 0.0 | 0.0 | NA | NA | 0 | 0 | 0 | 1 | 0 |
| Oct 25 | NYJ | W | S | 5 | 4 | 1 | 0.0 | 0.0 | NA | NA | 0 | 0 | 0 | 0 | 0 |
| Oct 29 | Mia | W | S | 8 | 6 | 2 | 0.0 | 0.0 | NA | NA | 1 | 1 | 0 | 1 | 0 |
| Nov 8 | Was | W | S | 6 | 6 | 0 | 0.0 | 0.0 | NA | NA | 1 | 13 | 0 | 2 | 0 |
| Nov 15 | @ NYG | W | S | 3 | 3 | 0 | 0.0 | 0.0 | NA | NA | 0 | 0 | 0 | 1 | 0 |
| Nov 23 | Buf | W | S | 9 | 7 | 2 | 0.0 | 0.0 | NA | NA | 0 | 0 | 0 | 1 | 0 |
| Nov 29 | @ Den | L | S | 5 | 2 | 3 | 0.0 | 0.0 | NA | NA | 0 | 0 | 0 | 4 | 0 |
| Dec 6 | Phi | L | S | 3 | 2 | 1 | 0.0 | 0.0 | NA | NA | 0 | 0 | 0 | 0 | 0 |
| Dec 13 | @ Hou | W | S | 5 | 3 | 2 | 0.0 | 0.0 | NA | NA | 0 | 0 | 0 | 2 | 0 |
| Dec 20 | Ten | W | S | 7 | 6 | 1 | 0.0 | 0.0 | NA | NA | 0 | 0 | 0 | 0 | 0 |
| Dec 27 | @ NYJ | L | S | 4 | 3 | 1 | 0.0 | 0.0 | NA | NA | 0 | 0 | 0 | 0 | 0 |
| Jan 3 | @ Mia | L | S | 3 | 3 | 0 | 0.0 | 0.0 | NA | NA | 0 | 0 | 0 | 0 | 0 |

Totals 12-4 16/14 82 62 20 0.0 0.0 NA NA 4 39 0 14 0 0 0 0

Playoffs

| | | | | | | | | | | | | | | | |
|--------|-------|---|---|---|---|---|-----|-----|----|----|---|---|---|---|---|
| Jan 16 | KC | W | S | 9 | 8 | 1 | 0.0 | 0.0 | NA | NA | 0 | 0 | 0 | 0 | 0 |
| Jan 24 | @ Den | L | S | 5 | 5 | 0 | 0.0 | 0.0 | NA | NA | 0 | 0 | 0 | 1 | 0 |

Totals 1-1 2/2 14 13 1 0.0 0.0 NA NA 0 0 0 1 0 0 0 0

2016 New England Patriots

| Date | Opp | W/L | P/S | Tot Solo | Asst | Sk | - Yds | QBP | TFL | Int - Yds | -TD | PD | FF | FR - Yds | SpT |
|---------|-------|-----|-----|----------|------|----|-------|-----|-----|-----------|-----|----|----|----------|-----|
| Sept 11 | @ Ari | W | S | 6 | 4 | 2 | 0.0 | 0.0 | NA | NA | 0 | 0 | 0 | 1 | 0 |
| Sept 18 | Mia | W | S | 7 | 7 | 0 | 0.0 | 0.0 | NA | NA | 0 | 0 | 0 | 1 | 0 |
| Sept 22 | Hou | W | S | 4 | 3 | 1 | 0.0 | 0.0 | NA | NA | 0 | 0 | 0 | 1 | 0 |
| Oct 2 | Buf | L | S | 17 | 14 | 3 | 0.0 | 0.0 | NA | NA | 0 | 0 | 0 | 0 | 0 |
| Oct 9 | @ Cle | W | S | 2 | 2 | 0 | 0.0 | 0.0 | NA | NA | 0 | 0 | 0 | 0 | 0 |
| Oct 16 | Cin | W | S | 5 | 5 | 0 | 0.0 | 0.0 | NA | NA | 0 | 0 | 0 | 0 | 0 |
| Oct 23 | @ Pit | W | p | 4 | 3 | 1 | 0.0 | 0.0 | NA | NA | 0 | 0 | 0 | 1 | 0 |
| Oct 30 | @ Buf | W | p | 4 | 3 | 1 | 0.0 | 0.0 | NA | NA | 0 | 0 | 0 | 0 | 0 |
| Nov 13 | Sea | L | S | 3 | 2 | 1 | 0.0 | 0.0 | NA | NA | 0 | 0 | 0 | 1 | 0 |
| Nov 20 | @ SF | W | S | 3 | 2 | 1 | 0.0 | 0.0 | NA | NA | 0 | 0 | 0 | 2 | 0 |

| | | | | | | | | | | | | | | | |
|--------|-------|---|---|---|---|---|-----|------|----|----|---|----|---|---|---|
| Nov 27 | @ NYJ | W | S | 7 | 5 | 2 | 0.0 | 0.0 | NA | NA | 0 | 0 | 0 | 2 | 0 |
| Dec 4 | LA | W | S | 5 | 5 | 0 | 1.0 | 12.0 | NA | NA | 0 | 0 | 0 | 0 | 0 |
| Dec 12 | Bal | W | S | 7 | 5 | 2 | 0.0 | 0.0 | NA | NA | 0 | 0 | 0 | 0 | 0 |
| Dec 18 | @ Den | W | S | 7 | 7 | 0 | 0.0 | 0.0 | NA | NA | 1 | 46 | 0 | 1 | 0 |
| Dec 24 | NYJ | W | p | 4 | 1 | 3 | 0.0 | 0.0 | NA | NA | 0 | 0 | 0 | 1 | 0 |
| Jan 1 | @ Mia | W | S | 7 | 6 | 1 | 0.0 | 0.0 | NA | NA | 1 | 0 | 0 | 1 | 0 |

Totals 14-2 16/13 92 74 18 1.0 12.0 NA NA 2 46 0 11 1 0 0 0

Playoffs

| | | | | | | | | | | | | | | | |
|--------|-----|---|---|---|---|---|-----|-----|----|----|---|----|---|---|---|
| Jan 14 | Hou | W | S | 7 | 4 | 3 | 1.0 | 5.0 | NA | NA | 1 | 23 | 0 | 3 | 0 |
| Jan 22 | Pit | W | S | 9 | 8 | 1 | 0.0 | 0.0 | NA | NA | 0 | 0 | 0 | 1 | 0 |
| Feb 5 | Atl | W | S | 6 | 4 | 2 | 0.0 | 0.0 | NA | NA | 0 | 0 | 0 | 0 | 0 |

Totals 3-0 3/3 22 16 6 1.0 5.0 NA NA 1 23 0 4 0 0 0 0

2017 Tennessee Titans

| Date | Opp | W/L | P/S | Tot Solo | Asst | Sk | - Yds | QBP | TFL | Int - Yds | -TD | PD | FF | FR - Yds | SpT |
|---------|-------|-----|-----|----------|------|----|-------|-----|-----|-----------|-----|----|----|----------|-----|
| Sept 10 | Oak | L | S | 4 | 1 | 3 | 0.0 | 0.0 | 0 | 0 | 0 | 0 | 0 | 1 | 0 |
| Sept 17 | @ Jax | W | S | 8 | 8 | 0 | 0.0 | 0.0 | 0 | 0 | 0 | 0 | 0 | 0 | 0 |
| Sept 24 | Sea | W | S | 8 | 5 | 3 | 0.0 | 0.0 | 0 | 0 | 0 | 0 | 0 | 3 | 0 |
| Oct 1 | @ Hou | L | S | 6 | 6 | 0 | 0.0 | 0.0 | 0 | 0 | 0 | 0 | 0 | 0 | 0 |
| Oct 8 | @ Mia | L | S | 2 | 2 | 0 | 0.0 | 0.0 | 0 | 1 | 0 | 0 | 0 | 0 | 0 |
| Oct 16 | Ind | W | S | 3 | 2 | 1 | 0.0 | 0.0 | 0 | 1 | 0 | 0 | 0 | 2 | 0 |
| Oct 22 | @ Cle | W | S | 2 | 1 | 1 | 0.0 | 0.0 | 0 | 0 | 0 | 0 | 0 | 0 | 0 |
| Nov 5 | Bal | W | S | 7 | 5 | 2 | 0.0 | 0.0 | 0 | 0 | 0 | 0 | 0 | 3 | 0 |
| Nov 12 | Cin | W | S | 5 | 4 | 1 | 0.0 | 0.0 | 0 | 0 | 0 | 0 | 0 | 1 | 0 |
| Nov 16 | @ Pit | L | S | 7 | 5 | 2 | 0.0 | 0.0 | 0 | 0 | 0 | 0 | 0 | 2 | 0 |
| Nov 26 | @ Ind | W | S | 4 | 2 | 2 | 0.0 | 0.0 | 2 | 0 | 0 | 0 | 0 | 0 | 0 |
| Dec 3 | Hou | W | S | 6 | 5 | 1 | 0.0 | 0.0 | 0 | 0 | 0 | 0 | 0 | 3 | 0 |
| Dec 10 | @ Ari | L | S | 7 | 6 | 1 | 0.0 | 0.0 | 0 | 0 | 0 | 0 | 0 | 0 | 0 |
| Dec 17 | @ SF | L | S | 4 | 2 | 2 | 0.0 | 0.0 | 0 | 0 | 0 | 0 | 0 | 0 | 0 |
| Dec 24 | LAR | L | IA | | | | | | | | | | | | |
| Dec 31 | Jax | W | S | 0 | 0 | 0 | 0.0 | 0.0 | 0 | 0 | 0 | 0 | 0 | 0 | 0 |

Totals 9-7 15/15 73 54 19 0.0 0.0 2 2 0 0 0 14 1 0 0 0

Playoffs

| | | | | | | | | | | | | | | | |
|--------|------|---|---|----|---|---|-----|-----|---|---|---|---|---|---|---|
| Jan 6 | @ KC | W | S | 1 | 1 | 0 | 0.0 | 0.0 | 0 | 1 | 0 | 0 | 0 | 0 | 0 |
| Jan 13 | @ NE | L | S | 11 | 9 | 2 | 0.0 | 0.0 | 0 | 0 | 0 | 0 | 0 | 1 | 0 |

Totals 1-1 2/2 12 10 2 0.0 0.0 0 1 0 0 0 1 0 0 0 0

2018 Tennessee Titans

| Date | Opp | W/L | P/S | Tot | Solo | Asst | Sk | - Yds | QBP | TFL | Int - Yds | -TD | PD | FF | FR - Yds | SpT |
|---------|-------|-----|-----|-----|------|------|-----|-------|---|-----|-----------|-----|----|----|----------|-----|
| Sept 9 | @ Mia | L | S | 7 | 4 | 3 | 0.0 | 0.0 | 0 | 0 | 0 | 0 | 0 | 0 | 0 | 0 |
| Sept 16 | Hou | W | S | 7 | 4 | 3 | 1.0 | 7.0 | 0 | 0 | 0 | 0 | 0 | 0 | 0 | 0 |
| Sept 23 | @ Jax | W | S | 9 | 4 | 5 | 0.0 | 0.0 | 0 | 0 | 0 | 0 | 0 | 0 | 0 | 0 |
| Sept 30 | Phi | W | S | 2 | 2 | 0 | 0.0 | 0.0 | 0 | 0 | 0 | 0 | 0 | 1 | 0 | 0 |
| Oct 7 | @ Buf | L | S | 5 | 4 | 1 | 0.0 | 0.0 | 0 | 1 | 0 | 0 | 0 | 0 | 0 | 0 |
| Oct 14 | Bal | L | S | 7 | 4 | 3 | 0.0 | 0.0 | 0 | 0 | 0 | 0 | 0 | 1 | 0 | 0 |
| Oct 21 | @ LAC | L | S | 6 | 5 | 1 | 0.0 | 0.0 | 0 | 0 | 0 | 0 | 2 | 0 | 0 | 0 |
| Nov 5 | @ Dal | W | S | 5 | 5 | 0 | 0.0 | 0.0 | 1 | 0 | 0 | 0 | 0 | 0 | 0 | 0 |
| Nov 11 | NE | W | S | 7 | 5 | 2 | 1.0 | 7.0 | 0 | 0 | 0 | 0 | 0 | 1 | 0 | 0 |
| Nov 18 | @ Ind | L | S | 3 | 2 | 1 | 0.0 | 0.0 | 0 | 0 | 0 | 0 | 0 | 0 | 0 | 0 |
| Nov 26 | @ Hou | L | S | 9 | 3 | 6 | 0.0 | 0.0 | 0 | 0 | 0 | 0 | 0 | 0 | 0 | 0 |
| Dec 2 | NYJ | W | S | 6 | 4 | 2 | 0.0 | 0.0 | 0 | 0 | 0 | 0 | 0 | 1 | 0 | 0 |
| Dec 6 | Jax | W | S | 9 | 6 | 3 | 1.0 | 14.0 | 0 | 0 | 0 | 0 | 0 | 0 | 0 | 0 |
| Dec 16 | @ NYG | W | S | 3 | 2 | 1 | 1.0 | 4.0 | 0 | 0 | 0 | 0 | 0 | 2 | 0 | 0 |
| Dec 22 | Was | | | | | | | | Placed on injured reserve on Dec. 18, 2018. | | | | | | | |

LOGAN RYAN'S NFL STATISTICS

REGULAR SEASON

| Year | Team | REGULAR SEASON | | TACKLES | | | | | | | INTERCEPTIONS | | | | | FUMBLES | | | |
|-------------------|-------------|----------------|-----------|------------|------------|------------|-------------|-------------|----------|----------|---------------|------------|------------|----------|-----------|----------|----------|----------|----------|
| | | GP | GS | Tot | Solo | Asst | Sk | Yds | QBP | TFL | No | Yds | Lg | TD | PD | FF | FR | Yds | SpT |
| 2013 | New England | 16 | 7 | 41 | 33 | 8 | 1.5 | 14.0 | NA | NA | 5 | 82 | 79t | 1 | 10 | 1 | 0 | 0 | 0 |
| 2014 | New England | 16 | 6 | 36 | 24 | 12 | 0.0 | 0.0 | NA | NA | 2 | 0 | 0 | 0 | 6 | 1 | 0 | 0 | 8 |
| 2015 | New England | 16 | 14 | 82 | 62 | 20 | 0.0 | 0.0 | NA | NA | 4 | 39 | 25 | 0 | 14 | 0 | 0 | 0 | 0 |
| 2016 | New England | 16 | 13 | 92 | 74 | 18 | 1.0 | 12.0 | NA | NA | 2 | 46 | 46 | 0 | 11 | 1 | 0 | 0 | 0 |
| 2017 | Tennessee | 15 | 15 | 73 | 54 | 19 | 0.0 | 0.0 | 2 | 2 | 0 | 0 | - | 0 | 14 | 1 | 0 | 0 | 0 |
| 2018 | Tennessee | 14 | 14 | 85 | 54 | 31 | 4.0 | 32.0 | 1 | 1 | 0 | 0 | - | 0 | 8 | 0 | 0 | 0 | 0 |
| 2019 | Tennessee | 16 | 16 | 120 | 76 | 44 | 4.5 | 31.5 | 2 | 4 | 4 | 16 | 16 | 0 | 19 | 4 | 0 | 0 | 0 |
| NFL Totals | | 109 | 85 | 529 | 377 | 152 | 11.0 | 89.5 | 5 | 7 | 17 | 183 | 79t | 1 | 82 | 8 | 0 | 0 | 8 |

PLAYOFFS

| Year | Team | PLAYOFFS | | TACKLES | | | | | | | INTERCEPTIONS | | | | | FUMBLES | | | |
|-----------------------|-------------|-----------|-----------|-----------|-----------|-----------|------------|------------|----------|----------|---------------|-----------|-----------|----------|----------|----------|----------|----------|----------|
| | | GP | GS | Tot | Solo | Asst | Sk | Yds | QBP | TFL | No | Yds | Lg | TD | PD | FF | FR | Yds | SpT |
| 2013 | New England | 2 | 0 | 12 | 9 | 3 | 0.0 | 0.0 | NA | NA | 0 | 0 | - | 0 | 0 | 0 | 0 | 0 | 0 |
| 2014 | New England | 3 | 0 | 4 | 4 | 0 | 0.0 | 0.0 | NA | NA | 0 | 0 | - | 0 | 1 | 1 | 0 | 0 | 0 |
| 2015 | New England | 2 | 2 | 14 | 13 | 1 | 0.0 | 0.0 | NA | NA | 0 | 0 | - | 0 | 1 | 0 | 0 | 0 | 0 |
| 2016 | New England | 3 | 3 | 22 | 16 | 6 | 1.0 | 5.0 | NA | NA | 1 | 23 | 23 | 0 | 4 | 0 | 0 | 0 | 0 |
| 2017 | Tennessee | 2 | 2 | 12 | 10 | 2 | 0.0 | 0.0 | 0 | 1 | 0 | 0 | - | 0 | 1 | 0 | 0 | 0 | 0 |
| 2019 | Tennessee | 3 | 3 | 27 | 21 | 6 | 0.0 | 0.0 | 0 | 1 | 1 | 9 | 9t | 1 | 2 | 0 | 0 | 0 | 0 |
| Playoff Totals | | 15 | 10 | 91 | 73 | 18 | 1.0 | 5.0 | 0 | 2 | 2 | 32 | 23 | 1 | 9 | 1 | 0 | 0 | 0 |

Single-Game Highs

Tackles - 17 vs. Buffalo (10/2/16)
 Interceptions - 2 at Baltimore (12/22/13)
 Interception Long - 79t at N.Y. Jets (10/20/13)
 Sacks - **1.5 (Twice, last at Cleveland 9/8/19)**
 Passes Defensed - 4 at Denver (11/29/15)
 Forced Fumble - **1 (Eight times, last vs. Houston 12/15/19)**

Additional Statistics

Touchdowns - 1, 79-yard interception return at N.Y. Jets (10/20/13)

Playoff Single-Game Highs

Tackles - **13 at Baltimore (1/11/20)**
 Interceptions - **1 (Twice, last at New England 1/4/20)**
 Interception Long - 23 vs. Houston (1/14/17)
 Sacks - 1 vs. Houston (1/14/17)
 Passes Defensed - 3 vs. Houston (1/14/17)
 Forced Fumble - 1 vs. Baltimore (1/10/14)

Additional Playoff Statistics

Touchdowns - **1, 9-yard interception return at New England (1/4/20)**



76 RODGER SAFFOLD

GUARD • 6'5" • 325 LBS • COLLEGE: INDIANA

ACQUIRED: UNRESTRICTED FREE AGENT (LOS ANGELES RAMS) - 2019

NFL EXPERIENCE (NFL/TITANS): 10/1 • HOMETOWN: BEDFORD, OHIO

GAMES PLAYED/GAMES STARTED: 130/127 (PLAYOFFS: 7/7)



PRO: The Titans signed Rodger Saffold early in the 2019 free agency period to bring veteran leadership and experience to the interior of the offensive front. The 6-foot-5-inch, 325-pounder was originally selected by the St. Louis Rams in the second round (33rd overall) of the 2010 NFL Draft. The Indiana University product is a versatile player, having started contests at both guard and both tackle spots in his NFL career.

CAREER HIGHLIGHTS:

- In 2018, Saffold started all 16 games for the Rams and all three postseason contests on L.A.'s march to Super Bowl LIII. He helped open holes for Todd Gurley II to gain 1,251 rushing yards and 17 touchdowns on the ground.
- In 2017, Saffold started 15 games at left guard and blocked for Todd Gurley's 1,305-yard rushing campaign that included 13 rushing scores.
- In 2010, Saffold was named All-Rookie by Pro Football Weekly and the Pro Football Writers of America after finishing the season as the only NFL rookie to start all of his team's games at left tackle.

TITANS TIDBITS:

- Saffold is the owner of competitive "Call of Duty" and "Fortnite" teams called Rise Nation. He invested in the video game industry in April 2014.
- His father, Rodger II, played football at the University of Iowa in the mid-1970s.
- Rodger and his wife Asia grew up on the same street as eight-year olds in Ohio. The childhood friend's romance didn't begin until quite awhile later when the two re-connected on Facebook during Saffold's second-year with the Rams.

CAREER TRANSACTIONS:

- A native of Bedford, Ohio, Saffold was selected by the St. Louis Rams in the second round (33rd overall) of the 2010 NFL Draft.
- Signed by the Titans as an unrestricted free agent on March 15, 2019.

SEASON RECAPS:

2019 (16/16, 3/3 - Tennessee): Started all 16 games at left guard in his first season with the Titans and helped Derrick Henry lead the NFL with 1,540 rushing yards. Started all three postseason contests at left guard.

- At Cleveland (9/8), started at left guard in his Titans debut and opened holes for Titans' ball carriers to gain 123 yards on the ground.
- Against Indianapolis (9/15), started at left guard.
- At Jacksonville (9/19), started at left guard.
- At Atlanta (9/29), started at left guard and was a part of an offensive front that did not allow a sack on 27 pass attempts, while opening holes for Titans' ball carriers to gain 138 yards on the ground.
- Against Buffalo (10/6), started at left guard.
- At Denver (10/13), started at left guard.
- Against L.A. Chargers (10/20), started at left guard and helped the offense amass 403 total yards.
- Against Tampa Bay (10/27), started at left guard but left the game late in the first quarter with an injury.
- At Carolina (11/3), started at left guard.
- Against Kansas City (11/10), started at left guard and helped open holes for Titans' rushers to gain 225 yards on the ground.
- Against Jacksonville (11/24), started at left guard and blocked for Titans' ball carriers to gain 219 rushing yards.
- At Indianapolis (12/1), started at left guard and helped open holes for Derrick Henry to collect 149 rushing yards on 26 carries.
- At Oakland (12/8), started at left guard and was a part of an offensive front

that blocked for Titans' ball carriers to gain 161 yards on the ground, while also not allowing a sack on 27 pass attempts.

- Against Houston (12/15), started at left guard and was a member of an offensive line that opened holes for Titans' rushers to gain 163 yards on the ground.
- Against New Orleans (12/22), started at left guard and helped the Titans amass 149 rushing yards on 26 carries.
- At Houston (12/29), started at left guard and was a part of an offensive front that blocked for Derrick Henry to amass 211 yards on the ground and become the NFL's leading rusher in 2019.
- At New England (1/4), started at left guard and was a member of an offensive front that opened holes for Derrick Henry to collect 182 yards on the ground.
- At Baltimore (1/11), started at left guard and was a part of an offensive line that blocked for Derrick Henry to collect a franchise postseason record 195 rushing yards.
- At Kansas City (1/19), started at left guard.

2018 (16/16, 3/3 - Los Angeles Rams): Started all 16 regular season games and all three postseason contests at left guard. Was a member of an offensive front that blocked for the NFL's second ranked offense, including the third ranked ground game and fifth ranked passing attack.

- Against Arizona (9/16), started at left guard in his 100th career game and helped open holes for Todd Gurley II's three rushing touchdowns.
- Against Minnesota (9/27), played in all 55 offensive plays at left guard and helped the offense total 556 yards.
- At Denver (10/14), started at left guard and helped paved the way for Todd Gurley II to set a new career-high in rushing yards with 208 yards.
- Against Green Bay (10/28), appeared in all 78 offensive plays and blocked for Todd Gurley II to gain 195 yards from scrimmage.
- At New Orleans (11/4), started at left guard and played all 60 offensive plays and helped give Jared Goff time to throw for 391 yards and three touchdowns.
- Against Dallas (1/12), appeared in all 79 offensive plays and paved the way for Todd Gurley II to rush for 115 yards and one touchdown in the Divisional Round.
- At New Orleans (1/20), started at left guard and played all 69 offensive plays and protected Jared Goff to throw for 297 yards.
- Against New England in Super Bowl LIII (2/3), started at left guard and played all 65 offensive snaps.

2017 (15/15, 1/1 - Los Angeles Rams): Started 15 games at left guard plus one playoff start. Played a key role on the top-ranked scoring team in the league. Did not play in the regular season finale.

- At Dallas (10/1), played all 69 offensive snaps and paved the way for 168 total rushing yards.
- Against Arizona (10/22), played all 80 offensive snaps and opened running lanes for Todd Gurley II who notched his fourth 100-plus yard rushing game of the season.
- Against Houston (11/12), allowed Jared Goff to have time in the pocket to throw for a career-high 355 yards.
- At Tennessee (12/24), helped protect Jared Goff who recorded 301 passing yards and four touchdowns.
- Against Atlanta (1/6), made first-career postseason start at left guard in the Wild Card matchup. Helped give Jared Goff time to throw for 259 yards and one touchdown.

2016 (15/15 - Los Angeles Rams): Started 15 games at various positions along the line including left guard, left tackle, and right tackle. Started 12

games at left guard, two games at left tackle and the regular season finale at right tackle. Was inactive for one contest.

- At Tampa Bay (9/25), started at left guard and opened up running lanes for Todd Gurley to rush for two touchdowns.

- At New Orleans (11/27), started at left tackle for the first time since late in the 2012 campaign. Left the game in the second quarter and did not return.

2015 (5/5 - St. Louis): Started the first five games of the season at right guard before being placed on injured reserve on Oct. 15.

- At Arizona (10/4), part of an offensive line that helped produce 164 rushing yards.

2014 (16/16 - St. Louis): Started 16 games. Started 13 games at left guard and three contests at right guard. Saw action at both tackle positions.

- Against Dallas (9/21), started at left guard and helped block for an offense that produced 448 total yards.

- Against Denver (11/16), started at left guard and helped block for the offense to register a 100-yard rusher and 100-yard receiver.

- Against Oakland (11/30), started at left guard and was a member of an offensive front that helped the offense score 38 points in the first half, which is tied for second-most in franchise history.

2013 (12/9 - St. Louis): Played in 12 games with nine starts. Started three games at right tackle, five at right guard and one at left tackle. Was inactive for four games.

- Against Arizona (9/8), started at right tackle and was a part of an offensive line that helped block for Sam Bradford allowing him to throw for 299 yards and two touchdowns.

- At Indianapolis (11/10), marked his first career start at right guard. Helped block for the Rams' backs to run for 140 yards, the team's third straight 100 yard rushing game.

- Against Chicago (11/24), started at right guard and was a part of an offensive line that helped block for the Rams rushing corps to run for 258 yards, the team's highest single game total of the season.

- Against Tampa Bay (12/22), started at right guard and moved to left tackle for Jake Long who left in the first quarter with an injury. Helped block for two rushing touchdowns.

2012 (10/10 - St. Louis): Started 10 games at left tackle, including the final eight contests of the season. Helped Steven Jackson reach 1,000 yards for the eighth-straight season. Was inactive for six games.

- At San Francisco (11/11), started at left tackle and helped the Rams put up 458 total yards on offense.

- At Arizona (11/25), started at left tackle and helped Steven Jackson notch 139 yards on the ground.

- At Seattle (12/30), started at left tackle and was a part of an offensive line that allowed zero sacks.

2011 (9/9 - St. Louis): Started all nine games he played at left tackle from Weeks 1-10. Placed on injured reserve on Nov. 19 missing the final seven games of the campaign.

2010 (16/16 - St. Louis): Named All-Rookie by Pro Football Weekly and the Pro Football Writers of America. Finished the season as the only NFL rookie to start all of his team's games at left tackle. Allowed only three sacks in 590 pass attempts and was a part of an offensive line that helped Steven Jackson surpass the 1,000-yard mark for a sixth consecutive year.

COLLEGE:

- Started 41 of 42 games at Indiana. Never left the starting lineup after sliding in at left tackle midway through his true freshman campaign. While in the starting lineup the Hoosiers rushed over 100 yards in 29 games. In his last two seasons, registered 171 knockdowns and 20 touchdown-resulting blocks.

- As a senior (2009), named a team captain and started all 12 games at left tackle. Selected second team All-Big Ten by the conference coaches and named honorable mention by the league's media. Anchored an offensive line that allowed just 16 sacks on the season, a total that ranked second in the Big Ten and shared 28th nationally. The front five surrendered one sack per 27.5 pass attempts, which ranked second in the Big Ten. Saffold allowed just one sack on the year. Hoosiers rushed for over 180 yards on four occasions, including 197 yards at No. 23 Michigan and 196 yards against Purdue.

- As a junior (2008), started 10 games at left tackle. Battled a back injury the entire season and missed two games with a knee injury. The Hoosiers broke the 2,000-yard rushing mark (2,003) for the second straight year, the first time since 2000 and 2001 an Indiana team produced back-to-back 2,000-yard rushing seasons. Indiana averaged 4.5 yards per carry and posted 19 rushing scores, its best numbers since 2001. The team rushed for over 250 yards four times with a season-best 297 yards in the season-opening win over Western Kentucky.

- As a sophomore (2007), started all 13 games at left tackle. Helped the Hoosiers average 157.4 yards per game on the ground and 393.8 yards of total offense, the highest averages in each category since 2001. The Hoosiers also set a new school record with 412 points and finished second in school history averaging 31.7 points per game. A key component of an Indiana rushing attack that went over 100 yards nine times and over 200 yards five times.

- As a freshman (2006), played in seven games starting six times. Started at left tackle for six straight contests, beginning with the Hoosiers' game against Wisconsin. In those six starts, the Hoosier running game topped 100 yards five times and averaged 138.5 per contest.

- Graduated in May 2010 with a public affairs management degree from Indiana.

PERSONAL:

- Was a two-way lineman at Bedford (Ohio) High School and was rated a two-star prospect by Rivals.com.

- As a senior, earned first team All-Lake Erie League, All-District and honorable mention All-State honors after recording 18 tackles as a defensive end and notching a 94-percent blocking efficiency on the offensive front. Also played in 2006 Ohio North-South All-Star game.

- Follow Saffold on Twitter at @Rodger_Saffold.

- Follow Saffold on Instagram at @rsaff76.

- Born Rodger P. Saffold III on June 6, 1988 in Bedford, Ohio.

RODGER SAFFOLD'S NFL STATISTICS

REGULAR SEASON

| Year | Team | GP | GS |
|-------------------|----------------|------------|------------|
| 2010 | St. Louis Rams | 16 | 16 |
| 2011 | St. Louis Rams | 9 | 9 |
| 2012 | St. Louis Rams | 10 | 10 |
| 2013 | St. Louis Rams | 12 | 9 |
| 2014 | St. Louis Rams | 16 | 16 |
| 2015 | St. Louis Rams | 5 | 5 |
| 2016 | L.A. Rams | 15 | 15 |
| 2017 | L.A. Rams | 15 | 15 |
| 2018 | L.A. Rams | 16 | 16 |
| 2019 | Tennessee | 16 | 16 |
| NFL Totals | | 130 | 127 |

PLAYOFFS

| Year | Team | GP | GS |
|-------------------|-----------|----------|----------|
| 2017 | L.A. Rams | 1 | 1 |
| 2018 | L.A. Rams | 3 | 3 |
| 2019 | Tennessee | 3 | 3 |
| NFL Totals | | 7 | 7 |

Starts Breakdown:

2010 - LT 16; 2011 - LT 9; 2012 - LT 10; 2013 - RT 3, RG 5, LT 1; 2014 - LG 13, RG 3; 2015 - RG 5; 2016 - LG 12, LT 2, RT 1; 2017 - LG 15 (Playoffs - LG 1); 2018 - LG 16 (Playoffs - LG 3); 2019 - LG 16 (Playoffs - LG 3)

Additional Career Statistics

Misc. Tackles - 1 (2011), 1 (2013), 2 (2014), 1 (2015), 1 (2016)

Fumble Recoveries - 1 (2012), 1 (2019)



19 TAJAÉ SHARPE

WIDE RECEIVER • 6'2" • 194 LBS • COLLEGE: MASSACHUSETTS

ACQUIRED: 5TH ROUND - 2016 • NFL EXPERIENCE (NFL/TITANS): 4/4

HOMETOWN: PISCATAWAY, N.J.

GAMES PLAYED/GAMES STARTED: 47/29 (PLAYOFFS: 3/1)



PRO: The Titans selected Tajaé Sharpe in the fifth round (140th overall) of the 2016 NFL Draft. The 6-foot-2-inch, 194-pounder is known for his precise route-running and he shows excellent body control and concentration when the ball is in the air. Sharpe led the nation with 111 receptions as a senior and finished his career as the University of Massachusetts all-time leader in receptions, receiving yards and catches in a single game.

CAREER HIGHLIGHTS:

- In 2018, appeared in all 16 games and ranked fourth on the team in receptions (26) and receiving yards (316).
- In 2018, 84.6 percent of his receptions earned first downs (22 of 26), which ranked first in the NFL among players with eight or more receptions.
- Sharpe recorded his first career 100-yard game (101) in Week 7 of the 2018 season at the Los Angeles Chargers in London.
- He appeared in all 16 games with 10 starts as a rookie in 2016, and became one of four rookies in the "Titans era" (1999-present) to tally at least 500 receiving yards. Finished the season ranked fourth on the team with 41 receptions and third on the team with 522 receiving yards.
- In 2015, Sharpe enjoyed a stellar senior campaign by being named a Walter Camp All-American and first-team All-Mid-American Conference selection. Sharpe led the nation with 111 receptions and led the Minutemen with 1,319 receiving yards and five touchdowns. He topped 100 receiving yards in six games and recorded at least 11 receptions in six games.
- Sharpe caught at least one pass in all 47 career games in which he appeared at Massachusetts.

TITANS TIDBITS:

- Sharpe's grandmother, Cozy Little, is a breast cancer survivor who was initially diagnosed in 2001. She was honored as the 12th Titan prior to a 2016 home game against the Cleveland Browns in conjunction with the team's Breast Cancer Awareness Month efforts.
- Sharpe was so excited to get into football mode that he brought his own football to the first day of the Titans rookie minicamp. He says he usually goes to sleep with it and carries one around as much as he can, just because.
- Sharpe's family members nicknamed him "Show," which is short for "Showtime."
- Sharpe started rapping during his freshman year in college after recognizing the need for a hobby after summer workouts were finished for the day. As a self-proclaimed 'music lover,' he is part of the hip-hop/rap group 'GMR,' short for Get Money Regardless. Sharpe and his group produce and record their own music at a studio in New Jersey, and the group released a mixtape during the 2019 offseason.

CAREER TRANSACTIONS:

- The Piscataway, N.J., native was selected by the Titans in the fifth round (140th overall) the 2016 NFL Draft.

SEASON RECAPS:

2019 (15/6, 3/1): Played in 15 games with six starts at wide receiver and ranked second on the squad with four receiving touchdowns. Posted 25 receptions for 329 yards. Was inactive for one game. Saw action in all three postseason contests with a start at wide receiver and snared one pass for six yards. Led the team in receptions once in 2019 (vs. NO). Led the team in receiving yards once in 2019 (vs. NO).

- At Cleveland (9/8), played as a reserve at wide receiver.
- Against Indianapolis (9/15), saw action as a reserve at wide receiver and caught two passes for 24 yards.

- At Jacksonville (9/19), played as a reserve at wide receiver and snared two receptions for 70 yards. Hauled in a career-long 47-yard reception to the Jaguars' 15-yard line early in the third stanza.

- At Atlanta (9/29), started at wide receiver.

- Against Buffalo (10/6), played as a reserve at wide receiver and snared one pass for 12 yards.

- At Denver (10/13), played as a reserve at wide receiver.

- Against L.A. Chargers (10/20), started at wide receiver and notched two receptions for 19 yards with a touchdown. Gave the Titans a 16-10 lead with a five-yard touchdown catch in the back of the end zone on third-and-goal early in the fourth quarter.

- Against Tampa Bay (10/27), started at wide receiver and snared three passes for 18 yards with a touchdown. Increased the Titans lead to 14-3 with a six-yard touchdown reception in the corner of the end zone on third-and-goal late in the first stanza. Extended the Titans' game-winning scoring drive with a five-yard catch on third-and-four in the final quarter.

- At Carolina (11/3), started at wide receiver and grabbed two passes for 31 yards.

- Against Kansas City (11/10), started at wide receiver and posted one catch for 20 yards.

- Against Jacksonville (11/24), started at wide receiver.

- At Indianapolis (12/1), was inactive.

- At Oakland (12/8), returned to the lineup as a reserve at wide receiver and snared four passes for 25 yards. Kept the Titans' final touchdown drive alive with an eight-yard catch on third-and-four in the third quarter.

- Against Houston (12/15), played as a reserve at wide receiver and posted two catches for 28 yards.

- Against New Orleans (12/22), saw action as a reserve at wide receiver and snared a team-high five passes for a team-best 69 receiving yards with a career-best two receiving scores. Cut the Saints lead to 24-21 with a 36-yard touchdown catch on third-and-one in the third quarter. Got open in the back of the end zone for a seven-yard touchdown on third-and-two midway through the fourth quarter.

- At Houston (12/29), played as a reserve at wide receiver and caught one pass for 13 yards. Extended the Titans' second touchdown drive with a 13-yard catch on third-and-eight late in the first quarter.

- At New England (1/4), saw action as a reserve at wide receiver in his first career postseason contest and hauled in one pass for six yards.

- At Baltimore (1/11), played as a reserve at wide receiver.

- At Kansas City (1/19), started at wide receiver.

2018 (16/13): Played in all 16 games with 13 starts at wide receiver and ranked fourth on the team with 26 receptions and 316 receiving yards. Collected two receiving touchdowns. Rushed the ball once for 16 yards. Led the team in receiving yards twice in 2018 (vs. BAL, at LAC). Led or tied for the team lead in receptions three times in 2018 (vs. BAL, at LAC, vs. NYJ). Has one career 100-yard receiving performance which came in 2018 (at LAC).

- Against Houston (9/16), started at wide receiver and registered one reception for 14 yards. Extended the Titans' initial scoring drive in the fourth quarter with a leaping, 14-yard reception on third-and-three in the fourth quarter.

- Against Philadelphia (9/30), saw action as a reserve at wide receiver and hauled in two receptions for 27 yards with a touchdown. Extended the Titans' first touchdown drive with a 16-yard grab on third-and-five in the third stanza. Gave the Titans a 20-17 lead with an 11-yard touchdown grab with 5:01 left to play in the fourth quarter.

- At Buffalo (10/7), started at wide receiver and caught three passes for 30 yards. Converted a pair of third downs: a four-yard reception on third-and-

three and a 13-yard grab on third-and-eight during the Titans' first scoring drive of the second half.

- Against Baltimore (10/14), started at wide receiver and tied for the team lead with two catches for a team-best 33 receiving yards.
- At Los Angeles Chargers in London (10/21), started at wide receiver and led the team with a career-high-tying seven catches and a career-best 101 receiving yards, his first career 100-yard receiving performance. All seven receptions resulted in first downs and five of them converted third downs. Extended the Titans' opening scoring drive with a 16-yard reception on third-and-10 in the first quarter. Kept the Titans' second scoring drive alive with an 18-yard grab on third-and-seven on the first play of the second quarter. Converted a third-and-four with a six-yard catch over the middle during the Titans' final touchdown drive in the fourth quarter.
- At Indianapolis (11/18), started at wide receiver and hauled in five receptions for 37 yards. Extended the Titans' touchdown drive with a 14-yard catch on third-and-six in the fourth quarter. Made a diving reception in the corner of the end zone for a one-yard touchdown late in the fourth quarter.
- Against N.Y. Jets (12/2), started at wide receiver and snared three receptions for 51 yards. Hauled in two receptions for 48 yards during the Titans' touchdown drive in the third quarter.

2017 (0/0): Suffered a foot injury in the preseason and was placed on injured reserve on Sept. 2 where he spent the entire season.

2016 (16/10): Played in all 16 games with 10 starts at wide receiver as a rookie and ranked fourth on the team with 41 receptions and third on the squad with 522 receiving yards. Collected two receiving touchdowns. Joined Kenny Britt (2009), Kendall Wright (2012) and Dorial Green-Beckham (2015) as the only rookies in the "Titans era" (1999–present) with at least 500 receiving yards. Led the team in receptions once in 2016 (vs. MIN). Led or tied for the team lead in receiving yards twice in 2016 (vs. MIN, at JAX). Collected his first career touchdown against Green Bay (11/13/16). Appeared in his first career NFL game as the starter at wide receiver and became the team's first rookie wide receiver to start a season opener in the "Titans era" (1999–present) against Minnesota (9/11/16).

- Against Minnesota (9/11), made his NFL debut as a starter at wide receiver and led the team with seven receptions and 76 receiving yards. Became the team's first rookie wide receiver to start a season opener in the "Titans era" (1999–present). In franchise history, only one rookie—Sid Blanks in 1964—had more receptions in a season opener. Hauled in his first career reception with a 12-yard catch from Marcus Mariota in the first quarter. Extended the Titans' first touchdown drive with an eight-yard catch on third-and-eight late in the second quarter.
- At Detroit (9/18), started at wide receiver and hauled in four receptions for 33 yards. Extended the Titans' game-winning touchdown drive with a seven-yard catch on third-and-five in the fourth quarter.
- Against Oakland (9/25), started at wide receiver and registered three receptions for 48 yards. Hauled in a 23-yard pass and a 19-yard reception during the final drive in the fourth quarter.
- Against Indianapolis (10/23), saw action as a reserve at wide receiver and hauled in four passes for 59 yards. Extended the Titans' final touchdown drive with a 16-yard catch on third-and-15 late in the third quarter.
- At San Diego (11/6), saw action as a reserve at wide receiver and snared four receptions for 58 yards. Extended the Titans' second touchdown drive with a 29-yard reception along the left sideline on third-and-one late in the second quarter. Hauled in three receptions for 29 yards during the Titans' go-ahead touchdown drive to open the third quarter.
- Against Green Bay (11/13), started at wide receiver and collected three receptions for 68 yards with his first career receiving touchdown. Kept the Titans' second touchdown drive alive with a leaping, 22-yard catch on third-and-14 in the first quarter. Registered his first career NFL touchdown with a 33-yard catch from Marcus Mariota midway through the third quarter.
- At Indianapolis (11/20), started at wide receiver and caught four passes for 68 yards with a touchdown. Got open deep in the end zone for a 34-yard touchdown pass midway through the third quarter.
- At Jacksonville (12/24), played as a reserve at wide receiver and recorded three receptions for 48 yards. Extended the Titans' initial touchdown drive by hauling in a 13-yard reception on third-and-12 early in the second quarter.

COLLEGE:

- In four seasons at Massachusetts (2012-15), Sharpe appeared in 47 games with 43 starts and finished his career as the school's all-time leader

with 277 receptions and 3,486 receiving yards. The two-time All-MAC first team performer ended his collegiate career ranked third in Minuteman history with 16 touchdowns and sixth with 3,497 all-purpose yards.

- As a senior (2015), was a 2015 Walter Camp All-American and first-team All-Mid-American Conference honoree. Started all 12 games and for the second consecutive season led the team in receptions (111), receiving yards (1,319), touchdown catches (five) and yards per game (109.9). Caught at least one pass in all 47 career games in which he appeared.
- Against Florida International (10/3), set a school record and career-best with 15 receptions for 159 receiving yards with a score.
- As a junior (2014), named All-MAC first team wide receiver after starting all 12 games and leading all Minutemen with 1,281 receiving yards, 85 catches, seven touchdown receptions and 106.8 yards receiving per game. Was on the midseason Biletnikoff Award watch list and named a Phil Steele first team All-MAC wide receiver. Ranked ninth nationally among NCAA Division I FBS competitors in receiving yards per game (106.8) 10th for total receiving yards (1,281) and 11th in receptions per game (7.1). Finished first in the Mid-American Conference in receptions per game and second for receiving yards and receiving yards per game.
- Against Ball State (11/12), set a personal best with 239 receiving yards and tied the single game program record for the third time with 13 receptions. The 239 receiving yards he put up against Ball State were the most by a MAC player in 2014 and third-highest total in NCAA Division I.
- As a sophomore (2013), started 11 of 12 games at wide receiver and led the team with 61 receptions, 680 receiving yards (680) and four touchdowns. Finished second on the team with 680 all-purpose yards. Finished ninth in the MAC and 64th nationally with his 5.1 receptions per game.
- As a freshman (2012), played in 11 games with eight starts at wide receiver. Caught 20 passes for 206 yards and made four grabs for 20 or more yards. Had at least one catch in each contest.
- Majored in communications at Massachusetts.

PERSONAL:

- Attended Piscataway Township (N.J.) High School and was MSG Athlete of the Year. Was selected second team all-state selection and first team all-county and all-area teams.
- Served as team captain as a senior while playing wide receiver and safety. Led Piscataway High School to a pair of state championship titles in 2010 and 2011.
- Has a daughter, Jordyn.
- Also played basketball in high school.
- List of favorites: (TV show) "Martin"; (movie) "Friday"; (musician) Meek Mill; (athlete as a child) Allen Iverson and LeBron James; (food) seafood; and (guilty pleasure) M&Ms.
- Follow Sharpe on Twitter and on Instagram at @Show19ine.
- Follow Sharpe on Snapchat at @godsgift23.
- Born Tajaé Lamar Sharpe on Dec. 23, 1994 in Newark, N.J.

TAJAÉ SHARPE'S GAME-BY-GAME

2016 Tennessee Titans

| 2016 Tennessee Titans | | | | RECEIVING | | | | |
|-----------------------|-------|-----|-------|-----------|-----|------|-----|----|
| Date | Opp. | W/L | P/S | No | Yds | Avg | Lg | TD |
| Sept 11 | Min | L | S | 7 | 76 | 10.9 | 17 | 0 |
| Sept 18 | @ Det | W | S | 4 | 33 | 8.3 | 12 | 0 |
| Sept 25 | Oak | L | S | 3 | 48 | 16.0 | 23 | 0 |
| Oct 2 | @ Hou | L | S | 2 | 15 | 7.5 | 10 | 0 |
| Oct 9 | @ Mia | W | S | 2 | 17 | 8.5 | 9 | 0 |
| Oct 16 | Cle | W | p | 0 | 0 | - | 0 | 0 |
| Oct 23 | Ind | L | p | 4 | 59 | 14.8 | 21 | 0 |
| Oct 27 | Jax | W | p | 1 | 11 | 11.0 | 11 | 0 |
| Nov 6 | @ SD | L | p | 4 | 58 | 14.5 | 29 | 0 |
| Nov 13 | GB | W | S | 3 | 68 | 22.7 | 33t | 1 |
| Nov 20 | @ Ind | L | S | 4 | 68 | 17.0 | 34t | 1 |
| Nov 27 | @ Chi | W | S | 2 | 11 | 5.5 | 6 | 0 |
| Dec 11 | Den | W | S | 0 | 0 | - | 0 | 0 |
| Dec 18 | @ KC | W | S | 2 | 10 | 5.0 | 6 | 0 |
| Dec 24 | @ Jax | L | p | 3 | 48 | 16.0 | 24 | 0 |
| Jan 2 | Hou | W | p | 0 | 0 | - | 0 | 0 |
| Totals | | 9-7 | 16/10 | 41 | 522 | 12.7 | 34t | 2 |

2018 Tennessee Titans

| 2018 Tennessee Titans | | | | | RECEIVING | | | | |
|-----------------------|---|------|-----|-----|-----------|-----|------|----|----|
| Date | | Opp. | W/L | P/S | No | Yds | Avg | Lg | TD |
| Sept 9 | @ | Mia | L | S | 1 | 17 | 17.0 | 17 | 0 |
| Sept 16 | | Hou | W | S | 1 | 14 | 14.0 | 14 | 0 |
| Sept 23 | @ | Jax | W | S | 0 | 0 | - | 0 | 0 |
| Sept 30 | | Phi | W | p | 2 | 27 | 13.5 | 16 | 1 |
| Oct 7 | @ | Buf | L | S | 3 | 30 | 10.0 | 13 | 0 |
| Oct 14 | | Bal | L | S | 2 | 33 | 16.5 | 17 | 0 |
| Oct 21 | @ | LAC | L | S | 7 | 101 | 14.4 | 19 | 0 |
| Nov 5 | @ | Dal | W | S | 1 | 0 | 0.0 | 0 | 0 |
| Nov 11 | | NE | W | S | 0 | 0 | - | 0 | 0 |
| Nov 18 | @ | Ind | L | S | 5 | 37 | 7.4 | 19 | 1 |

| | | | | | | | | |
|---------------|-------|------------|--------------|-----------|------------|-------------|-----------|----------|
| Nov 26 | @ Hou | L | S | 0 | 0 | - | 0 | 0 |
| Dec 2 | NYJ | W | S | 3 | 51 | 17.0 | 28 | 0 |
| Dec 6 | Jax | W | S | 0 | 0 | - | 0 | 0 |
| Dec 16 | @ NYG | W | S | 1 | 6 | 6.0 | 6 | 0 |
| Dec 22 | Was | W | p | 0 | 0 | - | 0 | 0 |
| Dec 30 | Ind | L | p | 0 | 0 | - | 0 | 0 |
| Totals | | 9-7 | 16/13 | 26 | 316 | 12.2 | 28 | 2 |

2019 Tennessee Titans

| 2019 Tennessee Titans | | | | RECEIVING | | | | |
|-----------------------|-------|-----|------|-----------|-----|------|-----|----|
| Date | Opp. | W/L | P/S | No | Yds | Avg | Lg | TD |
| Sept 8 | @ Cle | W | p | 0 | 0 | - | 0 | 0 |
| Sept 15 | Ind | L | p | 2 | 24 | 12.0 | 15 | 0 |
| Sept 19 | @ Jax | L | p | 2 | 70 | 35.0 | 47 | 0 |
| Sept 29 | @ Atl | W | S | 0 | 0 | - | 0 | 0 |
| Oct 6 | Buf | L | p | 1 | 12 | 12.0 | 12 | 0 |
| Oct 13 | @ Den | L | p | 0 | 0 | - | 0 | 0 |
| Oct 20 | LAC | W | S | 2 | 19 | 9.5 | 14 | 1 |
| Oct 27 | TB | W | S | 3 | 18 | 6.0 | 7 | 1 |
| Nov 3 | @ Car | L | S | 2 | 31 | 15.5 | 16 | 0 |
| Nov 10 | KC | W | S | 1 | 20 | 20.0 | 20 | 0 |
| Nov 24 | Jax | W | S | 0 | 0 | - | 0 | 0 |
| Dec 1 | @ Ind | W | IA | | | | | |
| Dec 8 | @ Oak | W | p | 4 | 25 | 6.3 | 9 | 0 |
| Dec 15 | Hou | L | p | 2 | 28 | 14.0 | 16 | 0 |
| Dec 22 | NO | L | p | 5 | 69 | 13.8 | 36t | 2 |
| Dec 29 | @ Hou | W | p | 1 | 13 | 13.0 | 13 | 0 |
| Totals | | 9-7 | 15/6 | 25 | 329 | 13.2 | 47 | 4 |
| Playoffs | | | | | | | | |
| Jan 4 | @ NE | W | p | 1 | 6 | 6.0 | 6 | 0 |
| Jan 11 | @ Bal | W | p | 0 | 0 | - | 0 | 0 |
| Jan 19 | @ KC | L | S | 0 | 0 | - | 0 | 0 |
| Totals | | 2-1 | 3/1 | 1 | 6 | 6.0 | 6 | 0 |

TAJAÉ SHARPE'S NFL STATISTICS

REGULAR SEASON

| REGULAR SEASON | | | | RECEIVING | | | | | RUSHING | | | | |
|----------------|-----------|----|----|-----------|-------|-----------------|-----|----|---------|-----|------|----|----|
| Year | Team | GP | GS | No | Yds | Avg | Lg | TD | Att | Yds | Avg | Lg | TD |
| 2016 | Tennessee | 16 | 10 | 41 | 522 | 12.7 | 34t | 2 | 1 | 1 | 1.0 | 1 | 0 |
| 2017 | Tennessee | 0 | 0 | | | Injured Reserve | | | | | | | |
| 2018 | Tennessee | 16 | 13 | 26 | 316 | 12.2 | 28 | 2 | 1 | 16 | 16.0 | 16 | 0 |
| 2019 | Tennessee | 15 | 6 | 25 | 329 | 13.2 | 47 | 4 | 0 | 0 | - | 0 | 0 |
| NFL Totals | | 47 | 29 | 92 | 1,167 | 12.7 | 47 | 8 | 2 | 17 | 8.5 | 16 | 0 |

PLAYOFFS


| PLAYOFFS | | | | RECEIVING | | | | | RUSHING | | | | |
|------------|-----------|----|----|-----------|-----|-----|----|----|---------|-----|-----|----|----|
| Year | Team | GP | GS | No | Yds | Avg | Lg | TD | Att | Yds | Avg | Lg | TD |
| 2017 | Tennessee | 0 | 0 | 0 | 0 | 0.0 | - | 0 | 0 | 0 | - | 0 | 0 |
| 2019 | Tennessee | 3 | 1 | 1 | 6 | 6.0 | 6 | 0 | 0 | 0 | - | 0 | 0 |
| NFL Totals | | 3 | 1 | 1 | 6 | 6.0 | 6 | 0 | 0 | 0 | - | 0 | 0 |

Single-Game Highs

Receptions - 7 (Twice, last at L.A. Chargers 10/21/18)
 Receiving Yards - 101 at L.A. Chargers (10/21/18)
 Long Reception - **47 at Jacksonville (9/19/19)**
 Touchdowns - **2 vs. New Orleans (12/22/19)**
 Rushes - 1 (Twice, last at Jacksonville 9/23/18)
 Rushing Yards - 16 at Jacksonville (9/23/18)
 Rushing Long - 16 at Jacksonville (9/23/18)

Playoff Single-Game Highs

Receptions - **1 at New England (1/4/20)**
 Receiving Yards - **6 at New England (1/4/20)**
 Long Reception - **6 at New England (1/4/20)**



98 JEFFERY SIMMONS

DEFENSIVE LINEMAN • 6'4" • 305 LBS • COLLEGE: MISSISSIPPI STATE
ACQUIRED: 1ST ROUND - 2019 • NFL EXPERIENCE: ROOKIE
HOMETOWN: MACON, MISS.
GAMES PLAYED/GAMES STARTED: 9/7 (PLAYOFFS: 3/0)



PRO: The Titans selected Jeffery Simmons with the 19th overall pick in the 2019 NFL Draft. The 6-foot-4, 305-pound defensive lineman provides a rare blend of size, power and quickness. He was a first-team All-SEC selection as a sophomore and junior, adding second-team All-American as a junior. Following his junior season, he declared for the NFL Draft but suffered a knee injury during training in February 2019.

CAREER HIGHLIGHTS:

- As a junior in 2018, Simmons was named first-team All-SEC and second-team All-American after totaling 63 tackles, 17 tackles for loss and two sacks. His 17 tackles for loss led the team, ranked fourth in the SEC and were the third-most in single-season school history.
- During his sophomore season (2017), he set a career high with five sacks and added 12 tackles for loss.

TITANS TIDBITS:

- During college Simmons was a two-time member of the SEC Academic Honor Roll.
- Simmons' brother, Dylan Bradley, played football at Southern Miss and then spent time with the Minnesota Vikings. His uncle, Jason Hatcher, played 10 total seasons with the Dallas Cowboys and Washington Redskins.
- Away from football, Simmons enjoys fishing and spending time outdoors.

CAREER TRANSACTIONS:

- The Macon, Miss., native was selected by the Titans in the first round (19th overall) of the 2019 NFL Draft.

SEASON RECAPS:

2019 (9/7, 3/0): Played in nine games with seven starts during his rookie campaign and collected 40 tackles, two sacks, 14 quarterback pressures, two tackles for loss and a pass defended. Spent the first six weeks of the season on the non-football injury list. Saw action in all three postseason contests and notched four tackles, three quarterback pressures and a fumble recovery. Led or tied for the team lead in sacks twice in 2019 (vs. LAC, at OAK). Tied for the team lead in quarterback pressures once in 2019 (at HOU). Saw action in his first career game and registered his first career sack against the L.A. Chargers (10/20/19). Made his first career start against Tampa Bay (10/27/19).

- Against L.A. Chargers (10/20), made his NFL debut as a reserve at defensive end and posted six tackles, including a sack, a stop for loss and two quarterback pressures. Teamed with Harold Landry to stonewall Melvin Gordon for a one-yard loss on a rush off right tackle in the opening quarter. Collected his first career sack by dropping Philip Rivers for a three-yard loss in the third quarter. Combined with Rashaan Evans to stop Gordon for no gain on first-and-goal during the final goalline stand.
- Against Tampa Bay (10/27), notched his first career NFL start at defensive end and tallied four tackles and two quarterback pressures. Stonewalled Peyton Barber for no gain on a first-and-goal rush off right guard in the first quarter.
- At Carolina (11/3), started at defensive tackle and produced four tackles and a quarterback pressure.
- Against Kansas City (11/10), started at defensive end and registered three tackles and a quarterback pressure.
- Against Jacksonville (11/24), started at defensive end and notched six tackles.
- At Indianapolis (12/1), started at defensive end and posted five tackles and three quarterback pressures. Teamed with Kamalei Correa to stuff

Jonathan Williams for a two-yard loss on a rush off left end in the opening quarter.

- At Oakland (12/8), started at defensive end and amassed five tackles, including a sack and a stop for loss. Stuffed DeAndre Washington for a two-yard loss on a rush off left end late in the first quarter. Halted a Raiders' drive by sacking Derek Carr for a four-yard loss on third-and-two in the third quarter.
- Against Houston (12/15), started at defensive end and totaled four tackles, two quarterback pressures and a pass defended. Halted a potential Texans' scoring drive by deflecting a Deshaun Watson pass at the line of scrimmage that was then intercepted by Jayon Brown in the end zone.
- Against New Orleans (12/22), was inactive.
- At Houston (12/29), played as a reserve on the defensive front and recorded three tackles and three quarterback pressures.
- At New England (1/4), saw action as a reserve on the defensive front in his first career postseason contest and posted two tackles and a quarterback pressure.
- At Baltimore (1/11), played as a reserve at defensive end and recorded two tackles, a fumble recovery and two quarterback pressures. Set up the Titans' final touchdown by recovering a Lamar Jackson fumble after a Jurrell Casey strip-sack midway through the third quarter.
- At Kansas City (1/19), saw action as a reserve at defensive end.

COLLEGE:

• During a three-year career as a defensive tackle at Mississippi State, Simmons appeared in 38 contests with 28 starts. He finished his career ranked sixth in school history with 32.5 in tackles for loss. He also tied for sixth in MSU annals with five forced fumbles and tied for fourth with three blocked kicks. His totals also included 163 tackles, seven sacks, seven passes defended and two defensive touchdowns. He was one of two players in the nation to be named a Bednarik Award Semifinalist in both 2017 and 2018.

AS A JUNIOR (2018), appeared in 13 games with 12 starts. Led the team and ranked fourth in the SEC with 17 tackles for loss, which made up the third-highest total in school history. Tied for second in the SEC among defensive linemen with 63 total tackles and added a pair of sacks, one forced a fumble and four passes defended. Collected two or more tackles for loss in six different games and had at least one in nine contests.

- According to Pro Football Focus, he finished the campaign with the fourth-overall grade (91.6) and third-overall run-defense grade (93.2) among the nation's interior defensive linemen.
- Named a Bednarik Award Semifinalist and won the 2018 Conerly Trophy by the Mississippi Sports Hall of Fame and Museum as the top player in Mississippi. Also named second-team All-American (AP, The Athletic) and first-team All-SEC (AP, Coaches).
- Against Stephen F. Austin (9/1), opened the season with four tackles, including a career-high 3.5 tackles for loss.
- At No. 5 LSU (10/20), recorded a career-high 10 tackles, including one tackle for loss.
- At No. 1 Alabama (11/10), contributed six tackles and two tackles for loss.
- At Ole Miss (11/22), helped the Bulldogs win the Egg Bowl with four tackles, including two for loss and a sack, and added a forced fumble and a pass defended. Named SEC Defensive Lineman of the Week for his efforts.
- Against Iowa in the Outback Bowl (1/1/19), played his final game with Mississippi State and finished with four tackles, including 2.5 for loss and a sack. Over the first three plays of the game, recorded a sack and 1.5 tackles for loss. Recorded a season-high five total pressures, including a

pair of quarterback hits. Earned a spot on ESPN's All-Bowl team for his performance.

AS A SOPHOMORE (2017), started all 13 games and tallied 60 tackles, five sacks, 12 tackles for loss, 41 quarterback pressures, two forced fumbles, two fumble recoveries and one pass defended. With three total blocked kicks and punts, became the first SEC player since 2004 to lead the nation in the category.

- Named first-team All-SEC (AP, Coaches, PFF) and was a Bednarik Award Semifinalist. Added 2017 SEC Academic Honor Roll recognition. Twice named the SEC Defensive Lineman of the Week (vs. LA Tech, LSU).
- At Louisiana Tech (9/9), registered two touchdowns, providing his first touchdown when he skied into the air to block a punt and recovered the ball for a score. He added a fumble recovery and 90-yard return for a score. Also blocked a field goal in the contest.
- Against No. 11 LSU (9/16), recorded seven tackles, 1.5 tackles for loss and 1.5 sacks.
- At No. 13 Auburn (9/30), had six tackles, 1.5 tackles for loss and one sack.
- In the TaxSlayer Bowl against Louisville (12/31), pressured Heisman Trophy winner Lamar Jackson nine times and recorded one tackle for loss.

AS A FRESHMAN (2016), played in 12 games with three starts at defensive tackle and finished with 40 tackles, 3.5 tackles for loss and four quarterback hurries. Led all SEC freshman and tied for the team lead with two forced fumbles. Became the first MSU defensive lineman to earn Freshman All-SEC honors since Chris Jones in 2013. Named to the SEC First-Year Academic Honor Roll.

- Against South Carolina (9/10), made his collegiate debut and had an immediate impact with four tackles, two tackles for loss and one forced fumble.
- At Kentucky (10/22), recorded his first career start and produced a season-high six tackles. Added a key forced fumble in the fourth quarter that led to a recovery for a touchdown.
- Against Miami (Ohio) in the St. Petersburg Bowl (12/26), started and registered two tackles.
- Majored in human development at Mississippi State.

PERSONAL:

- Has a son, Jeffery Jr.
- Attended Noxubee County (Macon, Miss.) High School, where he was

named the nation's No. 10 overall player and the No. 2 defensive end by Scout.com. Named a five-star prospect by Rivals.com and Scout.com and a four-star prospect by 247Sports.com and ESPN.com. Named the top-rated player in Mississippi by Rivals.com and 247Sports.com.

- As a high school senior in 2015, helped Noxubee County win its second straight MHSAA Class 4A State Championship with a 12-4 overall record. Finished second on the team with 105 tackles. Led the Tigers with 20.5 tackles for loss, 18.5 sacks, 21 quarterback hurries, three blocked field goals and two blocked punts. Also forced two fumbles, recovered two fumbles, broke up five passes and recorded an interception.
- His mother is Brenda Bradley. He has one brother, Dylan, and two sisters, Brooke and Ashley.
- List of favorites: (movie) "The Blind Side"; (TV show) "Martin"; (song on your pregame playlist) "The Man" by Aloe Blacc; (meal) chicken alfredo; (dessert) Pecan Pie; and (sports team as a child) L.A. Lakers with Kobe Bryant.
- Follow Simmons on Twitter at @grindsimmons94 and on Instagram at @jsimmons_94.
- Born Jeffery Bernard Simmons Jr. on July 28, 1997, in Lasalle, La.

JEFFERY SIMMONS' COLLEGE STATISTICS

| REGULAR SEASON | | | | TACKLES | | | | | | | INTERCEPTIONS | | | | | | FUMBLES | | |
|----------------|-------------|----|----|---------|------|------|-----|------|------|-----|---------------|-----|----|----|----|----|---------|-----|--|
| Year | Team | GP | GS | Tot | Solo | Asst | Sk | Yds | TFL | Yds | No | Yds | Lg | TD | PD | FF | FR | Yds | |
| 2016 | Miss. State | 12 | 3 | 40 | 13 | 27 | 0.0 | 0.0 | 3.5 | 8 | 0 | 0 | - | 0 | 2 | 2 | 0 | 0 | |
| 2017 | Miss. State | 13 | 13 | 60 | 21 | 39 | 5.0 | 35.0 | 12.0 | 51 | 0 | 0 | - | 0 | 1 | 2 | 2 | 90 | |
| 2018 | Miss. State | 13 | 12 | 63 | 25 | 38 | 2.0 | 15.0 | 17.0 | 49 | 0 | 0 | - | 0 | 4 | 1 | 0 | 0 | |
| College Totals | | 38 | 28 | 163 | 59 | 104 | 7.0 | 50.0 | 32.5 | 108 | 0 | 0 | - | 0 | 7 | 5 | 2 | 90 | |

Single-Game Highs

Tackles - 10 at Louisiana State (10/20/18)
 Sacks - 1.5 vs. Louisiana State (9/16/17)
 Tackles for Loss - 3.5 vs. Stephen F. Austin (9/1/18)
 Forced Fumble - 1 (five times, last at Ole Miss, 11/22/18)
 Fumble Recoveries - 1 (twice, last vs. Ole Miss, 11/23/17)
 Passes Defended - 1 (seven times, last at Ole Miss, 11/22/18)

Blocked Punts - 1 vs. Louisiana Tech, 9/9/17
 Blocked Field Goals - 1 vs. Louisiana Tech, 9/9/17
 Touchdowns - 2 vs. Louisiana Tech, 9/9/17 (blocked punt and fumble return)

JEFFERY SIMMONS' DEFENSIVE GAME-BY-GAME

2019 Tennessee Titans

| Date | Opp | W/L | P/S | Tot | Solo | Asst | Sk | - Yds | QBP | TFL | Int - Yds | -TD | PD | FF | FR - Yds | SpT |
|---------|-------|-----|-----|-----|------|------|-----|-------|-----|-----|-----------|-----|----|----|----------|-----|
| Sept 8 | @ Cle | W | NFI | | | | | | | | | | | | | |
| Sept 15 | Ind | L | NFI | | | | | | | | | | | | | |
| Sept 19 | @ Jax | L | NFI | | | | | | | | | | | | | |
| Sept 29 | @ Atl | W | NFI | | | | | | | | | | | | | |
| Oct 6 | Buf | L | NFI | | | | | | | | | | | | | |
| Oct 13 | @ Den | L | NFI | | | | | | | | | | | | | |
| Oct 20 | LAC | W | p | 6 | 5 | 1 | 1.0 | 3.0 | 2 | 1 | 0 | 0 | 0 | 0 | 0 | 0 |
| Oct 27 | TB | W | S | 4 | 3 | 1 | 0.0 | 0.0 | 2 | 0 | 0 | 0 | 0 | 0 | 0 | 0 |
| Nov 3 | @ Car | L | S | 4 | 1 | 3 | 0.0 | 0.0 | 1 | 0 | 0 | 0 | 0 | 0 | 0 | 0 |
| Nov 10 | KC | W | S | 3 | 1 | 2 | 0.0 | 0.0 | 1 | 0 | 0 | 0 | 0 | 0 | 0 | 0 |

| | | | | | | | | | | | | | | | | |
|--------|-------|---|----|---|---|---|-----|-----|---|---|---|---|---|---|---|---|
| Nov 24 | Jax | W | S | 6 | 3 | 3 | 0.0 | 0.0 | 0 | 0 | 0 | 0 | 0 | 0 | 0 | 0 |
| Dec 1 | @ Ind | W | S | 5 | 3 | 2 | 0.0 | 0.0 | 3 | 0 | 0 | 0 | 0 | 0 | 0 | 0 |
| Dec 8 | @ Oak | W | S | 5 | 4 | 1 | 1.0 | 4.0 | 0 | 1 | 0 | 0 | 0 | 0 | 0 | 0 |
| Dec 15 | Hou | L | S | 4 | 3 | 1 | 0.0 | 0.0 | 2 | 0 | 0 | 0 | 0 | 1 | 0 | 0 |
| Dec 22 | NO | L | IA | | | | | | | | | | | | | |
| Dec 29 | @ Hou | W | p | 3 | 2 | 1 | 0.0 | 0.0 | 3 | 0 | 0 | 0 | 0 | 0 | 0 | 0 |

Totals 9-7 9/7 40 25 15 2.0 7.0 14 2 0 0 0 1 0 0 0 0

Playoffs

| | | | | | | | | | | | | | | | | |
|--------|-------|---|---|---|---|---|-----|-----|---|---|---|---|---|---|---|---|
| Jan 4 | @ NE | W | p | 2 | 1 | 1 | 0.0 | 0.0 | 1 | 0 | 0 | 0 | 0 | 0 | 0 | 0 |
| Jan 11 | @ Bal | W | p | 2 | 2 | 0 | 0.0 | 0.0 | 2 | 0 | 0 | 0 | 0 | 0 | 1 | 0 |
| Jan 19 | @ KC | L | p | 0 | 0 | 0 | 0.0 | 0.0 | 0 | 0 | 0 | 0 | 0 | 0 | 0 | 0 |

Totals 2-1 3/0 4 3 1 0.0 0.0 3 0 0 0 0 0 0 1 0 0

JEFFERY SIMMONS' NFL STATISTICS

REGULAR SEASON

| Year | Team | REGULAR SEASON | | TACKLES | | | | | | | INTERCEPTIONS | | | | | FUMBLES | | | |
|-------------------|-----------|----------------|----------|-----------|-----------|-----------|------------|------------|-----------|----------|---------------|----------|----------|----------|----------|----------|----------|----------|----------|
| | | GP | GS | Tot | Solo | Asst | Sk | Yds | QBP | TFL | No | Yds | Lg | TD | PD | FF | FR | Yds | SpT |
| 2019 | Tennessee | 9 | 7 | 40 | 25 | 15 | 2.0 | 7.0 | 14 | 2 | 0 | 0 | 0 | 0 | 1 | 0 | 0 | 0 | 0 |
| NFL Totals | | 9 | 7 | 40 | 25 | 15 | 2.0 | 7.0 | 14 | 2 | 0 | 0 | 0 | 0 | 1 | 0 | 0 | 0 | 0 |

PLAYOFFS


| Year | Team | PLAYOFFS | | TACKLES | | | | | | | INTERCEPTIONS | | | | | FUMBLES | | | |
|-------------------|-----------|----------|----------|----------|----------|----------|------------|------------|----------|----------|---------------|----------|----------|----------|----------|----------|----------|----------|----------|
| | | GP | GS | Tot | Solo | Asst | Sk | Yds | QBP | TFL | No | Yds | Lg | TD | PD | FF | FR | Yds | SpT |
| 2019 | Tennessee | 3 | 0 | 4 | 3 | 1 | 0.0 | 0.0 | 3 | 0 | 0 | 0 | 0 | 0 | 0 | 0 | 1 | 0 | 0 |
| NFL Totals | | 3 | 0 | 4 | 3 | 1 | 0.0 | 0.0 | 3 | 0 | 0 | 0 | 0 | 0 | 0 | 0 | 1 | 0 | 0 |

Single-Game Highs

Tackles - **6 (Twice, last vs. Jacksonville 11/24/19)**
 Sacks - **1 (Twice, last at Oakland 12/8/19)**
 Quarterback Pressures - **3 (Twice, last at Houston 12/29/19)**
 Tackles For Loss - **1 (Twice, last at Oakland 12/8/19)**
 Passes Defensed - **1 vs. Houston (12/15/19)**

Playoff Single-Game Highs

Tackles - **2 (Twice, last at Baltimore 1/11/20)**
 Quarterback Pressures - **2 at Baltimore (1/11/20)**
 Fumble Recovery - **1 at Baltimore (1/11/20)**



36 LeSHAUN SIMS

CORNERBACK • 6'0" • 203 LBS • COLLEGE: SOUTHERN UTAH

ACQUIRED: 5TH ROUND - 2016 • NFL EXPERIENCE (NFL/TITANS): 4/4

HOMETOWN: LAS VEGAS, NEV.

GAMES PLAYED/GAMES STARTED: 56/11 (PLAYOFFS: 3/0)



PRO: LeShaun Sims was selected by the Titans in the fifth round of the 2016 NFL Draft. The six-foot, 203-pounder saw action in 42 games over his first three seasons and registered 72 tackles, two interceptions, three stops for loss, 11 passes defended and 19 special teams tackles. Sims' presence adds more experience and athleticism to an already-competitive defensive back unit. With the reputation as a tough and physical corner and a willing tackler, he possesses the physical tools to match up with NFL receivers after a successful four-year career at Southern Utah.

CAREER HIGHLIGHTS:

- In 2018, Sims played in all 16 games for the first time in his career and registered two starts at cornerback.
- In 2017, Sims saw action in 13 games with five starts before being placed on injured reserve with a hamstring injury. His season totals included a career-high 33 tackles, one interception, five passes defended, and a career-high seven special teams tackles.
- As a rookie in 2016, Sims played in 13 games with two starts at cornerback and registered 18 tackles, an interception, a stop for loss and six passes defended.
- In 2015, Sims was a first-team All-Big Sky performer at Southern Utah, finishing the campaign with a pair of interceptions and 54 tackles. He helped the Thunderbirds win the conference title.

TITANS TIDBITS:

- He was commonly referred to as "Swis" in college because for his first college game the name on the back of his jersey was upside down. The nickname stuck.
- Prior to Sims, no prior student-athlete from Andre Agassi Prep in Las Vegas, Nev., had ever earned an athletic scholarship. When he was a high school freshman, the Stars played eight-man football in the public charter school's first year with a football team. They moved to 11-man football during his sophomore year, and by his senior season, the team won a league title.
- Sims is a movie buff who lists "Training Day" among his all-time favorites.

CAREER TRANSACTIONS:

- The Las Vegas, Nev., native was selected by the Titans in the fifth round (157th overall) of the 2016 NFL Draft.

SEASON RECAPS:

2019 (14/2, 3/0): Played in 14 games with two starts at cornerback and collected 31 tackles, two passes defended and seven special teams tackles. Was inactive for two games. Saw action in all three postseason games and posted a team-high four special teams tackles. Tied for the team lead in special teams tackles five times in 2019 (vs. KC, vs. HOU, at HOU, at BAL, at KC).

- At Cleveland (9/8), saw action as a reserve on special teams and limited snaps at cornerback.
- Against Indianapolis (9/15), notched a special teams tackle on coverage units.
- At Jacksonville (9/19), played as a reserve on special teams.
- At Atlanta (9/29), saw action as a reserve on special teams and notched a tackle on coverage units. In punt coverage late in the fourth quarter, he batted down a Brett Kern punt at the goal line that was then downed at the Falcons' two-yard line.
- Against Buffalo (10/6), played as a reserve on special teams.
- At Denver (10/13), saw action as a reserve on special teams. Downed Brett Kern's 38-yard punt at the Broncos' three-yard line in the final quarter.

- Against L.A. Chargers (10/20), played as a reserve at cornerback and on special teams. Helped pin the Chargers deep in their own territory by batting down Brett Kern's 34-yard punt that went out of bounds at the Los Angeles six-yard line in the second quarter.
- Against Tampa Bay (10/27), saw significant action as a reserve at cornerback and tallied four tackles and a pass defended. Broke up a pass intended for Tanner Hudson late in the second quarter.
- At Carolina (11/3), played as a reserve at cornerback and on special teams.
- Against Kansas City (11/10), made his first start of the season as the nickelback and registered a career-best 12 tackles. Collected a special teams tackle on coverage units.
- Against Jacksonville (11/24), saw action as a reserve at cornerback and notched five tackles. Collected two special teams tackles on coverage units.
- At Indianapolis (12/1), was inactive.
- At Oakland (12/8), was inactive.
- Against Houston (12/15), played as a reserve at cornerback and totaled three tackles. Collected a special teams tackle on coverage units.
- Against New Orleans (12/22), started at cornerback and produced seven tackles and a pass defended. Stuffed Latavius Murray for no gain on a rush off left tackle in the opening quarter. Broke up a pass intended for Michael Thomas in the final stanza.
- At Houston (12/29), played as a reserve on special teams and at cornerback late in the game. Tied for the team lead with a special teams stop on coverage units.
- At New England (1/4), saw action as a reserve on special teams in his postseason debut.
- At Baltimore (1/11), played as a reserve on special teams and led the team with two tackles on coverage units.
- At Kansas City (1/19), tied for the team lead two special teams tackles on coverage units.

2018 (16/2): Played in all 16 games for the first time in his career with two starts at cornerback. Collected 21 tackles, a quarterback pressure, a stop for loss and six special teams tackles. Tied for the team lead in special teams tackles four times in 2018 (at JAX, at BUF, at DAL, vs. NYJ).

- At Jacksonville (9/23), saw significant action as a reserve at cornerback after Adoree' Jackson left the game in the second quarter with an injury and posted a tackle. Notched a special teams tackle on coverage units. Snuffed out a fake punt and stopped Corey Grant short of the first down in the first quarter.
- At Dallas (11/5), played as a reserve on special teams and tied for the team lead with a tackle on coverage units.
- Against New England (11/11), saw action as a reserve on special teams and limited snaps at cornerback in the fourth quarter. Notched a special teams stop on coverage units.
- At Houston (11/26), played significant snaps at cornerback after Malcolm Butler left the contest in the second quarter with an injury and recorded five tackles.
- At N.Y. Giants (12/16), saw action as a reserve at cornerback and posted two tackles in the Titans' first shutout win since 2000.
- Against Washington (12/22), made his first start of the season as the nickelback and totaled a career-high tying six tackles, including a stop for loss and a quarterback pressure. Stonewalled Adrian Peterson for a one-yard loss on a rush up the middle in the fourth quarter.
- Against Indianapolis (12/30), started as the nickelback and registered four tackles.

2017 (13/5): Played in 13 games with five starts at cornerback and tallied a career-high 33 tackles, an interception, a forced fumble, a stop for loss and five passes defended. Notched seven special teams tackles on coverage units. Placed on injured reserve on Dec. 22, 2017. Tied for the team lead in special teams tackles three times in 2017 (at HOU, vs. IND, at CLE).

- At Jacksonville (9/17), made his season debut as a reserve cornerback and collected two tackles and a forced fumble.
- Against Seattle (9/24), started at cornerback as the team opened in a nickel package and notched two tackles and two passes defended. Ended a Seahawks' drive by breaking up a third-and-10 pass intended for Paul Richardson in the second quarter.
- At Houston (10/1), played as a reserve at cornerback and tied a career-high with four tackles. Tied for the team lead with a special teams tackle.
- At Miami (10/8), started at cornerback as the team opened the game in a nickel package and totaled two tackles. Registered a special teams tackle on coverage units. Pinned the Dolphins deep in their own territory by downing Brett Kern's 48-yard punt at the Miami three-yard line in the opening stanza.
- Against Indianapolis (10/16), started at cornerback as the team opened the game in a nickel package and recorded a stop for loss. Led the team with two special teams tackles on coverage units. Stuffed Marlon Mack for a four-yard loss on a rush off right end in the first quarter.
- At Cleveland (10/22), played as a reserve at cornerback and posted three tackles. Tied for the team lead with a special teams tackle on coverage units.
- Against Cincinnati (11/12), started at cornerback as the team opened the game in a nickel package and recorded two tackles.
- At Pittsburgh (11/16), started at cornerback as the team opened the game in a nickel package and notched two tackles and a pass defended. Broke up a deep pass intended for JuJu Smith-Schuster in the third quarter.
- Against Houston (12/3), played as a reserve at cornerback and produced two tackles and an interception. Helped seal the victory by intercepting a Tom Savage pass intended for DeAndre Hopkins in the end zone late in the fourth quarter.

2016 (13/2): Played in 13 games with two starts at cornerback as a rookie and registered 18 tackles, an interception, a stop for loss and six passes defended. Collected six special teams tackles and two fumble recoveries on coverage units. Was inactive for the first three contests. Led or tied for the team lead in passes defended twice in 2016 (vs. DEN, at KC). Tied for the team lead in special teams tackles four times in 2016 (at HOU, vs. JAX, at SD, at JAX). Collected his first career interception at Kansas City (12/18/16). Appeared in his first career NFL game at Houston (10/2/16). Registered his first career NFL start at Jacksonville (12/24/16).

- At Houston (10/2), made his NFL debut as a reserve on special teams and recorded a tackle on coverage units.
- Against Jacksonville (10/27), played one snap as a reserve in the secondary. Tied for the team lead with a special teams tackle. Recovered a muffed punt by Marquise Lee at the Jaguars' 35-yard line late in the third quarter to set up a Ryan Succop field goal.
- Against Green Bay (11/13), played as a reserve on special teams and saw limited action at cornerback. Notched two tackles on defense. Recovered a Trevor Davis muffed punt at the Packers' 24-yard line in the second quarter. Registered a special teams stop on coverage units.
- Against Denver (12/11), played a significant role as a reserve at cornerback and collected four tackles, a team-high two passes defended and a stop for loss. Broke up a pass intended for Jordan Taylor in the end zone late in the third quarter. Two plays later, defended a third-and-goal pass intended for Demaryius Thomas in the end zone.
- At Kansas City (12/18), saw significant action as a reserve at cornerback and tallied a tackle, his first career interception and another pass defended. Notched a special teams tackle on coverage units. Collected his first career interception by picking off an Alex Smith pass intended for Jeremy Maclin in the end zone during the third quarter.
- At Jacksonville (12/24), made his first career NFL start at cornerback and posted four tackles before leaving the game in the third quarter with an injury. Tied for the team lead with a special teams tackle on coverage units.
- Against Houston (1/1), started at cornerback and registered three tackles

and a pass defended.

COLLEGE:

- In four seasons at Southern Utah, he appeared in 47 total games with 46 starts, including starts in every game during his final three seasons. His career totals included 220 tackles, eight interceptions, 27 passes defended, one forced fumble, five fumble recoveries and four tackles for loss.
- As a senior (2015), started all 12 games for the Thunderbirds and finished the season with two interceptions (one returned for a touchdown), 12 passes defended, 54 tackles, 2.5 tackles for loss and one forced fumble. Named first-team All-Big Sky Conference at cornerback. Played in the East-West Shrine Game following the season's conclusion.
- As a junior (2014), appeared in all 12 games and tallied 67 total tackles, two fumble recoveries and nine pass breakups. Named third-team All-Big Sky.
- As a sophomore (2013), started all 13 games at cornerback. Led the team's corners with 62 tackles and tied for second on the team with three interceptions and four passes defended. Added two fumble recoveries and 1.5 tackles for loss.
- As a redshirt freshman (2012), played in 10 games with nine starts, missing one contest due to injury. Tallied 37 tackles and tied for the team lead with three interceptions. Added two passes defended and recovered a fumble.
- As a freshman (2011), redshirted.
- Graduated in April 2016 with a degree in exercise science.

PERSONAL:

- Single, splits time between Nashville and Las Vegas, Nev.
- Attended Andre Agassi Prep (Las Vegas, Nev.), where he earned second-team all-state honors as a wide receiver and defensive back. As a senior, he tallied 52 tackles and a team-leading six interceptions on defense. On offense, he produced more than 400 receiving yards and five receiving touchdowns while rushing for 170 yards and another score.
- Follow Sims on Twitter at @LeshawnSims.
- List of favorites: (movie) "Training Day"; (musician or band) J. Cole; (food) spaghetti; (guilty pleasure) Oreo McFlurry; and (athlete as a child) Allen Iverson.
- Born LeShaun V. Sims on Sept. 18, 1993 in Las Vegas, Nev.

LeSHAUN SIMS' GAME-BY-GAME

2016 Tennessee Titans

| Date | Opp | W/L | P/S | Tot | Solo | Asst | Sk | - Yds | QBP | TFL | Int - Yds | -TD | PD | FF | FR - Yds | SpT |
|---------------|-------|-----|-----|------------|-------------|-----------|-----------|----------|------------|------------|-----------|----------|----------|----------|----------|----------|
| Sept 11 | Min | L | IA | | | | | | | | | | | | | |
| Sept 18 | @ Det | W | IA | | | | | | | | | | | | | |
| Sept 25 | Oak | L | IA | | | | | | | | | | | | | |
| Oct 2 | @ Hou | L | p | 0 | 0 | 0 | 0.0 | 0.0 | 0 | 0 | 0 | 0 | 0 | 0 | 0 | 1 |
| Oct 9 | @ Mia | W | p | 0 | 0 | 0 | 0.0 | 0.0 | 0 | 0 | 0 | 0 | 0 | 0 | 0 | 0 |
| Oct 16 | Cle | W | p | 0 | 0 | 0 | 0.0 | 0.0 | 0 | 0 | 0 | 0 | 0 | 0 | 0 | 0 |
| Oct 23 | Ind | L | p | 0 | 0 | 0 | 0.0 | 0.0 | 0 | 0 | 0 | 0 | 0 | 0 | 0 | 0 |
| Oct 27 | Jax | W | p | 0 | 0 | 0 | 0.0 | 0.0 | 0 | 0 | 0 | 0 | 0 | 0 | 0 | 1 |
| Nov 6 | @ SD | L | p | 0 | 0 | 0 | 0.0 | 0.0 | 0 | 0 | 0 | 0 | 0 | 0 | 0 | 1 |
| Nov 13 | GB | W | p | 2 | 2 | 0 | 0.0 | 0.0 | 0 | 0 | 0 | 0 | 0 | 0 | 0 | 1 |
| Nov 20 | @ Ind | L | p | 0 | 0 | 0 | 0.0 | 0.0 | 0 | 0 | 0 | 0 | 0 | 0 | 0 | 0 |
| Nov 27 | @ Chi | W | p | 4 | 4 | 0 | 0.0 | 0.0 | 0 | 0 | 0 | 0 | 1 | 0 | 0 | 0 |
| Dec 11 | Den | W | p | 4 | 4 | 0 | 0.0 | 0.0 | 0 | 1 | 0 | 0 | 2 | 0 | 0 | 0 |
| Dec 18 | @ KC | W | p | 1 | 0 | 1 | 0.0 | 0.0 | 0 | 0 | 1 | 0 | 2 | 0 | 0 | 1 |
| Dec 24 | @ Jax | L | S | 4 | 4 | 0 | 0.0 | 0.0 | 0 | 0 | 0 | 0 | 0 | 0 | 0 | 1 |
| Jan 1 | Hou | W | S | 3 | 3 | 0 | 0.0 | 0.0 | 0 | 0 | 0 | 0 | 1 | 0 | 0 | 0 |
| Totals | | | | 9-7 | 13/2 | 18 | 17 | 1 | 0.0 | 0.0 | 0 | 1 | 1 | 0 | 6 | 6 |

2017 Tennessee Titans

| Date | Opp | W/L | P/S | Tot | Solo | Asst | Sk | - Yds | QBP | TFL | Int - Yds | -TD | PD | FF | FR - Yds | SpT |
|---------------|-------|-----|-----|--|-------------|-----------|-----------|----------|------------|------------|-----------|----------|----------|----------|----------|----------|
| Sept 10 | Oak | L | IA | | | | | | | | | | | | | |
| Sept 17 | @ Jax | W | p | 2 | 2 | 0 | 0.0 | 0.0 | 0 | 0 | 0 | 0 | 0 | 1 | 0 | 0 |
| Sept 24 | Sea | W | S | 2 | 2 | 0 | 0.0 | 0.0 | 0 | 0 | 0 | 0 | 2 | 0 | 0 | 0 |
| Oct 1 | @ Hou | L | p | 4 | 4 | 0 | 0.0 | 0.0 | 0 | 0 | 0 | 0 | 0 | 0 | 0 | 1 |
| Oct 8 | @ Mia | L | S | 2 | 1 | 1 | 0.0 | 0.0 | 0 | 0 | 0 | 0 | 0 | 0 | 0 | 1 |
| Oct 16 | Ind | W | S | 1 | 1 | 0 | 0.0 | 0.0 | 0 | 1 | 0 | 0 | 0 | 0 | 0 | 2 |
| Oct 22 | @ Cle | W | p | 3 | 3 | 0 | 0.0 | 0.0 | 0 | 0 | 0 | 0 | 0 | 0 | 0 | 1 |
| Nov 5 | Bal | W | p | 1 | 1 | 0 | 0.0 | 0.0 | 0 | 0 | 0 | 0 | 0 | 0 | 0 | 2 |
| Nov 12 | Cin | W | S | 2 | 1 | 1 | 0.0 | 0.0 | 0 | 0 | 0 | 0 | 0 | 0 | 0 | 0 |
| Nov 16 | @ Pit | L | S | 2 | 2 | 0 | 0.0 | 0.0 | 0 | 0 | 0 | 0 | 1 | 0 | 0 | 0 |
| Nov 26 | @ Ind | W | p | 1 | 1 | 0 | 0.0 | 0.0 | 0 | 0 | 0 | 0 | 0 | 0 | 0 | 0 |
| Dec 3 | Hou | W | p | 2 | 1 | 1 | 0.0 | 0.0 | 0 | 0 | 1 | 0 | 1 | 0 | 0 | 0 |
| Dec 10 | @ Ari | L | p | 6 | 4 | 2 | 0.0 | 0.0 | 0 | 0 | 0 | 0 | 0 | 0 | 0 | 0 |
| Dec 17 | @ SF | L | p | 5 | 5 | 0 | 0.0 | 0.0 | 0 | 0 | 0 | 0 | 1 | 0 | 0 | 0 |
| Dec 24 | LAR | | | Placed on injured reserve on Dec. 22, 2017 | | | | | | | | | | | | |
| Dec 31 | Jax | | | | | | | | | | | | | | | |
| Totals | | | | 8-6 | 13/5 | 33 | 28 | 5 | 0.0 | 0.0 | 0 | 1 | 1 | 0 | 5 | 7 |

2018 Tennessee Titans

| Date | Opp | W/L | P/S | Tot | Solo | Asst | Sk | - Yds | QBP | TFL | Int - Yds | -TD | PD | FF | FR - Yds | SpT |
|---------------|-------|-----|-----|------------|-------------|-----------|-----------|----------|------------|------------|-----------|----------|----------|----------|----------|----------|
| Sept 9 | @ Mia | L | p | 1 | 1 | 0 | 0.0 | 0.0 | 0 | 0 | 0 | 0 | 0 | 0 | 0 | 0 |
| Sept 16 | Hou | W | p | 0 | 0 | 0 | 0.0 | 0.0 | 0 | 0 | 0 | 0 | 0 | 0 | 0 | 1 |
| Sept 23 | @ Jax | W | p | 1 | 1 | 0 | 0.0 | 0.0 | 0 | 0 | 0 | 0 | 0 | 0 | 0 | 1 |
| Sept 30 | Phi | W | p | 0 | 0 | 0 | 0.0 | 0.0 | 0 | 0 | 0 | 0 | 0 | 0 | 0 | 0 |
| Oct 7 | @ Buf | L | p | 0 | 0 | 0 | 0.0 | 0.0 | 0 | 0 | 0 | 0 | 0 | 0 | 0 | 1 |
| Oct 14 | Bal | L | p | 0 | 0 | 0 | 0.0 | 0.0 | 0 | 0 | 0 | 0 | 0 | 0 | 0 | 0 |
| Oct 21 | @ LAC | L | p | 0 | 0 | 0 | 0.0 | 0.0 | 0 | 0 | 0 | 0 | 0 | 0 | 0 | 0 |
| Nov 5 | @ Dal | W | p | 0 | 0 | 0 | 0.0 | 0.0 | 0 | 0 | 0 | 0 | 0 | 0 | 0 | 1 |
| Nov 11 | NE | W | p | 0 | 0 | 0 | 0.0 | 0.0 | 0 | 0 | 0 | 0 | 0 | 0 | 0 | 1 |
| Nov 18 | @ Ind | L | p | 0 | 0 | 0 | 0.0 | 0.0 | 0 | 0 | 0 | 0 | 0 | 0 | 0 | 0 |
| Nov 26 | @ Hou | L | p | 5 | 3 | 2 | 0.0 | 0.0 | 0 | 0 | 0 | 0 | 0 | 0 | 0 | 0 |
| Dec 2 | NYJ | W | p | 1 | 1 | 0 | 0.0 | 0.0 | 0 | 0 | 0 | 0 | 0 | 0 | 0 | 1 |
| Dec 6 | Jax | W | p | 1 | 1 | 0 | 0.0 | 0.0 | 0 | 0 | 0 | 0 | 0 | 0 | 0 | 0 |
| Dec 16 | @ NYG | W | p | 2 | 2 | 0 | 0.0 | 0.0 | 0 | 0 | 0 | 0 | 0 | 0 | 0 | 0 |
| Dec 22 | Was | W | S | 6 | 3 | 3 | 0.0 | 0.0 | 1 | 1 | 0 | 0 | 0 | 0 | 0 | 0 |
| Dec 30 | Ind | L | S | 4 | 3 | 1 | 0.0 | 0.0 | 0 | 0 | 0 | 0 | 0 | 0 | 0 | 0 |
| Totals | | | | 9-7 | 16/2 | 21 | 15 | 6 | 0.0 | 0.0 | 1 | 1 | 0 | 0 | 0 | 6 |

2019 Tennessee Titans

| Date | Opp | W/L | P/S | Tot | Solo | Asst | Sk | - Yds | QBP | TFL | Int - Yds | -TD | PD | FF | FR - Yds | SpT |
|-----------------|-------|-----|-----|------------|-------------|-----------|-----------|----------|------------|------------|-----------|----------|----------|----------|----------|----------|
| Sept 8 | @ Cle | W | p | 0 | 0 | 0 | 0.0 | 0.0 | 0 | 0 | 0 | 0 | 0 | 0 | 0 | 0 |
| Sept 15 | Ind | L | p | 0 | 0 | 0 | 0.0 | 0.0 | 0 | 0 | 0 | 0 | 0 | 0 | 0 | 1 |
| Sept 19 | @ Jax | L | p | 0 | 0 | 0 | 0.0 | 0.0 | 0 | 0 | 0 | 0 | 0 | 0 | 0 | 0 |
| Sept 29 | @ Atl | W | p | 0 | 0 | 0 | 0.0 | 0.0 | 0 | 0 | 0 | 0 | 0 | 0 | 0 | 1 |
| Oct 6 | Buf | L | p | 0 | 0 | 0 | 0.0 | 0.0 | 0 | 0 | 0 | 0 | 0 | 0 | 0 | 0 |
| Oct 13 | @ Den | L | p | 0 | 0 | 0 | 0.0 | 0.0 | 0 | 0 | 0 | 0 | 0 | 0 | 0 | 0 |
| Oct 20 | LAC | W | p | 0 | 0 | 0 | 0.0 | 0.0 | 0 | 0 | 0 | 0 | 0 | 0 | 0 | 0 |
| Oct 27 | TB | W | p | 4 | 3 | 1 | 0.0 | 0.0 | 0 | 0 | 0 | 0 | 0 | 1 | 0 | 0 |
| Nov 3 | @ Car | L | p | 0 | 0 | 0 | 0.0 | 0.0 | 0 | 0 | 0 | 0 | 0 | 0 | 0 | 0 |
| Nov 10 | KC | W | S | 12 | 8 | 4 | 0.0 | 0.0 | 0 | 0 | 0 | 0 | 0 | 0 | 0 | 1 |
| Nov 24 | Jax | W | p | 5 | 3 | 2 | 0.0 | 0.0 | 0 | 0 | 0 | 0 | 0 | 0 | 0 | 2 |
| Dec 1 | @ Ind | W | IA | | | | | | | | | | | | | |
| Dec 8 | @ Oak | W | IA | | | | | | | | | | | | | |
| Dec 15 | Hou | L | p | 3 | 3 | 0 | 0.0 | 0.0 | 0 | 0 | 0 | 0 | 0 | 0 | 0 | 1 |
| Dec 22 | NO | L | S | 7 | 6 | 1 | 0.0 | 0.0 | 0 | 0 | 0 | 0 | 0 | 1 | 0 | 0 |
| Dec 29 | @ Hou | W | p | 0 | 0 | 0 | 0.0 | 0.0 | 0 | 0 | 0 | 0 | 0 | 0 | 0 | 1 |
| Totals | | | | 9-7 | 14/2 | 31 | 23 | 8 | 0.0 | 0.0 | 0 | 0 | 0 | 0 | 2 | 7 |
| Playoffs | | | | | | | | | | | | | | | | |
| Jan 4 | @ NE | W | p | 0 | 0 | 0 | 0.0 | 0.0 | 0 | 0 | 0 | 0 | 0 | 0 | 0 | 0 |
| Jan 11 | @ Bal | W | p | 0 | 0 | 0 | 0.0 | 0.0 | 0 | 0 | 0 | 0 | 0 | 0 | 0 | 2 |
| Jan 19 | @ KC | L | p | 0 | 0 | 0 | 0.0 | 0.0 | 0 | 0 | 0 | 0 | 0 | 0 | 0 | 2 |
| Totals | | | | 2-1 | 3/0 | 0 | 0 | 0 | 0.0 | 0.0 | 0 | 0 | 0 | 0 | 0 | 4 |

LeSHAUN SIMS' NFL STATISTICS

REGULAR SEASON

| Year | Team | GP | GS | TACKLES | | | | Yds | QBP | TFL | INTERCEPTIONS | | | | | FUMBLES | | | |
|-------------------|-----------|-----------|-----------|------------|-----------|-----------|------------|------------|----------|----------|---------------|----------|----------|----------|-----------|----------|----------|----------|-----------|
| | | | | Tot | Solo | Asst | Sk | | | | No | Yds | Lg | TD | PD | FF | FR | Yds | SpT |
| 2016 | Tennessee | 13 | 2 | 18 | 17 | 1 | 0.0 | 0.0 | 0 | 1 | 1 | 0 | 0 | 0 | 6 | 0 | 0 | 0 | 6 |
| 2017 | Tennessee | 13 | 5 | 33 | 28 | 5 | 0.0 | 0.0 | 0 | 1 | 1 | 0 | 0 | 0 | 5 | 1 | 0 | 0 | 7 |
| 2018 | Tennessee | 16 | 2 | 21 | 15 | 6 | 0.0 | 0.0 | 1 | 1 | 0 | 0 | 0 | 0 | 0 | 0 | 0 | 0 | 6 |
| 2019 | Tennessee | 14 | 2 | 31 | 23 | 8 | 0.0 | 0.0 | 0 | 0 | 0 | 0 | 0 | 0 | 2 | 0 | 0 | 0 | 7 |
| NFL Totals | | 56 | 11 | 103 | 83 | 20 | 0.0 | 0.0 | 1 | 3 | 2 | 0 | 0 | 0 | 13 | 1 | 0 | 0 | 26 |

PLAYOFFS

| Year | Team | GP | GS | TACKLES | | | | Yds | QBP | TFL | INTERCEPTIONS | | | | | FUMBLES | | | |
|-------------------|-----------|----------|----------|----------|----------|----------|------------|------------|----------|----------|---------------|----------|----------|----------|----------|----------|----------|----------|----------|
| | | | | Tot | Solo | Asst | Sk | | | | No | Yds | Lg | TD | PD | FF | FR | Yds | SpT |
| 2017 | Tennessee | 0 | 0 | 0 | 0 | 0 | 0.0 | 0.0 | 0 | 0 | 0 | 0 | 0 | 0 | 0 | 0 | 0 | 0 | 0 |
| 2019 | Tennessee | 3 | 0 | 0 | 0 | 0 | 0.0 | 0.0 | 0 | 0 | 0 | 0 | 0 | 0 | 0 | 0 | 0 | 0 | 4 |
| NFL Totals | | 3 | 0 | 0 | 0 | 0 | 0.0 | 0.0 | 0 | 0 | 0 | 0 | 0 | 0 | 0 | 0 | 0 | 0 | 4 |

Single-Game Highs

Tackles - **12 vs. Kansas City (11/10/19)**

Interceptions - 1 (Twice, last vs. Houston 12/3/17)

Passes Defensed - 2 (Three times, last vs. Seattle 9/24/17)

Forced Fumble - 1 at Jacksonville (9/17/17)

Special Teams Tackles - **2 (Three times, last vs. Jacksonville 11/24/19)**

Playoff Single-Game Highs

Special Teams Tackles - **2 (Twice, last at Kansas City 1/19/20)**

Additional Career Statistics

Special Teams Fumble Recovery - 3 (1 vs. Jacksonville, 10/27/16; 1 vs. Green Bay 11/13/16; **1 vs. Buffalo 10/6/19**)
Punt Returns - **1 for 11 yards (2019)**



81 JONNU SMITH

TIGHT END • 6'3" • 248 LBS • COLLEGE: FLORIDA INTERNATIONAL
ACQUIRED: 3RD ROUND - 2017 • NFL EXPERIENCE (NFL/TITANS): 3/3
HOMETOWN: OCALA, FLA.
GAMES PLAYED/GAMES STARTED: 45/39 (PLAYOFFS: 5/4)



PRO: The Titans selected Jonnu Smith in the third round (100th overall) of the 2017 NFL Draft. The 6-foot-3-inch, 248-pound tight end participated in every game as a rookie and ranked fifth among rookie tight ends in receptions (18). In 2018, he set single-season career highs in every receiving category before having his second season cut short due to a knee injury. Smith was a prolific passer catcher in his four seasons at Florida International. Smith concluded his career as FIU's all-time leader for tight ends in receptions and receiving yards and his 18 career receiving touchdowns ranked third in the school's record books. Smith possesses the ability to flash after the catch and has the speed to attack all three levels of the field. He is also known for his strength and willingness to block in the run game.

CAREER HIGHLIGHTS:

- In 2018, Smith set single-season career highs in receptions (20), receiving yards (258), receiving long (61t), and receiving touchdowns (3) despite missing the final three contests due to injury. His three receiving touchdowns ranked second on the squad.
- During the 2017 regular season, Smith was one of three rookie tight ends to appear in all 16 games (Gerald Everett and David Njoku) and one of two rookie tight ends with at least 13 starts (O.J. Howard). His 18 receptions, which resulted in 157 yards and two touchdowns, ranked fifth among all rookie tight ends.
- Smith finished his career as Florida International's all-time leader for tight ends in receptions and receiving yards. Smith ended his career ranking fourth on the school's career receptions list and fifth on the program's receiving yardage list. His 18 career receiving touchdowns rank third in school annals.
- As a sophomore (2014), led all college tight ends with 61 receptions, 710 receiving yards and eight touchdown catches.

TITANS TIDBITS:

- Smith credits his mother, Karen, for his successes. Jonnu's father passed away as a result of a tow truck accident when he was four years old and his mother raised all six children by herself. "My mother is my rock. It was tough, but we always got what we needed—not necessarily what we wanted all the time—but what we needed. She was so strong all the time."
- Smith endured a lot of challenges as a youngster in Philadelphia and after his brother was arrested and one of his friends was killed on the streets, a decision needed to be made. His family didn't have the financial means to just uproot, so for his own safety Jonnu moved in with his mother's sister and brother-in-law, Darla and Mike Kirkland, in Ocala, Fla. He started playing high school football and even though he was far from a touted recruit, he earned a scholarship to Florida International where his play took off.
- Smith's best friend Willie "Quasim" Jefferson tragically died from a gun shot in October 2016. Jonnu gave his son the middle name Quasim in honor of him.

CAREER TRANSACTIONS:

- The Philadelphia, Pa., native was selected by the Titans in the third round (100th overall) of the 2017 NFL Draft.

SEASON RECAPS:

2019 (16/14, 3/3): Saw action in all 16 games with 14 starts at tight end and ranked fourth on the team with a career-best 35 receptions and third on the squad with a career-high 439 receiving yards. Notched three receiving touchdowns. Rushed four times for 78 yards. Started all three postseason

contests and tied for the team lead with six catches for 59 yards with a touchdown. Led or tied for the team lead in receptions three times in 2019 (vs. TB, vs. KC, at BAL). Led the team in receiving yards twice in 2019 (vs. BUF, vs. TB).

- At Cleveland (9/8), started at tight end in his return to the lineup and snared one reception for seven yards. Recorded his first career rush for 10 yards.
- Against Indianapolis (9/15), started at tight end.
- At Jacksonville (9/19), started at tight end and grabbed two passes for 20 yards.
- At Atlanta (9/29), started at tight end and snared one pass for five yards. Helped open holes for Titans' ball carriers to gain 138 yards on the ground.
- Against Buffalo (10/6), started at tight end and caught one pass for 57 yards. Snared a screen pass and sprinted 57 yards to the Buffalo 21-yard line late in the third quarter.
- At Denver (10/13), played as a reserve at tight end and caught one pass for eight yards.
- Against L.A. Chargers (10/20), started at tight end and caught three passes for a career-best 64 receiving yards. Kickstarted the Titans' opening scoring drive with a 24-yard reception on the team's first play from scrimmage. Rumbled for a 35-yard gain on a short pass early in the third quarter.
- Against Tampa Bay (10/27), started at tight end and led the team with a career-high-tying six catches and a career-best 78 receiving yards with a touchdown. Gave the Titans a 7-3 lead with a five-yard touchdown grab in the first quarter. Kickstarted the Titans' second quarter scoring drive with a 26-yard catch over the middle.
- At Carolina (11/3), started at tight end and collected three receptions for 18 yards.
- Against Kansas City (11/10), started at tight end and led the team with four catches for 30 yards.
- Against Jacksonville (11/24), started at tight end and rushed once for four yards. Set up the Titans' second touchdown by drawing a 16-yard pass interference penalty in the end zone on a pass from Derrick Henry in the third quarter.
- At Indianapolis (12/1), started at tight end and collected two receptions.
- At Oakland (12/8), started at tight end and caught three passes for 29 yards with a touchdown. Made an acrobatic 17-yard touchdown catch in the back of the end zone for a 35-21 lead early in the fourth quarter.
- Against Houston (12/15), started at tight end and posted five catches for 60 yards to go along with a 57-yard rush which is the longest run by a tight end in the NFL since 1976. Set up the Titans' second touchdown with a 57-yard run off right end on the first play of the fourth quarter.
- Against New Orleans (12/22), played as a reserve at tight end and snared three passes for 63 yards with a touchdown. Got open over the middle and hauled in 41-yard touchdown pass giving the Titans a 7-0 lead in the first quarter. Tied his career high with his third touchdown reception of the season.
- At Houston (12/29), started at tight end and rushed once for seven yards.
- At New England (1/4), started at tight end and caught one pass for nine yards.
- At Baltimore (1/11), started at tight end and tied for the team lead with two catches for 12 yards with a touchdown. Gave the Titans a 7-0 lead with an acrobatic 12-yard touchdown grab in the corner of the end zone on third-and-12 in the first quarter.
- At Kansas City (1/19), started at tight end and snared three receptions for 38 yards. Set up the Titans' first touchdown with a 22-yard reception down to the Chiefs' four-yard line in the first quarter.

2018 (13/12): Played in 13 games with 12 starts at tight end and snared 20 receptions for 258 yards. Finished second on the team with three receiving touchdowns. Placed on injured reserve on Dec. 11, 2018 and missed the final three games. Led the team in receptions once in 2018 (at IND). Tied for the team lead in receiving yards once in 2018 (at IND).

- At Miami (9/9), started at tight end and caught one pass for 12 yards. Extended the Titans' final scoring drive with a 12-yard catch on third-and-10 late in the fourth quarter.
- At Los Angeles Chargers in London (10/21), started at tight end and snared two passes for 11 yards.
- At Dallas (11/5), started at tight end and snared two receptions for 33 yards with a touchdown. Hauled in a 26-yard pass early in the third quarter. Gave the Titans a 21-14 lead with a seven-yard touchdown on a shovel pass in the third quarter.
- Against New England (11/11), started at tight end and collected three receptions for a career-best 45 yards with a touchdown. Gave the Titans an early 7-0 lead with a four-yard touchdown reception in the back of the end zone in the first quarter. Got the Titans' third scoring drive started with a 29-yard reception down the right sideline.
- At Indianapolis (11/18), started at tight end and led the team with a career-high six catches for a team-high-tying 44 receiving yards.
- At Houston (11/26), started at tight end and grabbed two receptions for 63 yards with a touchdown. Gave the Titans an early 10-0 lead with a 61-yard touchdown reception in the first quarter.
- Against N.Y. Jets (12/2), played as a reserve at tight end and caught two passes for 29 yards.
- Against Jacksonville (12/6), started at tight end and left the game midway through the second quarter with an injury.

2017 (16/13, 2/1): Played in all 16 games with 13 starts at tight end in his rookie campaign and snared 18 receptions for 157 yards with a pair of touchdowns. Saw action in both postseason contests with one start and grabbed three passes for 19 yards. Led or tied for the team lead in receptions twice (at MIA, vs. JAX). Registered his first career receiving touchdown at Jacksonville (9/17/17). Appeared in his first career NFL game and made his first career start against Oakland (9/10/17).

- Against Oakland (9/10), started at tight end in his NFL debut.
- At Jacksonville (9/17), started at tight end and snared two receptions for 30 yards, including his first career receiving touchdown. Gave the Titans a 30-3 lead with a 32-yard touchdown on a screen pass with 9:57 remaining in the fourth quarter.
- Against Seattle (9/24), started at tight end and caught a 24-yard touchdown pass. Helped block for Titans' ball carriers to collect 195 rushing yards on 35 carries (5.6 avg.). Increased the Titans lead to 23-14 with a 24-yard touchdown catch on a wheel route with 3:50 left to play in the third quarter.
- At Miami (10/8), started at tight end and led the team with five catches for 21 yards.
- Against Jacksonville (12/31), started at tight end and tied for the team lead with three receptions for 12 yards.
- At Kansas City (1/6), started at tight end and grabbed two receptions for 15 yards in his first career postseason game. Converted a critical third down with a 10-yard catch on third-and-two during the Titans' game-winning touchdown drive in the fourth quarter.
- At New England (1/13), played as a reserve at tight end and notched one catch for four yards before leaving the game late in the third quarter with an injury.

COLLEGE:

- In four seasons at Florida International (2013-16), Smith appeared in 43 career games and tallied 178 receptions for 2,001 yards with 18 touchdowns.
- As a senior (2016), started in 11 games for the Panthers and was a second team, All-Conference USA honoree. Caught 42 passes for 506 yards and four touchdowns. Became the fifth player in Florida International

history to register over 2,000 yards receiving during a career (2,001 yards). Finished his career registering at least one reception in every game he played (43-straight – second-most in school history).

- As a junior (2015), started eight games for the Panthers and recorded 36 catches for 397 yards and four touchdowns. Finished fourth on the team in receptions, third in receiving yards and second in receiving touchdowns. Missed the final four games of the season due to injury.
- As a sophomore (2014), appeared and started in all 12 games for the Panthers and earned first team All-Conference USA honors. Led Florida International with 710 yards on 61 catches and eight touchdowns. Also led all tight ends nationally in touchdowns, receiving yards and receptions. Set the school record for tight ends in receiving yards, touchdowns and receptions and his eight receiving touchdowns broke the previous school season-best of seven set by T.Y. Hilton (2008, 2011) and Cory McKinney (2002). The 710 receiving yards ranked seventh all-time at FIU for a season and his 61 catches were tied for fourth in a single year.
- As a freshman (2013), started all 12 games as a true freshman and earned All-Conference USA honorable mention honors as well as a spot on the league's All-Freshmen team. Led all Florida International players with 39 receptions for 388 yards and was the only FIU receiver to have a catch in all 12 games. Either led or tied for the team-lead in receptions or receiving yards in eight of 12 games. Was the first true freshman to lead the team in receptions and receiving yards since T.Y. Hilton in 2008.
- Majored in liberal studies at Florida International.

PERSONAL:

- Has a son, Jaiyen.
- Attended West Port (Ocala, Fla.) High School and was named to the 2012 Ocala Star Banner All-County first team and the 2012 Florida Athletic Coaches Association All-District 7 Football team.
- As a senior, posted a team leading 34 catches for 517 yards and two touchdowns.
- As a junior, notched nine receptions for 101 yards and two touchdowns.
- Also competed in weightlifting, finishing second in the county in the 219-pound weight class.
- List of favorites: (movie) all the "Halloween" Michael Myers' films; (TV show) "Stranger Things"; (musician or band) Meek Mill; (food) chicken and shrimp alfredo; (guilty pleasure) Swedish fish; (sports team as a child) Philadelphia Eagles and (athlete as a child) LeBron James.
- Follow Smith on Twitter at @EasyMoney_87.
- Follow Smith on Instagram at @jonnusmith87.
- Born Jonnu Andre Smith on Aug. 22, 1995 in Philadelphia, Pa.

JONNU SMITH'S GAME-BY-GAME

2017 Tennessee Titans

| Date | Opp. | W/L | P/S | No | Yds | Avg | Lg | TD |
|-----------------|-------|------------|--------------|-----------|------------|------------|------------|----------|
| Sept 10 | Oak | L | S | 0 | 0 | - | 0 | 0 |
| Sept 17 | @ Jax | W | S | 2 | 30 | 15.0 | 32t | 1 |
| Sept 24 | Sea | W | S | 1 | 24 | 24.0 | 24t | 1 |
| Oct 1 | @ Hou | L | S | 0 | 0 | - | 0 | 0 |
| Oct 8 | @ Mia | L | S | 5 | 21 | 4.2 | 9 | 0 |
| Oct 16 | Ind | W | p | 1 | 10 | 10.0 | 10 | 0 |
| Oct 22 | @ Cle | W | S | 2 | 22 | 11.0 | 14 | 0 |
| Nov 5 | Bal | W | S | 0 | 0 | - | 0 | 0 |
| Nov 12 | Cin | W | S | 2 | 20 | 10.0 | 12 | 0 |
| Nov 16 | @ Pit | L | p | 0 | 0 | - | 0 | 0 |
| Nov 26 | @ Ind | W | S | 0 | 0 | - | 0 | 0 |
| Dec 3 | Hou | W | S | 0 | 0 | - | 0 | 0 |
| Dec 10 | @ Ari | L | S | 0 | 0 | - | 0 | 0 |
| Dec 17 | @ SF | L | p | 1 | 5 | 5.0 | 5 | 0 |
| Dec 24 | LAR | L | S | 1 | 13 | 13.0 | 13 | 0 |
| Dec 31 | Jax | W | S | 3 | 12 | 4.0 | 5 | 0 |
| Totals | | 9-7 | 16/13 | 18 | 157 | 8.7 | 32t | 2 |
| Playoffs | | | | | | | | |
| Jan 6 | @ KC | W | S | 2 | 15 | 7.5 | 10 | 0 |
| Jan 13 | @ NE | L | p | 1 | 4 | 4.0 | 4 | 0 |
| Totals | | 1-1 | 2/1 | 3 | 19 | 6.3 | 10 | 0 |

2018 Tennessee Titans

| Date | Opp. | W/L | P/S | No | Yds | Avg | Lg | TD |
|---------|-------|-----|-----|----|-----|------|----|----|
| Sept 9 | @ Mia | L | S | 1 | 12 | 12.0 | 12 | 0 |
| Sept 16 | Hou | W | S | 0 | 0 | - | 0 | 0 |
| Sept 23 | @ Jax | W | S | 1 | 9 | 9.0 | 9 | 0 |
| Sept 30 | Phi | W | S | 0 | 0 | - | 0 | 0 |
| Oct 7 | @ Buf | L | S | 0 | 0 | - | 0 | 0 |
| Oct 14 | Bal | L | S | 1 | 12 | 12.0 | 12 | 0 |
| Oct 21 | @ LAC | L | S | 2 | 11 | 5.5 | 8 | 0 |
| Nov 5 | @ Dal | W | S | 2 | 33 | 16.5 | 26 | 1 |

| | | | | | | | | |
|---------------|-------|--|--------------|-----------|------------|-------------|------------|----------|
| Nov 11 | NE | W | S | 3 | 45 | 15.0 | 29 | 1 |
| Nov 18 | @ Ind | L | S | 6 | 44 | 7.3 | 9 | 0 |
| Nov 26 | @ Hou | L | S | 2 | 63 | 31.5 | 61t | 1 |
| Dec 2 | NYJ | W | p | 2 | 29 | 14.5 | 18 | 0 |
| Dec 6 | Jax | W | S | 0 | 0 | - | 0 | 0 |
| Dec 16 | @ NYG | Placed on injured reserve on Dec. 11, 2018 | | | | | | |
| Dec 22 | Was | | | | | | | |
| Dec 30 | Ind | | | | | | | |
| Totals | | 7-6 | 13/12 | 20 | 258 | 12.9 | 61t | 3 |

2019 Tennessee Titans

| Date | Opp. | W/L | P/S | No | Yds | Avg | Lg | TD |
|-----------------|-------|------------|--------------|-----------|------------|-------------|-----------|----------|
| Sept 8 | @ Cle | W | S | 1 | 7 | 7.0 | 7 | 0 |
| Sept 15 | Ind | L | S | 0 | 0 | - | 0 | 0 |
| Sept 19 | @ Jax | L | S | 2 | 20 | 10.0 | 20 | 0 |
| Sept 29 | @ Atl | W | S | 1 | 5 | 5.0 | 5 | 0 |
| Oct 6 | Buf | L | S | 1 | 57 | 57.0 | 57 | 0 |
| Oct 13 | @ Den | L | p | 1 | 8 | 8.0 | 8 | 0 |
| Oct 20 | LAC | W | S | 3 | 64 | 21.3 | 35 | 0 |
| Oct 27 | TB | W | S | 6 | 78 | 13.0 | 26 | 1 |
| Nov 3 | @ Car | L | S | 3 | 18 | 6.0 | 7 | 0 |
| Nov 10 | KC | W | S | 4 | 30 | 7.5 | 9 | 0 |
| Nov 24 | Jax | W | S | 0 | 0 | - | 0 | 0 |
| Dec 1 | @ Ind | W | S | 2 | 0 | 0.0 | 2 | 0 |
| Dec 8 | @ Oak | W | S | 3 | 29 | 9.7 | 17t | 1 |
| Dec 15 | Hou | L | S | 5 | 60 | 12.0 | 23 | 0 |
| Dec 22 | NO | L | p | 3 | 63 | 21.0 | 41t | 1 |
| Dec 29 | @ Hou | W | S | 0 | 0 | - | 0 | 0 |
| Totals | | 9-7 | 16/14 | 35 | 439 | 12.5 | 57 | 3 |
| Playoffs | | | | | | | | |
| Jan 4 | @ NE | W | S | 1 | 9 | 9.0 | 9 | 0 |
| Jan 11 | @ Bal | W | S | 2 | 12 | 6.0 | 12t | 1 |
| Jan 19 | @ KC | L | S | 3 | 38 | 12.7 | 22 | 0 |
| Totals | | 2-1 | 3/3 | 6 | 59 | 9.8 | 22 | 1 |

JONNU SMITH'S NFL STATISTICS

REGULAR SEASON

| Year | Team | GP | GS | No | Yds | Avg | Lg | TD | Att | Yds | Avg | Lg | TD |
|-------------------|-----------|-----------|-----------|-----------|------------|-------------|------------|----------|----------|-----------|-------------|-----------|----------|
| 2017 | Tennessee | 16 | 13 | 18 | 157 | 8.7 | 32t | 2 | 0 | 0 | - | 0 | 0 |
| 2018 | Tennessee | 13 | 12 | 20 | 258 | 12.9 | 61t | 3 | 0 | 0 | - | 0 | 0 |
| 2019 | Tennessee | 16 | 14 | 35 | 439 | 12.5 | 57 | 3 | 4 | 78 | 19.5 | 57 | 0 |
| NFL Totals | | 45 | 39 | 73 | 854 | 11.7 | 61t | 8 | 4 | 78 | 19.5 | 57 | 0 |

PLAYOFFS

| Year | Team | GP | GS | No | Yds | Avg | Lg | TD | Att | Yds | Avg | Lg | TD |
|-------------------|-----------|----------|----------|----------|-----------|------------|-----------|----------|----------|----------|----------|----------|----------|
| 2017 | Tennessee | 2 | 1 | 3 | 19 | 6.3 | 10 | 0 | 0 | 0 | - | 0 | 0 |
| 2019 | Tennessee | 3 | 3 | 6 | 59 | 9.8 | 22 | 1 | 0 | 0 | - | 0 | 0 |
| NFL Totals | | 5 | 4 | 9 | 78 | 8.7 | 22 | 1 | 0 | 0 | - | 0 | 0 |

Single-Game Highs

Receptions - **6 (Twice, last vs. Tampa Bay 10/27/19)**
 Receiving Yards - **78 vs. Tampa Bay (10/27/19)**
 Long Reception - **61t at Houston (11/26/18)**
 Touchdowns - **1 (Eight times, last vs. New Orleans 12/22/19)**
 Rushes - **1 (Four times, last at Houston 12/29/19)**
 Rushing Yards - **57 vs. Houston (12/15/19)**

Playoff Single-Game Highs

Receptions - **3 at Kansas City (1/19/20)**
 Receiving Yards - **38 at Kansas City (1/19/20)**
 Long Reception - **22 at Kansas City (1/19/20)**
 Touchdowns - **1 at Baltimore (1/11/20)**

Additional Career Statistics

Misc. Tackles - **1 (2017), 1 (2018), 4 (2019)**
 Kickoff Returns - **1 for 16 yards (2019)**



23 TYE SMITH

CORNERBACK • 6'0" • 195 LBS • COLLEGE: TOWSON

ACQUIRED: FREE AGENT - 2017 • NFL EXPERIENCE (NFL/TITANS): 4/3

HOMETOWN: RALEIGH, N.C.

GAMES PLAYED/GAMES STARTED: 28/4 (PLAYOFFS: 5/2)



PRO: The Titans added free agent cornerback Tye Smith to the roster during the 2017 offseason to provide competition and flexibility in the secondary. The 6-foot, 195-pounder made the Titans' roster out of training camp in 2017 and set career-highs with 11 tackles, an interception and eight special teams tackles. He spent the entire 2018 campaign on injured reserve. Smith entered the league as the Seattle Seahawks fifth round pick (170th overall) in the 2015 NFL Draft. He spent the 2016 season on the Seahawks and Washington Redskins practice squads.

CAREER HIGHLIGHTS:

- In 2017, Smith played in a career-high 15 games in his first season with the Titans and posted career-bests with 11 tackles, an interception and eight special teams stops.

TITANS TIDBITS:

- In the spring of 2018, Smith hosted his first "Simple Greatness" youth football clinic at St. Augustine University in his hometown of Raleigh, N.C. Smith says Simple Greatness to him means, "It can't be measured. It means heart, dedication. It's all the intangibles that we as a society overlook because we look so much at things we can measure." Fellow NFL players Todd Gurley II of the Los Angeles Rams, Jamison Crowder of the New York Jets and Keith Marshall of the Washington Redskins were special guest coaches.
- Smith enjoys volunteering his free time in the community and he helped raise money for Habitat for Humanity in 2018 with a bowling event and kids field day activity in his hometown of Raleigh, N.C.
- In May 2019, Smith held the second annual Simple Greatness Football Camp, hosting 300 kids for the free camp in Raleigh.
- He has his own website, www.simplegns.com.

CAREER TRANSACTIONS:

- The Raleigh, N.C. native was selected by the Seattle Seahawks in the fifth round (170th overall) of the 2015 NFL Draft.
- Waived by the Seahawks on Sept. 3, 2016.
- Signed by the Seahawks to the team's practice squad on Sept. 8, 2016.
- Waived by the Seahawks on Sept. 20, 2016.
- Signed by the Washington Redskins to the team's practice squad on Sept. 27, 2016.
- Signed by the Titans as a free agent on Jan. 1, 2017.
- Re-signed by the Titans as a free agent on March 17, 2019.
- Waived by the Titans on Nov. 2, 2019 and re-signed by the Titans on Nov. 5, 2019.

SEASON RECAPS:

2019 (9/3, 3/0 - Tennessee): Played in nine games with three starts at cornerback and collected 24 tackles, two forced fumbles, four special teams stops and touchdown return on a blocked field goal. Was inactive for six games and spent one week off the roster. Appeared in all three postseason contests and recorded two special teams tackles. Led the team in special teams tackles three times in 2019 (at DEN, vs. LAC, at KC).

- At Cleveland (9/8), was inactive.
- Against Indianapolis (9/15), was inactive.
- At Jacksonville (9/19), played as a reserve on special teams.
- At Atlanta (9/29), was inactive.
- Against Buffalo (10/6), was inactive.
- At Denver (10/13), led the team with two special teams tackles on coverage units.
- Against L.A. Chargers (10/20), saw action as a reserve on special teams

and tied for the team lead with a tackle on coverage units.

- Against Tampa Bay (10/27), played as a reserve on special teams.
- At Carolina (11/3),
- Against Kansas City (11/10), was inactive.
- Against Jacksonville (11/24), was inactive.
- At Indianapolis (12/1), saw action as a reserve at cornerback and posted eight tackles, a forced fumble and a blocked field goal returned for a touchdown. Scooped up Dane Cruikshank's blocked field goal of Adam Vinatieri's 46-yard attempt and raced 63 yards for a touchdown to give the Titans a 24-17 lead late in the fourth quarter. Clinched the victory by forcing a Ross Travis fumble that was recovered by Kamalei Correa at the Titans' eight-yard line late in the fourth quarter.
- At Oakland (12/8), started at cornerback and amassed eight tackles and a forced fumble. Forced a Darren Waller fumble along the sideline that was scooped up by Jayon Brown and returned 47 yards for a touchdown early in the fourth quarter.
- Against Houston (12/15), started at cornerback and totaled four tackles.
- Against New Orleans (12/22), played as a reserve on special teams and registered a tackle on coverage units.
- At Houston (12/29), started at cornerback and recorded four tackles.
- At New England (1/4), saw action as a reserve on special teams.
- At Baltimore (1/11), played as a reserve on special teams.
- At Kansas City (1/19), tied for the team lead two special teams tackles on coverage units.

2018 (0/0 - Tennessee): Placed on injured reserve on July 31 after suffering an injury during training camp.

2017 (15/1, 2/2 - Tennessee): Played in 15 games with one start at cornerback and set career-highs with 11 tackles, an interception and eight special teams tackles. Was inactive for one contest. Started his first two career postseason games and tallied eight tackles and two special teams stops. Collected his first career NFL interception at Miami (10/8/17). Made his first career NFL start at cornerback against the Los Angeles Rams (12/24/17). Led or tied for the team lead in special teams tackles twice in 2017 (vs. HOU, at SF).

- Against Oakland (9/10), saw action as a reserve on special teams and limited snaps as an extra cornerback. Posted his first career tackle on defense.
- At Miami (10/8), played as a reserve at cornerback and notched his first career interception. Notched two special teams tackles on coverage units. Registered his first career interception when he picked off a Jay Cutler pass that was deflected by Wesley Woodyard in the second quarter.
- Against Houston (12/3), tied for the team lead with two special teams tackles on coverage units.
- At San Francisco (12/17), led the team with two special teams tackles on coverage units.
- Against Los Angeles Rams (12/24), made his first career NFL start at cornerback and notched six tackles. Registered a special teams tackle on coverage units.
- Against Jacksonville (12/31), saw significant action as a reserve at cornerback and tallied four tackles.
- At Kansas City (1/6), started at cornerback and recorded five tackles in his first career postseason game. Posted a special teams tackle.
- At New England (1/13), started at cornerback and registered three tackles. Notched a special teams tackle on coverage units. Stopped James White for no gain on a rush off left tackle in the final stanza.

2016 (0/0 - Seattle, Washington): Spent time on the Seahawks and

Redskins practice squads.

2015 (4/0 - Seattle): Was inactive for most of the season but appeared in four games on special teams and recorded one special teams tackle.

- Against Chicago (9/27), made his NFL debut and posted one special teams tackle.

COLLEGE:

- Appeared in 50 games with 42 starts over his four-year career at Towson. Recorded the fifth-most tackles in program history with 312, five interceptions with one returned for a touchdown, 28 passes defended, four sacks, five forced fumbles and two fumble recoveries.
- As a senior (2014), started all 12 games at cornerback. Posted 84 tackles, 2.5 tackles for loss, one interception, six passes defended, forced one fumble and recovered one fumble. Was first team All-CAA selection and AP FCS All-American as a senior.
- As a junior (2013), appeared in all 16 games and started 15. Recorded 103 tackles, 4.5 for loss, one sack, two interceptions, ranked eighth in the league in passes defended with 14, forced two fumbles and recovered one fumble. Named second team All-CAA and was a member of the preseason All-CAA team.
- As a sophomore (2012), started all 11 games for the Tigers. Had a team-leading 75 tackles, one interception, forced two fumbles and recovered one fumble. Earned third team All-CAA honors.
- As a freshman (2011), appeared in 11 games and made four starts as a true freshman. Posted 49 tackles, two interceptions for 45 yards, forced one fumble and recovered one fumble.
- Majored in sports management and minored in business at Towson.

PERSONAL:

- Attended Wakefield (N.C.) High School where he played cornerback, wide receiver and returned kicks. Posted 88 tackles, four interceptions,

eight pass breakups and three tackles for loss as a senior. Also caught 16 passes for 307 yards and three touchdowns on offense and tallied 515 yards as a return specialist in 2010.

- Son of Willie and Keyya Frederick.

- Has eight siblings.

- List of favorites: (movie) the "Bourne Series"; (musician or band) Lil Wayne; (athlete) LeBron James; (book) "A New Earth: Awakening Your Life's Purpose" by Eckhart Tolle; (hobbies) bowling, fishing and playing Xbox.

- Follow Smith on Instagram at @TyeSmith.

- Follow Smith on Twitter at @TyeSmithCB.

- Born Tye Smith on May 3, 1993 in Raleigh, N.C.

TYE SMITH'S GAME-BY-GAME

2015 Seattle Seahawks

| Date | Opp | W/L | P/S | Tot Solo Asst | Sk - Yds | QBP | TFL | Int- Yds | -TD | PD | FF | FR - Yds | SpT |
|---------|-------|------|----------|---------------|----------|-----|-----|----------|-----|----|----|----------|-----|
| Sept 13 | @ StL | L | DNP | | | | | | | | | | |
| Sept 20 | @ GB | L | IA | | | | | | | | | | |
| Sept 27 | Chi | W | p | 0 0 0 | 0.0 0.0 | 0 | 0 | 0 0 0 | 0 | 0 | 0 | 0 | 1 |
| Oct 5 | Det | W | p | 0 0 0 | 0.0 0.0 | 0 | 0 | 0 0 0 | 0 | 0 | 0 | 0 | 0 |
| Oct 11 | @ Cin | L | IA | | | | | | | | | | |
| Oct 18 | Car | L | IA | | | | | | | | | | |
| Oct 22 | @ SF | WDNP | | | | | | | | | | | |
| Nov 1 | @ Dal | W | IA | | | | | | | | | | |
| Nov 15 | Ari | L | IA | | | | | | | | | | |
| Nov 22 | SF | W | IA | | | | | | | | | | |
| Nov 29 | Pit | W | IA | | | | | | | | | | |
| Dec 6 | @ Min | W | IA | | | | | | | | | | |
| Dec 13 | @ Bal | W | IA | | | | | | | | | | |
| Dec 20 | Cle | W | p | 0 0 0 | 0.0 0.0 | 0 | 0 | 0 0 0 | 0 | 0 | 0 | 0 | 0 |
| Dec 27 | StL | L | p | 0 0 0 | 0.0 0.0 | 0 | 0 | 0 0 0 | 0 | 0 | 0 | 0 | 0 |
| Jan 3 | @ Ari | W | IA | | | | | | | | | | |
| Totals | | | 10-6 4/0 | 0 0 0 | 0.0 0.0 | 0 | 0 | 0 0 0 | 0 | 0 | 0 | 0 | 1 |

2017 Tennessee Titans

| Date | Opp | W/L | P/S | Tot Solo Asst | Sk - Yds | QBP | TFL | Int- Yds | -TD | PD | FF | FR - Yds | SpT |
|---------|-------|-----|-----|---------------|----------|-----|-----|----------|-----|----|----|----------|-----|
| Sept 10 | Oak | L | p | 1 1 0 | 0.0 0.0 | 0 | 0 | 0 0 0 | 0 | 0 | 0 | 0 | 0 |
| Sept 17 | @ Jax | W | IA | | | | | | | | | | |
| Sept 24 | Sea | W | p | 0 0 0 | 0.0 0.0 | 0 | 0 | 0 0 0 | 0 | 0 | 0 | 0 | 0 |
| Oct 1 | @ Hou | L | p | 0 0 0 | 0.0 0.0 | 0 | 0 | 0 0 0 | 0 | 0 | 0 | 0 | 0 |
| Oct 8 | @ Mia | L | p | 0 0 0 | 0.0 0.0 | 0 | 0 | 1 14 | 0 | 1 | 0 | 0 | 2 |
| Oct 16 | Ind | W | p | 0 0 0 | 0.0 0.0 | 0 | 0 | 0 0 0 | 0 | 0 | 0 | 0 | 0 |
| Oct 22 | @ Cle | W | p | 0 0 0 | 0.0 0.0 | 0 | 0 | 0 0 0 | 0 | 0 | 0 | 0 | 0 |
| Nov 5 | Bal | W | p | 0 0 0 | 0.0 0.0 | 0 | 0 | 0 0 0 | 0 | 0 | 0 | 0 | 1 |
| Nov 12 | Cin | W | p | 0 0 0 | 0.0 0.0 | 0 | 0 | 0 0 0 | 0 | 0 | 0 | 0 | 0 |
| Nov 16 | @ Pit | L | p | 0 0 0 | 0.0 0.0 | 0 | 0 | 0 0 0 | 0 | 0 | 0 | 0 | 0 |
| Nov 26 | @ Ind | W | p | 0 0 0 | 0.0 0.0 | 0 | 0 | 0 0 0 | 0 | 0 | 0 | 0 | 0 |
| Dec 3 | Hou | W | p | 0 0 0 | 0.0 0.0 | 0 | 0 | 0 0 0 | 0 | 0 | 0 | 0 | 2 |

| | | | | | | | | | | | | | |
|--------|-------|---|----------|---------|---------|---|---|-------|---|---|---|---|---|
| Dec 10 | @ Ari | L | p | 0 0 0 | 0.0 0.0 | 0 | 0 | 0 0 0 | 0 | 0 | 0 | 0 | 0 |
| Dec 17 | @ SF | L | p | 0 0 0 | 0.0 0.0 | 0 | 0 | 0 0 0 | 0 | 0 | 0 | 0 | 2 |
| Dec 24 | LAR | L | S | 6 6 0 | 0.0 0.0 | 0 | 0 | 0 0 0 | 0 | 0 | 0 | 0 | 1 |
| Dec 31 | Jax | W | p | 4 3 1 | 0.0 0.0 | 0 | 0 | 0 0 0 | 0 | 0 | 0 | 0 | 0 |
| Totals | | | 9-7 15/1 | 11 10 1 | 0.0 0.0 | 0 | 0 | 1 14 | 0 | 1 | 0 | 0 | 8 |

Playoffs

| | | | | | | | | | | | | | |
|--------|------|---|---------|-------|---------|---|---|-------|---|---|---|---|---|
| Jan 6 | @ KC | W | S | 5 4 1 | 0.0 0.0 | 0 | 0 | 0 0 0 | 0 | 0 | 0 | 0 | 1 |
| Jan 13 | @ NE | L | S | 3 2 1 | 0.0 0.0 | 0 | 0 | 0 0 0 | 0 | 0 | 0 | 0 | 1 |
| Totals | | | 1-1 2/2 | 8 6 2 | 0.0 0.0 | 0 | 0 | 0 0 0 | 0 | 0 | 0 | 0 | 2 |

2019 Tennessee Titans

| Date | Opp | W/L | P/S | Tot Solo Asst | Sk - Yds | QBP | TFL | Int- Yds | -TD | PD | FF | FR - Yds | SpT |
|---------|-------|-----|---------|---------------|----------|-----|-----|----------|-----|----|----|----------|-----|
| Sept 8 | @ Cle | W | IA | | | | | | | | | | |
| Sept 15 | Ind | L | IA | | | | | | | | | | |
| Sept 19 | @ Jax | L | p | 0 0 0 | 0.0 0.0 | 0 | 0 | 0 0 0 | 0 | 0 | 0 | 0 | 0 |
| Sept 29 | @ Atl | W | IA | | | | | | | | | | |
| Oct 6 | Buf | L | IA | | | | | | | | | | |
| Oct 13 | @ Den | L | p | 0 0 0 | 0.0 0.0 | 0 | 0 | 0 0 0 | 0 | 0 | 0 | 0 | 2 |
| Oct 20 | LAC | W | p | 0 0 0 | 0.0 0.0 | 0 | 0 | 0 0 0 | 0 | 0 | 0 | 0 | 1 |
| Oct 27 | TB | W | p | 0 0 0 | 0.0 0.0 | 0 | 0 | 0 0 0 | 0 | 0 | 0 | 0 | 0 |
| Nov 3 | @ Car | L | NOR | | | | | | | | | | |
| Nov 10 | KC | W | IA | | | | | | | | | | |
| Nov 24 | Jax | W | IA | | | | | | | | | | |
| Dec 1 | @ Ind | W | p | 8 6 2 | 0.0 0.0 | 0 | 0 | 0 0 0 | 0 | 0 | 1 | 0 | 0 |
| Dec 8 | @ Oak | W | S | 8 6 2 | 0.0 0.0 | 0 | 0 | 0 0 0 | 0 | 0 | 0 | 1 | 0 |
| Dec 15 | Hou | L | S | 4 3 1 | 0.0 0.0 | 0 | 0 | 0 0 0 | 0 | 0 | 0 | 0 | 0 |
| Dec 22 | NO | L | p | 0 0 0 | 0.0 0.0 | 0 | 0 | 0 0 0 | 0 | 0 | 0 | 0 | 1 |
| Dec 29 | @ Hou | W | S | 4 4 0 | 0.0 0.0 | 0 | 0 | 0 0 0 | 0 | 0 | 0 | 0 | 0 |
| Totals | | | 9-7 9/3 | 24 19 5 | 0.0 0.0 | 0 | 0 | 0 0 0 | 0 | 0 | 2 | 0 | 4 |

Playoffs

| | | | | | | | | | | | | | |
|--------|-------|---|---------|-------|---------|---|---|-------|---|---|---|---|---|
| Jan 4 | @ NE | W | p | 0 0 0 | 0.0 0.0 | 0 | 0 | 0 0 0 | 0 | 0 | 0 | 0 | 0 |
| Jan 11 | @ Bal | W | p | 0 0 0 | 0.0 0.0 | 0 | 0 | 0 0 0 | 0 | 0 | 0 | 0 | 0 |
| Jan 19 | @ KC | L | p | 0 0 0 | 0.0 0.0 | 0 | 0 | 0 0 0 | 0 | 0 | 0 | 0 | 2 |
| Totals | | | 2-1 3/0 | 0 0 0 | 0.0 0.0 | 0 | 0 | 0 0 0 | 0 | 0 | 0 | 0 | 2 |

TYE SMITH'S NFL STATISTICS

REGULAR SEASON

| REGULAR SEASON | | | | TACKLES | | | | | | | INTERCEPTIONS | | | | | FUMBLES | | | |
|----------------|--------------|----|----|---------|------|------|-----|-----|-----|-----|---------------|-----|----|----|----|---------|----|-----|-----|
| Year | Team | GP | GS | Tot | Solo | Asst | Sk | Yds | QBP | TFL | No | Yds | Lg | TD | PD | FF | FR | Yds | SpT |
| 2015 | Seattle | 4 | 0 | 0 | 0 | 0 | 0.0 | 0.0 | 0 | 0 | 0 | 0 | 0 | 0 | 0 | 0 | 0 | 0 | 1 |
| 2016 | Seattle/Wash | 0 | 0 | | | | | | | | | | | | | | | | |
| 2017 | Tennessee | 15 | 1 | 11 | 10 | 1 | 0.0 | 0.0 | 0 | 0 | 1 | 14 | 14 | 0 | 1 | 0 | 0 | 0 | 8 |
| 2018 | Tennessee | 0 | 0 | | | | | | | | | | | | | | | | |
| 2019 | Tennessee | 9 | 3 | 24 | 19 | 5 | 0.0 | 0.0 | 0 | 0 | 0 | 0 | 0 | 0 | 0 | 2 | 0 | 0 | 4 |
| NFL Totals | | 28 | 4 | 35 | 29 | 6 | 0.0 | 0.0 | 0 | 0 | 1 | 14 | 14 | 0 | 1 | 2 | 0 | 0 | 13 |

PLAYOFFS

| PLAYOFFS | | | | TACKLES | | | | | | | INTERCEPTIONS | | | | | FUMBLES | | | |
|------------|-----------|----|----|---------|------|------|-----|-----|-----|-----|---------------|-----|----|----|----|---------|----|-----|-----|
| Year | Team | GP | GS | Tot | Solo | Asst | Sk | Yds | QBP | TFL | No | Yds | Lg | TD | PD | FF | FR | Yds | SpT |
| 2017 | Tennessee | 2 | 2 | 8 | 6 | 2 | 0.0 | 0.0 | 0 | 0 | 0 | 0 | 0 | 0 | 0 | 0 | 0 | 0 | 2 |
| 2019 | Tennessee | 3 | 0 | 0 | 0 | 0 | 0.0 | 0.0 | 0 | 0 | 0 | 0 | 0 | 0 | 0 | 0 | 0 | 0 | 2 |
| NFL Totals | | 5 | 2 | 8 | 6 | 2 | 0.0 | 0.0 | 0 | 0 | 0 | 0 | 0 | 0 | 0 | 0 | 0 | 0 | 4 |

Single-Game Highs

Tackles - **8 (Twice, last at Oakland 12/8/19)**

Interceptions - **1** at Miami (10/8/17)

Forced Fumbles - **2 (Twice, last at Oakland 12/8/19)**

Special Teams Tackles - **2 (Four times, last at Denver 10/13/19)**

Playoff Single-Game Highs

Tackles - **5** at Kansas City (1/6/18)

Special Teams Tackles - **2 at Kansas City (1/19/20)**

Additional Statistics

Touchdowns - **1, 63-yard field goal block return at Indianapolis (12/1/19)**



4 RYAN SUCCOP

KICKER • 6'2" • 218 LBS • COLLEGE: SOUTH CAROLINA

ACQUIRED: FREE AGENT - 2014 • NFL EXPERIENCE (NFL/TITANS): 11/6

HOMETOWN: HICKORY, N.C.

GAMES PLAYED/GAMES STARTED: 166/0 (PLAYOFFS: 4/0)



PRO: A powerful right-footed kicker in his 10th NFL campaign, Ryan Succop joined the Titans prior to the start of the 2014 regular season. Succop arrived in Tennessee after five seasons with the Kansas City Chiefs, where he posted four 100-plus point seasons and connected on 81 percent of his field goal attempts. In his first five seasons (2014-18) with the Titans, the University of South Carolina product made good on a franchise-best 86.6 percent of his field goals (116 of 134) and became the club's fifth all-time leading scorer (502 points). The 6-foot-2-inch, 218-pounder set an NFL record by connecting on 56 consecutive successful field goals from inside 50 yards from 2014-17. His 91.7 percent success rate in 2016 qualified as the third-highest in Titans franchise history.

CAREER HIGHLIGHTS:

- In 2018, Succop's 26 field goals and 106 points were the third-highest totals of his career, and his 86.7 percent success rate ranked third in his career for a single season.
- Set an NFL record by connecting on 56 consecutive successful field goals from inside 50 yards (2014-17).
- Through 2018, Succop made 86.6 percent (116 of 134) of his field goals to rank first in franchise history in career accuracy.
- In 2017, Succop posted career-highs with 136 points and 35 field goals. He was named AFC Special Teams Player of the Month for September after leading the NFL with 38 points and 10 field goals.
- In 2016, Succop's 91.7 percent field goal rate (22 of 24) was the best single-season performance of his career and the third-best percentage in franchise history (92.3 by Rob Bironas in 2010 and 92.3 by Al Del Greco in 1998). Succop's percentage ranked third in the NFL in 2016 behind only Justin Tucker (97.4) and Matt Bryant (91.9).
- At Kansas City on Dec. 18, 2016, he became the first kicker in NFL history to defeat his former team by converting a game-winning, come-from-behind field goal of 50 or more yards (53) as time expired. It tied for the second-longest game-winning field goal in franchise history.
- In 2015, Succop set a then-career-best by connecting on 87.5 percent of his kicks (14 of 16 field goals) and recording 43 touchbacks, the second-most of his career.
- In 2014, Succop played in all 16 games in his first season with the Titans and connected on a then career-high 86.4 percent of his field goals. He converted 19 of 22 field goals and all 27 extra point attempts for 84 points.
- Succop has appeared in two postseason contests, making all three field goals attempted and all six extra points for 15 points.
- In 2013, posted 118 points, setting a new single-season career-high for points, passing his old mark of 104 set in his rookie season in 2009.
- Set a Chiefs franchise record for most points in a postseason game, accounting for 14 points in the Chiefs 2013 AFC Wild Card Game at Indianapolis (1/4/14).
- In 2009, Succop converted 86.2 percent of his field goals (25 of 29), tying as the highest make percentage by a rookie since the AFL-NFL merger (min. 20 attempts). He also led all NFL rookies with 104 points.
- Succop was named All-Rookie from Pro Football Weekly/PFWA and was voted the Chiefs' 2009 Mack Lee Hill Award winner by his peers for his rookie success.
- Succop set a career high and a Chiefs franchise single-game record by converting all six field goals he attempted at New Orleans (9/23/12).

TITANS TIDBITS:

- Succop was given the title "Mr. Irrelevant" after being selected with the final pick (256th overall) of the 2009 NFL Draft. In 2019, when the NFL

Draft was held in Nashville, Succop was on stage to help announce the new Mr. Irrelevant. With the 254th selection in the draft, the Arizona Cardinals selected UCLA tight end Caleb Wilson.

- Succop is an avid golfer that sports a +2.2 handicap. He has played prestigious golf courses like Pine Valley, Silverleaf and Pinehurst.
- Succop caddied for his friend, Wesley Bryan, at the 2016 Nashville Golf Open, a Web.com event at Nashville Golf & Athletic Club. Succop and Bryan went to school together at the University of South Carolina.
- Succop registered 104 career goals and was a four-time all-conference and two-time all-state soccer selection at Hickory (N.C.) High School.
- Succop handled both the kicking and punting duties during his sophomore and junior seasons at South Carolina.

CAREER TRANSACTIONS:

- The Hickory, N.C., native was originally selected by the Kansas City Chiefs in the seventh round (256th overall) of the 2009 NFL Draft.
- Released by the Chiefs on Aug. 30, 2014.
- Signed by the Titans as a free agent on Sept. 2, 2014.

SEASON RECAPS:

2019 (6/0 - Tennessee): Played in six games and connected on one of six field goals and 24 of 25 extra point chances. Placed on injured reserve on Sept. 4, 2019 where he spent the first eight weeks of the season. Activated from injured reserve/designated to return on Nov. 2, 2019. Placed on injured reserve on Dec. 18, 2019. Tied for the team lead in special teams tackles once in 2019 (vs. KC).

- At Carolina (11/3), saw his first action of the season and made both extra point chances while missing all three field goals.
- Against Kansas City (11/10), connected on three of four extra point chances. Collected a special teams tackle on coverage units.
- Against Jacksonville (11/24), made good on all six extra point chances.
- At Indianapolis (12/1), connected on his lone field goal (31) and all four extra point chances. Evened the score at 17-17 with his first made field goal of the season, a 31-yarder, in the third quarter.
- At Oakland (12/8), made good on all six extra point tries and missed his lone field goal attempt.
- Against Houston (12/15), made good on all three extra point chances and had his lone field goal attempt blocked.

2018 (16/0 - Tennessee): Played in all 16 games for the 10th consecutive season. Made good on 26 of 30 field goals and connected on 28 of 31 extra point chances. Reached 100 points for the seventh time in his career and for the third consecutive year. Set the franchise record with a 86.6 career field goal percentage through 2018. Made two of his nine career game-winning field goals in 2018 (vs. HOU, at JAX). Became the seventh player in franchise history with 400 career points at Miami (9/9/18). Played in his 150th regular season game against Baltimore (10/14/18). Became the 11th active NFL player to reach 1,000 career points against Jacksonville (12/6/18).

- At Miami (9/9), connected on both field goals and both extra point chances. Gave the Titans an early 3-0 lead with a 47-yard field goal in the first quarter. Cut the Dolphins' lead to 27-20 with a 53-yard field goal late in the final period. Became the seventh player in franchise history with 400 career points on an extra point in the fourth quarter.
- Against Houston (9/16), made good on both field goal attempts (42, 31) and both extra point chances. Evened the score at 14-14 with a 42-yard field goal in the fourth quarter. Connected on his eighth career game-winning field goal with a 31-yarder with 1:00 left to play in the fourth quarter.
- At Jacksonville (9/23), connected on three of four field goals (39, 36, 28),

including his ninth career game-winning kick. Gave the Titans a 3-0 lead with a 39-yard field goal in the first quarter. Made the score 6-3 with a 36-yard field goal early in the third quarter. Connected on his ninth career game-winning kick with a 28-yard field goal with 4:06 left to play in the game.

- At Buffalo (10/7), connected on all four field goals (25, 54, 39, 50). Got the Titans on the scoreboard with a 25-yard field goal late in the first quarter. With his 25-yard field goal he reached 100 successful field goals with the Titans thus qualifying him for team records and making him the most accurate kicker in franchise history. Tied a career-high with a 54-yard field goal as time expired in the first half. Cut the Bills lead to 10-9 with a 39-yard field goal early in the fourth quarter. Gave the Titans a 12-10 lead with a 50-yard field goal with 4:43 left to play in the fourth quarter.
- Against Baltimore (10/14), saw action in his 150th career regular season contest.
- Against Jacksonville (12/6), made good on his lone field goal (33) and three of four extra point chances. Gave the Titans' a 16-2 halftime lead with a 33-yard field goal with five seconds left to play in the first half. Became the 11th active NFL player to reach 1,000 career points.
- Against Washington (12/22), made good on both field goal attempts (42, 33) and one of two extra point chances. Cut the Redskins' lead to 10-9 with a 42-yard field goal as time expired in the first half. Cut the Titans' deficit to 13-12 with a 33-yard field goal on the first play of the fourth quarter. Reached 100 points for the seventh time in his career and for the third consecutive year.
- Against Indianapolis (12/30), connected on his lone field goal (38) and both extra point chances. On a 38-yard field goal, he became the fifth player in franchise history with 500 career points.

2017 (16/0, 2/0 - Tennessee): Saw action in all 16 games and collected a career-high 136 points and a career-best 35 field goals. The 136 points tied for the most in franchise history. The 35 field goals is the second-highest number of field goals in franchise history in a single season. Named AFC Special Teams Player of the Month for September after leading the NFL with 38 points and 10 field goals. Named AFC Special Teams Player of the Week after connecting on all five field goals (48, 32, 40, 48, 23) and all three extra point chances against Indianapolis (10/16/17). Set the NFL record with his 47th consecutive field goal make under 50 yards against Indianapolis (10/16/17). Made 56 consecutive successful field goals from inside 50 yards (2014-17), which set an NFL record. Passed former Titans running back Chris Johnson (350 career points) for eighth place on the franchise scoring list at Indianapolis (11/26/17). Tied for the team lead in special teams tackles once in 2017 (vs. OAK).

- Against Oakland (9/10), made three of four field goals (23, 26, 52) with a 52-yard miss. Connected on his lone extra point try. Tied for the team lead with a special teams tackle, his first tackle since 2013. Evened the score at 10-10 with a 23-yard field goal with 43 seconds left to play in the first half. Cut the Raiders' lead to 16-13 with a 26-yard field goal on the final play of the third quarter. Made good on a 52-yard field goal to cut the Raiders' lead to 23-16 with 4:49 left to play in the game. The kick extended his streak to 19 successful field goals of any distance before missing another attempt from 52 yards. The 19-kick streak tied for the fifth-longest streak in franchise history, only one off the club record of 20 (accomplished three times by Rob Bironas and once by Al Del Greco).
- At Jacksonville (9/17), connected on all three field goals (40, 41, 26) and all four extra point chances. Tied the score at 3-3 with a 40-yard field goal with 2:16 left to play in the first quarter. Gave the Titans a 6-3 halftime advantage with a 41-yard field goal as time expired in the second quarter. Gave the Titans a 9-3 lead with a 26-yard field goal early in the third quarter.
- Against Seattle (9/24), made good on all four field goals (24, 37, 47, 35) and all three extra point tries. Posted a career-high seven touchbacks. Gave the Titans a 3-0 lead with a 24-yard field goal early in the second quarter. Extended the Titans' lead to 6-0 with a 37-yard field goal with 5:51 left to play in the second quarter. Gave the Titans a 9-7 halftime lead with a 47-yard field goal as time expired in the second quarter. Gave the Titans a 33-20 lead with a 35-yard field goal with 10:00 left to play in the fourth quarter. His 10 field goals rank as the most by any player in franchise history in the first three weeks of a season, topping Al Del Greco's previous benchmark of eight field goals in the first three weeks of 1996.
- At Miami (10/8), made his lone field goal (45) and his only extra point chance. Cut the Dolphins' lead to 10-3 with a 45-yard field goal with 9:37 remaining in the second quarter. With the field goal, Succop registered his 46th consecutive made field goal on attempts under 50 yards, tying the NFL record set by Atlanta Falcons kicker Matt Bryant from 2013-2015.

- Against Indianapolis (10/16), was named AFC Special Teams Player of the Week after connecting on all five field goals (48, 32, 40, 48, 23) and all three extra point chances. Notched a special teams tackle on coverage units. Set the NFL record with his 47th consecutive field goal make under 50 yards when he nailed a 48-yard field goal with 11:15 left to play in the first quarter. Gave the Titans a 6-3 lead with a 32-yard field goal late in the first stanza. Cut the Colts' lead 10-9 with a 40-yard field goal with 4:10 left to play in the first half. Got the Titans to within 19-12 with a 48-yard field goal in the third quarter. Booted a 23-yard field goal with 4:35 left to play in the third quarter to cut the Indianapolis lead to 19-15.

- At Cleveland (10/22), connected on four of five field goals (43, 23, 46, 47), including the game-winner in overtime. Missed from 53 yards out. Gave the Titans a 3-0 lead with a 43-yard field goal with 8:38 left to play in the first quarter. Extended the Titans lead to 6-3 with a 23-yard field goal with 1:37 remaining in the first half. Increased the Titans lead to 9-6 with a 46-yard field goal on the second play of the fourth quarter. Gave the Titans a 12-9 overtime victory and connected on his seventh career game-winner with a 47-yard field goal with 1:55 left to play in the extra session.

- At Indianapolis (11/26), connected on both field goals (29, 45) and both extra point tries. Gave the Titans an early 3-0 lead with a 29-yard field goal with 7:54 left to play in the first quarter. With the kick, passed former Titans running back Chris Johnson (350 career points) for eighth place on the franchise scoring list. Extended the Titans lead to 6-0 with a 45-yard field goal late in the first quarter.

- At San Francisco (12/17), made good on all three field goal attempts (40, 31, 50) and both extra point chances. Cut the 49ers' lead to 6-3 with a 40-yard field goal with 14:06 left to play in the second quarter. Cut the San Francisco lead to 16-13 with a 31-yard field goal midway through the third stanza. Gave the Titans a 23-22 lead with a 50-yard field goal with 1:07 remaining in the game.

- Against Jacksonville (12/31), connected on all three field goals (25, 39, 38) and had his lone extra point blocked. Extended the Titans' lead to 9-3 with a 25-yard field goal with 1:21 left to play in the first half. Gave the Titans a 12-3 halftime lead with a 39-yard field goal as time expired in the second quarter. Increased the Titans lead to 15-3 with a 38-yard field goal midway through the third quarter.

- At Kansas City (1/6), made good on his lone field goal (49) and his only extra point attempt. Got the Titans on the scoreboard with a 49-yard field goal with 1:55 left to play in the first half.

2016 (16/0 - Tennessee): Connected on a career-best 91.7 percent of his field goals (22 of 24) and 39 of 41 extra points for 105 points. His 91.7 percent rate was third among all NFL kickers with at least 20 attempts and was the third-best percentage in franchise history. Recorded his fifth career season with at least 100 points and his first such season with the Titans. Tallied a career-best 58 touchbacks. Finished the 2016 campaign by making his last 16 field goal attempts.

- At Houston (10/2), made good on both field goals (48, 26) and both extra point attempts. Boomed four touchbacks on kickoffs. Cut the Texans' lead to 14-3 with a 48-yard field goal with 2:36 left to play in the first quarter. Evened the score at 20-20 with a 26-yard field goal midway through the third quarter.

- Against Indianapolis (10/23), connected on both field goals (48, 44) and two extra point chances. Gave the Titans a 23-20 lead with a 48-yard field goal with 6:02 left to play in the game. Cut the Colts' lead to 34-26 with a 44-yard field goal with 43 seconds left to play in the game. The two scores extended his streak to 25 consecutive made field goals on attempts inside 50 yards, which broke Al Del Greco's franchise record of 24 straight that was set from 1995-1996.

- Against Jacksonville (10/27), made good on all three field goals (32, 22, 33) and three of four extra point tries. Gave the Titans an early 3-0 lead with a 32-yard field goal with 3:31 left to play in the first quarter. Concluded the first half scoring with a 22-yard field goal as time expired to give the Titans a 27-0 halftime lead. Nailed a 33-yard field goal and increased the Titans lead to 36-8 with 12:32 left to play in the game.

- At San Diego (11/6), connected on all five extra point tries while booting six touchbacks on six kickoffs.

- Against Green Bay (11/13), made good on both field goals (51, 23) and all five extra point chances. Gave the Titans a 44-25 lead with a 51-yard field goal with 9:56 left to play in the fourth quarter. Increased the Titans lead to 47-25 with a 23-yard field goal with less than five minutes remaining in the game.

- At Chicago (11/27), made good on both field goals (19, 31) and all three extra point tries. Extended the Titans lead to 24-7 with a 19-yard field goal with 4:07 left to play in the third quarter. Increased the Titans lead to 27-7

with a 31-yard field goal with 13:45 left to play in the fourth quarter.

- Against Denver (12/11), appeared in his 125th career NFL game and connected on both field goals (53, 41) and his lone extra point attempt. Extended the Titans lead to 10-0 with a season-long 53-yard field goal with 5:48 left to play in the first quarter. Gave the Titans a 13-0 lead with a 41-yard field goal with 1:27 remaining in the first half.
- At Kansas City (12/18), made good on both field goals (39, 53), including his sixth career game-winning kick and his first as a member of the Titans. Cut the Chiefs' lead to 17-10 with a 39-yard field goal early in the fourth quarter. Gave the Titans a 19-17 victory with a 53-yard, game-winning field goal as time expired in the game. Succop's field goal tied for the second-longest game-winner in franchise history, equaling Rob Bironas' 53-yard effort at Houston on Nov. 23, 2009 and behind only Bironas' 60-yarder against Indianapolis on Dec. 3, 2006.

2015 (16/0 - Tennessee): Saw action in all 16 games and made 14 of 16 field goals and 29 of 31 extra point chances. Posted 43 touchbacks on kickoffs. Played in his 100th career regular season game against Buffalo (10/11/15). Connected on his 200th career extra point against Miami (10/18/15).

- Against Indianapolis (9/27), nailed both field goals (38, 21) and all three extra point chances. Booted six touchbacks on seven kickoffs, with the only other kickoff being a failed onside try. Nailed a 38-yard field goal to cut the Colts lead to 14-3 with 8:29 left to play in the second quarter. Extended the Titans lead to 27-14 with a 21-yard field goal with 3:04 left to play in the third quarter.
- Against Buffalo (10/11), played in his 100th career regular season game and made both field goals (21, 41) and his lone extra point chance. Gave the Titans a 3-0 advantage with a 21-yard field goal with 14:09 left to play in the second quarter. Increased the Titans' lead to 13-7 with a 41-yard field goal with 9:36 left to play in the fourth quarter.
- Against Miami (10/18), made good on his lone field goal (37) and connected on his 200th career extra point. Cut the Dolphins' lead to 7-3 with a 37-yard field goal with 5:28 left to play in the opening quarter.
- At Houston (11/1), made good on both field goal chances (35, 44). Gave the Titans a 3-0 lead with a 35-yard field goal with 9:05 remaining in the first quarter. Cut the Texans' lead to 10-6 with a 44-yard field goal midway through the third quarter.
- At New Orleans (11/8), connected on two of three field goals (51, 29) and both extra point tries. Cut the Saints' lead to 7-3 with a 51-yard field goal with 6:58 left to play in the first quarter. Nailed a 29-yard field goal with 7:17 left to play in the third quarter to cut the Saints' lead to 21-20.
- At Jacksonville (11/19), connected on two of three field goals (47, 49) while missing from 53 yards out. Made good on his lone extra point chance. Gave the Titans a 3-0 lead with a 47-yard field goal during the Titans' opening drive in the first quarter. Gave the Titans a 6-3 advantage with a 49-yard field goal with 10:58 remaining in the second quarter.
- Against Jacksonville (12/6), tied a career-high with six extra point connections.

2014 (16/0 - Tennessee): Played in all 16 games in his first season with the Titans and made good on a career-high 86.4 percent of his field goals. Connected on 19 of 22 field goals and all 27 extra point attempts for 84 points. Registered 31 touchbacks on 65 kickoffs.

- At Kansas City (9/7), made his Titans' debut and connected on all four field goals (36, 31, 46, 47) and both extra point chances against his former team. Booted four touchbacks on seven kickoffs. Gave the Titans a 10-3 halftime lead with a 36-yard field goal with seven seconds left to play in the second stanza. Connected on a 31-yard field goal in the third stanza. Extended the Titans' lead to 23-3 with a 46-yard field goal with 12:39 left to play in the fourth quarter. Concluded the scoring with a 47-yard field goal with 4:50 remaining in the game.
- Against Dallas (9/14), made good on his lone field goal attempt (47) and his only extra point chance. Nailed a 47-yard field goal with 10:57 left to play in the third quarter.
- Against Jacksonville (10/12), made good on all three field goal attempts (25, 21, 42) and his lone extra point chance. Cut the Jaguars' lead to 7-3 with a 25-yard field goal with 44 seconds left to play in the first quarter. Extended the Titans' lead to 13-7 with a 21-yard field goal midway through the third quarter. Gave the Titans a 16-7 advantage with a 42-yard field goal with 14:49 left to play in the fourth quarter.
- Against N.Y. Jets (12/14), made good on all three field goal attempts (40, 33, 51). Gave the Titans an early 3-0 lead with a 40-yard field goal with 3:16 remaining in the first quarter. Extended the Titans' lead to 8-3 with a 33-yard field goal with 6:03 left to play in the third quarter. Nailed a

season-long 51-yard field goal to give the Titans an 11-10 lead late in the third stanza.

- At Jacksonville (12/18), connected on both field goals (50, 23) and his lone extra point chance. Extended the Titans' lead to 10-0 with a 50-yard field goal with 3:46 left to play in the first half. Cut the Jaguars' lead to 21-13 with a 23-yard field goal with 6:06 left to play in the fourth quarter.

2013 (16/0, 1/0 - Kansas City): Appeared in all 16 games, making all 52 extra points and 22 of 28 field goals (78.6 percent) for a career-high 118 points.

- At Indianapolis (1/4), converted all three field goals and all five PATs for a Chiefs franchise single-game postseason record 14 points in an AFC Wild Card Game.

2012 (16/0 - Kansas City): Appeared in 16 contests, converting 28 of 34 field goals (82.4 percent) and all 17 extra points for 101 points and had two special teams tackles.

- At New Orleans (9/23), connected on six of six field goals and one PAT for 19 points, setting a new franchise single-game record for most field goals converted and setting a career high for most points in a single game.
- Against Oakland (10/28), made all three field goal attempts, including a season-long 52-yard attempt, and one PAT for 10 points.
- Against Denver (11/25), hit all three field goals for nine points and had two special teams stops.
- Against Carolina (12/2), converted both field goals, including one from 52 yards, and three PATs for nine points.

2011 (16/0 - Kansas City): Appeared in 16 games, connecting on 24 of 30 field goals and all 20 extra points for a team-high 92 points. Had a career-long streak of 22 consecutive field goals made starting against Minnesota (10/2) before having a kick blocked against Oakland (12/24). Had 31 touchbacks to rank 10th in the AFC and his 80 percent field goal percentage ranked 10th in the AFC.

- Against Minnesota (10/2), converted all five of his field goals and one PAT for a career-high 16 points and had five touchbacks to earn AFC Special Teams Player of the Week honors. Also converted a career-long 54-yard field goal, tied a Chiefs record with five made field goals and became the third Chiefs kicker to convert two 50-plus-yard field goals in one game.
- Against San Diego (10/31), made good on all three of his field goals, including a game-winning 30-yard effort in overtime.
- Against N.Y. Jets (12/11), connected on a 53-yard field goal.
- Against Green Bay (12/18), made all four field goals and one PAT for 13 points and had three touchbacks, earning AFC Special Teams Player of the Week honors for the second time during the season.

2010 (16/0, 1/0 - Kansas City): Played in 16 games as the club's kicker and converted 20 of 26 field goals and all 42 extra points for 102 points. Landed 52 of his 78 kickoffs inside the 10-yard line. Had two special teams tackles • Against Buffalo (10/31), nailed a game-winning 35-yard field goal as time expired in overtime.

- At St. Louis (12/19), tied a then career long with a 53-yard field goal.

2009 (16/0 - Kansas City): Handled place-kicking duties in all 16 games and connected on 25 of 29 field goals (86.2 percent) and all 29 of his extra points for a team-high 104 points. Landed 59 of his 75 kickoffs inside the 10-yard line with seven touchbacks. Also had one special teams tackle. Named the club's Mack Lee Hill Award winner, an honor bestowed on Kansas City's top rookie or first-year player. Earned All-Rookie honors from Pro Football Weekly/PFWA. Produced an 86.2 field goal percentage, tying as the highest make percentage by a rookie since the AFL-NFL merger (min. 20 attempts). His 86.2 field goal percentage ranked sixth in the AFC and 10th in the NFL. Was one of five kickers in the AFC and one of seven kickers in the NFL to not miss from inside 40 yards, going 17-17. Led all NFL rookies with 104 points and tied for 10th in the AFC with seven touchbacks. Ranked first in Chiefs history among rookies with 25 made field goals, while his 29 field goal attempts were third in team annals among rookies.

- At Baltimore (9/13), hit a 53-yard field goal and three PATs for six points in his first NFL game. His 53-yard field goal was the longest made field goal by a rookie kicker on his first regular season NFL attempt since Baltimore's Steve Hauschka hit a 54-yard field goal at Houston (11/9/08).
- At Washington (10/18), hit a season-high four field goals (39, 46, 46 and 24 yards) for 12 points.

- Against Pittsburgh (11/22), hit a 22-yard game-winning field goal in overtime.
- At Denver (1/3), made all three of his field goals and five PATs for a season-best 14 points.

COLLEGE:

- Played in 50 games at South Carolina, hitting 49 of 69 field goals (71.0 percent) with a career long of 55 yards. Converted 104 of 106 PATs and racked up a total of 251 points, the second-highest total in school history.
- Spent his sophomore and junior seasons handling both the kicking and punting duties. Had 85 punts for 3,597 yards (42.3 gross, 34.9 net) with 21 kicks inside the 20 and three touchbacks. Had 69 touchbacks on 192 kickoffs.
- Played in 13 games his senior campaign in 2008, earning honorable mention All-Southeastern Conference honors. Connected on 20 of 30 field goals, leading the SEC in both makes and attempts. Converted all 30 of his PATs for 90 points. Had 25 touchbacks on kickoffs. Finished the season fourth in the SEC in field goal percentage (66.7 percent) and ninth in scoring (6.9 ppg).
- Appeared in 12 games as a kicker and punter as a junior in 2007 and converted 13 of 17 field goals and all 37 of his PATs for 76 points. Had 56 punts for 2,330 yards (41.6 gross, 34.4 net), landing 15 inside the 20. Named honorable mention All-SEC.
- Saw action in 13 contests his sophomore season in 2006. Earned second-team All-SEC honors and was a semi-finalist for the Lou Groza Award. Connected on 16 of 20 field goals and 37 of 39 PATs for a team-high 85 points. Had 29 punts for 1,267 yards (43.7 gross, 36.0 net) with six inside the 20 and three touchbacks. Had 29 touchbacks on kickoffs.
- Played in all 12 games as a true freshman in 2005. Missed his only two field goal attempts. Had 29 touchbacks on kickoffs.
- Majored in Finance and Real Estate at South Carolina.

PERSONAL:

- Married to Paige, the couple splits time between Nashville and Charleston, S.C., with their son, Cooper, and their daughter, Reese.
- Was a four-time all-conference and two-time all-state selection at Hickory (N.C.) High School.
- Was a three-time conference Special Teams Player of the Year. Converted 12 of 14 field goals and all 42 of his PATs for 78 points while

averaging 41 yards per punt and had 98.0 percent of his kickoffs go for touchbacks as a senior.

- Was a three-time all-state selection in soccer with 104 career goals.
- Last name is pronounced Suck-up.
- Follow Succop on Twitter at @ryansuccop.
- Born Ryan Barrow Succop on Sept. 19, 1986 in Hickory N.C.

RYAN SUCCOP'S GAME-BY-GAME

2009 Kansas City Chiefs

| Date | Opp | W/L | PAT | | FG | | | 1-19 | | 20-29 | | 30-39 | | 40-49 | | 50+ | | LG | Pts | Kick-by-Kick | Kickoffs | | | |
|---------------|-------|-------------|-----------|-----------|-----------|-----------|-------------|----------|----------|-----------|-----------|----------|----------|----------|----------|----------|----------|-----------|------------|-----------------|-----------|-----------|----------|-------------|
| | | | Ma | Att | Ma | Att | Pct | Ma | Att | Ma | Att | Ma | Att | Ma | Att | Ma | Att | | | | No | InEZ | TB | PctTB |
| Sept 13 | @ Bal | L | 3 | 3 | 1 | 1 | 100.0 | 0 | 0 | 0 | 0 | 0 | 0 | 0 | 0 | 1 | 1 | 53 | 6 | 53 | 5 | 2 | 1 | 20.0 |
| Sept 20 | Oak | L | 1 | 1 | 1 | 1 | 100.0 | 0 | 0 | 1 | 1 | 0 | 0 | 0 | 0 | 0 | 0 | 23 | 4 | 23 | 2 | 0 | 0 | 0.0 |
| Sept 27 | @ Phi | L | 2 | 2 | 0 | 0 | - | 0 | 0 | 0 | 0 | 0 | 0 | 0 | 0 | 0 | 0 | - | 2 | | 2 | 1 | 0 | 0.0 |
| Oct 4 | NYG | L | 1 | 1 | 1 | 1 | 100.0 | 0 | 0 | 0 | 0 | 1 | 1 | 0 | 0 | 0 | 0 | 34 | 4 | 34 | 2 | 2 | 2 | 100.0 |
| Oct 11 | Dal | L | 2 | 2 | 2 | 3 | 66.7 | 0 | 0 | 0 | 0 | 1 | 1 | 1 | 1 | 0 | 1 | 47 | 8 | 47, 38, 53b | 5 | 1 | 0 | 0.0 |
| Oct 18 | @ Was | W | 0 | 0 | 4 | 4 | 100.0 | 0 | 0 | 1 | 1 | 1 | 1 | 2 | 2 | 0 | 0 | 46 | 12 | 39, 46, 46, 24 | 5 | 2 | 0 | 0.0 |
| Oct 25 | SD | L | 1 | 1 | 0 | 1 | 0.0 | 0 | 0 | 0 | 0 | 0 | 0 | 0 | 1 | 0 | 0 | - | 1 | 43n | 2 | 2 | 0 | 0.0 |
| Nov 8 | @ Jax | L | 1 | 1 | 2 | 3 | 66.7 | 0 | 0 | 1 | 1 | 0 | 0 | 1 | 1 | 0 | 1 | 45 | 7 | 45, 21, 56n | 3 | 3 | 1 | 33.3 |
| Nov 15 | @ Oak | W | 1 | 1 | 3 | 4 | 75.0 | 0 | 0 | 1 | 1 | 1 | 1 | 0 | 0 | 1 | 2 | 50 | 10 | 50, 25, 52n, 31 | 5 | 0 | 0 | 0.0 |
| Nov 22 | Pit | W | 3 | 3 | 2 | 2 | 100.0 | 0 | 0 | 2 | 2 | 0 | 0 | 0 | 0 | 0 | 0 | 27 | 9 | 27, 22 | 6 | 4 | 2 | 33.3 |
| Nov 29 | @ SD | L | 2 | 2 | 0 | 0 | - | 0 | 0 | 0 | 0 | 0 | 0 | 0 | 0 | 0 | 0 | - | 2 | | 3 | 1 | 0 | 0.0 |
| Dec 6 | Den | L | 1 | 1 | 2 | 2 | 100.0 | 0 | 0 | 1 | 1 | 0 | 0 | 1 | 1 | 0 | 0 | 47 | 7 | 22, 47 | 4 | 0 | 0 | 0.0 |
| Dec 13 | Buf | L | 1 | 1 | 1 | 1 | 100.0 | 0 | 0 | 1 | 1 | 0 | 0 | 0 | 0 | 0 | 0 | 21 | 4 | 21 | 3 | 2 | 0 | 0.0 |
| Dec 20 | Cle | L | 4 | 4 | 2 | 2 | 100.0 | 0 | 0 | 1 | 1 | 1 | 1 | 0 | 0 | 0 | 0 | 30 | 10 | 30, 27 | 7 | 3 | 0 | 0.0 |
| Dec 27 | @ Cin | L | 1 | 1 | 1 | 1 | 100.0 | 0 | 0 | 0 | 0 | 1 | 1 | 0 | 0 | 0 | 0 | 30 | 4 | 30 | 3 | 1 | 0 | 0.0 |
| Jan 3 | @ Den | W | 5 | 5 | 3 | 3 | 100.0 | 0 | 0 | 1 | 1 | 1 | 1 | 1 | 1 | 0 | 0 | 47 | 14 | 20, 36, 47 | 9 | 5 | 1 | 11.1 |
| Totals | | 4-12 | 29 | 29 | 25 | 29 | 86.2 | 0 | 0 | 10 | 10 | 7 | 7 | 6 | 7 | 2 | 5 | 53 | 104 | | 66 | 29 | 7 | 10.6 |

2010 Kansas City Chiefs

| Date | Opp | W/L | PAT | | FG | | | 1-19 | | 20-29 | | 30-39 | | 40-49 | | 50+ | | LG | Pts | Kick-by-Kick | Kickoffs | | | |
|-----------------|-------|-------------|-----------|-----------|-----------|-----------|-------------|----------|----------|----------|----------|----------|----------|----------|----------|----------|----------|-----------|------------|-----------------|-----------|-----------|----------|-------------|
| | | | Ma | Att | Ma | Att | Pct | Ma | Att | Ma | Att | Ma | Att | Ma | Att | Ma | Att | | | | No | InEZ | TB | PctTB |
| Sept 13 | SD | W | 3 | 3 | 0 | 0 | - | 0 | 0 | 0 | 0 | 0 | 0 | 0 | 0 | 0 | 0 | - | 3 | | 4 | 2 | 2 | 50.0 |
| Sept 19 | @ Cle | W | 1 | 1 | 3 | 3 | 100.0 | 0 | 0 | 2 | 2 | 1 | 1 | 0 | 0 | 0 | 0 | 35 | 10 | 35, 26, 23 | 5 | 0 | 0 | 0.0 |
| Sept 26 | SF | W | 4 | 4 | 1 | 2 | 50.0 | 0 | 0 | 0 | 0 | 1 | 2 | 0 | 0 | 0 | 0 | 32 | 7 | 38n, 32 | 5 | 1 | 1 | 20.0 |
| Oct 10 | @ Ind | L | 0 | 0 | 3 | 4 | 75.0 | 0 | 0 | 0 | 0 | 1 | 1 | 2 | 2 | 0 | 1 | 45 | 9 | 45, 35, 43, 51n | 3 | 2 | 0 | 0.0 |
| Oct 17 | @ Hou | L | 4 | 4 | 1 | 1 | 100.0 | 0 | 0 | 1 | 1 | 0 | 0 | 0 | 0 | 0 | 0 | 24 | 7 | 24 | 6 | 3 | 1 | 16.7 |
| Oct 24 | Jax | W | 6 | 6 | 0 | 0 | - | 0 | 0 | 0 | 0 | 0 | 0 | 0 | 0 | 0 | 0 | - | 6 | | 7 | 0 | 0 | 0.0 |
| Oct 31 | Buf | W | 1 | 1 | 2 | 3 | 66.7 | 0 | 0 | 1 | 1 | 1 | 2 | 0 | 0 | 0 | 0 | 35 | 7 | 28, 39n, 35 | 4 | 2 | 1 | 25.0 |
| Nov 7 | @ Oak | L | 2 | 2 | 2 | 2 | 100.0 | 0 | 0 | 1 | 1 | 0 | 0 | 1 | 1 | 0 | 0 | 43 | 8 | 43, 25 | 5 | 2 | 0 | 0.0 |
| Nov 14 | @ Den | L | 2 | 2 | 1 | 2 | 50.0 | 0 | 0 | 0 | 0 | 0 | 0 | 1 | 1 | 0 | 1 | 40 | 5 | 52n, 40 | 4 | 3 | 1 | 25.0 |
| Nov 21 | Ari | W | 4 | 4 | 1 | 1 | 100.0 | 0 | 0 | 1 | 1 | 0 | 0 | 0 | 0 | 0 | 0 | 23 | 7 | 23 | 6 | 5 | 2 | 33.3 |
| Nov 28 | @ Sea | W | 6 | 6 | 0 | 1 | 0.0 | 0 | 0 | 0 | 0 | 0 | 0 | 0 | 1 | 0 | 0 | - | 6 | 43b | 7 | 0 | 0 | 0.0 |
| Dec 5 | Den | W | 1 | 1 | 1 | 1 | 100.0 | 0 | 0 | 0 | 0 | 0 | 0 | 1 | 1 | 0 | 0 | 47 | 4 | 47 | 3 | 0 | 0 | 0.0 |
| Dec 12 | @ SD | L | 0 | 0 | 0 | 0 | - | 0 | 0 | 0 | 0 | 0 | 0 | 0 | 0 | 0 | 0 | - | 0 | | 1 | 1 | 0 | 0.0 |
| Dec 19 | @ StL | W | 3 | 3 | 2 | 2 | 100.0 | 0 | 0 | 0 | 0 | 1 | 1 | 0 | 0 | 1 | 1 | 53 | 9 | 53, 38 | 6 | 4 | 0 | 0.0 |
| Dec 26 | Ten | W | 4 | 4 | 2 | 3 | 66.7 | 0 | 0 | 0 | 0 | 1 | 1 | 1 | 2 | 0 | 0 | 42 | 10 | 35, 47n, 42 | 7 | 0 | 0 | 0.0 |
| Jan 2 | Oak | L | 1 | 1 | 1 | 1 | 100.0 | 0 | 0 | 0 | 0 | 1 | 1 | 0 | 0 | 0 | 0 | 30 | 4 | 30 | 3 | 0 | 0 | 0.0 |
| Totals | | 10-6 | 42 | 42 | 20 | 26 | 76.9 | 0 | 0 | 6 | 6 | 7 | 9 | 6 | 8 | 1 | 3 | 53 | 102 | | 76 | 25 | 8 | 10.5 |
| Playoffs | | | | | | | | | | | | | | | | | | | | | | | | |
| Jan 9 | Bal | L | 1 | 1 | 0 | 0 | 0.0 | 0 | 0 | 0 | 0 | 0 | 0 | 0 | 0 | 0 | 0 | - | 1 | | 2 | 1 | 1 | 50.0 |
| Totals | | 0-1 | 1 | 1 | 0 | 0 | 0.0 | 0 | 0 | 0 | 0 | 0 | 0 | 0 | 0 | 0 | 0 | - | 1 | | 2 | 1 | 1 | 50.0 |

2011 Kansas City Chiefs

| Date | Opp | W/L | PAT | | FG | | | 1-19 | | 20-29 | | 30-39 | | 40-49 | | 50+ | | LG | Pts | Kick-by-Kick | Kickoffs | | | |
|---------------|-------|------------|-----------|-----------|-----------|-----------|-------------|----------|----------|----------|----------|----------|----------|----------|-----------|----------|----------|-----------|-----------|--------------------|-----------|-----------|-----------|-------------|
| | | | Ma | Att | Ma | Att | Pct | Ma | Att | Ma | Att | Ma | Att | Ma | Att | Ma | Att | | | | No | InEZ | TB | PctTB |
| Sept 11 | Buf | L | 1 | 1 | 0 | 1 | 0.0 | 0 | 0 | 0 | 0 | 0 | 0 | 0 | 1 | 0 | 0 | - | 1 | 49n | 2 | 2 | 1 | 50.0 |
| Sept 18 | @ Det | L | 0 | 0 | 1 | 2 | 50.0 | 0 | 0 | 0 | 0 | 1 | 1 | 0 | 1 | 0 | 0 | 33 | 3 | 33, 44n | 2 | 2 | 2 | 100.0 |
| Sept 25 | @ SD | L | 2 | 2 | 1 | 2 | 50.0 | 0 | 0 | 0 | 0 | 1 | 2 | 0 | 0 | 0 | 0 | 33 | 5 | 38n, 33 | 4 | 2 | 2 | 50.0 |
| Oct 2 | Min | W | 1 | 1 | 5 | 5 | 100.0 | 0 | 0 | 2 | 2 | 0 | 0 | 1 | 1 | 2 | 2 | 54 | 16 | 40, 24, 51, 54, 22 | 6 | 6 | 4 | 66.7 |
| Oct 9 | @ Ind | W | 0 | 0 | 0 | 0 | - | 0 | 0 | 0 | 0 | 0 | 0 | 0 | 0 | 0 | 0 | - | 0 | | 5 | 4 | 4 | 80.0 |
| Oct 23 | @ Oak | W | 4 | 4 | 0 | 0 | - | 0 | 0 | 0 | 0 | 0 | 0 | 0 | 0 | 0 | 0 | - | 4 | | 5 | 4 | 4 | 80.0 |
| Oct 31 | SD | W | 2 | 2 | 3 | 3 | 100.0 | 0 | 0 | 0 | 0 | 2 | 2 | 1 | 1 | 0 | 0 | 47 | 11 | 36, 47, 30 | 6 | 5 | 4 | 66.7 |
| Nov 6 | Mia | L | 0 | 0 | 1 | 1 | 100.0 | 0 | 0 | 0 | 0 | 0 | 0 | 1 | 1 | 0 | 0 | 43 | 3 | 43 | 2 | 2 | 2 | 100.0 |
| Nov 13 | Den | L | 1 | 1 | 1 | 1 | 100.0 | 0 | 0 | 0 | 0 | 1 | 1 | 0 | 0 | 0 | 0 | 32 | 4 | 32 | 2 | 2 | 2 | 100.0 |
| Nov 21 | @ NE | L | 0 | 0 | 1 | 1 | 100.0 | 0 | 0 | 1 | 1 | 0 | 0 | 0 | 0 | 0 | 0 | 26 | 3 | 26 | 1 | 1 | 0 | 0.0 |
| Nov 27 | Pit | L | 0 | 0 | 3 | 3 | 100.0 | 0 | 0 | 0 | 0 | 0 | 0 | 3 | 3 | 0 | 0 | 49 | 9 | 41, 49, 40 | 4 | 2 | 0 | 0.0 |
| Dec 4 | @ Chi | W | 1 | 1 | 1 | 1 | 100.0 | 0 | 0 | 1 | 1 | 0 | 0 | 0 | 0 | 0 | 0 | 21 | 4 | 21 | 2 | 0 | 0 | 0.0 |
| Dec 11 | @ NYJ | L | 1 | 1 | 1 | 1 | 100.0 | 0 | 0 | 0 | 0 | 0 | 0 | 0 | 0 | 1 | 1 | 53 | 4 | 53 | 2 | 1 | 0 | 0.0 |
| Dec 18 | GB | W | 1 | 1 | 4 | 4 | 100.0 | 1 | 1 | 1 | 1 | 1 | 1 | 1 | 1 | 0 | 0 | 46 | 13 | 19, 32, 46, 20 | 6 | 5 | 3 | 50.0 |
| Dec 24 | Oak | L | 1 | 1 | 2 | 4 | 50.0 | 0 | 0 | 2 | 2 | 0 | 0 | 0 | 2 | 0 | 0 | 23 | 7 | 23, 49b, 20, 49b | 5 | 4 | 2 | 40.0 |
| Jan 1 | @ Den | W | 1 | 1 | 0 | 1 | 0.0 | 0 | 0 | 0 | 0 | 0 | 0 | 0 | 1 | 0 | 0 | - | 1 | 44n | 2 | 2 | 1 | 50.0 |
| Totals | | 7-9 | 20 | 20 | 24 | 30 | 80.0 | 1 | 1 | 7 | 7 | 6 | 7 | 7 | 12 | 3 | 3 | 54 | 92 | | 56 | 44 | 31 | 55.4 |

RYAN SUCCOP'S GAME-BY-GAME CONT.

2012 Kansas City Chiefs

| Date | Opp | W/L | PAT | | FG | | | 1-19 | | 20-29 | | 30-39 | | 40-49 | | 50+ | | LG | Pts | Kick-by-Kick | Kickoffs | | | |
|---------------|-------|-------------|-----------|-----------|-----------|-----------|-------------|----------|----------|----------|----------|-----------|-----------|-----------|-----------|----------|----------|-----------|------------|------------------------|-----------|-----------|-----------|-------------|
| | | | Ma | Att | Ma | Att | Pct | Ma | Att | Ma | Att | Ma | Att | Ma | Att | Ma | Att | | | | No | InEZ | TB | PctTB |
| Sept 9 | Atl | L | 3 | 3 | 1 | 2 | 50.0 | 0 | 0 | 0 | 0 | 1 | 1 | 0 | 1 | 0 | 0 | 39 | 6 | 39, 40n | 5 | 5 | 2 | 40.0 |
| Sept 16 | @ Buf | L | 2 | 2 | 1 | 1 | 100.0 | 0 | 0 | 0 | 0 | 1 | 1 | 0 | 0 | 0 | 0 | 33 | 5 | 33 | 4 | 3 | 3 | 75.0 |
| Sept 23 | @ NO | W | 1 | 1 | 6 | 6 | 100.0 | 0 | 0 | 1 | 1 | 3 | 3 | 2 | 2 | 0 | 0 | 45 | 19 | 25, 45, 34, 38, 43, 31 | 7 | 6 | 2 | 28.6 |
| Sept 30 | SD | L | 2 | 2 | 0 | 0 | - | 0 | 0 | 0 | 0 | 0 | 0 | 0 | 0 | 0 | 0 | - | 2 | | 4 | 4 | 2 | 50.0 |
| Oct 7 | Bal | L | 0 | 0 | 2 | 2 | 100.0 | 0 | 0 | 0 | 0 | 2 | 2 | 0 | 0 | 0 | 0 | 31 | 6 | 30, 31 | 3 | 3 | 1 | 33.3 |
| Oct 14 | @ TB | L | 1 | 1 | 1 | 1 | 100.0 | 0 | 0 | 0 | 0 | 1 | 1 | 0 | 0 | 0 | 0 | 38 | 4 | 38 | 3 | 3 | 1 | 33.3 |
| Oct 28 | Oak | L | 1 | 1 | 3 | 3 | 100.0 | 0 | 0 | 0 | 0 | 1 | 1 | 1 | 1 | 1 | 1 | 52 | 10 | 30, 42, 52 | 4 | 3 | 2 | 50.0 |
| Nov 1 | @ SD | L | 1 | 1 | 2 | 3 | 66.7 | 0 | 0 | 0 | 0 | 0 | 1 | 2 | 2 | 0 | 0 | 49 | 7 | 49, 39n, 41 | 3 | 3 | 2 | 66.7 |
| Nov 12 | @ Pit | L | 1 | 1 | 2 | 3 | 66.7 | 0 | 0 | 1 | 1 | 0 | 1 | 1 | 1 | 0 | 0 | 46 | 7 | 22, 33n, 46 | 3 | 2 | 1 | 33.3 |
| Nov 18 | Cin | L | 0 | 0 | 2 | 2 | 100.0 | 0 | 0 | 0 | 0 | 2 | 2 | 0 | 0 | 0 | 0 | 34 | 6 | 34, 33 | 2 | 2 | 1 | 50.0 |
| Nov 25 | Den | L | 0 | 0 | 3 | 3 | 100.0 | 0 | 0 | 1 | 1 | 1 | 1 | 1 | 1 | 0 | 0 | 49 | 9 | 34, 22, 49 | 4 | 4 | 2 | 50.0 |
| Dec 2 | Car | W | 3 | 3 | 2 | 2 | 100.0 | 0 | 0 | 0 | 0 | 0 | 0 | 1 | 1 | 1 | 1 | 52 | 9 | 42, 52 | 5 | 4 | 3 | 60.0 |
| Dec 9 | @ Cle | L | 1 | 1 | 0 | 1 | 0.0 | 0 | 0 | 0 | 1 | 0 | 0 | 0 | 0 | 0 | 0 | - | 1 | 27n | 2 | 0 | 0 | 0.0 |
| Dec 16 | @ Oak | L | 0 | 0 | 0 | 0 | - | 0 | 0 | 0 | 0 | 0 | 0 | 0 | 0 | 0 | 0 | - | 0 | | 1 | 1 | 1 | 100.0 |
| Dec 23 | Ind | L | 1 | 1 | 2 | 3 | 66.7 | 0 | 0 | 0 | 0 | 0 | 0 | 2 | 3 | 0 | 0 | 47 | 7 | 47, 43n, 47 | 4 | 4 | 2 | 50.0 |
| Dec 30 | @ Den | L | 0 | 0 | 1 | 2 | 50.0 | 0 | 0 | 1 | 1 | 0 | 1 | 0 | 0 | 0 | 0 | 23 | 3 | 23, 33n | 2 | 2 | 2 | 100.0 |
| Totals | | 2-14 | 17 | 17 | 28 | 34 | 82.4 | 0 | 0 | 4 | 5 | 12 | 15 | 10 | 12 | 2 | 2 | 52 | 101 | | 56 | 49 | 27 | 48.2 |

2013 Kansas City Chiefs

| Date | Opp | W/L | PAT | | FG | | | 1-19 | | 20-29 | | 30-39 | | 40-49 | | 50+ | | LG | Pts | Kick-by-Kick | Kickoffs | | | |
|-----------------|-------|-------------|-----------|-----------|-----------|-----------|--------------|----------|----------|----------|----------|----------|-----------|----------|----------|----------|----------|-----------|------------|---------------------|-----------|-----------|-----------|-------------|
| | | | Ma | Att | Ma | Att | Pct | Ma | Att | Ma | Att | Ma | Att | Ma | Att | Ma | Att | | | | No | InEZ | TB | PctTB |
| Sept 8 | @ Jax | W | 4 | 4 | 0 | 0 | - | 0 | 0 | 0 | 0 | 0 | 0 | 0 | 0 | 0 | 0 | - | 4 | | 5 | 5 | 4 | 80.0 |
| Sept 15 | Dal | W | 2 | 2 | 1 | 2 | 50.0 | 0 | 0 | 0 | 0 | 0 | 0 | 1 | 1 | 0 | 1 | 40 | 5 | 57b, 40 | 4 | 4 | 3 | 75.0 |
| Sept 19 | @ Phi | W | 2 | 2 | 4 | 5 | 80.0 | 0 | 0 | 0 | 0 | 4 | 4 | 0 | 0 | 0 | 1 | 38 | 14 | 33, 51n, 31, 34, 38 | 7 | 7 | 4 | 57.1 |
| Sept 29 | NYG | W | 4 | 4 | 1 | 1 | 100.0 | 0 | 0 | 0 | 0 | 0 | 0 | 0 | 0 | 1 | 1 | 51 | 7 | 51 | 6 | 6 | 3 | 50.0 |
| Oct 6 | @ Ten | W | 2 | 2 | 4 | 4 | 100.0 | 0 | 0 | 2 | 2 | 1 | 1 | 1 | 1 | 0 | 0 | 48 | 14 | 29, 24, 33, 48 | 7 | 7 | 5 | 71.4 |
| Oct 13 | Oak | W | 3 | 3 | 1 | 1 | 100.0 | 0 | 0 | 0 | 0 | 1 | 1 | 0 | 0 | 0 | 0 | 33 | 6 | 33 | 5 | 5 | 4 | 80.0 |
| Oct 20 | Hou | W | 2 | 2 | 1 | 1 | 100.0 | 0 | 0 | 1 | 1 | 0 | 0 | 0 | 0 | 0 | 0 | 22 | 5 | 22 | 4 | 4 | 3 | 75.0 |
| Oct 27 | Cle | W | 2 | 2 | 3 | 4 | 75.0 | 0 | 0 | 0 | 0 | 1 | 1 | 2 | 2 | 0 | 1 | 42 | 11 | 42, 35, 52n, 40 | 6 | 6 | 3 | 50.0 |
| Nov 3 | @ Buf | W | 2 | 2 | 3 | 3 | 100.0 | 0 | 0 | 1 | 1 | 1 | 1 | 1 | 1 | 0 | 0 | 41 | 11 | 27, 41, 39 | 6 | 6 | 5 | 83.3 |
| Nov 17 | @ Den | L | 2 | 2 | 1 | 1 | 100.0 | 0 | 0 | 1 | 1 | 0 | 0 | 0 | 0 | 0 | 0 | 20 | 5 | 20 | 4 | 4 | 3 | 75.0 |
| Nov 24 | SD | L | 5 | 5 | 1 | 1 | 100.0 | 0 | 0 | 1 | 1 | 0 | 0 | 0 | 0 | 0 | 0 | 25 | 8 | 25 | 7 | 3 | 1 | 14.3 |
| Dec 1 | Den | L | 4 | 4 | 0 | 0 | - | 0 | 0 | 0 | 0 | 0 | 0 | 0 | 0 | 0 | 0 | - | 4 | | 5 | 2 | 1 | 20.0 |
| Dec 8 | @ Was | W | 6 | 6 | 1 | 2 | 50.0 | 0 | 0 | 0 | 0 | 1 | 2 | 0 | 0 | 0 | 0 | 33 | 9 | 33, 34n | 8 | 2 | 0 | 0.0 |
| Dec 15 | @ Oak | W | 8 | 8 | 0 | 0 | - | 0 | 0 | 0 | 0 | 0 | 0 | 0 | 0 | 0 | 0 | - | 8 | | 9 | 8 | 3 | 33.3 |
| Dec 22 | Ind | L | 1 | 1 | 0 | 1 | - | 0 | 0 | 0 | 0 | 0 | 0 | 0 | 1 | 0 | 0 | - | 1 | 47n | 2 | 2 | 2 | 100.0 |
| Dec 29 | @ SD | L | 3 | 3 | 1 | 2 | 50.0 | 0 | 0 | 0 | 0 | 0 | 0 | 1 | 2 | 0 | 0 | 46 | 6 | 46, 41n | 6 | 6 | 3 | 50.0 |
| Totals | | 11-5 | 52 | 52 | 22 | 28 | 78.6 | 0 | 0 | 6 | 6 | 9 | 10 | 6 | 8 | 1 | 4 | 51 | 118 | | 91 | 77 | 47 | 51.6 |
| Playoffs | | | | | | | | | | | | | | | | | | | | | | | | |
| Jan 4 | @ Ind | L | 5 | 5 | 3 | 3 | 100.0 | 1 | 1 | 0 | 0 | 0 | 0 | 2 | 2 | 0 | 0 | 43 | 14 | 19, 42, 43 | 9 | 9 | 6 | 66.7 |
| Totals | | 0-1 | 5 | 5 | 3 | 3 | 100.0 | 1 | 1 | 0 | 0 | 0 | 0 | 2 | 2 | 0 | 0 | 43 | 14 | | 9 | 9 | 6 | 66.7 |

2014 Tennessee Titans

| Date | Opp | W/L | PAT | | FG | | | 1-19 | | 20-29 | | 30-39 | | 40-49 | | 50+ | | LG | Pts | Kick-by-Kick | Kickoffs | | | |
|---------------|-------|-------------|-----------|-----------|-----------|-----------|-------------|----------|----------|----------|----------|----------|----------|----------|----------|----------|----------|-----------|-----------|----------------|-----------|-----------|-----------|-------------|
| | | | Ma | Att | Ma | Att | Pct | Ma | Att | Ma | Att | Ma | Att | Ma | Att | Ma | Att | | | | No | InEZ | TB | PctTB |
| Sept 7 | @ KC | W | 2 | 2 | 4 | 4 | 100.0 | 0 | 0 | 0 | 0 | 2 | 2 | 2 | 2 | 0 | 0 | 47 | 14 | 36, 31, 46, 47 | 7 | 6 | 4 | 57.1 |
| Sept 14 | Dal | L | 1 | 1 | 1 | 1 | 100.0 | 0 | 0 | 0 | 0 | 0 | 0 | 1 | 1 | 0 | 0 | 47 | 4 | 47 | 3 | 3 | 3 | 100.0 |
| Sept 21 | @ Cin | L | 1 | 1 | 0 | 2 | 0.0 | 0 | 0 | 0 | 0 | 0 | 0 | 0 | 2 | 0 | 0 | - | 1 | 40n, 44n | 3 | 1 | 1 | 33.3 |
| Sept 28 | @ Ind | L | 2 | 2 | 1 | 1 | 100.0 | 0 | 0 | 0 | 0 | 1 | 1 | 0 | 0 | 0 | 0 | 36 | 5 | 36 | 4 | 4 | 2 | 50.0 |
| Oct 5 | Cle | L | 4 | 4 | 0 | 0 | - | 0 | 0 | 0 | 0 | 0 | 0 | 0 | 0 | 0 | 0 | - | 4 | | 6 | 3 | 2 | 33.3 |
| Oct 12 | Jax | W | 1 | 1 | 3 | 3 | 100.0 | 0 | 0 | 2 | 2 | 0 | 0 | 1 | 1 | 0 | 0 | 42 | 10 | 25, 21, 42 | 5 | 5 | 4 | 80.0 |
| Oct 19 | @ Was | L | 2 | 2 | 1 | 1 | 100.0 | 0 | 0 | 0 | 0 | 1 | 1 | 0 | 0 | 0 | 0 | 36 | 5 | 36 | 4 | 3 | 2 | 50.0 |
| Oct 26 | Hou | L | 1 | 1 | 1 | 1 | 100.0 | 0 | 0 | 0 | 0 | 1 | 1 | 0 | 0 | 0 | 0 | 35 | 4 | 35 | 4 | 3 | 3 | 75.0 |
| Nov 9 | @ Bal | L | 1 | 1 | 0 | 0 | - | 0 | 0 | 0 | 0 | 0 | 0 | 0 | 0 | 0 | 0 | - | 1 | | 2 | 2 | 1 | 50.0 |
| Nov 17 | Pit | L | 3 | 3 | 1 | 1 | 100.0 | 0 | 0 | 1 | 1 | 0 | 0 | 0 | 0 | 0 | 0 | 20 | 6 | 20 | 5 | 3 | 0 | 0.0 |
| Nov 23 | @ Phi | L | 3 | 3 | 1 | 1 | 100.0 | 0 | 0 | 1 | 1 | 0 | 0 | 0 | 0 | 0 | 0 | 20 | 6 | 20 | 5 | 2 | 1 | 20.0 |
| Nov 30 | @ Hou | L | 3 | 3 | 0 | 0 | - | 0 | 0 | 0 | 0 | 0 | 0 | 0 | 0 | 0 | 0 | - | 3 | | 4 | 3 | 3 | 75.0 |
| Dec 7 | NYG | L | 1 | 1 | 0 | 1 | 0.0 | 0 | 0 | 0 | 0 | 0 | 0 | 0 | 1 | 0 | 0 | - | 1 | 42n | 2 | 2 | 1 | 50.0 |
| Dec 14 | NYJ | L | 0 | 0 | 3 | 3 | 100.0 | 0 | 0 | 0 | 0 | 1 | 1 | 1 | 1 | 1 | 1 | 51 | 9 | 40, 33, 51 | 4 | 4 | 1 | 25.0 |
| Dec 18 | @ Jax | L | 1 | 1 | 2 | 2 | 100.0 | 0 | 0 | 1 | 1 | 0 | 0 | 0 | 0 | 1 | 1 | 50 | 7 | 50, 23 | 4 | 4 | 3 | 75.0 |
| Dec 28 | Ind | L | 1 | 1 | 1 | 1 | 100.0 | 0 | 0 | 0 | 0 | 1 | 1 | 0 | 0 | 0 | 0 | 31 | 4 | 31 | 3 | 3 | 0 | 0.0 |
| Totals | | 2-14 | 27 | 27 | 19 | 22 | 86.4 | 0 | 0 | 5 | 5 | 7 | 7 | 5 | 8 | 2 | 2 | 51 | 84 | | 65 | 51 | 31 | 47.7 |

RYAN SUCCOP'S GAME-BY-GAME CONT.

2015 Tennessee Titans

| Date | Opp | W/L | PAT | | FG | | | 1-19 | | 20-29 | | 30-39 | | 40-49 | | 50+ | | LG | Pts | Kick-by-Kick | Kickoffs | | | |
|---------------|-------|-------------|-----------|-----------|-----------|-----------|-------------|----------|----------|----------|----------|----------|----------|----------|----------|----------|----------|-----------|-----------|--------------|-----------|-----------|-----------|-------------|
| | | | Ma | Att | Ma | Att | Pct | Ma | Att | Ma | Att | Ma | Att | Ma | Att | Ma | Att | | | | No | InEZ | TB | PctTB |
| Sept 13 | @ TB | W | 6 | 6 | 0 | 0 | - | 0 | 0 | 0 | 0 | 0 | 0 | 0 | 0 | 0 | 0 | - | 6 | | 7 | 6 | 4 | 57.1 |
| Sept 20 | @ Cle | L | 2 | 2 | 0 | 0 | - | 0 | 0 | 0 | 0 | 0 | 0 | 0 | 0 | 0 | 0 | - | 2 | | 3 | 3 | 2 | 66.7 |
| Sept 27 | Ind | L | 3 | 3 | 2 | 2 | 100.0 | 0 | 0 | 1 | 1 | 1 | 1 | 0 | 0 | 0 | 0 | 38 | 9 | 38, 21 | 7 | 6 | 6 | 85.7 |
| Oct 11 | Buf | L | 1 | 1 | 2 | 2 | 100.0 | 0 | 0 | 1 | 1 | 0 | 0 | 1 | 1 | 0 | 0 | 41 | 7 | 21, 41 | 4 | 4 | 3 | 75.0 |
| Oct 18 | Mia | L | 1 | 1 | 1 | 1 | 100.0 | 0 | 0 | 0 | 0 | 1 | 1 | 0 | 0 | 0 | 0 | 37 | 4 | 37 | 3 | 3 | 1 | 33.3 |
| Oct 25 | Atl | L | 1 | 1 | 0 | 0 | - | 0 | 0 | 0 | 0 | 0 | 0 | 0 | 0 | 0 | 0 | - | 1 | | 2 | 1 | 1 | 50.0 |
| Nov 1 | @ Hou | L | 0 | 0 | 2 | 2 | 100.0 | 0 | 0 | 0 | 0 | 1 | 1 | 1 | 1 | 0 | 0 | 44 | 6 | 35, 44 | 3 | 3 | 2 | 66.7 |
| Nov 8 | @ NO | W | 2 | 2 | 2 | 3 | 66.7 | 0 | 0 | 1 | 1 | 0 | 0 | 0 | 0 | 1 | 2 | 51 | 8 | 51, 29, 55cr | 6 | 6 | 3 | 50.0 |
| Nov 15 | Car | L | 1 | 1 | 1 | 1 | 100.0 | 0 | 0 | 0 | 0 | 0 | 0 | 1 | 1 | 0 | 0 | 45 | 4 | 45 | 3 | 3 | 2 | 66.7 |
| Nov 19 | @ Jax | L | 1 | 1 | 2 | 3 | 66.7 | 0 | 0 | 0 | 0 | 0 | 0 | 2 | 2 | 0 | 1 | 49 | 7 | 47, 49, 53wl | 4 | 4 | 4 | 100.0 |
| Nov 29 | Oak | L | 1 | 2 | 0 | 0 | - | 0 | 0 | 0 | 0 | 0 | 0 | 0 | 0 | 0 | 0 | - | 1 | | 4 | 2 | 0 | 0.0 |
| Dec 6 | Jax | W | 6 | 6 | 0 | 0 | - | 0 | 0 | 0 | 0 | 0 | 0 | 0 | 0 | 0 | 0 | - | 6 | | 7 | 6 | 4 | 57.1 |
| Dec 13 | @ NYJ | L | 0 | 0 | 0 | 0 | - | 0 | 0 | 0 | 0 | 0 | 0 | 0 | 0 | 0 | 0 | - | 0 | | 2 | 2 | 2 | 100.0 |
| Dec 20 | @ NE | L | 1 | 2 | 1 | 1 | 100.0 | 0 | 0 | 0 | 0 | 0 | 0 | 1 | 1 | 0 | 0 | 49 | 4 | 49 | 4 | 4 | 3 | 75.0 |
| Dec 27 | Hou | L | 0 | 0 | 0 | 0 | - | 0 | 0 | 0 | 0 | 0 | 0 | 0 | 0 | 0 | 0 | - | 0 | | 2 | 2 | 2 | 100.0 |
| Jan 3 | @ Ind | L | 3 | 3 | 1 | 1 | 100.0 | 0 | 0 | 0 | 0 | 0 | 0 | 1 | 1 | 0 | 0 | 49 | 6 | 49 | 5 | 5 | 4 | 80.0 |
| Totals | | 3-13 | 29 | 31 | 14 | 16 | 87.5 | 0 | 0 | 3 | 3 | 3 | 3 | 7 | 7 | 1 | 3 | 51 | 71 | | 66 | 60 | 43 | 65.2 |

2016 Tennessee Titans

| Date | Opp | W/L | PAT | | FG | | | 1-19 | | 20-29 | | 30-39 | | 40-49 | | 50+ | | LG | Pts | Kick-by-Kick | Kickoffs | | | |
|---------------|-------|------------|-----------|-----------|-----------|-----------|-------------|----------|----------|----------|----------|----------|----------|----------|----------|----------|----------|-----------|------------|--------------|-----------|-----------|-----------|-------------|
| | | | Ma | Att | Ma | Att | Pct | Ma | Att | Ma | Att | Ma | Att | Ma | Att | Ma | Att | | | | No | InEZ | TB | PctTB |
| Sept 11 | Min | L | 1 | 1 | 1 | 1 | 100.0 | 0 | 0 | 1 | 1 | 0 | 0 | 0 | 0 | 0 | 0 | 28 | 4 | 28 | 4 | 2 | 2 | 50.0 |
| Sept 18 | @ Det | W | 1 | 1 | 1 | 2 | 50.0 | 0 | 0 | 0 | 0 | 0 | 0 | 1 | 1 | 0 | 1 | 46 | 4 | 51wl, 46 | 5 | 4 | 3 | 60.0 |
| Sept 25 | Oak | L | 1 | 1 | 1 | 1 | 100.0 | 0 | 0 | 0 | 0 | 1 | 1 | 0 | 0 | 0 | 0 | 34 | 4 | 34 | 3 | 1 | 1 | 33.3 |
| Oct 2 | @ Hou | L | 2 | 2 | 2 | 2 | 100.0 | 0 | 0 | 1 | 1 | 0 | 0 | 1 | 1 | 0 | 0 | 48 | 8 | 48, 26 | 5 | 4 | 4 | 80.0 |
| Oct 9 | @ Mia | W | 3 | 4 | 1 | 1 | 100.0 | 0 | 0 | 0 | 0 | 0 | 0 | 1 | 1 | 0 | 0 | 40 | 6 | 40 | 6 | 6 | 4 | 66.7 |
| Oct 16 | Cle | W | 4 | 4 | 0 | 1 | 0.0 | 0 | 0 | 0 | 0 | 0 | 0 | 0 | 0 | 0 | 1 | - | 4 | 58wr | 5 | 5 | 4 | 80.0 |
| Oct 23 | Ind | L | 2 | 2 | 2 | 2 | 100.0 | 0 | 0 | 0 | 0 | 0 | 0 | 2 | 2 | 0 | 0 | 48 | 8 | 48, 44 | 6 | 5 | 4 | 66.7 |
| Oct 27 | Jax | W | 3 | 4 | 3 | 3 | 100.0 | 0 | 0 | 1 | 1 | 2 | 2 | 0 | 0 | 0 | 0 | 33 | 12 | 32, 22, 33 | 7 | 6 | 5 | 71.4 |
| Nov 6 | @ SD | L | 5 | 5 | 0 | 0 | - | 0 | 0 | 0 | 0 | 0 | 0 | 0 | 0 | 0 | 0 | - | 5 | | 6 | 6 | 6 | 100.0 |
| Nov 13 | GB | W | 5 | 5 | 2 | 2 | 100.0 | 0 | 0 | 1 | 1 | 0 | 0 | 0 | 0 | 1 | 1 | 51 | 11 | 51, 23 | 9 | 7 | 6 | 66.7 |
| Nov 20 | @ Ind | L | 2 | 2 | 1 | 1 | 100.0 | 0 | 0 | 0 | 0 | 0 | 0 | 1 | 1 | 0 | 0 | 47 | 5 | 47 | 4 | 2 | 2 | 50.0 |
| Nov 27 | @ Chi | W | 3 | 3 | 2 | 2 | 100.0 | 1 | 1 | 0 | 0 | 1 | 1 | 0 | 0 | 0 | 0 | 31 | 9 | 19, 31 | 6 | 5 | 4 | 66.7 |
| Dec 11 | Den | W | 1 | 1 | 2 | 2 | 100.0 | 0 | 0 | 0 | 0 | 0 | 0 | 1 | 1 | 1 | 1 | 53 | 7 | 53, 41 | 4 | 4 | 4 | 100.0 |
| Dec 18 | @ KC | W | 1 | 1 | 2 | 2 | 100.0 | 0 | 0 | 0 | 0 | 1 | 1 | 0 | 0 | 1 | 1 | 53 | 7 | 39, 53 | 4 | 2 | 2 | 50.0 |
| Dec 24 | @ Jax | L | 2 | 2 | 1 | 1 | 100.0 | 0 | 0 | 0 | 0 | 0 | 0 | 1 | 1 | 0 | 0 | 42 | 5 | 42 | 4 | 4 | 4 | 100.0 |
| Jan 1 | Hou | W | 3 | 3 | 1 | 1 | 100.0 | 0 | 0 | 0 | 0 | 1 | 1 | 0 | 0 | 0 | 0 | 35 | 6 | 35 | 5 | 4 | 3 | 60.0 |
| Totals | | 9-7 | 39 | 41 | 22 | 24 | 91.7 | 1 | 1 | 4 | 4 | 6 | 6 | 8 | 8 | 3 | 5 | 53 | 105 | | 83 | 67 | 58 | 69.9 |

2017 Tennessee Titans

| | | | PAT | | FG | | | 1-19 | | 20-29 | | 30-39 | | 40-49 | | 50+ | | Kickoffs | | | | | | |
|----------|-------|-----|-----|-----|----|-----|-------|------|-----|-------|-----|-------|-----|-------|-----|-----|-----|----------|-----|----------------------|----|------|----|-------|
| Date | Opp | W/L | Ma | Att | Ma | Att | Pct | Ma | Att | Ma | Att | Ma | Att | Ma | Att | Ma | Att | LG | Pts | Kick-by-Kick | No | InEZ | TB | PctTB |
| Sept 10 | Oak | L | 1 | 1 | 3 | 4 | 75.0 | 0 | 0 | 2 | 2 | 0 | 0 | 0 | 0 | 1 | 2 | 52 | 10 | 23, 26, 52, 52wr | 5 | 4 | 3 | 60.0 |
| Sept 17 | @ Jax | W | 4 | 4 | 3 | 3 | 100.0 | 0 | 0 | 1 | 1 | 0 | 0 | 2 | 2 | 0 | 0 | 41 | 13 | 40, 41, 26 | 7 | 6 | 3 | 42.9 |
| Sept 24 | Sea | W | 3 | 3 | 4 | 4 | 100.0 | 0 | 0 | 1 | 1 | 2 | 2 | 1 | 1 | 0 | 0 | 47 | 15 | 24, 37, 47, 35 | 7 | 7 | 7 | 100.0 |
| Oct 1 | @ Hou | L | 2 | 2 | 0 | 0 | - | 0 | 0 | 0 | 0 | 0 | 0 | 0 | 0 | 0 | 0 | - | 2 | | 3 | 3 | 2 | 66.7 |
| Oct 8 | @ Mia | L | 1 | 1 | 1 | 1 | 100.0 | 0 | 0 | 0 | 0 | 0 | 0 | 1 | 1 | 0 | 0 | 45 | 4 | 45 | 3 | 2 | 1 | 33.3 |
| Oct 16 | Ind | W | 3 | 3 | 5 | 5 | 100.0 | 0 | 0 | 1 | 1 | 1 | 1 | 3 | 3 | 0 | 0 | 48 | 18 | 48, 32, 40, 48, 23 | 9 | 8 | 4 | 44.4 |
| Oct 22 | @ Cle | W | 0 | 0 | 4 | 5 | 80.0 | 0 | 0 | 1 | 1 | 0 | 0 | 3 | 3 | 0 | 1 | 47 | 12 | 43, 23, 46, 53wl, 47 | 5 | 5 | 4 | 80.0 |
| Nov 5 | Bal | W | 2 | 3 | 1 | 1 | 100.0 | 0 | 0 | 0 | 0 | 0 | 0 | 1 | 1 | 0 | 0 | 48 | 5 | 48 | 5 | 4 | 4 | 80.0 |
| Nov 12 | Cin | W | 3 | 3 | 1 | 2 | 50.0 | 0 | 0 | 0 | 0 | 0 | 0 | 1 | 2 | 0 | 0 | 44 | 6 | 48wr, 44 | 4 | 4 | 3 | 75.0 |
| Nov 16 | @ Pit | L | 2 | 2 | 1 | 2 | 50.0 | 0 | 0 | 0 | 0 | 0 | 0 | 1 | 2 | 0 | 0 | 44 | 5 | 48b, 44 | 4 | 3 | 3 | 75.0 |
| Nov 26 | @ Ind | W | 2 | 2 | 2 | 2 | 100.0 | 0 | 0 | 1 | 1 | 0 | 0 | 1 | 1 | 0 | 0 | 45 | 8 | 29, 45 | 5 | 5 | 5 | 100.0 |
| Dec 3 | Hou | W | 3 | 3 | 1 | 2 | 50.0 | 0 | 0 | 0 | 0 | 0 | 0 | 1 | 2 | 0 | 0 | 43 | 6 | 40wr, 43 | 5 | 3 | 3 | 60.0 |
| Dec 10 | @ Ari | L | 1 | 1 | 0 | 1 | 0.0 | 0 | 0 | 0 | 0 | 0 | 0 | 0 | 0 | 0 | 1 | - | 1 | | 2 | 0 | 0 | 0.0 |
| Dec 17 | @ SF | L | 2 | 2 | 3 | 3 | 100.0 | 0 | 0 | 0 | 0 | 1 | 1 | 1 | 1 | 1 | 1 | 50 | 11 | 40, 31, 50 | 6 | 4 | 2 | 33.3 |
| Dec 24 | LAR | L | 2 | 2 | 3 | 4 | 75.0 | 0 | 0 | 2 | 2 | 1 | 1 | 0 | 1 | 0 | 0 | 37 | 11 | 25, 37, 45wr, 27 | 6 | 6 | 2 | 33.3 |
| Dec 31 | Jax | W | 0 | 1 | 3 | 3 | 100.0 | 0 | 0 | 1 | 1 | 2 | 2 | 0 | 0 | 0 | 0 | 39 | 9 | 25, 39, 38 | 4 | 2 | 1 | 25.0 |
| Totals | | 9-7 | 31 | 33 | 35 | 42 | 83.3 | 0 | 0 | 10 | 10 | 7 | 7 | 16 | 20 | 2 | 5 | 52 | 136 | | 80 | 66 | 47 | 58.8 |
| Playoffs | | | | | | | | | | | | | | | | | | | | | | | | |
| Jan 6 | @ KC | W | 1 | 1 | 1 | 1 | 100.0 | 0 | 0 | 0 | 0 | 0 | 0 | 1 | 1 | 0 | 0 | 49 | 4 | 49 | 5 | 4 | 1 | 20.0 |
| Jan 13 | @ NE | L | 2 | 2 | 0 | 0 | - | 0 | 0 | 0 | 0 | 0 | 0 | 0 | 0 | 0 | 0 | 0 | 2 | | 3 | 2 | 1 | 33.3 |
| Totals | | 1-1 | 3 | 3 | 1 | 1 | 100.0 | 0 | 0 | 0 | 0 | 0 | 0 | 1 | 1 | 0 | 0 | 49 | 6 | | 8 | 6 | 2 | 25.0 |

RYAN SUCCOP'S GAME-BY-GAME CONT.

2018 Tennessee Titans

| Date | Opp | W/L | PAT | | FG | | | 1-19 | | 20-29 | | 30-39 | | 40-49 | | 50+ | | LG | Pts | Kick-by-Kick | Kickoffs | | | |
|---------------|-------|------------|-----------|-----------|-----------|-----------|-------------|----------|----------|----------|----------|-----------|-----------|----------|----------|----------|----------|-----------|------------|------------------|-----------|-----------|-----------|-------------|
| | | | Ma | Att | Ma | Att | Pct | Ma | Att | Ma | Att | Ma | Att | Ma | Att | Ma | Att | | | | No | InEZ | TB | PctTB |
| Sept 9 | @ Mia | L | 2 | 2 | 2 | 2 | 100.0 | 0 | 0 | 0 | 0 | 0 | 0 | 1 | 1 | 1 | 1 | 53 | 8 | 47, 53 | 5 | 4 | 2 | 40.0 |
| Sept 16 | Hou | W | 2 | 2 | 2 | 2 | 100.0 | 0 | 0 | 0 | 0 | 1 | 1 | 1 | 1 | 0 | 0 | 42 | 8 | 42, 31 | 5 | 5 | 5 | 100.0 |
| Sept 23 | @ Jax | W | 0 | 0 | 3 | 4 | 75.0 | 0 | 0 | 1 | 1 | 2 | 2 | 0 | 1 | 0 | 0 | 39 | 9 | 39, 48wr, 36, 28 | 4 | 3 | 3 | 75.0 |
| Sept 30 | Phi | W | 2 | 2 | 2 | 2 | 100.0 | 0 | 0 | 0 | 0 | 1 | 1 | 1 | 1 | 0 | 0 | 42 | 8 | 42, 33 | 6 | 6 | 6 | 100.0 |
| Oct 7 | @ Buf | L | 0 | 0 | 4 | 4 | 100.0 | 0 | 0 | 1 | 1 | 1 | 1 | 0 | 0 | 2 | 2 | 54 | 12 | 25, 54, 39, 50 | 4 | 3 | 3 | 75.0 |
| Oct 14 | Bal | L | 0 | 0 | 0 | 0 | - | 0 | 0 | 0 | 0 | 0 | 0 | 0 | 0 | 0 | 0 | - | 0 | | 1 | 0 | 0 | 0.0 |
| Oct 21 | @ LAC | L | 1 | 1 | 2 | 3 | 66.7 | 0 | 0 | 1 | 1 | 1 | 1 | 0 | 0 | 0 | 1 | 33 | 7 | 28, 33, 51wl | 5 | 3 | 2 | 40.0 |
| Nov 5 | @ Dal | W | 4 | 4 | 0 | 1 | 0.0 | 0 | 0 | 0 | 1 | 0 | 0 | 0 | 0 | 0 | 0 | - | 4 | 28lu | 5 | 5 | 4 | 80.0 |
| Nov 11 | NE | W | 4 | 4 | 2 | 2 | 100.0 | 0 | 0 | 0 | 0 | 2 | 2 | 0 | 0 | 0 | 0 | 33 | 10 | 33, 31 | 7 | 5 | 4 | 57.1 |
| Nov 18 | @ Ind | L | 1 | 1 | 1 | 1 | 100.0 | 0 | 0 | 0 | 0 | 0 | 0 | 1 | 1 | 0 | 0 | 42 | 4 | 42 | 2 | 1 | 1 | 50.0 |
| Nov 26 | @ Hou | L | 2 | 2 | 1 | 1 | 100.0 | 0 | 0 | 0 | 0 | 1 | 1 | 0 | 0 | 0 | 0 | 31 | 5 | 31 | 4 | 4 | 3 | 75.0 |
| Dec 2 | NYJ | W | 2 | 3 | 2 | 2 | 100.0 | 0 | 0 | 1 | 1 | 1 | 1 | 0 | 0 | 0 | 0 | 33 | 8 | 24, 33 | 6 | 5 | 4 | 66.7 |
| Dec 6 | Jax | W | 3 | 4 | 1 | 1 | 100.0 | 0 | 0 | 0 | 0 | 1 | 1 | 0 | 0 | 0 | 0 | 33 | 6 | 33 | 7 | 4 | 4 | 57.1 |
| Dec 16 | @ NYG | W | 2 | 2 | 1 | 2 | 50.0 | 0 | 0 | 1 | 1 | 0 | 0 | 0 | 1 | 0 | 0 | 22 | 5 | 48wl, 22 | 4 | 1 | 0 | 0.0 |
| Dec 22 | Was | W | 1 | 2 | 2 | 2 | 100.0 | 0 | 0 | 0 | 0 | 1 | 1 | 1 | 1 | 0 | 0 | 42 | 7 | 42, 33 | 4 | 4 | 3 | 75.0 |
| Dec 30 | Ind | L | 2 | 2 | 1 | 1 | 100.0 | 0 | 0 | 0 | 0 | 1 | 1 | 0 | 0 | 0 | 0 | 38 | 5 | 38 | 3 | 1 | 1 | 33.3 |
| Totals | | 9-7 | 28 | 31 | 26 | 30 | 86.7 | 0 | 0 | 5 | 6 | 13 | 13 | 5 | 7 | 3 | 4 | 54 | 106 | | 72 | 54 | 45 | 62.5 |

2019 Tennessee Titans

| Date | Opp | W/L | PAT | | FG | | | 1-19 | | 20-29 | | 30-39 | | 40-49 | | 50+ | | LG | Pts | Kick-by-Kick | Kickoffs | | | | | | |
|---------|-------|-----|-----|-----|----|-----|-------|--|-----|-------|-----|-------|-----|-------|-----|-----|-----|----|-----|------------------|----------|------|----|-------|---|------|--|
| | | | Ma | Att | Ma | Att | Pct | Ma | Att | Ma | Att | Ma | Att | Ma | Att | Ma | Att | | | | No | InEZ | TB | PctTB | | | |
| Sept 8 | @ Cle | W | | | | | | Placed on injured reserve on Sept. 4, 2019 | | | | | | | | | | | | | | | | | | | |
| Sept 15 | Ind | L | | | | | | | | | | | | | | | | | | | | | | | | | |
| Sept 19 | @ Jax | L | | | | | | | | | | | | | | | | | | | | | | | | | |
| Sept 29 | @ Atl | W | | | | | | | | | | | | | | | | | | | | | | | | | |
| Oct 6 | Buf | L | | | | | | | | | | | | | | | | | | | | | | | | | |
| Oct 13 | @ Den | L | | | | | | | | | | | | | | | | | | | | | | | | | |
| Oct 20 | LAC | W | | | | | | | | | | | | | | | | | | | | | | | | | |
| Oct 27 | TB | W | | | | | | | | | | | | | | | | | | | | | | | | | |
| Nov 3 | @ Car | L | | | | | | | | | | | | | | | | | | | | | | | | | |
| Nov 10 | KC | W | | | | | | | | | | | | | | | | | | | | | | | | | |
| Nov 24 | Jax | W | 6 | 6 | 0 | 0 | - | 0 | 0 | 0 | 0 | 0 | 0 | 0 | 0 | 0 | 0 | - | 6 | 43wl, 56sh, 44ru | 4 | 3 | 1 | 25.0 | | | |
| Dec 1 | @ Ind | W | 4 | 4 | 1 | 1 | 100.0 | 0 | 0 | 0 | 0 | 1 | 1 | 0 | 0 | 0 | 0 | - | 31 | | 7 | 31 | 6 | 2 | 2 | 33.3 | |
| Dec 8 | @ Oak | W | 6 | 6 | 0 | 1 | 0.0 | 0 | 0 | 0 | 0 | 0 | 0 | 0 | 1 | 0 | 0 | - | 6 | | 42lu | 0 | 0 | 0 | - | | |
| Dec 15 | Hou | L | 3 | 3 | 0 | 1 | 0.0 | 0 | 0 | 0 | 0 | 0 | 0 | 0 | 1 | 0 | 0 | - | 3 | | 45b | 0 | 0 | 0 | - | | |
| Dec 22 | NO | | | | | | | Placed on injured reserve on Dec. 18, 2019 | | | | | | | | | | | | | | | | | | | |
| Dec 29 | @ Hou | | | | | | | | | | | | | | | | | | | | | | | | | | |
| Totals | | 8-6 | 24 | 25 | 1 | 6 | 16.7 | 0 | 0 | 0 | 0 | 1 | 1 | 0 | 4 | 0 | 1 | 31 | 27 | | 17 | 8 | 3 | 17.6 | | | |

RYAN SUCCOP'S NFL STATISTICS

| REGULAR SEASON | | | PAT | | FG | | | 1-19 | | 20-29 | | 30-39 | | 40-49 | | 50+ | | Kickoffs | | | | | |
|----------------|-------------|-----|-----|-----|-----|-----|------|------|-----|-------|-----|-------|-----|-------|-----|-----|-----|----------|-----|-----|------|------|-------|
| Date | Team | GP | Ma | Att | Ma | Att | Pct | Ma | Att | Ma | Att | Ma | Att | Ma | Att | Ma | Att | LG | Pts | No | InEZ | TB | PctTB |
| 2009 | Kansas City | 16 | 29 | 29 | 25 | 29 | 86.2 | 0 | 0 | 10 | 10 | 7 | 7 | 6 | 7 | 2 | 5 | 53 | 104 | 66 | 29 | 7 | 10.6 |
| 2010 | Kansas City | 16 | 42 | 42 | 20 | 26 | 76.9 | 0 | 0 | 6 | 6 | 7 | 9 | 6 | 8 | 1 | 3 | 53 | 102 | 76 | 25 | 8 | 10.5 |
| 2011 | Kansas City | 16 | 20 | 20 | 24 | 30 | 80.0 | 1 | 1 | 7 | 7 | 6 | 7 | 7 | 12 | 3 | 3 | 54 | 92 | 56 | 44 | 31 | 55.4 |
| 2012 | Kansas City | 16 | 17 | 17 | 28 | 34 | 82.4 | 0 | 0 | 4 | 5 | 12 | 15 | 10 | 12 | 2 | 2 | 52 | 101 | 56 | 49 | 27 | 48.2 |
| 2013 | Kansas City | 16 | 52 | 52 | 22 | 28 | 78.6 | 0 | 0 | 6 | 6 | 9 | 10 | 6 | 8 | 1 | 4 | 51 | 118 | 91 | 77 | 47 | 51.6 |
| 2014 | Tennessee | 16 | 27 | 27 | 19 | 22 | 86.4 | 0 | 0 | 5 | 5 | 7 | 7 | 5 | 8 | 2 | 2 | 51 | 84 | 65 | 51 | 31 | 47.7 |
| 2015 | Tennessee | 16 | 29 | 31 | 14 | 16 | 87.5 | 0 | 0 | 3 | 3 | 3 | 3 | 7 | 7 | 1 | 3 | 51 | 71 | 66 | 60 | 43 | 65.2 |
| 2016 | Tennessee | 16 | 39 | 41 | 22 | 24 | 91.7 | 1 | 1 | 4 | 4 | 6 | 6 | 8 | 8 | 3 | 5 | 53 | 105 | 83 | 67 | 58 | 69.9 |
| 2017 | Tennessee | 16 | 31 | 33 | 35 | 42 | 83.3 | 0 | 0 | 10 | 10 | 7 | 7 | 16 | 20 | 2 | 5 | 52 | 136 | 80 | 66 | 47 | 58.8 |
| 2018 | Tennessee | 16 | 28 | 31 | 26 | 30 | 86.7 | 0 | 0 | 5 | 6 | 13 | 13 | 5 | 7 | 3 | 4 | 54 | 106 | 72 | 54 | 45 | 62.5 |
| 2019 | Tennessee | 6 | 24 | 25 | 1 | 6 | 16.7 | 0 | 0 | 0 | 0 | 1 | 1 | 0 | 4 | 0 | 1 | 31 | 27 | 17 | 8 | 3 | 17.6 |
| NFL Totals | | 166 | 338 | 348 | 236 | 287 | 82.2 | 2 | 2 | 60 | 62 | 78 | 85 | 76 | 101 | 20 | 37 | 541,046 | 728 | 530 | 347 | 47.7 | |

| PLAYOFFS | | PAT | | | FG | | | 1-19 | | 20-29 | | 30-39 | | 40-49 | | 50+ | | Kickoffs | | | | | |
|----------------|-------------|-----|----|-----|----|-----|-------|------|-----|-------|-----|-------|-----|-------|-----|-----|-----|----------|-----|----|------|----|-------|
| Date | Team | GP | Ma | Att | Ma | Att | Pct | Ma | Att | Ma | Att | Ma | Att | Ma | Att | Ma | Att | LG | Pts | No | InEZ | TB | PctTB |
| 2010 | Kansas City | 1 | 1 | 1 | 0 | 0 | - | 0 | 0 | 0 | 0 | 0 | 0 | 0 | 0 | 0 | 0 | - | 1 | 2 | 1 | 1 | 50.0 |
| 2013 | Kansas City | 1 | 5 | 5 | 3 | 3 | 100.0 | 1 | 1 | 0 | 0 | 0 | 0 | 2 | 2 | 0 | 0 | 43 | 14 | 9 | 9 | 6 | 66.7 |
| 2017 | Tennessee | 2 | 3 | 3 | 1 | 1 | 100.0 | 0 | 0 | 0 | 0 | 0 | 0 | 1 | 1 | 0 | 0 | 49 | 6 | 8 | 6 | 2 | 25.0 |
| Playoff Totals | | 4 | 9 | 9 | 4 | 4 | 100.0 | 1 | 1 | 0 | 0 | 0 | 0 | 3 | 3 | 0 | 0 | 49 | 21 | 19 | 16 | 9 | 47.4 |

Single-Game Highs

Field Goals Made - 6 at New Orleans (9/23/12)
 Field Goal Attempts - 6 at New Orleans (9/23/12)
 Longest Field Goal - 54 (Twice, last at Buffalo 10/7/18)
 PATs Made - 8 at Oakland (12/15/13)
 PATs Attempted - 8 at Oakland (12/15/13)
 Points - 19 at New Orleans (9/23/12)
 Consecutive Field Goals Made - 22 (10/2/11-12/24/11)
 Touchbacks - 7 vs. Seattle (9/24/17)

Additional Career Statistics

Punts - 1 for 33 yards at Oakland (11/7/10)
 Special Teams Tackles - 1 (2009), 2 (2010), 2 (2012), 1 (2013),
 2 (2017), **1 (2019)**
 Recovered Onside Kick - 1 at Jacksonville (11/8/09)

Playoff Single-Game Highs

Field Goals Made - 3 at Indianapolis (1/4/14)
 Field Goals Attempts - 3 at Indianapolis (1/4/14)
 Longest Field Goal - 49 at Kansas City (1/6/18)

PATs Made - 5 at Indianapolis (1/4/14)
 PATs Attempted - 5 at Indianapolis (1/4/14)
 Points - 14 at Indianapolis (1/4/14)

Game-Winning Field Goals*

11/22/09 vs. Pittsburgh (22 yards, OT)
 10/31/10 vs. Buffalo (35 yards, OT)
 9/19/10 at Cleveland (23 yards)
 10/31/11 vs. San Diego (30 yards, OT)
 9/23/12 at New Orleans (31 yards, OT)
 12/18/16 at Kansas City (53 yards)
 10/22/17 at Cleveland (47 yards, OT)
 9/16/18 vs. Houston (31 yards)
 9/23/18 at Jacksonville (28 yards)

* A game-winning field goal is defined as one that was the final score of the game and gave the kicker's team the lead at any time in the fourth quarter or overtime.



17 RYAN TANNEHILL

QUARTERBACK • 6'4" • 217 LBS • COLLEGE: TEXAS A&M

ACQUIRED: TRADE (MIA) - 2019

NFL EXPERIENCE (NFL/TITANS): 8/1 • HOMETOWN: BIG SPRING, TEXAS

GAMES PLAYED/GAMES STARTED: 100/98 (PLAYOFFS: 3/3)



Pro Bowl: 2019

PRO: The Titans traded for Ryan Tannehill in the 2019 offseason to provide a veteran presence among the team's quarterbacks. Tannehill spent his first seven seasons as a member of the Miami Dolphins after being selected in the first round of the 2012 NFL Draft. Tannehill started 88 games over six seasons in South Florida and accumulated 20,434 passing yards and 123 touchdown passes. He missed the entire 2017 campaign with an injury. The Texas A&M product has also shown mobility as a signal caller having rushed for 1,210 yards and six scores in his career.

CAREER HIGHLIGHTS:

- During his first seven seasons (2012-18) in Miami, Tannehill passed for at least 3,000 yards four times and more than 4,000 yards twice. He totaled 16 career 300-yard passing games, which is the second-most in Dolphins history.
- Tannehill has engineered 14 career fourth-quarter comebacks during his career.
- In 2015, Tannehill posted 4,208 passing yards with 24 touchdowns. Set a then NFL record with 25 consecutive completions. His 4,208 passing yards was the fifth-highest single-season total in Dolphins history and most by a Dolphins quarterback other than Dan Marino.
- In 2014, Tannehill passed for 4,045 yards with 27 touchdowns for a 92.8 passer rating. He registered a career-best 311 rushing yards with a touchdown. His 392 completions were the most in Dolphins history.

TITANS TIDBITS:

- Ryan founded the Tannehill's A.C.E.S. (Achieving Community Educations Success) program with wife, Lauren, which consisted of 17 sophomores from American Senior High School and is focused on awarding scholarships to the participating students who strive for good grades and took on an active role in their community by hosting monthly events to reward the students and help them give back to the community.
- Ryan's father, Tim, played wide receiver at Texas Tech from 1985-87.

CAREER TRANSACTIONS:

- The Big Spring, Texas, native was originally selected by the Miami Dolphins in the first round (eighth overall) of the 2012 NFL Draft.
- Traded by the Dolphins to the Titans along with a 2019 sixth-round pick for a 2019 seventh-round draft pick and a 2020 fourth-round draft choice on March 15, 2019.

SEASON RECAPS:

2019 (12/10, 3/3 - Tennessee): Named to his first career Pro Bowl. Named the NFL's Comeback Player of the Year. Played in 12 games with 10 starts at quarterback and led the NFL with a 117.5 passer rating and ranked third in the NFL with a 70.3 completion percentage. Established the fourth-highest single-season passer rating in NFL history. Completed 201 of 286 passes for 2,742 yards with 22 touchdowns and six interceptions. Became the third qualifying passer in NFL history to have a season with at least a 70.0 completion percentage and an average of at least 9.0 yards per attempt, joining Sammy Baugh and Joe Montana. Established new franchise single-season records for completion percentage (70.7) and yards per attempt (9.6). Rushed 43 times for 185 yards with four rushing touchdowns. Did not play in four games. Started all three postseason contests and connected on 36 of 60 passes for 369 yards with five touchdowns and an interception for a 98.5 passer rating. Rushed 13 times for 35 yards with a rushing score. Has posted 30 career games with a 100.0 or better passer rating, including eight in 2019 (vs. LAC, vs. TB, vs. KC, vs. JAX, at IND, at OAK, vs. NO, at HOU). Has registered 19 career games with at least 300 passing yards, including three in 2019 (vs.

LAC, at CAR, at OAK). Has engineered 16 career game-winning drives (including the playoffs), defined as when the team trailed or was tied in the fourth quarter or overtime, including three in 2019 (vs. LAC, vs. TB, vs. KC). Named the AFC Offensive Player of the Month for December, after completing 90 of 132 passes for 1,322 yards with 12 touchdowns and two interceptions. His passer rating for the calendar month was 124.6, which led the AFC.

- At Cleveland (9/8), entered the game for the final drive of kneel downs in the fourth quarter.
- Against Indianapolis (9/15), did not play as the backup quarterback.
- At Jacksonville (9/19), did not play as the backup quarterback.
- At Atlanta (9/29), did not play as the backup quarterback.
- Against Buffalo (10/6), did not play as the backup quarterback.
- At Denver (10/13), entered the game in the third quarter and completed 13 of 16 passes for 144 yards with an interception. Rushed once for six yards.
- Against L.A. Chargers (10/20), started at quarterback and completed 23 of 29 passes for 312 yards with two touchdowns and an interception for a 120.1 passer rating. Rushed five times for seven yards. Set a new career-high by completing 79.3 percent of his passes. Evened the score at 10-10 with an eight-yard touchdown strike to Corey Davis late in the second quarter. Extended the Titans' second touchdown drive with a pair of conversions: a two-yard sneak on third-and-two and a 14-yard pass to Adam Humphries on third-and-11. Gave the Titans a 16-10 lead with a five-yard touchdown pass to Tajaé Sharpe in the back of the end zone on third-and-goal early in the fourth quarter. Kept the Titans' final touchdown drive alive with a 38-yard completion to Corey Davis on third-and-one in the final stanza.
- Against Tampa Bay (10/27), started at quarterback and connected on 21 of 33 passes for 193 yards with three touchdowns for a 109.8 passer rating. Gave the Titans a 7-3 lead with a five-yard touchdown strike to Jonnu Smith in the first quarter. Increased the Titans lead to 14-3 with a six-yard touchdown pass to Tajaé Sharpe on third-and-goal late in the first stanza. Kept the Titans' third quarter scoring drive alive with a three-yard toss to Adam Humphries on third-and-two in the third quarter. Extended the Titans' game-winning scoring drive with a five-yard pass to Sharpe on third-and-four in the final stanza. Gave the Titans a 27-23 lead with an eight-yard touchdown strike to A.J. Brown on third-and-eight midway through the fourth quarter.
- At Carolina (11/3), started at quarterback and completed 27 of 39 passes for 331 yards with a touchdown and two interceptions. Rushed four times for 38 yards with a score. Extended the Titans' second touchdown drive with a pair of third-down conversions: a 25-yard pass to Adam Humphries on third-and-two and a 35-yard bomb to A.J. Brown on third-and-seven. Found Derrick Henry for a 23-yard touchdown reception on a screen in the fourth quarter. Kept the Titans' final touchdown drive alive with a seven-yard strike to Corey Davis on fourth-and-three. Cut the Panthers' lead to 30-20 with a 10-yard touchdown run with less than three minutes remaining in the game.
- Against Kansas City (11/10), started at quarterback and completed 13 of 19 passes for 181 yards with two touchdowns for a 133.9 passer rating. Rushed three times for 37 yards. Added a two-point conversion rushing score. Kickstarted the Titans' initial scoring drive with a deep 52-yard pass to Kalif Raymond to the Kansas City 21-yard line in the second quarter. Found Anthony Firkser for a nine-yard touchdown pass in the second quarter. Extended a Titans' touchdown drive with a 12-yard run on third-and-10 early in the fourth quarter. Gave the Titans the lead by finding Adam Humphries for a 23-yard touchdown strike with 23 seconds remaining in the fourth quarter. Increased the lead to 35-32 with an extra effort, two-point conversion run.

- Against Jacksonville (11/24), started at quarterback and completed 14 of 18 passes for 259 yards with two touchdowns for a 155.8 passer rating. Rushed seven times for 40 yards with a career-best two rushing scores. Extended the Titans' opening touchdown drive with a six-yard pass to Adam Humphries on third-and-four in the second quarter. Gave the Titans a 7-0 lead with a 21-yard touchdown run on a bootleg in the second stanza. Kickstarted the Titans' touchdown drive to open the second half with a 35-yard pass to A.J. Brown early in the third quarter. Extended the Titans' lead to 14-3 with a one-yard touchdown toss to Dennis Kelly early in the third quarter. Increased the Titans lead to 35-3 with a 65-yard touchdown strike to Brown in the third stanza. Collected his career-best second rushing touchdown with a three-yard score on third-and-one in the fourth quarter.
- At Indianapolis (12/1), started at quarterback and completed 17 of 22 passes for 182 yards with two touchdowns for a 131.2 passer rating. Rushed four times for five yards. Extended the Titans' opening touchdown drive with a four-yard pass to Anthony Firkser on third-and-two in the first quarter. Evened the score at 7-7 with a 13-yard touchdown pass to Adam Humphries on third-and-eight in the opening stanza. Sealed the victory with a 40-yard touchdown strike to Kalif Raymond on third-and-six late in the fourth quarter.
- At Oakland (12/8), named AFC Offensive Player of the Week after completing 21 of 27 passes for 391 yards with three touchdowns and an interception for a 140.4 passer rating. Rushed four times for 19 yards. His passer rating of 140.4 was the second-best single-game mark of his career in a contest in which he attempted at least 20 passes. Gave the Titans a 14-7 advantage with a career-long 91-yard touchdown bomb to A.J. Brown early in the second quarter. Gave the Titans a 21-14 lead with a 16-yard touchdown pass to Brown on third-and-13 in the second quarter. Kept the Titans' final touchdown drive alive with a pair of third-down conversions: an eight-yard pass to Tajaé Sharpe on third-and-four and an 11-yard strike to Kalif Raymond on third-and-four in the third quarter. Found Jonnu Smith in the back of the end zone for a 17-yard touchdown and a 35-21 lead early in the fourth quarter.
- Against Houston (12/15), started at quarterback and completed 22 of 36 passes for 279 yards with two touchdowns and an interception. Rushed three times for 10 yards with a score. Connected with A.J. Brown for a 60-yard reception down the right sideline in the opening quarter. Extended the Titans' initial touchdown drive with a pair of third-down conversions: a nine-yard strike to Brown on third-and-five and an 11-yard toss to Brown on third-and-three in the third quarter. Cut the Texans' lead to 14-7 with a one-yard touchdown run on fourth-and-goal in the third quarter. Evened the score at 14-14 with a five-yard touchdown strike to Brown early in the fourth quarter. Found Dion Lewis for an 11-yard touchdown toss late in the final stanza.
- Against New Orleans (12/22), started at quarterback and completed 17 of 27 passes for 272 yards with three touchdowns for a 133.6 passer rating. Registered his sixth consecutive game with at least two touchdown passes, which is the best streak of his career. Gave the Titans a 7-0 lead with a 41-yard touchdown strike to Jonnu Smith in the first quarter. Cut the Saints lead to 24-21 with a 36-yard touchdown pass to Tajaé Sharpe on third-and-one in the third quarter. Found Sharpe in the back of the end zone for a seven-yard touchdown on third-and-two midway through the fourth quarter.
- At Houston (12/29), started at quarterback in his 100th career game and completed 13 of 20 passes for 198 yards with two touchdowns for a 130.8 passer rating. Rushed five times for 20 yards. Evened the score at 7-7 with a 51-yard touchdown toss to A.J. Brown on third-and-five in the opening quarter. Extended the Titans' second touchdown drive with three third-down conversions: a 12-yard connection to Corey Davis on third-and-nine, a 13-yard completion to Tajaé Sharpe on third-and-eight and a five-yard strike to Davis on third-and-two. Gave the Titans a 14-7 lead with a one-yard touchdown pass to MyCole Pruitt early in the second quarter. Set up the Titans' fourth touchdown with a 47-yard bomb to Brown down to the Houston one-yard line early in the fourth quarter.
- At New England (1/4), started at quarterback in his postseason debut and completed eight of 15 passes for 72 yards with a touchdown and an interception. Rushed four times for 11 yards. Gave the Titans a 7-3 lead with a 12-yard touchdown strike to Anthony Firkser on third-and-10 in the first quarter. Converted a key third-and-eight with an 11-yard toss to Firkser along the sideline allowing the offense to run more clock late in the fourth quarter.
- At Baltimore (1/11), started at quarterback and connected on seven of 14 passes for 88 yards with two touchdowns for a 109.5 passer rating. Rushed six times for 13 yards with a score. Kept the Titans' opening

touchdown drive alive with a three-yard run on third-and-two in the first quarter. Gave the Titans a 7-0 lead with a 12-yard touchdown connection to Jonnu Smith in the corner of the end zone on third-and-12 in the first quarter. Increased the Titans lead to 14-0 with a 45-yard touchdown bomb to Kalif Raymond early in the second quarter. Extended the Titans' final touchdown drive with a nine-yard connection to A.J. Brown on third-and-six in the third quarter. Found the end zone for a one-yard touchdown run on an option play in the third stanza.

- At Kansas City (1/19), started at quarterback and completed 21 of 31 passes for 209 yards with two touchdowns for a 108.1 passer rating. Rushed three times for 11 yards. Kickstarted the Titans' first scoring drive with a 37-yard connection to A.J. Brown on the second play from scrimmage. Kept the Titans' first touchdown drive alive with a three-yard pass to Adam Humphries on fourth-and-two in the first stanza. Extended the Titans' second touchdown drive with a five-yard toss to Humphries on third-and-two in the second quarter. Increased the Titans lead to 17-7 with a one-yard touchdown toss to Dennis Kelly in the second stanza. Cut the Chiefs' lead to 35-24 with a 22-yard scoring connection to Anthony Firkser in the final quarter.

2018 (10/10 - Miami): Started 10 games and completed 158 of 243 passes for 1,832 yards with 17 touchdowns. Tallied 30 carries for 136 yards. Was inactive for five games. Served as a season-long team captain.

- Against Tennessee (9/9), connected on 20 of 28 passes for 230 yards with two touchdowns. Completed a 75-yard pass to Kenny Stills in the fourth quarter to give Miami a 24-10 lead. It was the second-longest completion of his career.

- Against Oakland (9/23), completed 17 of 23 passes for 289 yards with three touchdowns for a 155.3 passer rating.

- Against New England (12/2), completed 14 of 19 passes for 265 yards with three touchdowns for a 155.2 passer rating. Eclipsed 20,000 career passing yards, becoming the third quarterback in Dolphins history to accomplish the feat. Led his 14th career fourth quarter comeback, connecting on a 69-yard pass that was double-lateraled to Kenyan Drake for a game-winning touchdown on the final play of the game known as "The Miami Miracle."

2017 (0/0 - Miami): Missed the entire season after being placed on injured reserve on Aug. 12.

2016 (13/13 - Miami): Started 13 games and completed 261 of 389 passes for 2,995 yards with 19 touchdowns. Produced 39 carries for 164 yards with a touchdown. Was inactive for three games. His 67.1 completion percentage was the second-highest single-season completion percentage in franchise history.

- Against Buffalo (10/23), made good on 15 of 25 passes for 204 yards with a touchdown. Completed a 66-yard touchdown pass to Kenny Stills with 2:24 left to give Miami a two-score lead.

- At Los Angeles Rams (11/20), completed 24 of 34 passes for 172 yards with two touchdowns. Registered two carries for 19 yards. Hit DeVante Parker for a nine-yard touchdown pass to give Miami the lead with 36 seconds left. Marked the 13th come-from-behind win of his career. In Miami's final two drives, completed 12 of 13 passes for 115 yards and two scores. Became the franchise's all-time leading rusher as a quarterback, surpassing Hall of Fame quarterback Bob Griese (994).

- Against San Francisco (11/27), connected on 20 of 30 passes for 285 yards with three touchdowns for a 130.6 passer rating.

- At Pittsburgh (1/8), was inactive for the Wild Card matchup.

2015 (16/16 - Miami): Started all 16 games and completed 363 of 586 passes for 4,208 yards with 24 touchdowns. Set a then NFL record with 25 consecutive completions on Oct. 18 (at Tennessee) and Oct. 25 (vs. Houston). His 4,208 passing yards was the fifth-highest single-season total in team history and most by a Dolphins quarterback other than Dan Marino. His 24 touchdown passes marked the third straight season he passed for 20 or more touchdowns, joining Marino as the only Dolphins quarterback to accomplish the feat.

- At Jacksonville (9/20), connected on 30 of 44 passes for 359 yards with two touchdowns for a 108.0 passer rating.

- Against Buffalo (9/27), completed 26 of 49 passes for 297 yards and two touchdowns. Set a team record with 160 consecutive passes without an interception, breaking Dan Marino's mark.

- Against Houston (10/25), named AFC Offensive Player of the Week and FedEx Air NFL Player of the Week by completing 18 of 19 passes for 282 yards with four touchdowns for a perfect 158.3 passer rating. His 94.7

completion percentage was a single-game team record. Became the first NFL quarterback since Randall Cunningham in 1998 to complete three 50-yard touchdown passes in the first half of a game.

2014 (16/16 - Miami): Started all 16 games and completed 392 of 590 passes for 4,045 yards with 27 touchdowns for a 92.8 passer rating. Registered 56 carries for 311 yards with a touchdown. His 392 completions were the most in team history and his 590 pass attempts were the fourth-most in team history. Completed 70 percent of passes in five consecutive games (Nov. 2 to Dec. 1), setting a team record. His 27 touchdown passes were the sixth-most in team history and the most by anyone other than Dan Marino.

- Against San Diego (11/2), connected on 24 of 34 passes for 288 yards with three touchdowns for a season-high 125.6 passer rating.
- At N.Y. Jets (12/1), completed 25 of 35 passes for 235 yards. Engineered a game-winning drive that led to a 26-yard field goal with 1:57 left to give Miami the 16-13 victory.
- Against Minnesota (12/21), connected on 35 of 47 passes for 396 yards with four touchdowns for a 118.8 passer rating. His 396 passing yards marked the eighth 300-yard game of his career, moving him into second place in team history in the category.

2013 (16/16 - Miami): Started all 16 games and completed 355 of 588 passes for 3,913 yards with 24 touchdowns for an 81.7 passer rating. Tallied 40 carries for 238 yards with a touchdown.

- At Atlanta (9/22), completed 24 of 35 passes for 236 yards with two touchdowns. Led the team on a 13-play, 75-yard drive that culminated in a one-yard touchdown pass to Dion Sims with 38 seconds left to win the game. Completed nine of 12 passes for 69 yards with a touchdown on the game-winning drive.
- At N.Y. Jets (12/1), connected on 28 of 43 passes for 331 yards with two touchdowns. Marked his second consecutive 300-yard passing game, the first back-to-back 300-yard games of his career.
- Against New England (12/15), completed 25 of 37 passes for 312 yards with three touchdowns for a 120.6 passer rating. It was his second straight three plus touchdown performance as he became the first Dolphins quarterback since Dan Marino in 1994 to accomplish the feat. Led the team on a nine-play, 60-yard drive capped off by a 14-yard touchdown pass to Marcus Thigpen with 1:15 left to win the game.

2012 (16/16 - Miami): Started all 16 games as a rookie and completed 282 of 484 passes for 3,294 yards with 12 touchdowns for a 76.1 passer rating. Carried the ball 49 times for 211 yards and two touchdowns. Set franchise rookie records in completions (282), attempts (484) and passing yards (3,294). His 58.3 completion percentage was second-best among rookies in team history.

- At Houston (9/9), made his NFL debut and his first NFL start and completed 20 of 36 passes for 219 yards. Became the first rookie quarterback in team history to start a season opener.
- Against Oakland (9/16), collected his first win by completing 18 of 30 passes for 200 yards and a touchdown. Scored his first NFL rushing touchdown with a two-yard run in the first quarter. Threw his first NFL touchdown with a 14-yard pass to Anthony Fasano in the fourth quarter.
- At Arizona (9/30), connected on 26 of 41 passes for 431 yards with a touchdown. His 26 completions were the most in team history by a rookie and his 431 passing yards was the third-highest single-game total by a rookie in NFL history, the most by a rookie in Dolphins history and tied for the sixth-most in any game in team history.

COLLEGE:

- Was a four-year letterman (2008-11) and two-year starter as a quarterback and wide receiver at Texas A&M.
- Played in 50 games with 25 starts and completed 484 of 774 passes for 5,450 yards with 42 touchdowns. Hauled in 112 receptions for 1,596 yards with 10 touchdowns. Rushed 115 times for 369 yards with five touchdowns.
- Started 19 games at quarterback and six contests at wide receiver, while playing both quarterback and wide receiver in five games.
- As a senior (2011), started all 13 games and completed 327 of 531 passes for 3,744 yards and 29 touchdowns. Notched 58 carries for 306 yards and four touchdowns.
- In his final collegiate campaign, was named honorable mention All-American, a finalist for the Johnny Unitas Golden Arm Award (nation's top quarterback), a semifinalist for the Davey O'Brien Award (nation's top quarterback) and a finalist for the William V. Campbell Trophy (nation's best

scholar-athlete).

- As a junior (2010), played in all 13 games with six starts at quarterback and connected on 152 of 234 passes for 1,638 yards and 13 touchdowns. As a wide receiver registered 11 receptions for 143 yards with a touchdown. Rushed 51 times for 76 yards and a score. Saw action at wide receiver for the first seven games of the season. Took over starting quarterback duties for the final six games and posted a 5-1 record.
- As a sophomore (2009), played in all 13 games and was named honorable mention All-Big 12. Collected 46 receptions for 609 yards and four touchdowns. Completed four of eight passes for 60 yards. Notched four carries for minus five yards.
- As a redshirt freshman (2008), played in 11 games with six starts at wide receiver. Battled for the starting quarterback spot in camp but moved to receiver at the start of the season. Tallied 55 receptions for 844 yards with five touchdowns. Completed his only pass for eight yards. Notched two carries for minus eight yards. His 55 receptions, 844 receiving yards and five receiving touchdowns were school freshman records. Received honorable mention Freshman All-American honors and was voted school's offensive MVP by his teammates.
- Redshirted in 2007.
- Majored in biology at Texas A&M.

PERSONAL:

- Married to Lauren and the couple has two children.
- Attended Big Spring (Texas) High School and played defensive back, punter, wide receiver and quarterback.
- As a senior (2006), passed for 1,258 yards and rushed for 617 yards. Hauled in three receptions for 62 yards. Posted a 39.2-yard punt return average. Received first-team All-CIF honors.
- As a junior (2005), notched 62 receptions for 1,500 yards and 17 touchdowns.
- Also lettered in basketball, baseball, golf and track and field.
- Follow Tannehill on Twitter at @ryantannehill1.
- Follow Tannehill on Instagram at @rtannehill17.
- Born Ryan Timothy Tannehill on July 27, 1988 in Lubbock, Texas.

RYAN TANNEHILL'S GAME-BY-GAME

2012 Miami Dolphins

| Date | Opp | W/L | P/S | PASSING | | | | | | | | | | | RUSHING | | | | | COMBINED RUSH + PASS | |
|---------------|-------|------------|--------------|------------|------------|-------------|--------------|------------|-----------|-----------|------------|-----------|------------|-------------|-----------|------------|------------|-----------|----------|----------------------|------------|
| | | | | Att | Cmp | Pct | Yds | Yds/Att | TD | Int | Lg | Sk | Lst | Rating | Att | Yds | Avg | Lg | TD | Yards | Touchdowns |
| Sept 9 | @ Hou | L | S | 36 | 20 | 55.6 | 219 | 6.1 | 0 | 3 | 34 | 2 | 20 | 39.0 | 3 | -4 | -1.3 | 0 | 0 | 215 | |
| Sept 16 | Oak | W | S | 30 | 18 | 60.0 | 200 | 6.7 | 1 | 0 | 25 | 1 | 11 | 91.0 | 3 | 14 | 4.7 | 13 | 1 | 214 | 2r, 14 |
| Sept 23 | NYJ | L | S | 36 | 16 | 44.4 | 196 | 5.4 | 0 | 1 | 41 | 0 | 0 | 50.2 | 3 | 3 | 1.0 | 5 | 0 | 199 | |
| Sept 30 | @ Ari | L | S | 41 | 26 | 63.4 | 431 | 10.5 | 1 | 2 | 80t | 4 | 37 | 86.5 | 1 | 0 | 0.0 | 0 | 0 | 431 | 80 |
| Oct 7 | @ Cin | W | S | 26 | 17 | 65.4 | 223 | 8.6 | 0 | 0 | 30 | 2 | 12 | 92.3 | 4 | -4 | -1.0 | -1 | 0 | 219 | |
| Oct 14 | StL | W | S | 29 | 21 | 72.4 | 185 | 6.4 | 2 | 0 | 29t | 3 | 29 | 112.0 | 4 | 16 | 4.0 | 10 | 0 | 201 | 29, 1 |
| Oct 28 | @ NYJ | W | S | 5 | 2 | 40.0 | 18 | 3.6 | 0 | 0 | 12 | 1 | 9 | 50.4 | 0 | 0 | 0.0 | - | 0 | 18 | |
| Nov 4 | @ Ind | L | S | 38 | 22 | 57.9 | 290 | 7.6 | 1 | 0 | 35 | 2 | 9 | 90.9 | 1 | -1 | -1.0 | -1 | 0 | 289 | 31 |
| Nov 11 | Ten | L | S | 39 | 23 | 59.0 | 217 | 5.6 | 0 | 3 | 17 | 1 | 8 | 42.4 | 1 | -1 | -1.0 | -1 | 0 | 216 | |
| Nov 15 | @ Buf | L | S | 28 | 14 | 50.0 | 141 | 5.0 | 1 | 2 | 19 | 3 | 17 | 46.9 | 1 | 7 | 7.0 | 7 | 0 | 148 | 2 |
| Nov 25 | Sea | W | S | 26 | 18 | 69.2 | 253 | 9.7 | 1 | 1 | 39 | 1 | 7 | 97.1 | 4 | 33 | 8.3 | 19 | 0 | 286 | 29 |
| Dec 2 | NE | L | S | 29 | 13 | 44.8 | 186 | 6.4 | 0 | 0 | 28 | 3 | 10 | 66.2 | 5 | 19 | 3.8 | 9 | 1 | 205 | 2r |
| Dec 9 | @ SF | L | S | 33 | 17 | 51.5 | 150 | 4.5 | 1 | 0 | 28 | 2 | 17 | 74.1 | 3 | 25 | 8.3 | 20 | 0 | 175 | 3 |
| Dec 16 | Jax | W | S | 28 | 22 | 78.6 | 220 | 7.9 | 2 | 0 | 37 | 1 | 11 | 123.2 | 8 | 52 | 6.5 | 30 | 0 | 272 | 4, 2 |
| Dec 23 | Buf | W | S | 25 | 13 | 52.0 | 130 | 5.2 | 2 | 0 | 30 | 2 | 11 | 93.8 | 6 | 44 | 7.3 | 31 | 0 | 174 | 17, 12 |
| Dec 30 | @ NE | L | S | 35 | 20 | 57.1 | 235 | 6.7 | 0 | 1 | 22 | 7 | 26 | 65.8 | 2 | 8 | 4.0 | 8 | 0 | 243 | |
| Totals | | 7-9 | 16/16 | 484 | 282 | 58.3 | 3,294 | 6.8 | 12 | 13 | 80t | 35 | 234 | 76.1 | 49 | 211 | 4.3 | 31 | 2 | 3,505 | |

2013 Miami Dolphins

| Date | Opp | W/L | P/S | PASSING | | | | | | | | | | | RUSHING | | | | | COMBINED RUSH + PASS | |
|---------------|-------|------------|--------------|------------|------------|-------------|--------------|------------|-----------|-----------|-----------|-----------|------------|-------------|-----------|------------|------------|-----------|----------|----------------------|------------|
| | | | | Att | Cmp | Pct | Yds | Yds/Att | TD | Int | Lg | Sk | Lst | Rating | Att | Yds | Avg | Lg | TD | Yards | Touchdowns |
| Sept 8 | @ Cle | W | S | 38 | 24 | 63.2 | 272 | 7.2 | 1 | 1 | 34t | 4 | 17 | 82.3 | 5 | 3 | 0.6 | 3 | 0 | 275 | 34 |
| Sept 15 | @ Ind | W | S | 34 | 23 | 67.6 | 319 | 9.4 | 1 | 0 | 67 | 5 | 22 | 107.4 | 4 | 1 | 0.3 | 2 | 0 | 320 | 18 |
| Sept 22 | Atl | W | S | 35 | 24 | 68.6 | 236 | 6.7 | 2 | 1 | 21 | 5 | 41 | 94.5 | 2 | 7 | 3.5 | 8 | 0 | 243 | 18, 1 |
| Sept 30 | @ NO | L | S | 35 | 22 | 62.9 | 249 | 7.1 | 1 | 3 | 50 | 4 | 33 | 57.9 | 4 | 48 | 12.0 | 26 | 0 | 297 | 3 |
| Oct 6 | Bal | L | S | 40 | 21 | 52.5 | 307 | 7.7 | 1 | 0 | 49 | 6 | 35 | 86.1 | 2 | 6 | 3.0 | 6 | 0 | 313 | 9 |
| Oct 20 | Buf | L | S | 37 | 19 | 51.4 | 194 | 5.2 | 3 | 2 | 46 | 2 | 21 | 71.2 | 3 | 5 | 1.7 | 3 | 0 | 199 | 7, 13, 4 |
| Oct 27 | @ NE | L | S | 42 | 22 | 52.4 | 192 | 4.6 | 2 | 2 | 25 | 6 | 47 | 60.8 | 1 | 12 | 12.0 | 12 | 0 | 204 | 4, 5 |
| Oct 31 | Cin | W | S | 28 | 20 | 71.4 | 208 | 7.4 | 0 | 0 | 40 | 3 | 20 | 92.6 | 1 | 1 | 1.0 | 1 | 1 | 209 | 1r |
| Nov 11 | @ TB | L | S | 42 | 27 | 64.3 | 229 | 5.5 | 2 | 1 | 19t | 2 | 18 | 84.3 | 1 | 2 | 2.0 | 2 | 0 | 231 | 6, 19 |
| Nov 17 | SD | W | S | 35 | 22 | 62.9 | 268 | 7.7 | 1 | 1 | 39t | 4 | 29 | 84.0 | 4 | 21 | 5.3 | 10 | 0 | 289 | 39 |
| Nov 24 | Car | L | S | 42 | 28 | 66.7 | 310 | 7.4 | 1 | 1 | 57 | 3 | 30 | 86.4 | 4 | 36 | 9.0 | 19 | 0 | 346 | 53 |
| Dec 1 | @ NYJ | W | S | 43 | 28 | 65.1 | 331 | 7.7 | 2 | 1 | 31t | 1 | 3 | 94.2 | 3 | 22 | 7.3 | 18 | 0 | 353 | 31, 28 |
| Dec 8 | @ Pit | W | S | 33 | 20 | 60.6 | 200 | 6.1 | 3 | 1 | 40 | 2 | 14 | 95.5 | 3 | 56 | 18.7 | 48 | 0 | 256 | 6, 4, 12 |
| Dec 15 | NE | W | S | 37 | 25 | 67.6 | 312 | 8.4 | 3 | 0 | 39t | 4 | 23 | 120.6 | 1 | -1 | -1.0 | -1 | 0 | 311 | 39, 2, 14 |
| Dec 22 | @ Buf | L | S | 27 | 10 | 37.0 | 82 | 3.0 | 0 | 0 | 13 | 7 | 46 | 45.6 | 0 | 0 | 0.0 | - | 0 | 82 | |
| Dec 29 | NYJ | L | S | 40 | 20 | 50.0 | 204 | 5.1 | 1 | 3 | 25 | 0 | 0 | 42.1 | 2 | 19 | 9.5 | 20 | 0 | 223 | 5 |
| Totals | | 8-8 | 16/16 | 588 | 355 | 60.4 | 3,913 | 6.7 | 24 | 17 | 67 | 58 | 399 | 81.7 | 40 | 238 | 6.0 | 48 | 1 | 4,151 | |

2014 Miami Dolphins

| Date | Opp | W/L | P/S | PASSING | | | | | | | | | | | RUSHING | | | | | COMBINED RUSH + PASS | |
|---------------|-------|------------|--------------|------------|------------|-------------|--------------|------------|-----------|-----------|-----------|-----------|------------|-------------|-----------|------------|------------|-----------|----------|----------------------|--------------|
| | | | | Att | Cmp | Pct | Yds | Yds/Att | TD | Int | Lg | Sk | Lst | Rating | Att | Yds | Avg | Lg | TD | Yards | Touchdowns |
| Sept 7 | NE | W | S | 32 | 18 | 56.3 | 178 | 5.6 | 2 | 1 | 24 | 1 | 9 | 79.9 | 3 | -2 | -0.7 | 0 | 0 | 176 | 4, 14 |
| Sept 14 | @ Buf | L | S | 49 | 31 | 63.3 | 241 | 4.9 | 1 | 1 | 18 | 4 | 31 | 73.6 | 4 | 11 | 2.8 | 6 | 0 | 252 | 7 |
| Sept 21 | KC | L | S | 43 | 21 | 48.8 | 205 | 4.8 | 1 | 0 | 30 | 4 | 14 | 70.4 | 1 | 9 | 9.0 | 9 | 0 | 214 | 1 |
| Sept 28 | @ Oak | W | S | 31 | 23 | 74.2 | 278 | 9.0 | 2 | 1 | 35 | 0 | 0 | 109.3 | 5 | 35 | 7.0 | 18 | 0 | 313 | 13, 18 |
| Oct 12 | GB | L | S | 31 | 20 | 64.5 | 244 | 7.9 | 2 | 2 | 25 | 1 | 7 | 83.3 | 3 | 49 | 16.3 | 40 | 0 | 293 | 11, 5 |
| Oct 19 | @ Chi | W | S | 32 | 25 | 78.1 | 277 | 8.7 | 2 | 0 | 26 | 4 | 21 | 123.6 | 6 | 48 | 8.0 | 30 | 0 | 325 | 13, 10 |
| Oct 26 | @ Jax | W | S | 29 | 16 | 55.2 | 196 | 6.8 | 1 | 1 | 50 | 3 | 18 | 73.3 | 5 | 48 | 9.6 | 30 | 0 | 244 | 3 |
| Nov 2 | SD | W | S | 34 | 24 | 70.6 | 288 | 8.5 | 3 | 0 | 38 | 0 | 0 | 125.6 | 4 | 47 | 11.8 | 22 | 0 | 335 | 6, 21, 14 |
| Nov 9 | @ Det | L | S | 38 | 27 | 71.1 | 207 | 5.4 | 1 | 1 | 20 | 3 | 29 | 81.8 | 2 | 0 | 0.0 | 3 | 0 | 207 | 3 |
| Nov 13 | Buf | W | S | 34 | 26 | 76.5 | 240 | 7.1 | 2 | 0 | 32 | 5 | 35 | 114.8 | 4 | 16 | 4.0 | 15 | 0 | 256 | 7, 8 |
| Nov 23 | @ Den | L | S | 36 | 26 | 72.2 | 228 | 6.3 | 3 | 1 | 21 | 1 | 12 | 104.9 | 4 | 15 | 3.8 | 8 | 1 | 243 | 1r, 10, 5, 1 |
| Dec 1 | @ NYJ | W | S | 35 | 25 | 71.4 | 235 | 6.7 | 0 | 1 | 25 | 2 | 18 | 77.7 | 4 | 13 | 3.3 | 10 | 0 | 248 | |
| Dec 7 | Bal | L | S | 33 | 23 | 69.7 | 227 | 6.9 | 1 | 0 | 27 | 6 | 41 | 98.9 | 2 | 6 | 3.0 | 7 | 0 | 233 | 3 |
| Dec 14 | @ NE | L | S | 47 | 29 | 61.7 | 346 | 7.4 | 1 | 2 | 50 | 4 | 38 | 73.5 | 3 | 21 | 7.0 | 15 | 0 | 367 | 32 |
| Dec 21 | Min | W | S | 47 | 35 | 74.5 | 396 | 8.4 | 4 | 1 | 41 | 1 | 13 | 118.8 | 6 | -5 | -0.8 | 5 | 0 | 391 | 14, 16, 7, 3 |
| Dec 28 | NYJ | L | S | 39 | 23 | 59.0 | 259 | 6.6 | 1 | 0 | 33 | 7 | 51 | 87.4 | 0 | 0 | 0.0 | - | 0 | 259 | 23 |
| Totals | | 8-8 | 16/16 | 590 | 392 | 66.4 | 4,045 | 6.9 | 27 | 12 | 50 | 46 | 337 | 92.8 | 56 | 311 | 5.6 | 40 | 1 | 4,356 | |

RYAN TANNEHILL'S GAME-BY-GAME CONT.

| 2015 Miami Dolphins | | PASSING | | | | | | | | | | | | | RUSHING | | | | | COMBINED RUSH + PASS | |
|---------------------|-------|---------|-------|-----|-----|------|-------|---------|----|-----|-----|----|-----|--------|---------|-----|------|----|----|----------------------|----------------|
| Date | Opp | W/L | P/S | Att | Cmp | Pct | Yds | Yds/Att | TD | Int | Lg | Sk | Lst | Rating | Att | Yds | Avg | Lg | TD | Yards | Touchdowns |
| Sept 13 | @ Was | W | S | 34 | 22 | 64.7 | 226 | 6.6 | 1 | 0 | 27 | 3 | 44 | 93.5 | 3 | 7 | 2.3 | 5 | 0 | 233 | 3 |
| Sept 20 | @ Jax | L | S | 44 | 30 | 68.2 | 359 | 8.2 | 2 | 0 | 48 | 2 | 15 | 108.0 | 3 | 17 | 5.7 | 9 | 0 | 376 | 10, 5 |
| Sept 27 | Buf | L | S | 49 | 26 | 53.1 | 297 | 6.1 | 2 | 3 | 46t | 2 | 8 | 59.7 | 1 | -1 | -1.0 | -1 | 0 | 296 | 21, 46 |
| Oct 4 | NYJ | L | S | 44 | 19 | 43.2 | 198 | 4.5 | 2 | 2 | 42 | 3 | 31 | 53.0 | 1 | 4 | 4.0 | 4 | 0 | 202 | 8, 10 |
| Oct 18 | @ Ten | W | S | 29 | 22 | 75.9 | 266 | 9.2 | 2 | 2 | 38 | 2 | 12 | 97.8 | 2 | 14 | 7.0 | 10 | 0 | 280 | 2, 12 |
| Oct 25 | Hou | W | S | 19 | 18 | 94.7 | 282 | 14.8 | 4 | 0 | 54t | 4 | 41 | 158.3 | 1 | 3 | 3.0 | 3 | 0 | 285 | 53, 50, 10, 54 |
| Oct 29 | @ NE | L | S | 44 | 28 | 63.6 | 300 | 6.8 | 0 | 2 | 29 | 5 | 45 | 64.6 | 2 | -1 | -0.5 | 0 | 0 | 299 | |
| Nov 8 | @ Buf | L | S | 35 | 26 | 74.3 | 307 | 8.8 | 0 | 0 | 46 | 2 | 27 | 100.5 | 2 | 3 | 1.5 | 3 | 0 | 310 | |
| Nov 15 | @ Phi | W | S | 36 | 21 | 58.3 | 217 | 6.0 | 2 | 0 | 43 | 4 | 27 | 94.3 | 2 | -2 | -1.0 | -1 | 0 | 215 | 13, 4 |
| Nov 22 | Dal | L | S | 24 | 13 | 54.2 | 188 | 7.8 | 2 | 1 | 47 | 3 | 48 | 90.3 | 3 | 13 | 4.3 | 7 | 0 | 201 | 12, 29 |
| Nov 29 | @ NYJ | L | S | 58 | 33 | 56.9 | 351 | 6.1 | 3 | 1 | 40 | 3 | 30 | 84.8 | 0 | 0 | 0.0 | - | 0 | 351 | 5, 5, 33 |
| Dec 6 | Bal | W | S | 19 | 9 | 47.4 | 86 | 4.5 | 1 | 0 | 38t | 1 | 4 | 78.0 | 1 | 11 | 11.0 | 11 | 0 | 97 | 38 |
| Dec 14 | NYG | L | S | 41 | 25 | 61.0 | 236 | 5.8 | 1 | 0 | 47t | 1 | 1 | 85.0 | 4 | 24 | 6.0 | 12 | 0 | 260 | 47 |
| Dec 20 | @ SD | L | S | 34 | 20 | 58.8 | 216 | 6.4 | 0 | 0 | 35 | 3 | 29 | 77.6 | 3 | 4 | 1.3 | 2 | 1 | 220 | 1r |
| Dec 27 | Ind | L | S | 38 | 26 | 68.4 | 329 | 8.7 | 0 | 1 | 49 | 6 | 50 | 84.2 | 1 | 28 | 28.0 | 28 | 0 | 357 | |
| Jan 3 | NE | W | S | 38 | 25 | 65.8 | 350 | 9.2 | 2 | 0 | 46 | 1 | 8 | 112.8 | 3 | 17 | 5.7 | 19 | 0 | 367 | 15, 2 |
| Totals | | 6-10 | 16/16 | 586 | 363 | 61.9 | 4,208 | 7.2 | 24 | 12 | 54t | 45 | 420 | 88.7 | 32 | 141 | 4.4 | 28 | 1 | 4,349 | |

| 2016 Miami Dolphins | | PASSING | | | | | | | | | | | | | RUSHING | | | | | COMBINED RUSH + PASS | |
|---------------------|-------|---------|-------|-----|-----|------|-------|---------|----|-----|-----|----|-----|--------|---------|-----|------|----|----|----------------------|------------|
| Date | Opp | W/L | P/S | Att | Cmp | Pct | Yds | Yds/Att | TD | Int | Lg | Sk | Lst | Rating | Att | Yds | Avg | Lg | TD | Yards | Touchdowns |
| Sept 11 | Sea | L | S | 29 | 16 | 55.2 | 186 | 6.4 | 0 | 0 | 50 | 5 | 36 | 74.8 | 5 | 17 | 3.4 | 11 | 1 | 203 | 2r |
| Sept 18 | NE | L | S | 45 | 32 | 71.1 | 387 | 8.6 | 2 | 2 | 33 | 0 | 0 | 93.5 | 6 | 35 | 5.8 | 17 | 0 | 422 | 24, 12 |
| Sept 25 | Cle | W | S | 39 | 25 | 64.1 | 319 | 8.2 | 3 | 2 | 42t | 1 | 8 | 93.9 | 1 | 2 | 2.0 | 2 | 0 | 321 | 26, 42, 10 |
| Sept 29 | Cin | L | S | 25 | 15 | 60.0 | 189 | 7.6 | 1 | 1 | 74t | 5 | 29 | 80.3 | 0 | 0 | 0.0 | - | 0 | 189 | 74 |
| Oct 9 | Ten | L | S | 18 | 12 | 66.7 | 191 | 10.6 | 0 | 2 | 58 | 6 | 42 | 62.3 | 0 | 0 | 0.0 | - | 0 | 191 | |
| Oct 16 | Pit | W | S | 32 | 24 | 75.0 | 252 | 7.9 | 0 | 0 | 53 | 0 | 0 | 97.4 | 2 | 3 | 1.5 | 4 | 0 | 255 | |
| Oct 23 | Buf | W | S | 25 | 15 | 60.0 | 204 | 8.2 | 1 | 0 | 66t | 1 | 6 | 99.4 | 6 | 21 | 3.5 | 13 | 0 | 225 | 66 |
| Nov 6 | NYJ | W | S | 28 | 17 | 60.7 | 149 | 5.3 | 1 | 0 | 24 | 1 | 12 | 86.8 | 2 | -3 | -1.5 | -1 | 0 | 146 | 1 |
| Nov 13 | SD | W | S | 24 | 17 | 70.8 | 240 | 10.0 | 2 | 0 | 56 | 1 | 9 | 130.6 | 3 | 16 | 5.3 | 18 | 0 | 256 | 39, 18 |
| Nov 20 | LAR | W | S | 34 | 24 | 70.6 | 172 | 5.1 | 2 | 1 | 15 | 4 | 30 | 89.3 | 2 | 19 | 9.5 | 10 | 0 | 191 | 10, 9 |
| Nov 27 | SF | W | S | 30 | 20 | 66.7 | 285 | 9.5 | 3 | 0 | 46 | 2 | 22 | 130.6 | 6 | 34 | 5.7 | 17 | 0 | 319 | 16, 43, 15 |
| Dec 4 | Bal | L | S | 40 | 29 | 72.5 | 226 | 5.7 | 1 | 3 | 26 | 2 | 11 | 63.1 | 1 | 0 | 0.0 | 0 | 0 | 226 | 8 |
| Dec 11 | Ari | W | S | 20 | 15 | 75.0 | 195 | 9.8 | 3 | 1 | 71 | 1 | 11 | 124.0 | 5 | 20 | 4.0 | 12 | 0 | 215 | 28, 7, 3 |
| Dec 17 | @ NYJ | W | IA | | | | | | | | | | | | | | | | | | |
| Dec 24 | @ Buf | W | IA | | | | | | | | | | | | | | | | | | |
| Jan 1 | NE | L | IA | | | | | | | | | | | | | | | | | | |
| Totals | | 10-6 | 13/13 | 389 | 261 | 67.1 | 2,995 | 7.7 | 19 | 12 | 74t | 29 | 216 | 93.5 | 39 | 164 | 4.2 | 18 | 1 | 3,159 | |
| Playoffs | | | | | | | | | | | | | | | | | | | | | |
| Jan 8 | @ Pit | L | IA | | | | | | | | | | | | | | | | | | |
| Totals | | 0-1 | 0/0 | 0 | 0 | 0.0 | 0 | 0.0 | 0 | 0 | 0 | 0 | 0 | 0.0 | 0 | 0 | 0.0 | 0 | 0 | 0 | |

| 2017 Miami Dolphins | | PASSING | | | | | | | | | | | | | RUSHING | | | | | COMBINED RUSH + PASS | |
|---------------------|-----|---------|-----|-----|-----|-----|-----|---------|----|-----|----|----|-----|--------|---------|-----|-----|----|----|----------------------|------------|
| Date | Opp | W/L | P/S | Att | Cmp | Pct | Yds | Yds/Att | TD | Int | Lg | Sk | Lst | Rating | Att | Yds | Avg | Lg | TD | Yards | Touchdowns |
| Injured Reserve | | | | | | | | | | | | | | | | | | | | | |
| Totals | | 0-0 | 0/0 | 0 | 0 | 0.0 | 0 | 0.0 | 0 | 0 | 0 | 0 | 0 | 0.0 | 0 | 0 | 0.0 | 0 | 0 | 0 | |

| 2018 Miami Dolphins | | PASSING | | | | | | | | | | | | | RUSHING | | | | | COMBINED RUSH + PASS | |
|---------------------|-------|---------|-------|-----|-----|------|-------|---------|----|-----|-----|----|-----|--------|---------|-----|------|----|----|----------------------|------------|
| Date | Opp | W/L | P/S | Att | Cmp | Pct | Yds | Yds/Att | TD | Int | Lg | Sk | Lst | Rating | Att | Yds | Avg | Lg | TD | Yards | Touchdowns |
| Sept 9 | Ten | W | S | 28 | 20 | 71.4 | 230 | 8.2 | 2 | 2 | 75t | 1 | 8 | 89.9 | 4 | 4 | 1.0 | 4 | 0 | 234 | 10, 75 |
| Sept 16 | NYJ | W | S | 23 | 17 | 73.9 | 168 | 7.3 | 2 | 0 | 29t | 4 | 46 | 123.1 | 8 | 44 | 5.5 | 20 | 0 | 212 | 29, 19 |
| Sept 23 | Oak | W | S | 23 | 17 | 73.9 | 289 | 12.6 | 3 | 0 | 74t | 1 | 9 | 155.3 | 3 | 26 | 8.7 | 18 | 0 | 315 | 34, 18, 74 |
| Sept 30 | NE | L | S | 20 | 11 | 55.0 | 100 | 5.0 | 0 | 1 | 22 | 2 | 19 | 47.9 | 1 | 0 | 0.0 | 0 | 0 | 100 | |
| Oct 7 | Cin | L | S | 35 | 20 | 57.1 | 185 | 5.3 | 1 | 2 | 22t | 3 | 16 | 57.4 | 3 | 17 | 5.7 | 9 | 0 | 202 | 22 |
| Oct 14 | Chi | W | IA | | | | | | | | | | | | | | | | | | |
| Oct 21 | Det | L | IA | | | | | | | | | | | | | | | | | | |
| Oct 25 | @ Hou | L | IA | | | | | | | | | | | | | | | | | | |
| Nov 4 | NYJ | W | IA | | | | | | | | | | | | | | | | | | |
| Nov 11 | @ GB | L | IA | | | | | | | | | | | | | | | | | | |
| Nov 25 | Ind | L | S | 25 | 17 | 68.0 | 204 | 8.2 | 2 | 0 | 74 | 1 | 3 | 119.4 | 3 | 14 | 4.7 | 9 | 0 | 218 | 33, 74 |
| Dec 2 | Buf | W | S | 24 | 16 | 66.7 | 137 | 5.7 | 3 | 1 | 18 | 3 | 22 | 103.6 | 3 | -5 | -1.7 | -1 | 0 | 132 | 18, 3, 13 |
| Dec 9 | NE | W | S | 19 | 14 | 73.7 | 265 | 13.9 | 3 | 0 | 69 | 4 | 36 | 155.2 | 1 | 13 | 13.0 | 13 | 0 | 278 | 7, 23, 69 |
| Dec 16 | Min | L | S | 24 | 11 | 45.8 | 108 | 4.5 | 0 | 0 | 18 | 9 | 71 | 59.0 | 1 | 1 | 1.0 | 1 | 0 | 109 | |
| Dec 23 | Jax | L | S | 22 | 15 | 68.2 | 146 | 6.6 | 1 | 1 | 31 | 3 | 25 | 82.8 | 3 | 22 | 7.3 | 12 | 0 | 168 | 4 |
| Dec 30 | Buf | L | S | 31 | 18 | 58.1 | 147 | 4.7 | 0 | 2 | 19 | 4 | 24 | 43.3 | 2 | 9 | 4.5 | 12 | 0 | 156 | |
| Totals | | 7-9 | 11/11 | 274 | 176 | 64.2 | 1,979 | 7.2 | 17 | 9 | 75t | 35 | 279 | 92.7 | 32 | 145 | 4.5 | 20 | 0 | 2,124 | |

RYAN TANNEHILL'S GAME-BY-GAME CONT.

| 2019 Tennessee Titans | | | | PASSING | | | | | | | | | | | RUSHING | | | | | COMBINED RUSH + PASS | |
|-----------------------|-------|-----|-------|---------|-----|------|-------|---------|----|-----|-----|----|-----|--------|---------|-----|------|-----|----|----------------------|----------------|
| Date | Opp | W/L | P/S | Att | Cmp | Pct | Yds | Yds/Att | TD | Int | Lg | Sk | Lst | Rating | Att | Yds | Avg | Lg | TD | Yards | Touchdowns |
| Sept 8 | @ Cle | W | p | 0 | 0 | - | 0 | - | 0 | 0 | 0 | 0 | 0 | - | 2 | -2 | -1.0 | -1 | 0 | -2 | |
| Sept 15 | Ind | L | DNP | | | | | | | | | | | | | | | | | | |
| Sept 19 | @ Jax | L | DNP | | | | | | | | | | | | | | | | | | |
| Sept 29 | @ Atl | W | DNP | | | | | | | | | | | | | | | | | | |
| Oct 6 | Buf | L | DNP | | | | | | | | | | | | | | | | | | |
| Oct 13 | @ Den | L | p | 16 | 13 | 81.3 | 144 | 9.0 | 0 | 1 | 25 | 4 | 35 | 78.1 | 1 | 6 | 6.0 | 6 | 0 | 150 | |
| Oct 20 | LAC | W | S | 29 | 23 | 79.3 | 312 | 10.8 | 2 | 1 | 38 | 2 | 17 | 120.1 | 5 | 7 | 1.4 | 6 | 0 | 319 | 8, 5 |
| Oct 27 | TB | W | S | 33 | 21 | 63.6 | 193 | 5.8 | 3 | 0 | 26 | 3 | 19 | 109.8 | 4 | -3 | -0.8 | 1 | 0 | 190 | 5, 6, 8 |
| Nov 3 | @ Car | L | S | 39 | 27 | 69.2 | 331 | 8.5 | 1 | 2 | 35 | 4 | 21 | 82.3 | 4 | 38 | 9.5 | 25 | 1 | 369 | 23, 10r |
| Nov 10 | KC | W | S | 19 | 13 | 68.4 | 181 | 9.5 | 2 | 0 | 52 | 4 | 35 | 133.9 | 3 | 37 | 12.3 | 18 | 0 | 218 | 9, 23 |
| Nov 24 | Jax | W | S | 18 | 14 | 77.8 | 259 | 14.4 | 2 | 0 | 65t | 1 | 7 | 155.8 | 7 | 40 | 5.7 | 21t | 2 | 299 | 21r, 1, 65, 3r |
| Dec 1 | @ Ind | W | S | 22 | 17 | 77.3 | 182 | 8.3 | 2 | 0 | 40t | 6 | 44 | 131.3 | 4 | 5 | 1.3 | 8 | 0 | 187 | 13, 40 |
| Dec 8 | @ Oak | W | S | 27 | 21 | 77.8 | 391 | 14.5 | 3 | 1 | 91t | 0 | 0 | 140.4 | 4 | 19 | 4.8 | 10 | 0 | 410 | 91, 16, 17 |
| Dec 15 | Hou | L | S | 36 | 22 | 61.1 | 279 | 7.8 | 2 | 1 | 60 | 2 | 10 | 92.2 | 3 | 10 | 3.3 | 10 | 1 | 289 | 1r, 5 |
| Dec 22 | NO | L | S | 27 | 17 | 63.0 | 272 | 10.1 | 3 | 0 | 41t | 5 | 24 | 133.6 | 1 | 8 | 8.0 | 8 | 0 | 280 | 41, 36, 7 |
| Dec 29 | @ Hou | W | S | 20 | 13 | 65.0 | 198 | 9.9 | 2 | 0 | 51t | 0 | 0 | 130.8 | 5 | 20 | 4.0 | 19 | 0 | 218 | 51, 1 |
| Totals | | 9-7 | 12/10 | 286 | 201 | 70.3 | 2,742 | 9.6 | 22 | 6 | 91t | 31 | 212 | 117.5 | 43 | 185 | 4.3 | 25 | 4 | 2,927 | |
| Playoffs | | | | | | | | | | | | | | | | | | | | | |
| Jan 4 | @ NE | W | S | 15 | 8 | 53.3 | 72 | 4.8 | 1 | 1 | 22 | 1 | 5 | 61.0 | 4 | 11 | 2.8 | 5 | 0 | 83 | 12 |
| Jan 11 | @ Bal | W | S | 14 | 7 | 50.0 | 88 | 6.3 | 2 | 0 | 45t | 1 | 8 | 109.5 | 6 | 13 | 2.2 | 9 | 1 | 101 | 12, 45, 1r |
| Jan 19 | @ KC | L | S | 31 | 21 | 67.7 | 209 | 6.7 | 2 | 0 | 37 | 3 | 27 | 108.1 | 3 | 11 | 3.7 | 6 | 0 | 220 | 1, 22 |
| Totals | | 2-1 | 3/3 | 60 | 36 | 60.0 | 369 | 6.2 | 5 | 1 | 45t | 5 | 40 | 98.5 | 13 | 35 | 2.7 | 9 | 1 | 404 | |

RYAN TANNEHILL'S NFL STATISTICS

| REGULAR SEASON | | | | PASSING | | | | | | | | | | RUSHING | | | | | |
|-------------------|------|---------------|--------------|--------------|-------------|---------------|------------|------------|-----------|------------|------------|--------------|-------------|------------|--------------|------------|-----------|-----------|--|
| Year | Team | GP/GS | Att | Cmp | Pct | Yds | Yd/Att | TD | INT | Lg | Sk | Yds | Rat | Att | Yds | Avg | Lg | TD | |
| 2012 | MIA | 16/16 | 484 | 282 | 58.3 | 3,294 | 6.8 | 12 | 13 | 80t | 35 | 234 | 76.1 | 49 | 211 | 4.3 | 31 | 2 | |
| 2013 | MIA | 16/16 | 588 | 355 | 60.4 | 3,913 | 6.7 | 24 | 17 | 67 | 58 | 399 | 81.7 | 40 | 238 | 6.0 | 48 | 1 | |
| 2014 | MIA | 16/16 | 590 | 392 | 66.4 | 4,045 | 6.9 | 27 | 12 | 50 | 46 | 337 | 92.8 | 56 | 311 | 5.6 | 40 | 1 | |
| 2015 | MIA | 16/16 | 586 | 363 | 61.9 | 4,208 | 7.2 | 24 | 12 | 54t | 45 | 420 | 88.7 | 32 | 141 | 4.4 | 28 | 1 | |
| 2016 | MIA | 13/13 | 389 | 261 | 67.1 | 2,995 | 7.7 | 19 | 12 | 74t | 29 | 216 | 93.5 | 39 | 164 | 4.2 | 18 | 1 | |
| 2017 | MIA | 0/0 | | | | | | | | | | | | | | | | | |
| 2018 | MIA | 11/11 | 274 | 176 | 64.2 | 1,979 | 7.2 | 17 | 9 | 75t | 35 | 279 | 92.7 | 32 | 145 | 4.5 | 20 | 0 | |
| 2019 | TEN | 12/10 | 286 | 201 | 70.3 | 2,742 | 9.6 | 22 | 6 | 91t | 31 | 212 | 117.5 | 43 | 185 | 4.3 | 25 | 4 | |
| NFL Totals | | 100/98 | 3,197 | 2,030 | 63.5 | 23,176 | 7.2 | 145 | 81 | 91t | 279 | 2,097 | 89.8 | 291 | 1,395 | 4.8 | 48 | 10 | |

Regular Season Career record as starter: 49-49 (.500); Playoffs: 2-1 (.667)

| PLAYOFFS | | | | PASSING | | | | | | | | | | RUSHING | | | | | |
|-------------------|------|------------|-----------|-----------|-------------|------------|------------|----------|----------|------------|----------|-----------|-------------|-----------|-----------|------------|----------|----------|--|
| Year | Team | GP/GS | Att | Cmp | Pct | Yds | Yd/Att | TD | INT | Lg | Sk | Yds | Rat | Att | Yds | Avg | Lg | TD | |
| 2019 | TEN | 3/3 | 60 | 36 | 60.0 | 369 | 6.2 | 5 | 1 | 45t | 5 | 40 | 98.5 | 13 | 35 | 2.7 | 9 | 1 | |
| NFL Totals | | 3/3 | 60 | 36 | 60.0 | 369 | 6.2 | 5 | 1 | 45t | 5 | 40 | 98.5 | 13 | 35 | 2.7 | 9 | 1 | |

Single-Game Highs

Attempts - 58 at N.Y. Jets (11/29/15)
 Completions - 35 vs. Minnesota (12/21/14)
 Passing Yards - 431 at Arizona (9/30/12)
 Touchdown Passes - 4 (Twice, last vs. Houston 10/25/15)
 Long Completion - **91t at Oakland (12/8/19)**
 Completion Percentage - **79.3 vs. L.A. Chargers (10/20/19)**
 Passer Rating - 155.3 - vs. Oakland (9/23/18)
 Rushes - 8 (Twice, last at N.Y. Jets 9/16/18)
 Rushing Yards - 56 at Pittsburgh (12/8/13)
 Long Rush - 48 at Pittsburgh (12/8/13)
 Rushing Touchdowns - **2 vs. Jacksonville (11/24/19)**

Additional Statistics

Receptions - 1 for -4 yards (2014), 1 for 9 yards (2015)
 Tackles - 1 (2012), 2 (2013), 3 (2014), 4 (2015), 1 (2018), 2 (2019)
 Fumble Recoveries - 1 (2012), 3 (2013), 4 (2014), 5 (2015), 3 (2016), **1 (2019)**
 Two-Point Conversions - **1 rush (2019)**

Playoff Single-Game Highs

Attempts - **31 at Kansas City (1/19/20)**
 Completions - **21 at Kansas City (1/19/20)**
 Passing Yards - **209 at Kansas City (1/19/20)**
 Touchdown Passes - **2 (Twice, last at Kansas City 1/19/20)**
 Long Completion - **45t at Baltimore (1/11/20)**
 Rushes - **6 at Baltimore (1/11/20)**
 Rushing Yards - **13 at Baltimore (1/11/20)**
 Long Rush - **9 at Baltimore (1/11/20)**
 Rushing Touchdowns - **1 at Baltimore (1/11/20)**

Additional Playoff Statistics

Fumble Recoveries - **1 (2019)**



24 KENNY VACCARO

SAFETY • 6'0" • 214 LBS • COLLEGE: TEXAS

ACQUIRED: FREE AGENT - 2018 • NFL EXPERIENCE (NFL/TITANS): 7/2

HOMETOWN: BROWNWOOD, TEXAS

GAMES PLAYED/GAMES STARTED: 97/96 (PLAYOFFS: 3/3)



PRO: The Titans signed free agent Kenny Vaccaro during the 2018 training camp after then-starter Johnathan Cyprien suffered a season-ending injury during practice, and re-signed him to a multi-year contract during the 2019 offseason. The former 2013 first-round pick arrived in Nashville after five years as a starter with the New Orleans Saints. In 68 career games with 67 starts in New Orleans, the University of Texas product totaled 482 tackles, eight interceptions, 7.5 sacks, five forced fumbles and three fumble recoveries.

CAREER HIGHLIGHTS:

- In 2018, Vaccaro totaled 70 tackles which ranked sixth on the squad. In Week 1 at Miami, he posted an interception in his first game as a Titan.
- In 2017, he registered 60 tackles and a career-best three interceptions.
- In 2015, Vaccaro started all 16 games for first time and set career-highs with 136 tackles, three sacks, two forced fumbles and his first career fumble recovery.
- In 2014, he posted 113 tackles, a sack, two interceptions and five passes defended.
- In 2013, Vaccaro was named to the PFWA All-Rookie team after collecting 93 tackles, a sack, an interception, six passes defended and a forced fumble.

TITANS TIDBITS:

- Vaccaro traveled to Kenya during the 2016 offseason with former Texas and Saints teammate Alex Okafor and is involved in community and fundraising efforts to construct a school in the region.
- Vaccaro's uncle, A.J. Johnson, played for the Washington Redskins (1989-94), helping them to Super Bowl XXVI win before spending a season with the San Diego Chargers (1995).
- Vaccaro founded the Kenny Vaccaro Foundation to provide economically-challenged students with literacy and education resources so that they can achieve academic excellence, develop confident personal skills, and make positive decisions to avoid high risk behavior.

CAREER TRANSACTIONS:

- The Brownwood, Texas, native was originally selected by the New Orleans Saints in the first round (15th overall) of the 2013 NFL Draft.
- Signed by the Titans as a free agent on Aug. 4, 2018.

SEASON RECAPS:

2019 (16/16, 3/3 - Tennessee): Started all 16 games at safety and ranked fourth on the team with 104 tackles. Also posted an interception, a sack, a quarterback pressure, a stop for loss, five passes defended and seven special teams stops. Started all three postseason contests and registered 19 tackles, an interception, a stop for loss and two passes defended. Led the team in tackles three times in 2019 (at CLE, vs. HOU, at HOU). Led the team in passes defended once in 2019 (vs. HOU). Tied for the team lead in sacks once in 2019 (vs. JAX). Led or tied for the team lead in special teams tackles four times in 2019 (at CLE, vs. LAC, vs. KC, at OAK).

- At Cleveland (9/8), started at safety and collected a team-best 13 tackles. Led the team with two special teams tackles on coverage units. Stonewalled Nick Chubb for a one-yard loss on a short pass in the third quarter.
- Against Indianapolis (9/15), started at safety and tallied seven tackles.
- At Jacksonville (9/19), started at safety and posted five tackles.
- At Atlanta (9/29), started at safety and registered six tackles, including a stop for loss. Teamed with Jurrell Casey to stuff Devonta Freeman for a one-yard loss on a fourth-and-one rush in the second quarter.
- Against Buffalo (10/6), started at safety and notched four tackles.

- At Denver (10/13), started at safety and recorded eight tackles and a quarterback pressure.

- Against L.A. Chargers (10/20), started at safety and posted four tackles. Tied for the team lead with a special teams tackle on coverage units.

- Against Tampa Bay (10/27), started at safety and tallied seven tackles and a pass defended. Ended a Tampa Bay drive by breaking up a third-and-seven pass intended for Cameron Brate in the first quarter. Halted a Buccaneers' drive by teaming with Jurrell Casey to stonewall Peyton Barber for a one-yard loss on a fourth-and-one rush up the middle late in the fourth quarter.

- At Carolina (11/3), started at safety and produced three tackles and a pass defended. Tipped a Kyle Allen pass that was then intercepted by Harold Landry on third-and-nine in the opening stanza.

- Against Kansas City (11/10), started at safety and registered nine tackles and a pass defended. Broke up a deep pass intended for Tyreek Hill on the first play from scrimmage. Collected a special teams tackle on coverage units.

- Against Jacksonville (11/24), started at safety and notched six tackles, including a sack. Collected a special teams tackle on coverage units. Dropped Nick Foles for a six-yard sack in the fourth quarter.

- At Indianapolis (12/1), started at safety and posted five tackles. Combined with Rashaan Evans to stuff Jordan Wilkins for no gain on a rush off right guard in the second quarter.

- At Oakland (12/8), started at safety and amassed two tackles before leaving the game with an injury late in the second quarter. Tied for the team lead with a special teams tackle on coverage units.

- Against Houston (12/15), started at safety and led the team with 13 tackles and two passes defended, including an interception. Halted a potential Texans' scoring drive by intercepting a pass intended for Duke Johnson at the goal line in the first quarter. Broke up a pass intended for Darren Fells in the first quarter.

- Against New Orleans (12/22), started at safety and produced three tackles. Registered a special teams tackle on coverage units.

- At Houston (12/29), started at safety and led the team with nine tackles. Teamed with Harold Landry to stuff Taiwan Jones for no gain on a rush off right end in the third quarter.

- At New England (1/4), started at safety in his first career playoff contest and posted seven tackles, including a stop for loss and a pass defended. Shot through the line and stonewalled Sony Michel for a one-yard loss on a rush up the middle late in the first quarter. Combined with Logan Ryan to stop Sony Michel for a two-yard loss on a rush off left end in the second quarter. Made a leaping deflection of a deep pass intended Mohamed Sanu Sr. in the second quarter.

- At Baltimore (1/11), started at safety and recorded seven tackles and an interception. Ended a potential Ravens' scoring drive by intercepting a Lamar Jackson pass intended for Miles Boykin on third-and-five late in the third quarter.

- At Kansas City (1/19), started at safety and registered five tackles.

2018 (13/13 - Tennessee): Started 13 games at safety in his first season with the Titans and collected 70 tackles, two sacks, an interception, three quarterback pressures, four tackles for loss and five passes defended. Was inactive for three games. Tied for the team lead in sacks twice in 2018 (at JAX, at HOU). Tied for the team lead in passes defended three times in 2018 (at MIA, vs. NYJ, vs. JAX). Tied for the team lead in quarterback pressures once in 2018 (vs. NYJ).

- At Miami (9/9), started at safety in his Titans debut and collected five tackles and an interception. Intercepted a Ryan Tannehill pass intended for Jakeem Grant on third-and-15 in the fourth quarter.

- Against Houston (9/16), started at safety and finished second on the squad with nine tackles.
- At Jacksonville (9/23), started at safety and posted six tackles, including a sack. Dropped Blake Bortles for a two-yard sack early in the final quarter.
- At Dallas (11/5), returned to the lineup as a starter at safety and posted eight tackles, including a stop for loss. Combined with Kamalei Correa to stop Ezekiel Elliott for a two-yard loss on a rush off left end in the first quarter.
- Against New England (11/11), started at safety and notched six tackles, including a stop for loss. Stonewalled James White for a three-yard loss on a short pass on the Patriots first play from scrimmage.
- At Indianapolis (11/18), started at safety and collected seven tackles, including a stop for loss. Stuffed Chester Rogers for a two-yard loss on a short pass in the fourth quarter.
- At Houston (11/26), started at safety and recorded eight tackles, including a sack. Dropped Deshaun Watson for a sack in the first quarter.
- Against Jacksonville (12/6), started at safety and amassed five tackles, including a stop for loss and two passes defended. Teamed with Jurrell Casey to stuff Leonard Fournette for no gain on a rush off right guard in the first stanza. Broke up a pass intended for Donte Moncrief in the third quarter.
- At N.Y. Giants (12/16), started at safety and collected a tackle before leaving the game early in the first quarter with an injury.
- Against Indianapolis (12/30), started at safety and registered nine tackles and a pass defended. Ended a Colts' drive by breaking up a third-and-two pass intended for T.Y. Hilton in the third quarter. Stonewalled Marlon Mack for no gain on a rush up the middle in the final stanza.

2017 (12/12 - New Orleans): Started 12 games at safety and notched 60 tackles (48 solo), three interceptions for 41 yards, two sacks, seven passes defended and a fumble recovery. Was inactive for two games. Placed on injured reserve on Dec. 22.

- At Carolina (9/24), started at strong safety and had six tackles, a 30-yard interception return and two passes defended, including one tipped ball that was picked up by Marcus Williams for an interception.
- Against Detroit (10/15), started at strong safety and had four tackles, an interception, a career-high three passes defended and a fumble recovery in the end zone for his first career defensive touchdown.
- At Green Bay (10/22), started at strong safety and had four tackles (two solo), one fourth quarter interception to seal the victory and one pass defended for a defense that surrendered only 79 net yards passing.
- Against Chicago (10/29), started at strong safety and had a team-high nine tackles, a split sack and one pass defended on a fourth down play in the fourth quarter.
- Against Carolina (12/3), started at strong safety and had three solo tackles and one sack for a three-yard loss.

2016 (11/11 - New Orleans): Started 11 games and posted 80 tackles (56 solo), one sack, two interceptions, six passes defended, two forced fumbles, a fumble recovery and a special teams stop.

- Against Oakland (9/11), recorded seven tackles (six solo), including a stop for loss, a career-high two passes defended and one special teams stop.
- At N.Y. Giants (9/18), recorded 10 tackles (seven solo) and a forced fumble.
- At San Francisco (11/6), had team-high 11 tackles (eight solo), a forced fumble and a fumble recovery.
- Against Denver (11/13), had nine tackles (seven solo), one sack, one interception and two passes defended to tie a career-high.
- Against Los Angeles (11/27), recorded six tackles (four solo), one interception and one pass defended.

2015 (16/16 - New Orleans): Started all 16 games for first time and posted 136 tackles (87 solo), three sacks, five passes defended, two forced fumbles and his first career fumble recovery. Set career-highs in tackles, solo stops, sacks, forced fumbles and recoveries. One of five players on defense to start each game.

- At Indianapolis (10/25), posted seven tackles (six solo), his first sack of the season and a pass defended.
- At Houston (11/29), posted a career-high-tying, game-high and team-high 16 tackles, including a career-high 12 solo stops, one forced fumble and one pass defended.

- Against Carolina (12/6), recorded a team-high 15 tackles (seven solo) and made the first fumble recovery of his career.
- Against Jacksonville (12/27), started and had seven tackles (four solo), a career-high two sacks and picked off a two-point conversion attempt by Blake Bortles.

2014 (15/14 - New Orleans): Played in 15 games with 14 starts and ranked second on the team with 113 tackles (63 solo), one sack, two interceptions, five passes defended and two special teams stops. Was inactive for the season finale at Tampa Bay.

- At Cleveland (9/14), recorded team-high 11 tackles (seven solo).
- At Dallas (9/28), recorded six tackles (five solo) and a sack.
- At Detroit (10/19), registered 10 tackles, a 45-yard interception return and a pass defended.
- Against Green Bay (10/26), posted a career-high and team-best 16 tackles.
- At Pittsburgh (11/30), made six tackles (four solo), a second quarter interception of Ben Roethlisberger and one pass defended.

2013 (14/14 - New Orleans): Started all 14 games he appeared in, finishing with 93 tackles (60 solo), a sack, an interception, six passes defended, a forced fumble and three special teams stops. Suffered a season-ending ankle injury in week 16 that placed him on injured reserve on Dec. 25. Missed the Week 11 contest against San Francisco with an injury.

- Against Atlanta (9/8), started and appeared in his first NFL contest at nickel cornerback and posted seven tackles (five solo) and a pass defended that led to a game-clinching interception by Roman Harper in the season opener.
- Against Arizona (9/22), started at safety and recorded six stops (five solo) and an interception returned for 29 yards while also contributing a special teams tackle.
- At Chicago (10/6), totaled six solo tackles, a pass defended and first-career sack for a loss of eight yards.
- At Atlanta (11/21), earned a then career-high 10 stops (five solo) while adding a pass defended.
- At Seattle (12/2), started and racked up seven tackles (five solo) and a forced fumble while also posting a special teams stop.

COLLEGE:

- Appeared in 51 games with 32 starts at Texas and totaled 264 tackles (162 solo), two sacks, 16 tackles for loss, five interceptions for 19 yards in returns, 21 passes defended, four forced fumbles, a fumble recovery, two blocked punts and 14 special teams tackles (10 solo).
- Earned first-team All-American honors as a senior and All-Big 12 first-team recognition from league coaches in his final two years. Played four different positions including both safety spots.
- As a senior (2012), started all 13 games at free safety as a team captain and totaled a team-leading and career-high 107 tackles (60 solo), including four stops for a loss, two interceptions for 19 yards in returns, five passes defended, two forced fumbles and one fumble recovery.
- As a junior (2011), started all 13 contests at strong safety and totaled 82 tackles (47 solo), two sacks for minus 16 yards, eight stops for a loss, eight passes defended and two interceptions. Helped Longhorns lead Big 12 and rank sixth in nation in rushing defense (92.2 ypg.) and 11th in total defense (306.1 ypg.).
- As a sophomore (2010), appeared in all 12 games on defense and special teams and finished fifth on the team with 56 tackles (42 solo), also adding four stops for minus 22 yards, eight passes defended, one interception and a forced fumble, also contributing five tackles (four solo) and a blocked punt on special teams. Helped Longhorns rank sixth in nation in total defense (300.2 ypg.) and pass defense (161.6 ypg.).
- As a freshman (2009), appeared in all 13 games on defense and special teams and recorded 19 tackles (13 solo), one forced fumble, nine special teams stops and one blocked punt.
- Majored in physical culture and sports studies at Texas.

PERSONAL:

- Attended Brownwood (Texas) High School before transferring to Early (Texas) High School for his senior campaign.
- Played six different positions while totaling 235 tackles and five interceptions in three years, also seeing action on offense at wide receiver and running back.

S GAME-BY-GAME

| | | | | | | | | | | | | | | | | | | |
|--------|-----|---|---|---|---|---|----|----|----|----|---|---|---|---|---|---|---|----|
| Nov 27 | IAB | W | S | 6 | 4 | 2 | 00 | 00 | NA | NA | 1 | 0 | 0 | 1 | 0 | 0 | 0 | NA |
|--------|-----|---|---|---|---|---|----|----|----|----|---|---|---|---|---|---|---|----|

| | | | | | | | | | | | | | | | | | | |
|--------|-------|-----|-------|----|----|----|-----|-----|----|----|---|----|---|---|---|---|---|----|
| Dec 4 | Det | L | S | 6 | 5 | 1 | 0.0 | 0.0 | NA | NA | 0 | 0 | 0 | 0 | 0 | 0 | 0 | NA |
| Dec 11 | @ TB | L | SUS | | | | | | | | | | | | | | | |
| Dec 18 | @ Ari | W | SUS | | | | | | | | | | | | | | | |
| Dec 24 | TB | W | SUS | | | | | | | | | | | | | | | |
| Jan 1 | @ Atl | L | SUS | | | | | | | | | | | | | | | |
| Totals | | 7-9 | 11/11 | 80 | 56 | 24 | 1.0 | 1.0 | NA | NA | 2 | 30 | 0 | 6 | 2 | 1 | 0 | 1 |

2017 New Orleans Saints

| Date | Opp | W/L | P/S | Tot | Solo | Asst | Sk | - Yds | QBP | TFL | Int - | Yds | TD | PP | FR - | Yds | SpT |
|---|-------|------|-------|-----|------|------|-----|-------|-----|-----|-------|-----|----|----|------|-----|-----|
| Sept 11 | @ Min | L | S | 6 | 5 | 1 | 0.0 | 0.0 | NA | NA | 0 | 0 | 0 | 0 | 0 | 0 | NA |
| Sept 17 | NE | L | S | 5 | 5 | 0 | 0.0 | 0.0 | NA | NA | 0 | 0 | 0 | 0 | 0 | 0 | NA |
| Sept 24 | @ Car | W | S | 6 | 4 | 2 | 0.0 | 0.0 | NA | NA | 1 | 30 | 0 | 2 | 0 | 0 | NA |
| Oct 1 | @ Mia | W | S | 4 | 4 | 0 | 0.0 | 0.0 | NA | NA | 0 | 0 | 0 | 0 | 0 | 0 | NA |
| Oct 15 | Det | W | S | 4 | 3 | 1 | 0.0 | 0.0 | NA | NA | 1 | 11 | 0 | 3 | 0 | 1 | NA |
| Oct 22 | @ GB | W | S | 4 | 2 | 2 | 0.0 | 0.0 | NA | NA | 1 | 0 | 0 | 1 | 0 | 0 | NA |
| Oct 29 | Chi | W | S | 9 | 6 | 3 | 0.5 | 4.5 | NA | NA | 0 | 0 | 0 | 1 | 0 | 0 | NA |
| Nov 5 | TB | W | S | 1 | 1 | 0 | 0.0 | 0.0 | NA | NA | 0 | 0 | 0 | 0 | 0 | 0 | NA |
| Nov 12 | @ Buf | W | IA | | | | | | | | | | | | | | |
| Nov 19 | Was | W | IA | | | | | | | | | | | | | | |
| Nov 26 | @ LAR | L | S | 5 | 4 | 1 | 0.0 | 0.0 | NA | NA | 0 | 0 | 0 | 0 | 0 | 0 | NA |
| Dec 3 | Car | W | S | 3 | 3 | 0 | 1.0 | 3.0 | NA | NA | 0 | 0 | 0 | 0 | 0 | 0 | NA |
| Dec 7 | @ Atl | L | S | 3 | 3 | 0 | 0.0 | 0.0 | NA | NA | 0 | 0 | 0 | 0 | 0 | 0 | NA |
| Dec 17 | NYJ | W | S | 10 | 8 | 2 | 0.0 | 0.0 | NA | NA | 0 | 0 | 0 | 0 | 0 | 0 | NA |
| Dec 24 | Atl | | | | | | | | | | | | | | | | |
| Place on injured reserve on Dec. 22, 2017 | | | | | | | | | | | | | | | | | |
| Totals | | 10-4 | 12/12 | 60 | 48 | 12 | 1.5 | 7.5 | NA | NA | 3 | 41 | 0 | 7 | 0 | 1 | 0 |

2018 Tennessee Titans

| Date | Opp | W/L | P/S | Tot | Solo | Asst | Sk | - Yds | QBP | TFL | Int - | Yds | TD | PP | FR | - Yds | SpT |
|---------|-------|-----|-------|-----|------|------|-----|-------|-----|-----|-------|-----|----|----|----|-------|-----|
| Sept 9 | @ Mia | L | S | 5 | 4 | 1 | 0.0 | 0.0 | 0 | 0 | 1 | 0 | 0 | 1 | 0 | 0 | 0 |
| Sept 16 | Hou | W | S | 9 | 6 | 3 | 0.0 | 0.0 | 0 | 0 | 0 | 0 | 0 | 0 | 0 | 0 | 0 |
| Sept 23 | @ Jax | W | S | 6 | 4 | 2 | 1.0 | 2.0 | 0 | 0 | 0 | 0 | 0 | 0 | 0 | 0 | 0 |
| Sept 30 | Phi | W | S | 2 | 0 | 2 | 0.0 | 0.0 | 1 | 0 | 0 | 0 | 0 | 0 | 0 | 0 | 0 |
| Oct 7 | @ Buf | L | IA | | | | | | | | | | | | | | |
| Oct 14 | Bal | L | IA | | | | | | | | | | | | | | |
| Oct 21 | @ LAC | L | IA | | | | | | | | | | | | | | |
| Nov 5 | @ Dal | W | S | 8 | 4 | 4 | 0.0 | 0.0 | 0 | 1 | 0 | 0 | 0 | 0 | 0 | 0 | 0 |
| Nov 11 | NE | W | S | 6 | 3 | 3 | 0.0 | 0.0 | 0 | 1 | 0 | 0 | 0 | 0 | 0 | 0 | 0 |
| Nov 18 | @ Ind | L | S | 7 | 5 | 2 | 0.0 | 0.0 | 0 | 1 | 0 | 0 | 0 | 0 | 0 | 0 | 0 |
| Nov 26 | @ Hou | L | S | 8 | 5 | 3 | 1.0 | 0.0 | 0 | 0 | 0 | 0 | 0 | 0 | 0 | 0 | 0 |
| Dec 2 | NYJ | W | S | 2 | 1 | 1 | 0.0 | 0.0 | 1 | 0 | 0 | 0 | 0 | 1 | 0 | 0 | 0 |
| Dec 6 | Jax | W | S | 5 | 4 | 1 | 0.0 | 0.0 | 0 | 1 | 0 | 0 | 0 | 2 | 0 | 0 | 0 |
| Dec 16 | @ NYG | W | S | 1 | 1 | 0 | 0.0 | 0.0 | 0 | 0 | 0 | 0 | 0 | 0 | 0 | 0 | 0 |
| Dec 22 | Was | W | S | 2 | 1 | 1 | 0.0 | 0.0 | 1 | 0 | 0 | 0 | 0 | 0 | 0 | 0 | 0 |
| Dec 30 | Ind | L | S | 9 | 7 | 2 | 0.0 | 0.0 | 0 | 0 | 0 | 0 | 0 | 1 | 0 | 0 | 0 |
| Totals | | 9-7 | 13/13 | 70 | 45 | 25 | 2.0 | 2.0 | 3 | 4 | 1 | 0 | 0 | 5 | 0 | 0 | 0 |

2019 Tennessee Titans

| Date | Opp | W/L | P/S | Tot | Solo | Asst | Sk | - Yds | QBP | TFL | Int - | Yds | TD | PP | FR | - Yds | SpT |
|---------|-------|-----|-------|-----|------|------|-----|-------|-----|-----|-------|-----|----|----|----|-------|-----|
| Sept 8 | @ Cle | W | S | 13 | 7 | 6 | 0.0 | 0.0 | 0 | 0 | 0 | 0 | 0 | 0 | 0 | 0 | 2 |
| Sept 15 | Ind | L | S | 7 | 5 | 2 | 0.0 | 0.0 | 0 | 0 | 0 | 0 | 0 | 0 | 0 | 0 | 0 |
| Sept 19 | @ Jax | L | S | 5 | 2 | 3 | 0.0 | 0.0 | 0 | 0 | 0 | 0 | 0 | 0 | 0 | 0 | 0 |
| Sept 29 | @ Atl | W | S | 6 | 5 | 1 | 0.0 | 0.0 | 0 | 1 | 0 | 0 | 0 | 0 | 0 | 0 | 0 |
| Oct 6 | Buf | L | S | 4 | 4 | 0 | 0.0 | 0.0 | 0 | 0 | 0 | 0 | 0 | 0 | 0 | 0 | 0 |
| Oct 13 | @ Den | L | S | 8 | 5 | 3 | 0.0 | 0.0 | 1 | 0 | 0 | 0 | 0 | 0 | 0 | 0 | 0 |
| Oct 20 | LAC | W | S | 4 | 3 | 1 | 0.0 | 0.0 | 0 | 0 | 0 | 0 | 0 | 0 | 0 | 0 | 1 |
| Oct 27 | TB | W | S | 7 | 4 | 3 | 0.0 | 0.0 | 0 | 0 | 0 | 0 | 0 | 1 | 0 | 0 | 0 |
| Nov 3 | @ Car | L | S | 3 | 1 | 2 | 0.0 | 0.0 | 0 | 0 | 0 | 0 | 0 | 1 | 0 | 0 | 0 |
| Nov 10 | KC | W | S | 9 | 3 | 6 | 0.0 | 0.0 | 0 | 0 | 0 | 0 | 0 | 1 | 0 | 0 | 1 |
| Nov 24 | Jax | W | S | 6 | 4 | 2 | 1.0 | 6.0 | 0 | 0 | 0 | 0 | 0 | 0 | 0 | 0 | 1 |
| Dec 1 | @ Ind | W | S | 5 | 4 | 1 | 0.0 | 0.0 | 0 | 0 | 0 | 0 | 0 | 0 | 0 | 0 | 0 |
| Dec 8 | @ Oak | W | S | 2 | 1 | 1 | 0.0 | 0.0 | 0 | 0 | 0 | 0 | 0 | 0 | 0 | 0 | 1 |
| Dec 15 | Hou | L | S | 13 | 4 | 9 | 0.0 | 0.0 | 0 | 0 | 1 | 2 | 0 | 2 | 0 | 0 | 0 |
| Dec 22 | NO | L | S | 3 | 3 | 0 | 0.0 | 0.0 | 0 | 0 | 0 | 0 | 0 | 0 | 0 | 0 | 1 |
| Dec 29 | @ Hou | W | S | 9 | 7 | 2 | 0.0 | 0.0 | 0 | 0 | 0 | 0 | 0 | 0 | 0 | 0 | 0 |
| Totals | | 9-7 | 16/16 | 104 | 62 | 42 | 1.0 | 6.0 | 1 | 1 | 1 | 2 | 0 | 5 | 0 | 0 | 7 |

Playoffs

| | | | | | | | | | | | | | | | | | | | |
|---------------|-------|------------|------------|-----------|-----------|----------|------------|------------|----------|----------|----------|----------|----------|----------|----------|----------|----------|----------|----------|
| Jan 4 | @ NE | W | S | 7 | 3 | 4 | 0.0 | 0.0 | 0 | 1 | 0 | 0 | 0 | 1 | 0 | 0 | 0 | 0 | 0 |
| Jan 11 | @ Bal | W | S | 7 | 6 | 1 | 0.0 | 0.0 | 0 | 0 | 1 | 3 | 0 | 1 | 0 | 0 | 0 | 0 | 0 |
| Jan 19 | @ KC | L | S | 5 | 2 | 3 | 0.0 | 0.0 | 0 | 0 | 0 | 0 | 0 | 0 | 0 | 0 | 0 | 0 | 0 |
| Totals | | 2-1 | 3/3 | 19 | 11 | 8 | 0.0 | 0.0 | 0 | 1 | 1 | 3 | 0 | 2 | 0 | 0 | 0 | 0 | 0 |

Totals

KENNY VACCARO'S NFL STATISTICS

REGULAR SEASON

| | | TACKLES | | | | | | | | | INTERCEPTIONS | | | | | FUMBLES | | | |
|-------------------|-------------|-----------|-----------|------------|------------|------------|-------------|-------------|----------|----------|---------------|------------|-----------|----------|-----------|----------|----------|----------|-----------|
| Year | Team | GP | GS | Tot | Solo | Asst | Sk | Yds | QBP | TFL | No | Yds | Lg | TD | PD | FF | FR | Yds | SpT |
| 2013 | New Orleans | 14 | 14 | 93 | 60 | 33 | 1.0 | 8.0 | NA | NA | 1 | 29 | 29 | 0 | 6 | 1 | 0 | 0 | 3 |
| 2014 | New Orleans | 15 | 14 | 113 | 63 | 50 | 1.0 | 7.0 | NA | NA | 2 | 45 | 45 | 0 | 5 | 0 | 0 | 0 | 2 |
| 2015 | New Orleans | 16 | 16 | 136 | 87 | 49 | 3.0 | 36.0 | NA | NA | 0 | 0 | 0 | 0 | 5 | 2 | 1 | 0 | 0 |
| 2016 | New Orleans | 11 | 11 | 80 | 56 | 24 | 1.0 | 1.0 | NA | NA | 2 | 30 | 30 | 0 | 6 | 2 | 1 | 0 | 1 |
| 2017 | New Orleans | 12 | 12 | 60 | 48 | 12 | 1.5 | 7.5 | NA | NA | 3 | 41 | 30 | 0 | 7 | 0 | 1 | 0 | 0 |
| 2018 | Tennessee | 13 | 13 | 70 | 45 | 25 | 2.0 | 2.0 | 3 | 4 | 1 | 0 | 0 | 0 | 5 | 0 | 0 | 0 | 0 |
| 2019 | Tennessee | 16 | 16 | 104 | 62 | 42 | 1.0 | 6.0 | 1 | 1 | 1 | 2 | 2 | 0 | 5 | 0 | 0 | 0 | 7 |
| NFL Totals | | 97 | 96 | 656 | 421 | 235 | 10.5 | 67.5 | 4 | 5 | 10 | 147 | 45 | 0 | 39 | 5 | 3 | 8 | 13 |

PLAYOFFS

| | | TACKLES | | | | | | | | | INTERCEPTIONS | | | | | FUMBLES | | | |
|-----------------------|-------------|----------|----------|-----------|-----------|----------|------------|------------|----------|----------|---------------|----------|----------|----------|----------|----------|----------|----------|----------|
| Year | Team | GP | GS | Tot | Solo | Asst | Sk | Yds | QBP | TFL | No | Yds | Lg | TD | PD | FF | FR | Yds | SpT |
| 2013 | New Orleans | 0 | 0 | 0 | 0 | 0 | 0.0 | 0.0 | NA | NA | 0 | 0 | 0 | 0 | 0 | 0 | 0 | 0 | 0 |
| 2017 | New Orleans | 0 | 0 | 0 | 0 | 0 | 0.0 | 0.0 | NA | NA | 0 | 0 | 0 | 0 | 0 | 0 | 0 | 0 | 0 |
| 2019 | Tennessee | 3 | 3 | 19 | 11 | 8 | 0.0 | 0.0 | 0 | 1 | 1 | 3 | 3 | 0 | 2 | 0 | 0 | 0 | 0 |
| Playoff Totals | | 3 | 3 | 19 | 11 | 8 | 0.0 | 0.0 | 0 | 1 | 1 | 3 | 3 | 0 | 2 | 0 | 0 | 0 | 0 |

Single-Game Highs


Tackles - 16 (Twice, last at Houston 11/29/15)
 Interceptions - **1 (10 times, last vs. Houston 12/15/19)**
 Interception Long - 45 at Detroit (10/19/14)
 Sacks - 2 vs. Jacksonville (12/27/15)
 Passes Defensed - 3 vs. Detroit (10/15/17)
 Forced Fumble - 1 (Five times, last at San Francisco 11/6/16)
 Fumble Recovery - 1 (Three times, last vs. Detroit 10/15/17)
 Special Teams Tackles - **2 (Twice, last at Cleveland 9/8/19)**

Playoff Single-Game Highs

Tackles - **7 (Twice, last at Baltimore 1/11/20)**
 Interceptions - **1 at Baltimore (1/11/20)**
 Passes Defensed - **1 (Twice, last at Baltimore 1/11/20)**
 Tackles For Loss - **1 at New England (1/4/20)**

Additional Statistics

Touchdowns - 1, fumble recovery in the end zone vs. Detroit (10/15/17)



91 CAMERON WAKE

OUTSIDE LINEBACKER • 6'3" • 263 LBS • COLLEGE: PENN STATE
ACQUIRED: UNRESTRICTED FREE AGENT (MIAMI) - 2019
NFL EXPERIENCE (NFL/TITANS): 11/1 • HOMETOWN: HYATTSVILLE, MD.
GAMES PLAYED/GAMES STARTED: 155/126 (PLAYOFFS: 1/1)



Pro Bowl: 2010, 2012, 2013, 2014, 2016

PRO: During the 2019 offseason, the Titans were looking to add pass rushing talent from the outside linebacker spot in their 3-4 defensive alignment. The club found just that when they signed Cameron Wake as an unrestricted free agent on March 15, 2019. The 6-foot-3-inch, 263-pounder arrived in Tennessee as a five-time Pro Bowl selection, having registered 98 career sacks and 213 quarterback pressures in 10 seasons (2009-18) with the Miami Dolphins. The Penn State product originally entered the NFL as a rookie free agent with the N.Y. Giants in 2005. After being released, Wake took a year off from the field before enjoying two impressive seasons in the CFL with the B.C. Lions. He parlayed back-to-back CFL Defensive Player of the Year awards in 2007 and 2008 into a free agent deal with the Dolphins in 2009.

CAREER HIGHLIGHTS:

- From 2009-18 Wake's 98 sacks were tied for first in the NFL during that span.
- In his first 10 seasons with Miami (2009-18), Wake played in 146 games and amassed 348 tackles, 98 sacks, an interception, 15 passes defended, 22 forced fumbles and two fumble recoveries.
- Wake was named one of the Dolphins 50 greatest players on the franchise's 50th Season All-Time Team.
- In 2016, Wake was named to his fifth Pro Bowl as a starter and named second-team All-Pro edge rusher after collecting 11.5 sacks and five forced fumbles.
- In 2014, Wake was selected to his fourth career Pro Bowl and selected second-team All-Pro after recording 11.5 sacks and three forced fumbles.
- In 2013, Wake earned his third career Pro Bowl nod by posting 8.5 sacks and two forced fumbles.
- In 2012, Wake was named first-team All-Pro and earned his second career Pro Bowl selection after producing 15 sacks and three forced fumbles.
- In 2010, Wake earned his first career Pro Bowl nod after leading the Dolphins with 14 sacks.

TITANS TIDBITS:

- Wake took an unusual route to the NFL. Following his career at Penn State, he signed with the New York Giants as an undrafted free agent. Released by the Giants on June 22, 2005, Wake entered the corporate world and spent 2006 as a mortgage broker. He then resumed his professional football career in Canada with the B.C. Lions.

CAREER TRANSACTIONS:

- The Hyattsville, Md., native was originally signed by the N.Y. Giants as an undrafted college free agent on May 6, 2005.
- Waived by the N.Y. Giants on June 22, 2005.
- Signed by the B.C. Lions of the Canadian Football League in May 2007.
- Signed by the Miami Dolphins as a free agent on Jan. 19, 2009.
- Signed by the Titans as an unrestricted free agent on March 15, 2019.

SEASON RECAPS:

2019 (9/0, 0/0 - Tennessee): Appeared in nine games as a reserve in his first season with the Titans and collected five tackles, including 2.5 sacks, 11 quarterback pressures and a pass defended. Was inactive two games. Placed on injured reserve on Nov. 26, 2019. Led the team in sacks once in 2019 (at CLE). Became the second active NFL player (Terrell Suggs) and 33rd player in NFL history to reach 100 career sacks since individual sacks became an official statistic in 1982. Named AFC Defensive Player of the Week after recording 2.5 sacks, including a safety at Cleveland (9/8/19). Played in his 150th career regular season contest at Atlanta (9/29/19).

- At Cleveland (9/8), made his Titans debut as a reserve at outside linebacker and was named AFC Defensive Player of the Week after collecting three tackles, including 2.5 sacks, a safety and a quarterback pressure. Recorded his ninth career game with at least 2.5 sacks. Halted a Browns' drive by sacking Baker Mayfield for a 15-yard loss on third-and-13 in the first quarter. Registered his 100th career sack by coming off the edge and dropping Mayfield for a safety late in the second quarter. Combined with Logan Ryan to sack Mayfield for a seven-yard loss in the final stanza.
- Against Indianapolis (9/15), saw action as a reserve at outside linebacker and tallied a tackle and quarterback pressure.
- At Jacksonville (9/19), played as a reserve at outside linebacker.
- At Atlanta (9/29), played in his 150th career game as a reserve at outside linebacker and registered two quarterback pressures and a pass defended. Broke up a pass intended for Mohamed Sanu in the second quarter.
- Against Buffalo (10/6), was inactive.
- At Denver (10/13), was inactive.
- Against L.A. Chargers (10/20), returned to the lineup as a reserve at outside linebacker and posted two quarterback pressures.
- Against Tampa Bay (10/27), played as a reserve at outside linebacker and tallied two quarterback pressures.
- At Carolina (11/3), saw action as a reserve at outside linebacker and produced a tackle.
- Against Kansas City (11/10), played as a reserve at outside linebacker and registered a quarterback pressure.
- Against Jacksonville (11/24), saw action as a reserve at outside linebacker and notched two quarterback pressures.

2018 (14/14 - Miami): Started 14 games and posted 36 tackles, six sacks, a pass defended and a forced fumble. Was inactive for two games.

- Against Oakland (9/23), notched three tackles and a sack. Dropped Derek Carr for a loss of eight yards in the second quarter.
- Against N.Y. Jets (11/4), posted three tackles and two sacks. Sacked Sam Darnold for a loss of 10 yards in the second quarter. Dropped Sam Darnold again for a loss of seven yards in the fourth quarter.
- At Indianapolis (11/25), produced a solo tackle, a sack and a forced fumble. Strip-sacked Andrew Luck on third-and-seven in the third quarter.

2017 (16/16 - Miami): Started all 16 games and posted 36 tackles and 10.5 sacks. Reached double-digit sacks for the fifth time in his career and it was the first time in his career that he had double-digit sacks in consecutive seasons. Became the 12th player age 35+ to record at least 10 sacks since it became an official statistic in 1982. Selected by teammates to serve as a season-long team captain. Finished No. 74 on the NFL Network Top 100 list.

- Against N.Y. Jets (10/22), collected four tackles and 2.5 sacks. Sacked Josh McCown for a loss of 10 yards in the first quarter. Split a sack with Ndamukong Suh on third-and-10, forcing a punt. Sacked McCown again on third-and-nine for a loss of nine yards in the fourth quarter.
- At New England (11/26), registered three solo tackles, a sack and five quarterback hits. Sacked Tom Brady for a loss of six yards on third-and-four, forcing a fourth quarter punt. His five quarterback hits were tied for third-most in a game in his career.
- Against Buffalo (12/31), tallied two tackles and 1.5 sacks. Sacked Tyrod Taylor on third-and-10, forcing a punt. Split a sack with Andre Branch in the second quarter.

2016 (16/11, 1/1 - Miami): Earned his fifth Pro Bowl selection as a starter and named second-team All-Pro edge rusher. Played in 16 games with 11 starts and notched 29 tackles, 11.5 sacks, an interception, two passes

defensed and five forced fumbles. Ranked third in the AFC and tied for sixth in the NFL with 11.5 sacks. Recorded at least one sack in five straight games from Oct. 23 to Nov. 27, tying the longest streak of consecutive games with at least one sack in his career (2012 and 2014). Played in his first career postseason contest and recorded six tackles. Selected by teammates to serve as a season-long team captain. Named Ed Block Courage Award winner. Was No. 62 on the NFL Network Top 100 list.

- Against Buffalo (10/23), notched two tackles and 1.5 sacks. Sacked Tyrod Taylor for a loss of five yards on third-and-12 in the first quarter. Split a sack with Andre Branch for a loss of six yards in the fourth quarter.
- Against N.Y. Jets (11/6), registered four tackles, two sacks and two forced fumbles. Recorded two strip-sacks on Ryan Fitzpatrick in the first half. It was the 15th time in his career he recorded 2+ sacks in a game.
- At N.Y. Jets (12/17), posted two solo tackles, a sack, an interception, a pass defensed and a forced fumble. Strip-sacked Bryce Petty on third-and-four in the 1st quarter. Recorded his first career interception, returning it 12 yards in the second quarter. Became the first Dolphins defensive lineman with a forced fumble and interception in the same game since 2006.
- At Pittsburgh (1/8), started his first career postseason contest and registered six tackles.

2015 (7/7 - Miami): Started seven games but missed the rest of the season after being placed on injured reserve on Nov. 2. Collected nine tackles, seven sacks, a pass defensed and four forced fumbles.

- At Tennessee (10/18), named AFC Defensive Player of the Week after collecting four solo tackles, four sacks and two forced fumbles. All four sacks came in the first half, which tied a mark for most sacks in a first half by an NFL player since 1991. His four sacks were tied for the fourth-most in a single-game in team history. Became the first player not selected in the NFL or supplemental drafts to have multiple 4+ sack games in his career since the statistic became official in 1982.
- Against Houston (10/25), tallied two solo tackles, two sacks, two forced fumbles and a pass defensed. Strip-sacked Brian Hoyer twice in the second quarter.
- At New England (10/29), posted two tackles and a sack. His seven sacks in three games were the most in a three-game span in team history.

2014 (16/16 - Miami): Named to his fourth career Pro Bowl and selected second-team All-Pro. Started all 16 games and recorded 38 tackles, 11.5 sacks, three passes defensed, three forced fumbles and one fumble recovery. Named Don Shula Leadership Award winner, as voted on by his teammates. For the third consecutive year and the fourth time in five years, Wake landed a spot on the NFL Network's Top 100 list at number 39 for 2015.

- Against New England (9/7), named AFC Defensive Player of the Week after collecting three solo tackles, two sacks and two forced fumbles. Became the first Dolphins player to record at least two sacks and two forced fumbles in the same game since Charlie Anderson on Nov. 15, 2009.
- At Detroit (11/9), posted two solo tackles and two sacks. Marked the fifth straight game he registered a sack.
- Against Minnesota (12/21), notched five tackles and two sacks.

2013 (15/15 - Miami): Earned his third career Pro Bowl selection. Started 15 games and recorded 37 tackles, 8.5 sacks and two forced fumbles. Also had two points via a safety. For the second consecutive year and the third time in four years, Wake landed a spot on the NFL Network's Top 100 list. He placed at number 66 for 2014 in the rankings based on a vote of players after finishing 89th on the list in 2013 and 63rd in 2011.

- At Cleveland (9/8), registered four tackles and 2.5 sacks. Sacked Brandon Weeden on a second-and-10 in the third quarter and brought Weeden down again on a fourth-and-two snap in the fourth quarter.
- Against Cincinnati (10/31), named AFC Defensive Player of the Week after notching five solo tackles, three sacks, a forced fumble, a fumble recovery and a safety. Strip-sacked Andy Dalton on a third-and-four in the first quarter, recovering the fumble himself. Sacked Dalton in the end zone in overtime, resulting in a safety that won the game. It marked the third time in NFL history an overtime game ended on a safety.
- At Pittsburgh (12/8), posted three solo tackles, a sack and a forced fumble. The sack and forced fumble came on the same play when he strip-sacked Ben Roethlisberger for a two-yard loss.

2012 (16/16 - Miami): Named first-team All-Pro and earned his second career Pro Bowl selection. Started all 16 games at defensive end after playing linebacker for the first three seasons of his Dolphins career. Recorded 53 tackles, 15 sacks, three forced fumbles and one pass

defensed. His 15 sacks ranked third in the AFC and fourth in the NFL and were the most of his career, surpassing his previous high of 14 sacks in 2010. It also marked the second time in his career he recorded double figures in sacks for the season. Named AFC Defensive Player of the Month for October. Recipient of the Dan Marino Team MVP award and the Don Shula Leadership award, voted on by his teammates.

- At Arizona (9/30), collected five tackles, including 4.5 sacks, the fourth-best single-game total in team history. Brought down Kevin Kolb four different times on third downs, forcing a punt each time.
- At Indianapolis (11/4), posted four solo tackles a sack and a forced fumble. It marked the fifth straight game he registered a sack.
- At San Francisco (12/9), notched six solo tackles, three sacks and a forced fumble. It was his third multi-sack game of the season.

2011 (16/14 - Miami): Played in all 16 games with 14 starts. Recorded 42 tackles and a team-leading 8.5 sacks for 47.5 yards in losses. Finished tied for 12th in the AFC in sacks.

- Against New England (9/12), posted three tackles including one sack, tackling Tom Brady for a one-yard loss.
- Against Denver (10/23), recorded two sacks, tackling Tim Tebow twice for a total of nine yards in losses. It was his sixth multiple-sack game of his career.
- At Kansas City (11/6), had three tackles including a half-sack for 3.5 yards in losses, sharing a seven-yard sack of Matt Cassel with Kevin Burnett.
- At Dallas (11/24), generated four tackles including one sack, dropping Tony Romo for an eight-yard loss.
- At Buffalo (12/18), tied for the team lead with seven tackles including one sack of Ryan Fitzpatrick for a 10-yard loss.
- At New England (12/24), notched two tackles including a sack of Tom Brady for a three-yard loss.

2010 (16/16 - Miami): Started all 16 games at outside linebacker. Posted 57 tackles, four passes defensed, three forced fumbles and led the team with 14 sacks. His 14 sacks ranked second in the AFC and third in the NFL. Selected a starter at outside linebacker for the Pro Bowl. Named first-team All-Pro by The Sporting News and Sports Illustrated (Peter King). Earned second-team All-NFL honors from the Associated Press. Ranked 63rd overall on the NFL Network's The Top 100 Players of 2010 as voted on by the players themselves.

- At Buffalo (9/12), totaled three tackles, including a sack of Trent Edwards for a five-yard loss and added two passes defensed.
- At Minnesota (10/19), had four tackles, including one sack and a forced fumble. The forced fumble came when he sacked Brett Favre for a five-yard loss in the end zone, which was recovered by Koa Misi for a touchdown.
- Against New England (10/4), recorded five tackles, including a sack of Tom Brady for a six-yard loss.
- At Green Bay (10/17), had three tackles, each of them a sack of Aaron Rodgers for a total of 24 yards in losses.
- Against Pittsburgh (10/24), combined with Jeremiah Bell to sack Ben Roethlisberger for an eight-yard loss which caused a fumble.
- At Baltimore (11/7), recorded two sacks of Joe Flacco for a total of seven yards in losses.
- Against Chicago (11/18), posted six tackles, including a sack of quarterback Jay Cutler for an eight-yard loss which forced him to fumble on the play.
- Against Cleveland (12/5), finished with four stops, including 1.5 sacks for 12.5 yards in losses, sacking Jake Delhomme once for an eight-yard loss and combining with Tony McDaniel for a nine-yard sack of Delhomme.
- At N.Y. Jets (12/12), had five tackles including two sacks. Both sacks of Mark Sanchez occurred on the Jets' final drive, once on second down and once on fourth down, to allow the Dolphins to protect their 10-6 lead and win the game.

2009 (14/1 - Miami): Played in 14 games with one start and collected 11 tackles, 5.5 sacks, a forced fumble and a pass defensed. Added 12 special teams tackles. Was inactive first two games of the season.

- At San Diego (9/27), made his NFL debut in a reserve role and posted a tackle on his very first career play on the game's opening kickoff.
- Against Buffalo (10/4), recorded six stops, including 2.5 sacks. They were the first sacks of his NFL career and the third-highest single-game total by a rookie or first year player in Dolphins history.
- At New England (11/8), tallied one tackle, a four-yard sack of Tom Brady.
- Against Tampa Bay (11/15), registered two tackles including a sack, dropping Josh Freeman for a nine-yard loss.
- At Jacksonville (12/13), made one tackle, a three-yard sack of David

Garrard.

- Against Pittsburgh (1/3), made his first career NFL start in the season finale.

2007-2008 (B.C. Lions): Recorded 39 sacks in two seasons as a member of the Canadian Football League's B.C. Lions. Named CFL Defensive Player of the Year in both 2007 and 2008.

- In 2008, recorded 65 tackles and league-high 23 sacks while recovering three fumbles. Captured second consecutive Norm Fieldgate Trophy, awarded to the outstanding defensive player in the West Division. Named 2008 TSN's Friday Night Gladiator of the Year for his effort, toughness and sacrifice on the weekly CFL national broadcast, becoming the first defensive player to win the award. Selected as an All-Western Division performer.

- In 2017, totaled 72 tackles along with a league leading 16 sacks and a blocked field goal during rookie campaign. Became the first player in CFL history to be named Rookie of the Year and Defensive Player of the Year in the same season. Also named an All-Western Division selection.

2005 (0/0 - N.Y. Giants): Signed with the New York Giants as an undrafted rookie free agent on May 6, but was waived on June 22.

COLLEGE:

- Was a four-year letterwinner at Penn State and played primarily as a linebacker for the Nittany Lions, but also played the defensive end position.
- Finished his collegiate career with 191 total tackles, two forced fumbles, 8.5 sacks and 24 tackles for losses as well as seven blocked kicks.
- Majored in sociology at Penn State.

PERSONAL:

- Attended DeMatha (Hyattsville, Md.) High School and played safety, running back and wide receiver.
- As a senior, named the Washington Post's Defensive Player of the Year in 1999.
- Also lettered in track and basketball.
- Follow Wake on Twitter at @Kold91.
- Follow Wake on Instagram at @ninety1.
- Born Derek Cameron Wake on Jan. 30, 1982 in Beltsville, Md.

CAMERON WAKE'S GAME-BY-GAME

2009 Miami Dolphins

| Date | Opp | W/L | P/S | Tot Solo Asst | Sk - Yds | QB | TFL | Int - Yds | TD | PD | FF | FR - Yds | SpT |
|---------|-------|-----|----------|---------------|----------|----|-----|-----------|-----|-----|-----|----------|-----|
| Sept 13 | @ Atl | L | IA | | | | | | | | | | |
| Sept 21 | Ind | L | IA | | | | | | | | | | |
| Sept 27 | @ SD | L | p | 0 0 0 | 0.0 0.0 | 0 | 0 0 | 0 0 0 | 0 0 | 0 0 | 0 0 | 0 0 | 1 |
| Oct 4 | Buf | W | p | 6 5 1 | 2.5 12.5 | 2 | 3 0 | 0 0 0 | 0 1 | 0 0 | 0 0 | 0 0 | 0 |
| Oct 12 | NYJ | W | p | 0 0 0 | 0.0 0.0 | 0 | 0 0 | 0 0 0 | 0 0 | 0 0 | 0 0 | 0 0 | 1 |
| Oct 25 | NO | L | p | 0 0 0 | 0.0 0.0 | 0 | 0 0 | 0 0 0 | 0 0 | 0 0 | 0 0 | 0 0 | 2 |
| Nov 1 | @ NYJ | W | p | 0 0 0 | 0.0 0.0 | 0 | 0 0 | 0 0 0 | 0 0 | 0 0 | 0 0 | 0 0 | 1 |
| Nov 8 | @ NE | L | p | 1 1 0 | 1.0 4.0 | 2 | 1 0 | 0 0 0 | 0 0 | 0 0 | 0 0 | 0 0 | 1 |
| Nov 15 | TB | W | p | 2 2 0 | 1.0 9.0 | 1 | 1 0 | 0 0 0 | 0 0 | 0 0 | 0 0 | 0 0 | 1 |
| Nov 19 | @ Car | W | p | 0 0 0 | 0.0 0.0 | 1 | 0 0 | 0 0 0 | 0 0 | 0 0 | 0 0 | 0 0 | 1 |
| Nov 29 | @ Buf | L | p | 0 0 0 | 0.0 0.0 | 1 | 0 0 | 0 0 0 | 0 0 | 0 0 | 0 0 | 0 0 | 0 |
| Dec 6 | NE | W | p | 0 0 0 | 0.0 0.0 | 1 | 0 0 | 0 0 0 | 0 0 | 0 0 | 0 0 | 0 0 | 0 |
| Dec 13 | @ Jax | W | p | 1 1 0 | 1.0 3.0 | 1 | 1 0 | 0 0 0 | 1 0 | 0 0 | 0 0 | 0 0 | 0 |
| Dec 20 | @ Ten | L | p | 0 0 0 | 0.0 0.0 | 0 | 0 0 | 0 0 0 | 0 0 | 0 0 | 0 0 | 0 0 | 3 |
| Dec 27 | Hou | L | p | 1 1 0 | 0.0 0.0 | 0 | 0 0 | 0 0 0 | 0 0 | 0 0 | 0 0 | 0 0 | 0 |
| Jan 3 | Pit | L | S | 0 0 0 | 0.0 0.0 | 0 | 0 0 | 0 0 0 | 0 0 | 0 0 | 0 0 | 0 0 | 1 |
| Totals | | | 7-9 14/1 | 11 10 1 | 5.5 28.5 | 9 | 6 0 | 0 0 0 | 1 1 | 0 0 | 0 0 | 0 0 | 12 |

2010 Miami Dolphins

| Date | Opp | W/L | P/S | Tot Solo Asst | Sk - Yds | QB | TFL | Int - Yds | TD | PD | FF | FR - Yds | SpT |
|---------|-------|-----|-----------|---------------|-------------|----|------|-----------|-----|-----|-----|----------|-----|
| Sept 12 | @ Buf | W | S | 3 3 0 | 1.0 5.0 | 1 | 2 0 | 0 0 0 | 2 0 | 0 0 | 0 0 | 0 0 | 0 |
| Sept 19 | @ Min | W | S | 4 2 2 | 1.0 5.0 | 0 | 0 0 | 0 0 0 | 0 1 | 0 0 | 0 0 | 0 0 | 0 |
| Sept 26 | NYJ | L | S | 1 1 0 | 0.0 0.0 | 1 | 1 0 | 0 0 0 | 1 0 | 0 0 | 0 0 | 0 0 | 0 |
| Oct 4 | NE | L | S | 5 4 1 | 1.0 6.0 | 3 | 2 0 | 0 0 0 | 0 0 | 0 0 | 0 0 | 0 0 | 0 |
| Oct 17 | @ GB | W | S | 3 3 0 | 3.0 24.0 | 6 | 3 0 | 0 0 0 | 0 0 | 0 0 | 0 0 | 0 0 | 0 |
| Oct 24 | Pit | L | S | 4 3 1 | 0.5 4.0 | 2 | 1 0 | 0 0 0 | 0 0 | 0 0 | 0 0 | 0 0 | 0 |
| Oct 31 | @ Cin | W | S | 3 1 2 | 0.0 0.0 | 2 | 0 0 | 0 0 0 | 0 0 | 0 0 | 0 0 | 0 0 | 0 |
| Nov 7 | @ Bal | L | S | 8 8 0 | 2.0 7.0 | 2 | 3 0 | 0 0 0 | 0 0 | 0 0 | 0 0 | 0 0 | 0 |
| Nov 14 | Ten | W | S | 1 0 1 | 0.0 0.0 | 0 | 0 0 | 0 0 0 | 1 0 | 0 0 | 0 0 | 0 0 | 0 |
| Nov 18 | Chi | L | S | 6 6 0 | 1.0 8.0 | 1 | 3 0 | 0 0 0 | 0 1 | 0 0 | 0 0 | 0 0 | 0 |
| Nov 28 | @ Oak | W | S | 2 2 0 | 1.0 5.0 | 1 | 2 0 | 0 0 0 | 0 0 | 0 0 | 0 0 | 0 0 | 0 |
| Dec 5 | Cle | L | S | 4 3 1 | 1.5 12.5 | 3 | 1 0 | 0 0 0 | 0 0 | 0 0 | 0 0 | 0 0 | 0 |
| Dec 12 | @ NYJ | W | S | 5 5 0 | 2.0 13.0 | 1 | 2 0 | 0 0 0 | 0 1 | 0 0 | 0 0 | 0 0 | 0 |
| Dec 19 | Buf | L | S | 2 2 0 | 0.0 0.0 | 1 | 1 0 | 0 0 0 | 0 0 | 0 0 | 0 0 | 0 0 | 0 |
| Dec 26 | Det | L | S | 2 2 0 | 0.0 0.0 | 0 | 0 0 | 0 0 0 | 0 0 | 0 0 | 0 0 | 0 0 | 0 |
| Jan 2 | @ NE | L | S | 4 3 1 | 0.0 0.0 | 2 | 0 0 | 0 0 0 | 0 0 | 0 0 | 0 0 | 0 0 | 0 |
| Totals | | | 7-9 16/16 | 57 48 | 9 14.0 89.5 | 26 | 21 0 | 0 0 0 | 4 3 | 0 0 | 0 0 | 0 0 | 0 |

2011 Miami Dolphins

| Date | Opp | W/L | P/S | Tot Solo Asst | Sk - Yds | QB | TFL | Int - Yds | TD | PD | FF | FR - Yds | SpT |
|---------|-------|-----|------------|---------------|------------|----|------|-----------|-----|-----|-----|----------|-----|
| Sept 12 | NE | L | S | 3 3 0 | 1.0 1.0 | 2 | 1 0 | 0 0 0 | 1 0 | 0 0 | 0 0 | 0 0 | 0 |
| Sept 18 | Hou | L | S | 3 2 1 | 1.0 5.0 | 2 | 2 0 | 0 0 0 | 0 0 | 0 0 | 0 0 | 0 0 | 0 |
| Sept 25 | @ Cle | L | S | 0 0 0 | 0.0 0.0 | 2 | 0 0 | 0 0 0 | 0 0 | 0 0 | 0 0 | 0 0 | 0 |
| Oct 2 | @ SD | L | S | 3 3 0 | 1.0 8.0 | 1 | 1 0 | 0 0 0 | 0 0 | 0 0 | 0 0 | 0 0 | 0 |
| Oct 17 | @ NYJ | L | S | 2 2 0 | 0.0 0.0 | 0 | 1 0 | 0 0 0 | 0 0 | 0 0 | 0 0 | 0 0 | 0 |
| Oct 23 | Den | L | S | 4 4 0 | 2.0 9.0 | 3 | 2 0 | 0 0 0 | 0 0 | 0 0 | 0 0 | 0 0 | 0 |
| Oct 30 | @ NYG | L | S | 2 2 0 | 0.0 0.0 | 2 | 0 0 | 0 0 0 | 0 0 | 0 0 | 0 0 | 0 0 | 0 |
| Nov 6 | @ KC | W | S | 3 2 1 | 0.5 3.5 | 1 | 1 0 | 0 0 0 | 0 0 | 0 0 | 0 0 | 0 0 | 0 |
| Nov 13 | Was | W | S | 1 1 0 | 0.0 0.0 | 1 | 0 0 | 0 0 0 | 0 0 | 0 0 | 0 0 | 0 0 | 0 |
| Nov 20 | Buf | W | p | 1 1 0 | 0.0 0.0 | 1 | 0 0 | 0 0 0 | 0 0 | 0 0 | 0 0 | 0 0 | 0 |
| Nov 24 | @ Dal | L | S | 4 4 0 | 1.0 8.0 | 2 | 2 0 | 0 0 0 | 0 0 | 0 0 | 0 0 | 0 0 | 0 |
| Dec 4 | Oak | W | S | 1 0 1 | 0.0 0.0 | 3 | 0 0 | 0 0 0 | 0 0 | 0 0 | 0 0 | 0 0 | 0 |
| Dec 11 | Phi | L | p | 5 4 1 | 0.0 0.0 | 0 | 2 0 | 0 0 0 | 0 0 | 0 0 | 0 0 | 0 0 | 0 |
| Dec 18 | @ Buf | W | S | 7 6 1 | 1.0 10.0 | 4 | 2 0 | 0 0 0 | 1 0 | 0 0 | 0 0 | 0 0 | 0 |
| Dec 24 | @ NE | L | S | 2 2 0 | 1.0 3.0 | 3 | 1 0 | 0 0 0 | 0 0 | 0 0 | 0 0 | 0 0 | 0 |
| Jan 1 | NYJ | W | S | 1 1 0 | 0.0 0.0 | 0 | 0 0 | 0 0 0 | 0 0 | 0 0 | 0 0 | 0 0 | 0 |
| Totals | | | 6-10 16/14 | 42 37 | 5 8.5 47.5 | 27 | 15 0 | 0 0 0 | 2 0 | 0 0 | 0 0 | 0 0 | 0 |

2012 Miami Dolphins

| Date | Opp | W/L | P/S | Tot Solo Asst | Sk - Yds | QB | TFL | Int - Yds | TD | PD | FF | FR - Yds | SpT |
|---------|-------|-----|-----------|---------------|--------------|----|------|-----------|-----|-----|-----|----------|-----|
| Sept 9 | @ Hou | L | S | 3 2 1 | 0.0 0.0 | 3 | 1 0 | 0 0 0 | 0 0 | 0 0 | 0 0 | 0 0 | 0 |
| Sept 16 | Oak | W | S | 1 1 0 | 0.0 0.0 | 2 | 0 0 | 0 0 0 | 0 0 | 0 0 | 0 0 | 0 0 | 0 |
| Sept 23 | NYJ | L | S | 5 4 1 | 0.0 0.0 | 2 | 0 0 | 0 0 0 | 0 0 | 0 0 | 0 0 | 0 0 | 0 |
| Sept 30 | @ Ari | L | S | 5 4 1 | 4.5 30.5 | 5 | 4 0 | 0 0 0 | 0 0 | 0 0 | 0 0 | 0 0 | 0 |
| Oct 7 | @ Cin | W | S | 5 2 3 | 1.0 5.0 | 2 | 0 0 | 0 0 0 | 0 0 | 0 0 | 0 0 | 0 0 | 0 |
| Oct 14 | StL | W | S | 3 3 0 | 1.0 4.0 | 2 | 1 0 | 0 0 0 | 0 0 | 0 0 | 0 0 | 0 0 | 0 |
| Oct 28 | @ NYJ | W | S | 1 1 0 | 1.0 7.0 | 2 | 1 0 | 0 0 0 | 0 0 | 0 0 | 0 0 | 0 0 | 0 |
| Nov 4 | @ Ind | L | S | 4 4 0 | 1.0 14.0 | 2 | 0 0 | 0 0 0 | 0 1 | 0 0 | 0 0 | 0 0 | 0 |
| Nov 11 | Ten | L | S | 2 1 1 | 0.0 0.0 | 0 | 0 0 | 0 0 0 | 0 0 | 0 0 | 0 0 | 0 0 | 0 |
| Nov 15 | @ Buf | L | S | 5 2 3 | 1.0 3.0 | 2 | 1 0 | 0 0 0 | 0 0 | 0 0 | 0 0 | 0 0 | 0 |
| Nov 25 | Sea | W | S | 1 1 0 | 0.0 0.0 | 1 | 1 0 | 0 0 0 | 0 0 | 0 0 | 0 0 | 0 0 | 0 |
| Dec 2 | NE | L | S | 3 2 1 | 1.5 9.5 | 3 | 1 0 | 0 0 0 | 0 0 | 0 0 | 0 0 | 0 0 | 0 |
| Dec 9 | @ SF | L | S | 6 6 0 | 3.0 13.0 | 4 | 2 0 | 0 0 0 | 0 1 | 0 0 | 0 0 | 0 0 | 0 |
| Dec 16 | Jax | W | S | 2 1 1 | 0.0 0.0 | 1 | 0 0 | 0 0 0 | 1 0 | 0 0 | 0 0 | 0 0 | 0 |
| Dec 23 | Buf | W | S | 3 3 0 | 1.0 6.0 | 2 | 1 0 | 0 0 0 | 0 1 | 0 0 | 0 0 | 0 0 | 0 |
| Dec 30 | @ NE | L | S | 4 1 3 | 0.0 0.0 | 0 | 0 0 | 0 0 0 | 0 0 | 0 0 | 0 0 | 0 0 | 0 |
| Totals | | | 7-9 16/16 | 53 38 | 15 15.0 92.0 | 33 | 13 0 | 0 0 0 | 1 3 | 0 0 | 0 0 | 0 0 | 0 |

CAMERON WAKE'S GAME-BY-GAME CONT.

2013 Miami Dolphins

| Date | Opp | W/L | P/S | Tot | Solo | Asst | Sk | - Yds | QBP | TFL | Int - | Yds | TD | FF | FR - | Yds | SpT |
|---------|-------|-----|-----|-------|------|------|-----|-------|------|-----|-------|-----|----|----|------|-----|-----|
| Sept 8 | @ Cle | W | S | 4 | 2 | 2 | 2.5 | 19.0 | 7 | 2 | 0 | 0 | 0 | 0 | 0 | 0 | 0 |
| Sept 15 | @ Ind | W | S | 1 | 0 | 1 | 0.0 | 0.0 | 0 | 0 | 0 | 0 | 0 | 0 | 0 | 0 | 0 |
| Sept 22 | Atl | W | S | 0 | 0 | 0 | 0.0 | 0.0 | 0 | 0 | 0 | 0 | 0 | 0 | 0 | 0 | 0 |
| Sept 30 | @ NO | L | IA | | | | | | | | | | | | | | |
| Oct 6 | Bal | L | S | 0 | 0 | 0 | 0.0 | 0.0 | 0 | 0 | 0 | 0 | 0 | 0 | 0 | 0 | 0 |
| Oct 20 | Buf | L | S | 1 | 1 | 0 | 0.0 | 0.0 | 0 | 1 | 0 | 0 | 0 | 0 | 0 | 0 | 0 |
| Oct 27 | @ NE | L | S | 2 | 1 | 1 | 0.0 | 0.0 | 0 | 0 | 0 | 0 | 0 | 0 | 0 | 0 | 0 |
| Oct 31 | Cin | W | S | 5 | 5 | 0 | 3.0 | 23.0 | 3 | 2 | 0 | 0 | 0 | 0 | 1 | 1 | 0 |
| Nov 11 | @ TB | L | S | 2 | 2 | 0 | 0.0 | 0.0 | 1 | 0 | 0 | 0 | 0 | 0 | 0 | 0 | 0 |
| Nov 17 | SD | W | S | 4 | 4 | 0 | 1.0 | 5.0 | 1 | 2 | 0 | 0 | 0 | 0 | 0 | 0 | 0 |
| Nov 24 | Car | L | S | 2 | 2 | 0 | 0.0 | 0.0 | 1 | 0 | 0 | 0 | 0 | 0 | 0 | 0 | 0 |
| Dec 1 | @ NYJ | W | S | 4 | 2 | 2 | 0.0 | 0.0 | 2 | 0 | 0 | 0 | 0 | 0 | 0 | 0 | 0 |
| Dec 8 | @ Pit | W | S | 3 | 3 | 0 | 1.0 | 2.0 | 1 | 0 | 0 | 0 | 0 | 1 | 0 | 0 | 0 |
| Dec 15 | NE | W | S | 3 | 3 | 0 | 1.0 | 7.0 | 5 | 1 | 0 | 0 | 0 | 0 | 0 | 0 | 0 |
| Dec 22 | @ Buf | L | S | 4 | 3 | 1 | 0.0 | 0.0 | 0 | 0 | 0 | 0 | 0 | 0 | 0 | 0 | 0 |
| Dec 29 | NYJ | L | S | 2 | 1 | 1 | 0.0 | 0.0 | 0 | 0 | 0 | 0 | 0 | 0 | 0 | 0 | 0 |
| Totals | | | | 15/15 | 37 | 29 | 8 | 8.5 | 56.0 | 21 | 8 | 0 | 0 | 0 | 2 | 1 | 0 |

2014 Miami Dolphins

| Date | Opp | W/L | P/S | Tot | Solo | Asst | Sk | - Yds | QBP | TFL | Int | - Yds | TD | PP | FF | FR | - Yds | SpT |
|---------|-------|-----|-----|-------|------|------|-----|-------|------|-----|-----|-------|----|----|----|----|-------|-----|
| Sept 7 | NE | W | S | 3 | 3 | 0 | 2.0 | 7.0 | 4 | 0 | 0 | 0 | 0 | 2 | 0 | 0 | 0 | 0 |
| Sept 14 | @ Buf | L | S | 1 | 0 | 1 | 0.0 | 0.0 | 0 | 0 | 0 | 0 | 0 | 0 | 0 | 0 | 0 | 0 |
| Sept 21 | KC | L | S | 3 | 3 | 0 | 0.0 | 0.0 | 0 | 1 | 0 | 0 | 0 | 0 | 0 | 0 | 0 | 0 |
| Sept 28 | @ Oak | W | S | 1 | 1 | 0 | 0.0 | 0.0 | 1 | 0 | 0 | 0 | 0 | 0 | 0 | 0 | 0 | 0 |
| Oct 12 | GB | L | S | 3 | 2 | 1 | 1.5 | 6.5 | 3 | 1 | 0 | 0 | 0 | 0 | 0 | 0 | 0 | 0 |
| Oct 19 | @ Chi | W | S | 1 | 1 | 0 | 1.0 | 8.0 | 1 | 0 | 0 | 0 | 0 | 1 | 1 | 1 | 1 | 0 |
| Oct 26 | @ Jax | W | S | 5 | 5 | 0 | 1.0 | 3.0 | 1 | 1 | 0 | 0 | 0 | 0 | 0 | 0 | 0 | 0 |
| Nov 2 | SD | W | S | 2 | 2 | 0 | 1.0 | 9.0 | 3 | 1 | 0 | 0 | 0 | 0 | 0 | 0 | 0 | 0 |
| Nov 9 | @ Det | L | S | 2 | 2 | 0 | 2.0 | 9.0 | 2 | 1 | 0 | 0 | 0 | 0 | 0 | 0 | 0 | 0 |
| Nov 13 | Buf | W | S | 2 | 1 | 1 | 0.0 | 0.0 | 1 | 0 | 0 | 0 | 0 | 0 | 0 | 0 | 0 | 0 |
| Nov 23 | @ Den | L | S | 3 | 3 | 0 | 0.0 | 0.0 | 0 | 0 | 0 | 0 | 0 | 0 | 0 | 0 | 0 | 0 |
| Dec 1 | @ NYJ | W | S | 3 | 2 | 1 | 1.0 | 8.0 | 2 | 1 | 0 | 0 | 0 | 0 | 0 | 0 | 0 | 0 |
| Dec 7 | Bal | L | S | 0 | 0 | 0 | 0.0 | 0.0 | 0 | 0 | 0 | 0 | 1 | 0 | 0 | 0 | 0 | 0 |
| Dec 14 | @ NE | L | S | 1 | 1 | 0 | 0.0 | 0.0 | 1 | 0 | 0 | 0 | 0 | 0 | 0 | 0 | 0 | 0 |
| Dec 21 | Min | W | S | 5 | 4 | 1 | 2.0 | 9.0 | 3 | 2 | 0 | 0 | 0 | 0 | 0 | 0 | 0 | 0 |
| Dec 28 | NYJ | L | S | 3 | 2 | 1 | 0.0 | 0.0 | 0 | 0 | 0 | 0 | 1 | 0 | 0 | 0 | 0 | 0 |
| Totals | | | | 16/16 | 38 | 32 | 6 | 11.5 | 59.5 | 22 | 8 | 0 | 0 | 3 | 3 | 1 | 1 | 0 |

2015 Miami Dolphins

| Date | Opp | W/L | P/S | Tot | Solo | Asst | Sk | - Yds | QBP | TFL | Int | - Yds | -TD | PP | FD | FR | - Yds | SpT |
|---------------|-------|------------|------------|---|----------|----------|------------|-------------|----------|----------|----------|----------|----------|----------|----------|----------|----------|----------|
| Sept 13 | @ Was | W | S | 0 | 0 | 0 | 0.0 | 0.0 | 0 | 0 | 0 | 0 | 0 | 0 | 0 | 0 | 0 | 0 |
| Sept 20 | @ Jax | L | S | 0 | 0 | 0 | 0.0 | 0.0 | 0 | 0 | 0 | 0 | 0 | 0 | 0 | 0 | 0 | 0 |
| Sept 27 | @ Buf | L | S | 1 | 0 | 1 | 0.0 | 0.0 | 1 | 0 | 0 | 0 | 0 | 0 | 0 | 0 | 0 | 0 |
| Oct 4 | NYJ | L | S | 0 | 0 | 0 | 0.0 | 0.0 | 0 | 0 | 0 | 0 | 0 | 0 | 0 | 0 | 0 | 0 |
| Oct 18 | @ Ten | W | S | 4 | 4 | 0 | 4.0 | 25.0 | 4 | 2 | 0 | 0 | 0 | 0 | 2 | 0 | 0 | 0 |
| Oct 25 | Hou | W | S | 2 | 2 | 0 | 2.0 | 7.0 | 1 | 0 | 0 | 0 | 0 | 1 | 2 | 0 | 0 | 0 |
| Oct 29 | @ NE | L | S | 2 | 1 | 1 | 1.0 | 7.0 | 1 | 1 | 0 | 0 | 0 | 0 | 0 | 0 | 0 | 0 |
| Nov 8 | @ Buf | | | Placed on injured reserve on Nov. 2, 2015 | | | | | | | | | | | | | | |
| Totals | | 3-4 | 7/7 | 9 | 7 | 2 | 7.0 | 39.0 | 7 | 3 | 0 | 0 | 0 | 1 | 4 | 0 | 0 | 0 |

2016 Miami Dolphins

| Date | Opp | W/L | P/S | Tot | Solo | Asst | Sk | - Yds | QBP | TFL | Int | - Yds | TD | PP | FR | - Yds | SPt | | | |
|----------|-------|-----|-----|------|-------|------|-----|-------|------|------|-----|-------|----|----|----|-------|-----|---|---|---|
| Sept 11 | @ Sea | L | p | 0 | 0 | 0 | 0.0 | 0.0 | 1 | 0 | 0 | 0 | 0 | 0 | 0 | 0 | 0 | | | |
| Sept 18 | @ NE | L | p | 0 | 0 | 0 | 0.0 | 0.0 | 0 | 0 | 0 | 0 | 0 | 0 | 0 | 0 | 0 | | | |
| Sept 25 | Cle | W | p | 2 | 1 | 1 | 1.0 | 7.0 | 1 | 0 | 0 | 0 | 0 | 0 | 1 | 0 | 0 | | | |
| Sept 29 | @ Cin | L | p | 0 | 0 | 0 | 0.0 | 0.0 | 0 | 0 | 0 | 0 | 0 | 0 | 0 | 0 | 0 | | | |
| Oct 9 | Ten | L | p | 2 | 2 | 0 | 0.0 | 0.0 | 0 | 0 | 0 | 0 | 0 | 0 | 0 | 0 | 0 | | | |
| Oct 16 | Pit | W | S | 2 | 1 | 1 | 0.5 | 4.5 | 2 | 0 | 0 | 0 | 0 | 0 | 0 | 0 | 0 | | | |
| Oct 23 | Buf | W | S | 2 | 1 | 1 | 1.5 | 8.0 | 2 | 1 | 0 | 0 | 0 | 0 | 0 | 0 | 0 | | | |
| Nov 6 | NYJ | W | S | 4 | 4 | 0 | 2.0 | 14.0 | 2 | 0 | 0 | 0 | 0 | 0 | 2 | 0 | 0 | | | |
| Nov 13 | @ SD | W | S | 3 | 2 | 1 | 1.5 | 7.0 | 2 | 1 | 0 | 0 | 0 | 0 | 0 | 0 | 0 | | | |
| Nov 20 | @ LAR | W | S | 2 | 2 | 0 | 1.0 | 9.0 | 2 | 1 | 0 | 0 | 0 | 0 | 0 | 0 | 0 | | | |
| Nov 27 | SF | W | S | 3 | 2 | 1 | 1.0 | 9.0 | 2 | 1 | 0 | 0 | 0 | 0 | 0 | 0 | 0 | | | |
| Dec 4 | @ Bal | L | S | 1 | 0 | 1 | 0.0 | 0.0 | 1 | 0 | 0 | 0 | 0 | 1 | 0 | 0 | 0 | | | |
| Dec 11 | Ari | W | S | 2 | 2 | 0 | 1.0 | 9.0 | 4 | 1 | 0 | 0 | 0 | 0 | 1 | 0 | 0 | | | |
| Dec 17 | @ NYJ | W | S | 2 | 2 | 0 | 1.0 | 11.0 | 3 | 0 | 1 | 12 | 0 | 1 | 1 | 0 | 0 | | | |
| Dec 24 | @ Buf | W | S | 3 | 2 | 1 | 1.0 | 12.0 | 1 | 1 | 0 | 0 | 0 | 0 | 0 | 0 | 0 | | | |
| Jan 1 | NE | L | S | 1 | 1 | 0 | 0.0 | 0.0 | 1 | 0 | 0 | 0 | 0 | 0 | 0 | 0 | 0 | | | |
| Totals | | | | 10-6 | 16/11 | 29 | 22 | 7 | 11.5 | 90.5 | 24 | 6 | 1 | 12 | 0 | 2 | 5 | 0 | 0 | 0 |
| Playoffs | | | | | | | | | | | | | | | | | | | | |
| Jan 8 | @ Pit | L | S | 6 | 3 | 3 | 0.0 | 0.0 | 1 | 0 | 0 | 0 | 0 | 0 | 0 | 0 | 0 | 0 | 0 | |
| Totals | | | | 0-1 | 1/1 | 6 | 3 | 3 | 0.0 | 0.0 | 1 | 0 | 0 | 0 | 0 | 0 | 0 | 0 | 0 | 0 |

2017 Miami Dolphins

| Date | Opp | W/L | P/S | Tot | Solo | Asst | Sk | - Yds | QBP | TFL | Int | - Yds | TD | PP | FR | - Yds | SpT |
|---------|-------|------|-------|-----|------|------|------|-------|-----|-----|-----|-------|----|----|----|-------|-----|
| Sept 17 | @ LAC | W | S | 2 | 2 | 0 | 0.0 | 0.0 | 0 | 0 | 0 | 0 | 0 | 0 | 0 | 0 | 0 |
| Sept 24 | @ NYJ | L | S | 4 | 3 | 1 | 1.0 | 11.0 | 2 | 2 | 0 | 0 | 0 | 0 | 0 | 0 | 0 |
| Oct 1 | NO | L | S | 3 | 3 | 0 | 1.0 | 7.0 | 2 | 3 | 0 | 0 | 0 | 0 | 0 | 0 | 0 |
| Oct 8 | Ten | W | S | 4 | 2 | 2 | 0.5 | 4.5 | 4 | 0 | 0 | 0 | 0 | 0 | 0 | 0 | 0 |
| Oct 15 | @ Atl | W | S | 2 | 2 | 0 | 1.0 | 4.0 | 2 | 1 | 0 | 0 | 0 | 0 | 0 | 0 | 0 |
| Oct 22 | NYJ | W | S | 4 | 3 | 1 | 2.5 | 24.0 | 3 | 2 | 0 | 0 | 0 | 0 | 0 | 0 | 0 |
| Oct 26 | @ Bal | L | S | 2 | 0 | 2 | 0.0 | 0.0 | 1 | 0 | 0 | 0 | 0 | 0 | 0 | 0 | 0 |
| Nov 5 | Oak | L | S | 1 | 1 | 0 | 0.0 | 0.0 | 1 | 0 | 0 | 0 | 0 | 0 | 0 | 0 | 0 |
| Nov 13 | @ Car | L | S | 1 | 0 | 1 | 0.0 | 0.0 | 0 | 0 | 0 | 0 | 0 | 0 | 0 | 0 | 0 |
| Nov 19 | TB | L | S | 3 | 3 | 0 | 1.0 | 7.0 | 2 | 1 | 0 | 0 | 0 | 0 | 0 | 0 | 0 |
| Nov 26 | @ NE | L | S | 3 | 3 | 0 | 1.0 | 6.0 | 5 | 1 | 0 | 0 | 0 | 0 | 0 | 0 | 0 |
| Dec 3 | Den | W | S | 0 | 0 | 0 | 0.0 | 0.0 | 0 | 0 | 0 | 0 | 0 | 0 | 0 | 0 | 0 |
| Dec 11 | NE | W | S | 0 | 0 | 0 | 0.0 | 0.0 | 1 | 0 | 0 | 0 | 0 | 0 | 0 | 0 | 0 |
| Dec 17 | @ Buf | L | S | 2 | 1 | 1 | 1.0 | 1.0 | 1 | 1 | 0 | 0 | 0 | 0 | 0 | 0 | 0 |
| Dec 24 | @ KC | L | S | 3 | 2 | 1 | 0.0 | 0.0 | 1 | 0 | 0 | 0 | 0 | 0 | 0 | 0 | 0 |
| Dec 31 | Buf | L | S | 2 | 1 | 1 | 1.5 | 7.5 | 2 | 1 | 0 | 0 | 0 | 0 | 0 | 0 | 0 |
| Totals | | 6-10 | 16/16 | 36 | 26 | 10 | 10.5 | 72.0 | 27 | 12 | 0 | 0 | 0 | 0 | 0 | 0 | 0 |

2018 Miami Dolphins

| Date | Opp | W/L | P/S | Tot | Solo | Asst | Sk | - Yds | QBP | TFL | Int - | Yds | TD | FF | FR - | Yds | SpT |
|---------|-------|-----|-------|-----|------|------|-----|-------|-----|-----|-------|-----|----|----|------|-----|-----|
| Sept 9 | Ten | W | S | 4 | 2 | 2 | 0.0 | 0.0 | 0 | 0 | 0 | 0 | 0 | 0 | 0 | 0 | 0 |
| Sept 16 | @ NYJ | W | S | 2 | 1 | 1 | 0.0 | 0.0 | 0 | 1 | 0 | 0 | 0 | 0 | 0 | 0 | 0 |
| Sept 23 | Oak | W | S | 3 | 1 | 2 | 1.0 | 8.0 | 2 | 0 | 0 | 0 | 0 | 0 | 0 | 0 | 0 |
| Sept 30 | @ NE | L | S | 3 | 0 | 3 | 0.0 | 0.0 | 1 | 0 | 0 | 0 | 0 | 0 | 0 | 0 | 0 |
| Oct 7 | @ Cin | L | IA | | | | | | | | | | | | | | |
| Oct 14 | Chi | W | IA | | | | | | | | | | | | | | |
| Oct 21 | Det | L | S | 0 | 0 | 0 | 0.0 | 0.0 | 0 | 0 | 0 | 0 | 0 | 0 | 0 | 0 | 0 |
| Oct 25 | @ Hou | L | S | 6 | 5 | 1 | 0.0 | 0.0 | 0 | 0 | 0 | 0 | 0 | 0 | 0 | 0 | 0 |
| Nov 4 | NYJ | W | S | 3 | 2 | 1 | 2.0 | 17.0 | 4 | 2 | 0 | 0 | 0 | 0 | 0 | 0 | 0 |
| Nov 11 | @ GB | L | S | 3 | 1 | 2 | 0.5 | 3.0 | 1 | 0 | 0 | 0 | 0 | 0 | 0 | 0 | 0 |
| Nov 25 | @ Ind | L | S | 1 | 1 | 0 | 1.0 | 10.0 | 3 | 0 | 0 | 0 | 0 | 0 | 1 | 0 | 0 |
| Dec 2 | Buf | W | S | 2 | 2 | 0 | 0.0 | 0.0 | 1 | 1 | 0 | 0 | 0 | 0 | 0 | 0 | 0 |
| Dec 9 | NE | W | S | 2 | 0 | 2 | 0.0 | 0.0 | 0 | 0 | 0 | 0 | 1 | 0 | 0 | 0 | 0 |
| Dec 16 | @ Min | L | S | 1 | 1 | 0 | 0.0 | 0.0 | 1 | 0 | 0 | 0 | 0 | 0 | 0 | 0 | 0 |
| Dec 23 | Jax | L | S | 2 | 1 | 1 | 1.5 | 10.0 | 3 | 1 | 0 | 0 | 0 | 0 | 0 | 0 | 0 |
| Dec 30 | @ Buf | L | S | 4 | 4 | 0 | 0.0 | 0.0 | 1 | 0 | 0 | 0 | 0 | 0 | 0 | 0 | 0 |
| Totals | | 7-9 | 14/14 | 36 | 21 | 15 | 6.0 | 48.0 | 17 | 5 | 0 | 0 | 0 | 1 | 1 | 0 | 0 |

2019 Tennessee Titans

| Date | Opp | W/L | P/S | Tot | Solo | Asst | Sk | - Yds | QBP | TFL | Int - | Yds | -TD | PD | FF | FR - | Yds | SpT |
|---------|-------|-----|-----|--|------|------|-----|-------|-----|-----|-------|-----|-----|----|----|------|-----|-----|
| Sept 8 | @ Cle | W | p | 3 | 2 | 1 | 2.5 | 20.5 | 1 | 0 | 0 | 0 | 0 | 0 | 0 | 0 | 0 | 0 |
| Sept 15 | Ind | L | p | 1 | 1 | 0 | 0.0 | 0.0 | 1 | 0 | 0 | 0 | 0 | 0 | 0 | 0 | 0 | 0 |
| Sept 19 | @ Jax | L | p | 0 | 0 | 0 | 0.0 | 0.0 | 0 | 0 | 0 | 0 | 0 | 0 | 0 | 0 | 0 | 0 |
| Sept 29 | @ Atl | W | p | 0 | 0 | 0 | 0.0 | 0.0 | 2 | 0 | 0 | 0 | 0 | 1 | 0 | 0 | 0 | 0 |
| Oct 6 | Buf | L | IA | | | | | | | | | | | | | | | |
| Oct 13 | @ Den | L | IA | | | | | | | | | | | | | | | |
| Oct 20 | LAC | W | p | 0 | 0 | 0 | 0.0 | 0.0 | 2 | 0 | 0 | 0 | 0 | 0 | 0 | 0 | 0 | 0 |
| Oct 27 | TB | W | p | 0 | 0 | 0 | 0.0 | 0.0 | 2 | 0 | 0 | 0 | 0 | 0 | 0 | 0 | 0 | 0 |
| Nov 3 | @ Car | L | p | 1 | 0 | 1 | 0.0 | 0.0 | 0 | 0 | 0 | 0 | 0 | 0 | 0 | 0 | 0 | 0 |
| Nov 10 | KC | W | p | 0 | 0 | 0 | 0.0 | 0.0 | 1 | 0 | 0 | 0 | 0 | 0 | 0 | 0 | 0 | 0 |
| Nov 24 | Jax | W | p | 0 | 0 | 0 | 0.0 | 0.0 | 2 | 0 | 0 | 0 | 0 | 0 | 0 | 0 | 0 | 0 |
| Dec 1 | @ Ind | | | Placed on injured reserve on Nov. 26, 2019 | | | | | | | | | | | | | | |
| Dec 8 | @ Oak | | | | | | | | | | | | | | | | | |
| Dec 15 | Hou | | | | | | | | | | | | | | | | | |
| Dec 22 | NO | | | | | | | | | | | | | | | | | |
| Dec 29 | @ Hou | | | | | | | | | | | | | | | | | |
| Totals | | 6-5 | 9/0 | 5 | 3 | 2 | 2.5 | 20.5 | 11 | 0 | 0 | 0 | 0 | 1 | 0 | 0 | 0 | 0 |

CAMERON WAKE'S NFL STATISTICS

REGULAR SEASON

| | | TACKLES | | | | | | | | | INTERCEPTIONS | | | | | FUMBLES | | | |
|-------------------|-----------|------------|------------|------------|------------|-----------|--------------|--------------|------------|-----------|---------------|-----------|-----------|----------|-----------|-----------|----------|----------|-----------|
| Year | Team | GP | GS | Tot | Solo | Asst | Sk | Yds | QBP | TFL | No | Yds | Lg | TD | PD | FF | FR | Yds | SpT |
| 2009 | Miami | 14 | 1 | 11 | 10 | 1 | 5.5 | 28.5 | 9 | 6 | 0 | 0 | 0 | 0 | 1 | 1 | 0 | 0 | 12 |
| 2010 | Miami | 16 | 16 | 57 | 48 | 9 | 14.0 | 89.5 | 26 | 21 | 0 | 0 | 0 | 0 | 4 | 3 | 0 | 0 | 0 |
| 2011 | Miami | 16 | 14 | 42 | 37 | 5 | 8.5 | 47.5 | 27 | 15 | 0 | 0 | 0 | 0 | 2 | 0 | 0 | 0 | 0 |
| 2012 | Miami | 16 | 16 | 53 | 38 | 15 | 15.0 | 92.0 | 33 | 13 | 0 | 0 | 0 | 0 | 1 | 3 | 0 | 0 | 0 |
| 2013 | Miami | 15 | 15 | 37 | 29 | 8 | 8.5 | 56.0 | 21 | 8 | 0 | 0 | 0 | 0 | 0 | 2 | 1 | 0 | 0 |
| 2014 | Miami | 16 | 16 | 38 | 32 | 6 | 11.5 | 59.5 | 22 | 8 | 0 | 0 | 0 | 0 | 3 | 3 | 1 | 0 | 0 |
| 2015 | Miami | 7 | 7 | 9 | 7 | 2 | 7.0 | 39.0 | 7 | 3 | 0 | 0 | 0 | 0 | 1 | 4 | 0 | 0 | 0 |
| 2016 | Miami | 16 | 11 | 29 | 22 | 7 | 11.5 | 90.5 | 24 | 6 | 1 | 12 | 12 | 0 | 2 | 5 | 0 | 0 | 0 |
| 2017 | Miami | 16 | 16 | 36 | 26 | 10 | 10.5 | 72.0 | 27 | 12 | 0 | 0 | 0 | 0 | 0 | 0 | 0 | 0 | 0 |
| 2018 | Miami | 14 | 14 | 36 | 21 | 15 | 6.0 | 48.0 | 17 | 5 | 0 | 0 | 0 | 0 | 1 | 1 | 0 | 0 | 0 |
| 2019 | Tennessee | 9 | 0 | 5 | 3 | 2 | 2.5 | 20.5 | 11 | 0 | 0 | 0 | 0 | 0 | 1 | 0 | 0 | 0 | 0 |
| NFL Totals | | 155 | 126 | 353 | 273 | 80 | 100.5 | 643.0 | 224 | 97 | 1 | 12 | 12 | 0 | 16 | 22 | 2 | 0 | 12 |

PLAYOFFS

| | | TACKLES | | | | | | | | | INTERCEPTIONS | | | | | FUMBLES | | | |
|-------------------|-------|----------|----------|----------|----------|----------|------------|------------|----------|----------|---------------|----------|----------|----------|----------|----------|----------|----------|----------|
| Year | Team | GP | GS | Tot | Solo | Asst | Sk | Yds | QBP | TFL | No | Yds | Lg | TD | PD | FF | FR | Yds | SpT |
| 2016 | Miami | 1 | 1 | 6 | 3 | 3 | 0.0 | 0.0 | 0 | 0 | 0 | 0 | 0 | 0 | 0 | 0 | 0 | 0 | 0 |
| NFL Totals | | 1 | 1 | 6 | 3 | 3 | 0.0 | 0.0 | 0 | 0 | 0 | 0 | 0 | 0 | 0 | 0 | 0 | 0 | 0 |

Single-Game Highs

Tackles - 8 at Baltimore (11/7/10)

Sacks - 4.5 at Arizona (9/30/12)

Interceptions - 1 at N.Y. Jets (12/17/16)

Forced Fumble - 2 (Four times, last vs. N.Y. Jets 11/6/16)

Fumble Recovery - 1 (Twice, last at Chicago 10/19/14)

Passes Defensed - 2 at Buffalo (9/12/10)

Playoff Single-Game Highs

Tackles - 6 at Pittsburgh (1/8/17)

Additional Statistics

Safety - 1 (2013)



82 DELANIE WALKER

TIGHT END • 6'2" • 248 LBS • COLLEGE: CENTRAL MISSOURI

ACQUIRED: UNRESTRICTED FREE AGENT (SF) - 2013

NFL EXPERIENCE (NFL/TITANS): 14/7 • HOMETOWN: POMONA, CALIF.

GAMES PLAYED/GAMES STARTED: 183/100 (PLAYOFFS: 6/4)



Captain: 2015, 2016, 2017, 2018



Pro Bowl: 2015, 2016, 2017



Community Man of the Year: 2013 (TEN), 2015 (TEN)

PRO: The Titans targeted Delanie Walker early in the 2013 free agency period to bring physicality, versatility and leadership to the offense. He has delivered that and more, becoming one of the NFL's top play-making tight ends. The tight end brings a unique element to the offense and poses match-up problems for defenses with his ability to line up in the backfield, on the line, in the slot and as a wideout. The 6-foot-2-inch, 248-pounder spent the first seven years of his career with the San Francisco 49ers after being selected in the sixth round of the 2006 NFL Draft. His first five seasons in Tennessee arguably resulted in the best five-year stretch in franchise history by a player at his position. During that time period, his 356 receptions and 4,156 receiving yards (to go with 26 touchdowns) set a franchise high for a tight end in any consecutive five-year period. During that timespan, his reception total led all NFL tight ends and his yardage total ranked third among all NFL tight ends. In 2015, he set the single-season franchise records among tight ends with 94 receptions and 1,088 receiving yards, leading to his first career Pro Bowl invitation.

CAREER HIGHLIGHTS:

- During his first five seasons with the Titans (2013-2017), Walker led all NFL tight ends with 356 receptions and ranked third in the NFL with 4,156 yards.
- In 2017, Walker was named to his third consecutive Pro Bowl after leading the team with 74 receptions and 807 receiving yards. He earned Offensive MVP honors in the Pro Bowl after catching two touchdown passes, including an 18-yard, game-winning score late in the fourth quarter.
- In 2016, Walker was named to his second consecutive Pro Bowl after tying for the team lead with 65 receptions and finishing second on the squad with 800 receiving yards and a career-high seven receiving touchdowns.
- In 2015, Walker was named to his first Pro Bowl. He set new team records among tight ends with 94 receptions and 1,088 receiving yards, and he caught six touchdown passes for the second time in three years (2013). He broke his own receiving yardage record (890 in 2014) and Frank Wycheck's reception record (70 in 1998 and 2000) for franchise tight ends.
- On the team's all-time single-season receptions list, regardless of position, Walker tied wide receiver Kendall Wright (94 receptions in 2013) for the fifth-highest total in 2015. Walker's 94 receptions tied Jason Witten (94 catches in 2009 and 2010) for the 10th-highest total in NFL history by a tight end.
- In 2014, Walker's team-leading 890 receiving yards set a career high and marked the highest total in franchise history by a tight end, eclipsing Frank Wycheck's 768 receiving yards in 1998. Walker's 63 receptions in 2014 also led the team, set a career high, and tied for fourth in team annals.
- In 2013, Walker's first season in Tennessee, he totaled 60 receptions for 571 yards and six touchdowns, setting career highs in all three categories. Also, he became the only tight end in franchise history other than Titans Ring of Honor member Frank Wycheck (1997-2001) to reach 60 receptions in a single season. Walker's six touchdown receptions tied for fourth place in franchise history among tight ends and were the most since Wycheck's six in 1996.
- In 2012, Walker played an integral role in the 49ers' second consecutive playoff season, as he teamed with Vernon Davis to form one of the NFL's top tight-end duos. He saw action in all 16 regular-season games with four starts and set a career high with 344 yards and three touchdowns (matched career high) on 21 receptions. His average of 16.4 yards per catch was the highest among all NFL tight ends with 20 or more catches.
- During the 2012 playoffs, Walker appeared in all three games and started

in Super Bowl XLVII. In the Super Bowl, he recorded three receptions for 48 yards.

- In 2010, he played in 14 games with eight starts and tallied a then-career-best 29 receptions for 331 yards.

TITANS TIDBITS:

- Walker was named the Tennessee Titans Community Man of the Year in 2013 and 2015, due in large part to his tireless work with Mothers Against Drunk Driving. He teamed with MADD to help raise awareness of the dangers of drinking and driving after losing his aunt and uncle in a horrific accident near New Orleans after Super Bowl XLVII. The morning after San Francisco's loss to Baltimore at the Superdome, an alleged drunk driver killed Alice and Bryan Young only hours after Walker hugged Alice and Bryan at the team's postgame party. In addition to his work with MADD, Walker is an ambassador with the Tennessee Governor's Highway Safety Office's "Booze It and Lose It" campaign.
- In April 2017, Walker took part in an eight-day overseas trip to the Middle East to visit U.S. servicemen and women as part of a United Service Organization tour. The group was on their USO tour, and visiting an Army base in Kuwait, when Syrian president Bashar al-Assad launched a chemical attack against civilians in his country on April 4. The NFL players traveled to another region in the Middle East the following day, unsure if their scheduled visit with Marines and Air Force airmen would be allowed to proceed. The group was eventually cleared for the visit, but before they could leave one base, military police boarded their bus and forced the players to delete any pictures and videos taken at the base from their cameras and cell phones.
- In 2014, Walker established the Delanie Walker Gives Back Foundation (delaniewalker.org) to provide inner city and low-income children with the educational opportunities and resources to reach their full potential and beat the odds.
- During the 2016 offseason, Walker spearheaded a benefit dinner and auction for his foundation called "Carving It Up with Delanie Walker." He also launched "Delanie Walker's Imagination Station" at Fall-Hamilton Elementary School in collaboration with Scholastic Book Fairs to provide a new fully-furnished reading room for students.
- Walker was one of five finalists for the NFL's 2015 Byron "Whizzer" White Award, which recognizes community service.
- During the 2015 and 2016 offseasons, the Delanie Walker Gives Back Foundation hosted a Celebrity Go-Karting Challenge, raising more than \$75,000 to benefit the foundation. Walker launched the non-profit to provide inner-city and low-income children with the educational opportunities and resources to reach their full potential and beat the odds. Proceeds from the go-karting event will help fund community outreach programs such as Back to School COOL, Delanie's Imagination Stations, and College Bound. Walker's offseason also includes hosting a youth football camp.
- Over the years, Walker has owned quite a selection of cars, ranging from classics to newer models. His collection has included a 1964 Chevy Impala, 1972 Buick Skylark, 1989 Camaro IROC-Z28 and 2010 F250 truck. Walker's passion for cars can be traced back to his childhood, where he would spend countless hours refurbishing old autos with the help of his friend's father, who was a mechanic. "Growing up we didn't have much money, so we would buy cars from the junkyard and fix them up. We'd spend all day taking off parts and replacing them, just like new. The most important lesson I learned was 'the way you take it off is the way you put it back on.'" Walker admits that cars these days have become more advanced and that he is only comfortable working on models that are pre-

1990. After his playing days are over, he envisions owning a car restoration shop.

- Having grown up in a tough neighborhood, Walker knows first-hand how difficult it is to overcome obstacles in order to achieve one's goals. During his time in San Francisco, he visited delinquent youths across the Bay Area, making it a point to share his story and give positive reinforcement to those who can relate to him. "It's very important that people know about what I've been through. You can grow up in the worst neighborhood and still make it to the NFL. That's why I want kids, especially in the Bay Area, to understand that you can overcome those situations, because I did."
- For a 248-pound tight end, Walker makes a lot of tacklers miss. His speed on the field can be linked to his success on the track as a high school senior. Despite lettering only one year, he won the Division III 100m (10.6) and long jump (21-5) titles, while also serving as a member of the winning 4x100m relay team at the 2002 Miramonte League Meet. Delanie's younger brother, Anthony, competed in the 400m and 4x400m at the collegiate level, and has his hopes set on making the Olympic team one day.
- On Feb. 14, 2015, Walker was inducted into the Central Missouri Athletic Hall of Fame.

CAREER TRANSACTIONS:

- The Pomona, Calif., native was selected by the 49ers in the sixth round (175th overall) of the 2006 NFL Draft.
- Signed by the Titans as an unrestricted free agent on March 14, 2013.

SEASON RECAPS:

2019 (7/4 - Tennessee): Played in seven games with four starts at tight end and collected 21 receptions for 215 yards with two touchdowns. Was inactive for four games before being placed on injured reserve on Nov. 27, 2019. Led the team in receptions three times in 2019 (at CLE, vs. IND, at JAX). Led the team in receiving yards once in 2019 (vs. IND). Became the franchise leader in touchdown receptions from a tight end (28) with two receiving scores at Cleveland (9/8/19). Collected his 500th career reception at Atlanta (9/29/19). Posted his 100th career start at Denver (10/13/19).

- At Cleveland (9/8), returned to the lineup as a starter at tight end and led the team with five catches for 55 yards and two touchdowns. With two touchdown receptions—his 27th and 28th with the franchise—surpassed Frank Wycheck (27 touchdown receptions) for the most in franchise history among tight ends. Gave the Titans a 29-13 advantage with an 11-yard touchdown catch early in the fourth quarter. Got open for a seven-yard touchdown and a 36-13 lead in the final quarter.
- Against Indianapolis (9/15), started at tight end and led the team with four receptions and 39 receiving yards. Extended the Titans' initial touchdown drive with an eight-yard catch on third-and-two in the opening quarter.
- At Jacksonville (9/19), played as a reserve at tight end and led the team with seven catches for 64 yards. Kickstarted the Titans' touchdown drive with a 29-yard catch over the middle in the fourth quarter.
- At Atlanta (9/29), played as a reserve at tight end and hauled in his 500th career reception, a four-yard catch, in the first quarter.
- Against Buffalo (10/6), started at tight end and caught one pass for 10 yards.
- At Denver (10/13), made his 100th career start at tight end and snared three passes for 43 yards.
- Against L.A. Chargers (10/20), played as a reserve at tight end before leaving the game in the first quarter with an injury. Did not catch a pass snapping his streak of 83 consecutive games played with a reception.
- Against Tampa Bay (10/27), was inactive.
- At Carolina (11/3), was inactive.
- Against Kansas City (11/10), was inactive.
- Against Jacksonville (11/24), was inactive.

2018 (1/1 - Tennessee): Started at tight end in the season opener and registered four catches for 52 yards. Placed on injured reserve on Sept. 10, 2018.

- At Miami (9/9), started at tight end and grabbed four receptions for 52 yards before leaving the game in the fourth quarter with an injury.

2017 (16/11, 2/2 - Tennessee): Named to his third consecutive Pro Bowl and won Offensive MVP honors after catching four passes for 29 yards and two touchdowns. Played in all 16 games with 11 starts at tight end and led the team with 74 receptions and 807 receiving yards. Ranked second on the squad with three receiving touchdowns. Started at tight end in both postseason contests and tied for the team lead with nine receptions

for a team-best 123 yards. Reached the 800-yard receiving mark for the fourth consecutive season while no other tight end in franchise history has a single 800-yard receiving season. Reached the 5,000-yard career receiving mark at Houston (10/1/17). Became the 10th player in franchise history to record 300 receptions at Houston (10/1/17). Moved into sole possession of ninth place on the team's all-time receptions list at Cleveland (10/22/17), passing former Titans wide receiver Nate Washington (307). Recorded his 323rd reception as a member of the Titans against Cincinnati (11/12/17), passing former Oilers wide receiver Curtis Duncan (322) for eighth place on the franchise's all-time receptions list. Registered his first career rushing touchdown at Jacksonville (9/17/17). Registered his fifth consecutive seasons with at least 60 receptions, becoming only the fourth player and second tight end in franchise history to accomplish the feat. Led or tied for the team lead in receptions 12 times in 2017 (vs. OAK, at JAX, at HOU, at CLE, vs. BAL, vs. CIN, at PIT, at IND, vs. HOU, at ARZ, vs. JAX, at KC). Led the team in receiving yards nine times in 2017 (vs. OAK, at JAX, at HOU, at CLE, vs. BAL, vs. CIN, at IND, vs. HOU, at KC).

- Against Oakland (9/10), started at tight end and led the team with seven receptions and 76 receiving yards. Both totals were the best of Walker's career in a Week 1 performance. Delivered a punishing block during Marcus Mariota's 10-yard touchdown run off left end with 6:58 remaining in the first quarter. Extended the Titans' second scoring drive with a 10-yard grab on third-and-six in the second stanza.
- At Jacksonville (9/17), played as a reserve at tight end and led the team with four receptions and 61 receiving yards. Scored his first career rushing touchdown on his lone carry. Kept the Titans' opening scoring drive alive with a eight-yard grab on third-and-six in the first quarter. Extended the Titans' third scoring drive with a 19-yard catch on third-and-11 in the third stanza. Increased the Titans lead to 23-3 with a one-yard touchdown run on a jet sweep with 2:49 left to play in the third quarter.
- At Houston (10/1), started at tight end and tied for the team lead with three receptions for a team-best 51 receiving yards. Set up the Titans' opening touchdown with a 21-yard reception in the second quarter. On a 21-yard reception, he reached the 5,000-yard career receiving mark. Became the 10th player in franchise history to reach 300 receptions with the Titans.
- At Cleveland (10/22), started at tight end and led the team with seven catches and 63 receiving yards. With his first reception of the game, he moved into sole possession of ninth place on the team's all-time receptions list, passing former Titans wide receiver Nate Washington (307). Extended the Titans' second scoring drive with a seven-yard reception on third-and-five in the second quarter.
- Against Baltimore (11/5), played as a reserve at tight end and led the team with five receptions and 71 receiving yards. Helped set up the Titans' game-winning touchdown with a 25-yard reception over the middle in the fourth quarter.
- Against Cincinnati (11/12), started at tight end and led the team with six catches and 63 receiving yards. Extended the Titans' opening touchdown drive with a six-yard catch on third-and-four in the first quarter. On his fourth catch of the day, recorded his 323rd reception as a member of the Titans, passing former Oilers wide receiver Curtis Duncan (322) for eighth place on the franchise's all-time receptions list.
- At Indianapolis (11/26), played as a reserve at tight end and tied for the team lead with four receptions for a team-high 63 receiving yards and a touchdown. On his first reception of the game, a 14-yarder, became the sixth player in franchise history to record 50 receptions in at least five different seasons and only the fifth to do so in five consecutive seasons. Set up the Titans' second field goal with a 37-yard reception in the first quarter. Cut the Colts' lead to 16-13 with a two-yard touchdown grab late in the third quarter.
- Against Houston (12/3), started at tight end and led the team with five receptions and 63 receiving yards with a touchdown. Extended the Titans' second touchdown drive with a 18-yard catch along the sideline on third-and-eight in the third stanza. Gave the Titans a 17-10 lead with a 24-yard touchdown grab late in the third quarter. Recorded his 25th touchdown reception in a Titans uniform and in doing so, he tied former Titans wide receiver Drew Bennett (25) for the 10th place on the franchise's all-time list for career touchdown receptions. Extended his streak to 79 consecutive individual games with at least one reception, dating back to his final seven games with the San Francisco 49ers in 2012. It was also his 72nd game as a member of the Titans with at least one catch and put him ahead of former wide receiver Nate Washington (71 consecutive games) for the fifth-longest such streak in franchise history.
- At San Francisco (12/17), started at tight end and hauled in five receptions for 37 yards with a touchdown. Cut the 49ers' lead to 16-10 with a four-yard touchdown catch in the back of the end zone with 29 seconds left to play

in the first half. It also was his 26th touchdown catch as a member of the Titans, which surpassed former wide receiver Drew Bennett's career total (25) for 10th place on the franchise's all-time touchdown receptions list.

- Against Jacksonville (12/31), played as a reserve at tight end in his 175th career regular season game and tied for the team lead with three catches for 19 yards.

- At Kansas City (1/6), started at tight end and led the team with six catches for 74 yards. Kept the Titans' second touchdown drive alive with a 14-yard catch on third-and-10 on the final play of the third quarter. Converted a critical third down with a nine-yard grab on third-and-three during the Titans' game-winning touchdown drive in the fourth quarter.

2016 (15/9 - Tennessee): Named to the Pro Bowl. Played in 15 games with nine starts at tight end. Tied for the team lead with 65 receptions and finished second on the squad with 800 receiving yards. Ranked second on the club with a career-high seven receiving touchdowns. Was inactive in one game. Has four career 100-yard receiving performances, including one in 2016 (vs. GB). Led the team in receiving yards five times in 2016 (at DET, at MIA, vs. IND, vs. GB, vs. DEN). Led or tied for the team lead in receptions six times in 2016 (at MIA, vs. IND, vs. JAX, vs. GB, vs. DEN, at KC).

- At Detroit (9/18), saw significant action as a reserve at tight end and led the team with 83 receiving yards on six catches including a touchdown. Hauled in a 32-yard catch over the middle in the first quarter. Cut the Lions' lead to 15-10 with a 30-yard touchdown grab on the first play of the fourth quarter. With the touchdown reception, his 17th as a member of the Titans, he tied Dave Casper for fourth place on the franchise's touchdown receptions list among tight ends.

- At Houston (10/2), started at tight end and grabbed two receptions for 34 yards. Set up the Titans' first field goal with his 350th career reception, a 24-yard catch to the Texans' 35-yard line in the first quarter.

- At Miami (10/9), played as a reserve at tight end and tied for the team lead with five catches for a team-best 66 receiving yards with a touchdown. Kickstarted the Titans' first touchdown drive with a 29-yard reception over the middle in the first quarter. Gave the Titans a 21-14 halftime lead with a 20-yard touchdown reception with 47 seconds remaining in the first half. It marked his 18th touchdown in a Titans uniform, which moved him past Dave Casper (17) for fourth in franchise history among tight ends.

- Against Indianapolis (10/23), started at tight end in his 150th career regular season game and led the team with seven receptions and 84 receiving yards with a touchdown. Extended the Titans' opening touchdown drive with a 14-yard grab on third-and-three in the first quarter. Set up the Titans' second touchdown by drawing a 27-yard pass interference penalty at the Colts' two-yard line late in the second quarter. Evened the score at 20-20 with a seven-yard touchdown catch on third-and-seven with 12:39 left to play in the fourth quarter. Converted a third-and-six with a leaping 26-yard reception during the Titans' final scoring drive in the fourth quarter.

- Against Jacksonville (10/27), started at tight end and tied for the team lead with four receptions for 75 yards.

- At San Diego (11/6), started at tight end and snared five receptions for 42 yards with a touchdown. Kickstarted the Titans' first touchdown drive with a 20-yard catch down the left sideline in the second quarter. Cut the Chargers' lead to 33-28 with an eight-yard touchdown grab with 9:51 left to play in the fourth quarter.

- Against Green Bay (11/13), played as a reserve at tight end and led the team with nine receptions for 124 yards with a touchdown. Set up the Titans' second touchdown with a 41-yard catch-and-run down the right sideline in the first quarter. Gave the Titans a 14-0 lead by hauling in a 10-yard touchdown pass from DeMarco Murray on a halfback pass with 6:58 remaining in the first quarter. Converted a pair of third downs during the Titans' third touchdown drive: a 14-yard reception on third-and-seven and a 19-yard catch on third-and-three.

- At Chicago (11/27), saw significant action as a reserve at tight end and snagged three receptions for 50 yards with a touchdown. Set up the Titans' opening touchdown with a 38-yard grab over the middle late in the opening stanza. Kept the Titans' initial touchdown drive alive with an eight-yard reception on third-and-six in the first quarter. Gave the Titans a 14-7 lead with a four-yard touchdown grab on third-and-goal in the second quarter.

- At Kansas City (12/18), played as a reserve at tight end and led the team with six receptions for 55 yards. Converted a pair of third downs during the Titans' final touchdown drive: a 16-yard catch on third-and-five and a 14-yard reception on third-and-10 in the fourth quarter. Set up the Titans' game-winning field goal by hauling in a 15-yard reception on third-and-four late in the fourth quarter.

- At Jacksonville (12/24), started at tight end and hauled in three receptions

for 23 yards with a touchdown. Set a new career high with his seventh touchdown reception on a 14-yard toss from Matt Cassel on third-and-eight with 8:42 left to play in the final quarter.

2015 (15/10 - Tennessee): Named to the Pro Bowl. Played in 15 games with 10 starts at tight end. Led the team, all NFL tight ends and ranked ninth in the NFL with a career-high 94 receptions. Led the team and ranked tied for 11th in the AFC with a career-best 1,088 receiving yards. Led the team and tied a career-high with six receiving touchdowns. Set the franchise record for tight ends with 94 catches and 1,088 receiving yards. Became the ninth tight end in NFL history to reach 90 receptions in a season, and those nine players have produced 17 total 90-catch seasons. Was inactive for one contest. His receiving yardage total of 1,978 yards from 2014-15 is the highest two-year total in franchise history by a tight end. Posted one of his three career 100-yard receiving performances (at JAX). Led or tied for the team lead in receptions 12 times in 2015 (vs. IND, vs. BUF, vs. MIA, vs. ATL, at HOU, at NO, at JAX, vs. OAK, vs. JAX, at NYJ, vs. HOU, at IND). Led the team in receiving yards nine times (vs. MIA, vs. ATL, at HOU, at NO, vs. CAR, at JAX, vs. OAK, at NYJ, at IND). Collected a career-high two receiving touchdowns at New Orleans (11/8/15) and at New England (12/20/15).

- At Tampa Bay (9/13), started at tight end and caught three passes for 43 yards with a touchdown before leaving the game in the third quarter with an injury. Extended the Titans' opening touchdown drive with a 22-yard grab on third-and-10 in the first quarter. Gave the Titans a 35-7 advantage with a one-yard touchdown catch on third-and-one with 48 seconds remaining in the first half.

- Against Indianapolis (9/27), started at tight end and tied for the team lead with seven receptions for 68 yards. In the second quarter, his first reception of the game (six yards) gave him his 250th career NFL reception. Extended the Titans' first touchdown drive with a 19-yard reception on third-and-13 in the second stanza. Walker passed the 3,000-yard receiving mark for his career with the catch. Kept the Titans' final touchdown drive alive with a 13-yard catch on third-and-10 in the fourth quarter.

- Against Miami (10/18), led the team with eight receptions and 97 receiving yards.

- Against Atlanta (10/25), started at tight end and led the team with seven catches and 55 receiving yards. With an eight-yard reception in the third quarter, became the fifth tight end in franchise history to reach 150 catches with the club.

- At Houston (11/1), played as a reserve at tight end and led the team with six receptions and 62 receiving yards. Extended the Titans' opening scoring drive with a six-yard reception on third-and-one in the first quarter.

- At New Orleans (11/8), played as a reserve at tight end and led the team with seven receptions, 95 receiving yards and two touchdowns. Cut the Saints' lead to 14-10 by hauling in a deflected pass from Marcus Mariota and racing 61 yards for a touchdown with a minute left to play in the opening stanza. Got open in the back of the end zone and hauled in a two-yard touchdown pass with 8:08 remaining in the second quarter. Snared a two-point conversion to even the score at 28-28 with 7:06 left to play in the fourth quarter.

- Against Carolina (11/15), started at tight end and led the team with 52 receiving yards on three receptions. Extended the Titans' first touchdown drive with a 21-yard catch on third-and-12 in the first quarter.

- At Jacksonville (11/19), started at tight end and led the team with eight receptions and 109 receiving yards.

- Against Oakland (11/29), started at tight end and led the team with six receptions and 91 receiving yards. Kickstarted the Titans' first touchdown drive with a 36-yard grab in the first quarter, which also was the 300th reception of his 10-year career.

- Against Jacksonville (12/6), led the team with eight catches for 92 yards with a touchdown. Extended the Titans' second touchdown drive with a 29-yard reception on third-and-seven in the second quarter. Increased the Titans' lead to 14-6 with a seven-yard touchdown catch on third-and-seven in the second stanza.

- At N.Y. Jets (12/13), started at tight end and led the team with seven receptions and 71 receiving yards. In the fourth quarter, recorded his fourth reception of the game and on the catch—his 71st of the season—he broke Frank Wycheck's franchise record for the most receptions in a season by a tight end.

- At New England (12/20), started at tight end and caught two passes for 64 yards with two touchdowns. Hauled in a seven-yard touchdown pass from Zach Mettenberger with 10:05 left to play in the third quarter. Collected his second touchdown of the afternoon with a 57-yard catch-and-run rumble down the right sideline with 6:52 left to play in the fourth quarter.

On a 57-yard touchdown reception, broke his own franchise record for the most receiving yards in a season by a tight end.

- Against Houston (12/27), played as a reserve at tight end and led the team with nine catches for 59 yards. In the first quarter, caught his 200th reception as a member of the Titans.
- At Indianapolis (1/3), started at tight end and led the team with nine catches and 94 receiving yards. Rushed once for 36 yards. With a 13-yard catch in the first quarter, became the first tight end in franchise history to reach 1,000 receiving yards in a season. Extended the Titans' second touchdown drive with a 17-yard catch on third-and-seven in the second quarter. On the next play, took a handoff on a reverse and scampered for 36 yards down the right sideline in the second stanza. Extended the Titans' scoring drive in the third quarter with an 11-yard reception on third-and-one. Kept the Titans' fourth-quarter touchdown drive alive with a nine-yard catch on third-and-four.

2014 (15/14 - Tennessee): Played in 15 games with 14 starts at tight end and led the team with a career-high 63 receptions. Led the team and ranked second among AFC tight ends with a career-best 890 receiving yards, which is a franchise single-season record for tight ends. Ranked second on the team with four receiving touchdowns. Was inactive for one contest. Led or tied for the team lead in receptions five times in 2014 (vs. DAL, at IND, vs. HOU, at PHI, vs. IND). Led the team in receiving yards five times in 2014 (vs. DAL, at CIN, at IND, at PHI, vs. IND). Tied a career-high with 10 receptions against Dallas (9/14/14). Set a career-best with 155 receiving yards at Philadelphia (11/23/14). Posted two 100-yard receiving performances (vs. DAL, at PHI). With a 12-yard catch in the second quarter at Cincinnati (9/21/14), reached 200 career receptions.

- At Kansas City (9/7), hauled in three receptions for 37 yards with a touchdown. Gave the Titans a 7-3 lead with a leaping five-yard touchdown grab in the back of the end zone with 3:31 left to play in the second quarter.
- Against Dallas (9/14), led the team with a then-career-best 142 receiving yards, while tying a career-high with a team-high 10 receptions and a touchdown. In addition to setting a then-career high, Walker's 142 receiving yards qualified as the third-highest total in franchise history by a tight end. Cut the Cowboys' lead to 16-10 with a career-long 61-yard touchdown catch-and-run on third-and-three with 7:45 remaining in the third quarter.
- At Cincinnati (9/21), led the team with 54 receiving yards on four catches. With a 12-yard catch in the second quarter, reached 200 career receptions.
- At Indianapolis (9/28), tied for the team lead with five receptions for a team-best 84 receiving yards and a touchdown. Kickstarted the Titans' first scoring drive with a 31-yard reception in the second quarter. Cut the Colts lead to 20-10 with an acrobatic seven-yard touchdown reception in the back of the end zone with 17 seconds left to play in the first half.
- Against Jacksonville (10/12), snared three receptions for 57 yards. Extended the Titans' first scoring drive with an 18-yard grab on third-and-one in the first stanza. Kickstarted the Titans' touchdown drive with a 37-yard grab in the second quarter.
- Against Houston (10/26), tied for the team lead with four receptions for 37 yards with a touchdown. Got the Titans in the end zone with a six-yard touchdown catch with 2:12 left to play in the third quarter.
- At Baltimore (11/9), hauled in three receptions for 37 yards before leaving the game in the second quarter with an injury. Converted two third downs with a 15-yard reception on third-and-nine and a 17-yard grab on third-and-seven during the opening drive of the game.
- Against Pittsburgh (11/17), was inactive.
- At Philadelphia (11/23), led the team with five receptions for a career-high 155 receiving yards which is the second-highest receiving yardage total by a tight end in franchise history. Set up the Titans second touchdown with a 68-yard catch-and-run reception in the second stanza. Extended the Titans' third scoring drive with a 21-yard reception on third-and-two in the second quarter. Kickstarted the Titans' final touchdown drive with a 27-yard catch down to the Eagles' 10-yard line in the final quarter.
- Against N.Y. Jets (12/14), collected four receptions for 93 yards and in the process set a new single-season franchise record for receiving yards by a tight end.
- Against Indianapolis (12/28), started at tight end and led the team with seven receptions and 43 receiving yards.

2013 (15/11 - Tennessee): Played in 15 games with 11 starts in his first season with the Titans and led the team with a career-high six receiving touchdowns. Ranked second on the team with a career-high 60 receptions and third on the squad with 571 receiving yards. Became just the second franchise tight end (Frank Wycheck) to amass 60 receptions in a season.

Led the team in receptions once in 2013 (vs. IND). Led the team in receiving yards once in 2013 (vs. IND). Set career-highs with 10 receptions and 91 receiving yards against Indianapolis (11/14/13). Went over the 2,000-yard career receiving mark at Jacksonville (12/22/13).

- At Pittsburgh (9/8), made his Titans debut and caught three passes for 40 yards. Extended the Titans' second scoring drive with a 25-yard reception on third-and-15 in the third quarter. Drew a 24-yard pass interference penalty deep in Steelers' territory in the fourth quarter.
- At Houston (9/15), gave the Titans a 17-16 lead with a 10-yard touchdown pass from Jake Locker with 6:37 left to play in the fourth quarter.
- Against San Diego (9/22), made his first start in a Titans uniform and caught five passes for 49 yards. Helped block for Titans' rushers to gain 170 yards on the ground. Kickstarted the Titans' initial touchdown drive with a 17-yard grab in the second quarter.
- Against N.Y. Jets (9/29), got the Titans on the scoreboard with a one-yard touchdown reception on third-and-goal with 11:57 left to play in the first quarter.
- Against San Francisco (10/20), caught three passes for 52 yards with a touchdown. Snared a 26-yard touchdown pass with 3:17 left to play in the fourth quarter.
- Against Jacksonville (11/10), snared four receptions for 62 yards with a touchdown. Extended the Titans' final touchdown drive with a 33-yard grab on third-and-10 late in the fourth quarter. Got open in the end zone for a 14-yard touchdown with 40 seconds remaining in the game.
- Against Indianapolis (11/14), led the team with career-highs in receptions (10) and receiving yards (91), while adding a touchdown catch. Extended the Titans' initial touchdown drive with a 12-yard grab on third-and-one in the opening stanza. Kept the Titans' second touchdown drive alive with a 14-yard catch on third-and-seven in the first quarter. Converted a third-and-nine with an 18-yard reception during the Titans' scoring drive early in the final stanza. Got open and hauled in a 19-yard touchdown pass with 1:54 left to play in the game.
- At Indianapolis (12/1), snared one reception for five yards before leaving the game in the first quarter with an injury.
- Against Arizona (12/15), snared eight catches for 53 yards with a touchdown. Helped set up the Titans' first touchdown with a 22-yard reception to the Cardinals' 33-yard line in the first quarter. Made the score 17-13 with a one-yard touchdown catch on a play-action fake with 6:16 left to play in the third quarter.

2012 (16/4, 3/1 - San Francisco): Appeared in all 16 games with four starts and compiled 21 receptions. Set a single-season career-high with 344 receiving yards and tied a career best with three receiving touchdowns. Appeared in all three postseason contests with a start and posted five receptions for 85 yards. Tallied four special teams tackles in the postseason, tying for the team lead (Michael Wilhoite).

- Against Seattle (10/18), hauled in his first touchdown of the season and the sixth of his career on an 11-yard pass from Alex Smith.
- At New England (12/16), recorded two receptions for 34 yards and a touchdown from Colin Kaepernick. Walker also recovered the Patriots onside kick attempt late in the fourth quarter to seal the victory.
- At Seattle (12/23), caught an 18-yard touchdown pass from Colin Kaepernick in the fourth quarter, giving him three receiving touchdowns in 2012, tying a career high (3 - 2011). He finished the game with four receptions for 54 yards.
- Against Baltimore (2/3), led the team with three special teams tackles in Super Bowl XLVII.

2011 (15/7, 1/1 - San Francisco): Appeared in 15 games with seven starts and caught 19 passes for 198 yards with three touchdowns. Started the playoff contest and caught two passes for 36 yards, including a long reception of 29 yards.

- Against Seattle (9/11), led team with three special teams tackles.
- Against Dallas (9/18), hauled in a 29-yard touchdown pass to record his third career score and first since at Carolina (12/2/07).
- Against Tampa Bay (10/9), recorded his second touchdown of the season with a 26-yard touchdown catch on the 49ers opening drive, marking the first time in his career that he had multiple touchdowns in a season.
- At Detroit (10/16), caught a game-winning six-yard touchdown pass on fourth down with 1:51 left from Alex Smith for the 25-19 victory over the previously unbeaten Lions.
- Against N.Y. Giants (11/13), recovered the onside kick by David Akers in the second quarter. Tied his career high with six receptions for 69 yards.

2010 (14/8 - San Francisco): Saw action in 14 games with eight starts and tallied a career-best 29 receptions for 331 yards.

- Against Denver (10/31), registered a career-high 85 receiving yards on five receptions, including a 38-yard catch to the one-yard line to set up the 49ers first touchdown.
- Against St. Louis (11/14), hauled in four receptions for 80 yards, marking the first time he posted 80 receiving yards in back-to-back games.

2009 (16/8 - San Francisco): Played in all 16 games with eight starts and caught 21 passes for 233 yards. Carried the ball three times for 34 yards. Ranked tied for third on the team with a career-high 20 special teams tackles.

- Against Jacksonville (11/29), registered a season-high four receptions for 52 yards, including two catches for more than 20 yards.

2008 (15/2 - San Francisco): Played in 15 games with two starts and hauled in 10 catches for 155 yards and a touchdown.

- Against New England (10/5), started his first game of season and caught one pass for eight yards.
- Against Philadelphia (10/12), filled in at fullback when Zak Keasey (bicep) left the game in the second quarter.
- Against Seattle (10/26), hauled in a career-long 53-yard catch from J.T. O'Sullivan in the first quarter to set up the 49ers first score of game. Left the game in second quarter with an elbow injury and did not return.
- At Dallas (11/23), returned five kickoffs for 112 yards after kick returner Allen Rossum left game with an ankle injury.

2007 (16/10 - San Francisco): Saw action 16 games with 10 starts and posted 21 receptions for 174 yards and one touchdown. Also recovered two onside kicks on special teams.

- At Pittsburgh (9/23), made first start of season and caught three passes for 19 yards, while returning three kickoffs for 63 yds.
- At Carolina (12/2), recorded his first career touchdown on a 21-yard pass from Trent Dilfer.
- Against Minnesota (12/9), established then career-highs with six catches for 66 yards.

2006 (7/1 - San Francisco): Appeared in seven games as a rookie and registered two catches for 30 yards. Returned one kickoff for 25 yards. Injured shoulder early in training camp and missed first month of season.

- Against Oakland (10/8), played first career game and recorded his first NFL touch when he returned a kickoff 25 yds.
- At New Orleans (12/3), made first career start in a two-tight end set and saw extended playing time due to a knee injury suffered by Eric Johnson.

COLLEGE:

- Attended Central Missouri State, where he played 20 games and finished his college career tied with Anthony Simpson (1994-95) for eighth on school's career-record list with 113 receptions.

- Upon leaving UCM, his 1,347 receiving yards ranked 11th in school history, while his 965 yards on kickoff returns ranked seventh and 2,578 all-purpose yards ranked ninth.

- His two kickoff returns for touchdowns in 2004 tied a school season-record first set by Walter Rhome in 1971, and his three kickoff returns for scores tied CMSU's all-time record also held by Rhome (1969-72).
- Spent his first two seasons (2002-03) at Mt. San Antonio (Calif.) Community College and appeared in 19 games.
- Caught 199 total passes for 2,659 yds. and 23 touchdowns in 39 contests during his collegiate career.
- Majored in video production, with a minor in criminal justice at Central Missouri.

PERSONAL:

- Has a son, Delanie Jr., and two daughters, Erra Paris and Petra.
- Attended Pomona (Calif.) High School, where he was a first-team All-Region selection by *The Los Angeles Times*, adding all-division and All-San Gabriel Valley honors as a senior.
- Twice chosen Miramonte League Offensive Player of the Year and was selected as the 2001 Pomona Red Devil of the Year.
- Follow Walker on Twitter and on Instagram at @delaniewalker82.
- Born Delanie Walker on Aug. 12, 1984 in Pomona, Calif.

DELANIE WALKER'S GAME-BY-GAME

2006 San Francisco 49ers

| Date | Opp. | W/L | P/S | RECEIVING | | | | | TD |
|---------|------|-----|-----|-----------|-----|-----|------|----|----|
| | | | | No | Yds | Avg | Lg | | |
| Sept 10 | @ | Ari | L | IA | | | | | |
| Sept 17 | | StL | W | IA | | | | | |
| Sept 24 | | Phi | L | IA | | | | | |
| Oct 1 | @ | KC | L | DNP | | | | | |
| Oct 8 | | Oak | W | p | 0 | 0 | 0.0 | 0 | 0 |
| Oct 15 | | SD | L | p | 0 | 0 | 0.0 | 0 | 0 |
| Oct 29 | @ | Chi | L | p | 0 | 0 | 0.0 | 0 | 0 |
| Nov 5 | | Min | W | p | 0 | 0 | 0.0 | 0 | 0 |
| Nov 12 | @ | Det | W | p | 0 | 0 | 0.0 | 0 | 0 |
| Nov 19 | | Sea | W | IA | | | | | |
| Nov 26 | @ | StL | L | IA | | | | | |
| Dec 3 | @ | NO | L | S | 0 | 0 | 0.0 | 0 | 0 |
| Dec 10 | | GB | L | p | 2 | 30 | 15.0 | 29 | 0 |
| Dec 14 | @ | Sea | W | DNP | | | | | |
| Dec 24 | | Ari | L | IA | | | | | |
| Dec 31 | @ | Den | W | IA | | | | | |
| Totals | | 7-9 | 7/1 | | 2 | 30 | 15.0 | 29 | 0 |

2007 San Francisco 49ers

| Date | Opp. | W/L | P/S | RECEIVING | | | | | TD |
|---------|------|------|-------|-----------|-----|-----|------|----|----|
| | | | | No | Yds | Avg | Lg | | |
| Sept 10 | | Ari | W | p | 0 | 0 | 0.0 | 0 | 0 |
| Sept 16 | @ | StL | W | p | 0 | 0 | 0.0 | 0 | 0 |
| Sept 23 | @ | Pit | L | S | 3 | 19 | 6.3 | 13 | 0 |
| Sept 30 | | Sea | L | S | 1 | 7 | 7.0 | 7 | 0 |
| Oct 7 | | Bal | L | S | 0 | 0 | 0.0 | 0 | 0 |
| Oct 21 | @ | NYG | L | S | 1 | 4 | 4.0 | 4 | 0 |
| Oct 28 | | NO | L | S | 1 | 0 | 0.0 | 0 | 0 |
| Nov 4 | @ | Atl | L | p | 0 | 0 | 0.0 | 0 | 0 |
| Nov 12 | @ | Sea | L | p | 1 | 2 | 2.0 | 2 | 0 |
| Nov 18 | | StL | L | S | 0 | 0 | 0.0 | 0 | 0 |
| Nov 25 | @ | Ari | W | S | 1 | 5 | 5.0 | 5 | 0 |
| Dec 2 | @ | Car | L | p | 1 | 21 | 21.0 | 21 | 1 |
| Dec 9 | | Min | L | S | 6 | 66 | 10.8 | 26 | 0 |
| Dec 15 | | Cin | W | S | 2 | 13 | 6.5 | 7 | 0 |
| Dec 23 | | TB | W | p | 2 | 23 | 11.5 | 14 | 0 |
| Dec 30 | @ | Cle | L | S | 2 | 14 | 7.0 | 10 | 0 |
| Totals | | 5-11 | 16/10 | | 21 | 174 | 8.3 | 26 | 1 |

2008 San Francisco 49ers

| Date | Opp. | W/L | P/S | RECEIVING | | | | | TD |
|---------|------|-----|------|-----------|-----|-----|------|-----|----|
| | | | | No | Yds | Avg | Lg | | |
| Sept 7 | | Ari | W | p | 0 | 0 | 0.0 | 0 | 0 |
| Sept 14 | @ | Sea | W | p | 3 | 44 | 14.7 | 24t | 1 |
| Sept 21 | | Det | L | p | 1 | 21 | 21.0 | 21 | 0 |
| Sept 28 | @ | NO | L | p | 1 | 8 | 8.0 | 8 | 0 |
| Oct 5 | | NE | L | S | 0 | 0 | 0.0 | 0 | 0 |
| Oct 12 | | Phi | L | S | 0 | 0 | 0.0 | 0 | 0 |
| Oct 19 | @ | NYG | L | p | 2 | 53 | 26.5 | 53 | 0 |
| Oct 26 | | Sea | L | p | 1 | 4 | 4.0 | 4 | 0 |
| Nov 10 | @ | Ari | W | IA | | | | | |
| Nov 16 | | StL | L | p | 0 | 0 | 0.0 | 0 | 0 |
| Nov 24 | @ | Dal | W | p | 0 | 0 | 0.0 | 0 | 0 |
| Nov 31 | @ | Buf | W | p | 1 | 15 | 15.0 | 15 | 0 |
| Dec 7 | | NYJ | L | p | 1 | 10 | 10.0 | 10 | 0 |
| Dec 14 | @ | Mia | W | p | 0 | 0 | 0.0 | 0 | 0 |
| Dec 21 | @ | StL | W | p | 0 | 0 | 0.0 | 0 | 0 |
| Dec 28 | | Was | W | p | 0 | 0 | 0.0 | 0 | 0 |
| Totals | | 8-8 | 15/2 | | 10 | 155 | 15.5 | 53 | 1 |

2009 San Francisco 49ers

| Date | Opp. | W/L | P/S | RECEIVING | | | | | TD |
|---------|------|-----|-----|-----------|-----|-----|------|----|----|
| | | | | No | Yds | Avg | Lg | | |
| Sept 13 | @ | Ari | W | p | 1 | 17 | 0.0 | 0 | 0 |
| Sept 20 | | Sea | W | p | 0 | 0 | 0.0 | 0 | 0 |
| Sept 27 | @ | Min | L | p | 0 | 0 | 0.0 | 0 | 0 |
| Oct 4 | | StL | W | S | 1 | 10 | 10.0 | 10 | 0 |
| Oct 11 | | Atl | L | S | 1 | 39 | 39.0 | 39 | 0 |
| Oct 25 | @ | Hou | L | p | 1 | 2 | 2.0 | 2 | 0 |
| Nov 1 | @ | Ind | L | S | 0 | 0 | 0.0 | 0 | 0 |
| Nov 8 | | Ten | L | S | 1 | 13 | 13.0 | 13 | 0 |
| Nov 12 | | Chi | W | p | 0 | 0 | 0.0 | 0 | 0 |
| Nov 22 | @ | GB | L | p | 0 | 0 | 0.0 | 0 | 0 |

| | | | | | | | | | |
|--------|---|-----|------|---|----|-----|------|----|---|
| Nov 29 | | Jax | W | S | 4 | 52 | 0.0 | 22 | 0 |
| Dec 6 | @ | Sea | L | S | 3 | 28 | 9.3 | 18 | 0 |
| Dec 14 | | Ari | W | S | 1 | 2 | 2.0 | 2 | 0 |
| Dec 20 | @ | Phi | L | S | 3 | 28 | 9.3 | 13 | 0 |
| Dec 27 | | Det | W | p | 3 | 36 | 12.0 | 22 | 0 |
| Jan 3 | @ | StL | W | p | 2 | 6 | 3.0 | 5 | 0 |
| Totals | | 8-8 | 16/8 | | 21 | 233 | 11.1 | 39 | 0 |

2010 San Francisco 49ers

| Date | Opp. | W/L | P/S | RECEIVING | | | | | TD |
|---------|------|------|------|-----------|-----|-----|------|----|----|
| | | | | No | Yds | Avg | Lg | | |
| Sept 12 | @ | Sea | L | S | 3 | 27 | 9.0 | 14 | 0 |
| Sept 20 | | NO | L | p | 2 | 26 | 13.0 | 22 | 0 |
| Sept 26 | @ | KC | L | p | 1 | 6 | 6.0 | 6 | 0 |
| Oct 3 | @ | Atl | L | p | 1 | 6 | 6.0 | 6 | 0 |
| Oct 10 | | Phi | L | IA | | | | | |
| Oct 17 | | Oak | W | IA | | | | | |
| Oct 24 | @ | Car | L | p | 0 | 0 | 0.0 | 0 | 0 |
| Oct 31 | | Den | W | S | 5 | 85 | 17.0 | 38 | 0 |
| Nov 14 | | StL | W | S | 4 | 80 | 20.0 | 36 | 0 |
| Nov 21 | | TB | L | p | 3 | 27 | 9.0 | 14 | 0 |
| Nov 29 | @ | Ari | W | S | 0 | 0 | 0.0 | 0 | 0 |
| Dec 5 | @ | GB | L | S | 2 | 19 | 9.5 | 15 | 0 |
| Dec 12 | | Sea | W | S | 1 | 7 | 7.0 | 7 | 0 |
| Dec 16 | @ | SD | L | p | 3 | 14 | 4.7 | 6 | 0 |
| Dec 26 | @ | StL | L | S | 3 | 17 | 5.7 | 7 | 0 |
| Jan 2 | | Ari | W | S | 1 | 17 | 17.0 | 17 | 0 |
| Totals | | 6-10 | 14/8 | | 29 | 331 | 11.4 | 38 | 0 |

2011 San Francisco 49ers

| Date | Opp. | W/L | P/S | RECEIVING | | | | | TD |
|----------|------|-----|------|-----------|-----|-----|------|-----|----|
| | | | | No | Yds | Avg | Lg | | |
| Sept 11 | | Sea | W | S | 1 | -1 | -1.0 | -1 | 0 |
| Sept 18 | | Dal | L | p | 2 | 38 | 19.0 | 29t | 1 |
| Sept 25 | @ | Cin | W | p | 1 | 9 | 9.0 | 9 | 0 |
| Oct 2 | @ | Phi | W | p | 3 | 20 | 6.7 | 11 | 0 |
| Oct 9 | | TB | W | S | 2 | 37 | 18.5 | 26t | 1 |
| Oct 16 | @ | Det | W | p | 2 | 11 | 5.5 | 6t | 1 |
| Oct 30 | | Cle | W | p | 0 | 0 | 0.0 | 0 | 0 |
| Nov 6 | @ | Was | W | S | 2 | 15 | 7.5 | 10 | 0 |
| Nov 13 | | NYG | W | S | 6 | 69 | 11.5 | 19 | 0 |
| Nov 20 | | Ari | W | p | 0 | 0 | 0.0 | 0 | 0 |
| Nov 24 | @ | Bal | L | S | 0 | 0 | 0.0 | 0 | 0 |
| Dec 4 | | StL | W | p | 0 | 0 | 0.0 | 0 | 0 |
| Dec 11 | @ | Ari | L | p | 0 | 0 | 0.0 | 0 | 0 |
| Dec 19 | | Pit | W | S | 0 | 0 | 0.0 | 0 | 0 |
| Dec 24 | @ | Sea | W | S | 0 | 0 | 0.0 | 0 | 0 |
| Jan 1 | @ | StL | W | IA | | | | | |
| Totals | | | 15/7 | | 19 | 198 | 10.4 | 29t | 3 |
| Playoffs | | | | | | | | | |
| Jan 14 | | NO | W | IA | | | | | |
| Jan 22 | | NYG | L | S | 2 | 36 | 18.0 | 29 | 0 |
| Totals | | | 1/1 | | 2 | 36 | 18.0 | 29 | 0 |

2012 San Francisco 49ers

| Date | Opp. | W/L | P/S | RECEIVING | | | | | TD |
|---------|------|--------|------|-----------|-----|-----|------|-----|----|
| | | | | No | Yds | Avg | Lg | | |
| Sept 9 | @ | GB | W | p | 0 | 0 | 0.0 | 0 | 0 |
| Sept 16 | | Det | W | p | 1 | 7 | 7.0 | 7 | 0 |
| Sept 23 | @ | Min | L | p | 1 | 1 | 1.0 | 1 | 0 |
| Sept 30 | @ | NYJ | W | S | 2 | 31 | 15.5 | 25 | 0 |
| Oct 7 | | Buf | W | p | 0 | 0 | 0.0 | 0 | 0 |
| Oct 14 | | NYG | L | p | 0 | 0 | 0.0 | 0 | 0 |
| Oct 18 | | Sea | W | S | 1 | 12 | 12.0 | 12 | 1 |
| Oct 29 | @ | Ari | W | p | 2 | 38 | 19.0 | 23 | 0 |
| Nov 11 | | StL | T | p | 0 | 0 | 0.0 | 0 | 0 |
| Nov 19 | | Chi | W | p | 1 | 9 | 9.0 | 9 | 0 |
| Nov 25 | @ | NO | W | p | 3 | 81 | 27.0 | 45 | 0 |
| Dec 2 | @ | StL | L | p | 1 | 7 | 7.0 | 7 | 0 |
| Dec 9 | | Mia | W | S | 1 | 20 | 20.0 | 20 | 0 |
| Dec 16 | @ | NE | W | p | 2 | 34 | 17.0 | 34t | 1 |
| Dec 23 | @ | Sea | L | p | 4 | 54 | 13.5 | 23 | 1 |
| Dec 30 | | Ari | W | S | 2 | 50 | 25.0 | 27 | 0 |
| Totals | | 11-4-1 | 16/4 | | 21 | 344 | 16.4 | 45 | 3 |

DELANIE WALKER'S GAME-BY-GAME CONT.

Playoffs

| | | | | | | | | | |
|---------------|---|-----|------------|------------|----------|-----------|-------------|-----------|----------|
| Jan 12 | | GB | W | p | 1 | 17 | 17.0 | 17 | 0 |
| Jan 20 | @ | Atl | W | p | 1 | 20 | 20.0 | 20 | 0 |
| Feb 3 | | Bal | L | S | 3 | 48 | 16.0 | 28 | 0 |
| Totals | | | 2-1 | 3/1 | 5 | 85 | 17.0 | 28 | 0 |

2013 Tennessee Titans

| RECEIVING | | | | | | | | | |
|---------------|-------|------------|--------------|-----------|------------|------------|-----------|----------|--|
| Date | Opp. | W/L | P/S | No | Yds | Avg | Lg | TD | |
| Sept 8 | @ Pit | W | p | 3 | 40 | 13.3 | 25 | 0 | |
| Sept 15 | @ Hou | L | p | 1 | 10 | 10.0 | 10t | 1 | |
| Sept 22 | SD | W | S | 5 | 49 | 9.8 | 17 | 0 | |
| Sept 29 | NYJ | W | p | 3 | 14 | 4.7 | 7 | 1 | |
| Oct 6 | KC | L | S | 4 | 43 | 10.8 | 15 | 0 | |
| Oct 13 | @ Sea | L | S | 4 | 29 | 7.3 | 11 | 0 | |
| Oct 20 | SF | L | S | 3 | 52 | 17.3 | 26t | 1 | |
| Nov 3 | @ StL | W | p | 2 | 13 | 6.5 | 8 | 0 | |
| Nov 10 | Jax | L | S | 4 | 62 | 15.5 | 33 | 1 | |
| Nov 14 | Ind | L | S | 10 | 91 | 9.1 | 19t | 1 | |
| Nov 24 | @ Oak | W | S | 5 | 46 | 9.2 | 14 | 0 | |
| Dec 1 | @ Ind | L | S | 1 | 5 | 5.0 | 5 | 0 | |
| Dec 8 | @ Den | L | IA | | | | | | |
| Dec 15 | Ari | L | S | 8 | 53 | 6.6 | 22 | 1 | |
| Dec 22 | @ Jax | W | S | 4 | 35 | 8.8 | 11 | 0 | |
| Dec 29 | Hou | W | S | 3 | 29 | 9.7 | 11 | 0 | |
| Totals | | 7-9 | 15/11 | 60 | 571 | 9.5 | 33 | 6 | |

2014 Tennessee Titans

| RECEIVING | | | | | | | | | |
|---------------|-------|-------------|--------------|-----------|------------|-------------|-----------|----------|--|
| Date | Opp. | W/L | P/S | No | Yds | Avg | Lg | TD | |
| Sept 7 | @ KC | W | S | 3 | 37 | 12.3 | 17 | 1 | |
| Sept 14 | Dal | L | S | 10 | 142 | 14.2 | 61t | 1 | |
| Sept 21 | @ Cin | L | S | 4 | 54 | 13.5 | 23 | 0 | |
| Sept 28 | @ Ind | L | S | 5 | 84 | 16.8 | 31 | 1 | |
| Oct 5 | Cle | L | S | 4 | 47 | 11.8 | 21 | 0 | |
| Oct 12 | Jax | W | S | 3 | 57 | 19.0 | 37 | 0 | |
| Oct 19 | @ Was | L | S | 2 | 17 | 8.5 | 12 | 0 | |
| Oct 26 | Hou | L | p | 4 | 37 | 9.3 | 15 | 1 | |
| Nov 9 | @ Bal | L | S | 3 | 37 | 12.3 | 17 | 0 | |
| Nov 17 | Pit | L | IA | | | | | | |
| Nov 23 | @ Phi | L | S | 5 | 155 | 31.0 | 68 | 0 | |
| Nov 30 | @ Hou | L | S | 1 | 6 | 6.0 | 6 | 0 | |
| Dec 7 | NYG | L | S | 4 | 27 | 6.8 | 12 | 0 | |
| Dec 14 | NYJ | L | S | 4 | 93 | 23.3 | 33 | 0 | |
| Dec 18 | @ Jax | L | S | 4 | 54 | 13.5 | 21 | 0 | |
| Dec 28 | Ind | L | S | 7 | 43 | 6.1 | 10 | 0 | |
| Totals | | 2-14 | 15/14 | 63 | 890 | 14.1 | 68 | 4 | |

2015 Tennessee Titans

| RECEIVING | | | | | | | | | |
|---------------|-------|-------------|--------------|-----------|--------------|-------------|------------|----------|--|
| Date | Opp. | W/L | P/S | No | Yds | Avg | Lg | TD | |
| Sept 13 | @ TB | W | S | 3 | 43 | 14.3 | 22 | 1 | |
| Sept 20 | @ Cle | L | IA | | | | | | |
| Sept 27 | Ind | L | S | 7 | 68 | 9.7 | 19 | 0 | |
| Oct 11 | Buf | L | S | 4 | 36 | 9.0 | 16 | 0 | |
| Oct 18 | Mia | L | p | 8 | 97 | 12.1 | 25 | 0 | |
| Oct 25 | Atl | L | S | 7 | 55 | 7.9 | 12 | 0 | |
| Nov 1 | @ Hou | L | p | 6 | 62 | 10.3 | 15 | 0 | |
| Nov 8 | @ NO | W | p | 7 | 95 | 13.6 | 61t | 2 | |
| Nov 15 | Car | L | S | 3 | 52 | 17.3 | 21 | 0 | |
| Nov 19 | @ Jax | L | S | 8 | 109 | 13.6 | 29 | 0 | |
| Nov 29 | Oak | L | S | 6 | 91 | 15.2 | 36 | 0 | |
| Dec 6 | Jax | W | p | 8 | 92 | 11.5 | 29 | 1 | |
| Dec 13 | @ NYJ | L | S | 7 | 71 | 10.1 | 16 | 0 | |
| Dec 20 | @ NE | L | S | 2 | 64 | 32.0 | 57t | 2 | |
| Dec 27 | Hou | L | p | 9 | 59 | 6.6 | 21 | 0 | |
| Jan 3 | @ Ind | L | S | 9 | 94 | 10.4 | 29 | 0 | |
| Totals | | 3-13 | 15/10 | 94 | 1,088 | 11.6 | 61t | 6 | |

2016 Tennessee Titans

| RECEIVING | | | | | | | | | |
|---------------|-------|------------|-------------|-----------|------------|-------------|-----------|----------|--|
| Date | Opp. | W/L | P/S | No | Yds | Avg | Lg | TD | |
| Sept 11 | Min | L | S | 3 | 42 | 14.0 | 26 | 0 | |
| Sept 18 | @ Det | W | p | 6 | 83 | 13.8 | 32 | 1 | |
| Sept 25 | Oak | L | IA | | | | | | |
| Oct 2 | @ Hou | L | S | 2 | 34 | 17.0 | 24 | 0 | |
| Oct 9 | @ Mia | W | p | 5 | 66 | 13.2 | 29 | 1 | |
| Oct 16 | Cle | W | S | 1 | 21 | 21.0 | 21 | 0 | |
| Oct 23 | Ind | L | S | 7 | 84 | 12.0 | 26 | 1 | |
| Oct 27 | Jax | W | S | 4 | 75 | 18.8 | 47 | 0 | |
| Nov 6 | @ SD | L | S | 5 | 42 | 8.4 | 20 | 1 | |
| Nov 13 | GB | W | p | 9 | 124 | 13.8 | 41 | 1 | |
| Nov 20 | @ Ind | L | S | 4 | 36 | 9.0 | 14 | 0 | |
| Nov 27 | @ Chi | W | p | 3 | 50 | 16.7 | 38 | 1 | |
| Dec 11 | Den | W | S | 2 | 30 | 15.0 | 23 | 0 | |
| Dec 18 | @ KC | W | p | 6 | 55 | 9.2 | 16 | 0 | |
| Dec 24 | @ Jax | L | S | 3 | 23 | 7.7 | 14t | 1 | |
| Jan 1 | Hou | W | p | 5 | 35 | 7.0 | 15 | 0 | |
| Totals | | 9-7 | 15/9 | 65 | 800 | 12.3 | 47 | 7 | |

2017 Tennessee Titans

| RECEIVING | | | | | | | | | |
|---------------|-------|------------|--------------|-----------|------------|-------------|-----------|----------|--|
| Date | Opp. | W/L | P/S | No | Yds | Avg | Lg | TD | |
| Sept 10 | Oak | L | S | 7 | 76 | 10.9 | 23 | 0 | |
| Sept 17 | @ Jax | W | p | 4 | 61 | 15.3 | 19 | 0 | |
| Sept 24 | Sea | W | S | 4 | 31 | 7.8 | 11 | 0 | |
| Oct 1 | @ Hou | L | S | 3 | 51 | 17.0 | 21 | 0 | |
| Oct 8 | @ Mia | L | S | 3 | 25 | 8.3 | 12 | 0 | |
| Oct 16 | Ind | W | S | 4 | 17 | 4.3 | 10 | 0 | |
| Oct 22 | @ Cle | W | S | 7 | 63 | 9.0 | 16 | 0 | |
| Nov 5 | Bal | W | p | 5 | 71 | 14.2 | 25 | 0 | |
| Nov 12 | Cin | W | S | 6 | 63 | 10.5 | 20 | 0 | |
| Nov 16 | @ Pit | L | S | 6 | 92 | 15.3 | 42 | 0 | |
| Nov 26 | @ Ind | W | p | 4 | 63 | 15.8 | 37 | 1 | |
| Dec 3 | Hou | W | S | 5 | 63 | 12.6 | 24t | 1 | |
| Dec 10 | @ Ari | L | S | 5 | 42 | 8.4 | 11 | 0 | |
| Dec 17 | @ SF | L | S | 5 | 37 | 7.4 | 13 | 1 | |
| Dec 24 | LAR | L | p | 3 | 33 | 11.0 | 15 | 0 | |
| Dec 31 | Jax | W | p | 3 | 19 | 6.3 | 9 | 0 | |
| Totals | | 9-7 | 16/11 | 74 | 807 | 10.9 | 42 | 3 | |

Playoffs

| | | | | | | | | | |
|---------------|------|------------|------------|----------|------------|-------------|-----------|----------|--|
| Jan 6 | @ KC | W | S | 6 | 74 | 12.3 | 22 | 0 | |
| Jan 13 | @ NE | L | S | 3 | 49 | 16.3 | 36 | 0 | |
| Totals | | 1-1 | 2/2 | 9 | 123 | 13.7 | 36 | 0 | |

2018 Tennessee Titans

| RECEIVING | | | | | | | | | |
|---|-------|------------|------------|----------|-----------|-------------|-----------|----------|--|
| Date | Opp. | W/L | P/S | No | Yds | Avg | Lg | TD | |
| Sept 9 | @ Mia | L | S | 4 | 52 | 13.0 | 16 | 0 | |
| Sept 16 | Hou | | | | | | | | |
| Placed on injured reserve on Sept. 10, 2018 | | | | | | | | | |
| Sept 23 | @ Jax | | | | | | | | |
| Sept 30 | Phi | | | | | | | | |
| Oct 7 | @ Buf | | | | | | | | |
| Oct 14 | Bal | | | | | | | | |
| Oct 21 | @ LAC | | | | | | | | |
| Nov 5 | @ Dal | | | | | | | | |
| Nov 11 | NE | | | | | | | | |
| Nov 18 | @ Ind | | | | | | | | |
| Nov 26 | @ Hou | | | | | | | | |
| Dec 2 | NYJ | | | | | | | | |
| Dec 6 | Jax | | | | | | | | |
| Dec 16 | @ NYG | | | | | | | | |
| Dec 22/23 | Was | | | | | | | | |
| Dec 30 | Ind | | | | | | | | |
| Totals | | 0-1 | 1/1 | 4 | 52 | 13.0 | 16 | 0 | |

DELANIE WALKER'S GAME-BY-GAME CONT.

2019 Tennessee Titans

| | | RECEIVING | | | | | | |
|---------|-------|-----------|-----|----|-----|------|----|----|
| Date | Opp. | W/L | P/S | No | Yds | Avg | Lg | TD |
| Sept 8 | @ Cle | W | S | 5 | 55 | 11.0 | 16 | 2 |
| Sept 15 | Ind | L | S | 4 | 39 | 9.8 | 15 | 0 |
| Sept 19 | @ Jax | L | p | 7 | 64 | 9.1 | 29 | 0 |
| Sept 29 | @ Atl | W | p | 1 | 4 | 4.0 | 4 | 0 |
| Oct 6 | Buf | L | S | 1 | 10 | 10.0 | 10 | 0 |
| Oct 13 | @ Den | L | S | 3 | 43 | 14.3 | 18 | 0 |
| Oct 20 | LAC | W | p | 0 | 0 | - | 0 | 0 |
| Oct 27 | TB | W | IA | | | | | |

| | | | |
|---------------|-------|------------|--|
| Nov 3 | @ Car | L | IA |
| Nov 10 | KC | W | IA |
| Nov 24 | Jax | W | IA |
| Dec 1 | @ Ind | | Placed on injured reserve on Nov. 27, 2019 |
| Dec 8 | @ Oak | | |
| Dec 15 | Hou | | |
| Dec 22 | NO | | |
| Dec 29 | @ Hou | | |
| Totals | | 6-5 | 7/4 |

21 215 10.2 29 2

DELANIE WALKER'S NFL STATISTICS

REGULAR SEASON

| | | RECEIVING | | | | | | | RUSHING | | | | |
|-------------------|---------------|------------|------------|------------|--------------|-------------|-----------|-----------|-----------|-----------|------------|-----------|----------|
| Year | Team | GP | GS | No | Yds | Avg | Lg | TD | Att | Yds | Avg | Lg | TD |
| 2006 | San Francisco | 7 | 1 | 2 | 30 | 15.0 | 29 | 0 | 0 | 0 | - | 0 | 0 |
| 2007 | San Francisco | 16 | 10 | 21 | 174 | 8.3 | 26 | 1 | 0 | 0 | - | 0 | 0 |
| 2008 | San Francisco | 15 | 2 | 10 | 155 | 15.5 | 53 | 1 | 2 | -13 | -6.5 | -3 | 0 |
| 2009 | San Francisco | 16 | 8 | 21 | 233 | 11.1 | 39 | 0 | 3 | 34 | 11.3 | 16 | 0 |
| 2010 | San Francisco | 14 | 8 | 29 | 331 | 11.4 | 38 | 0 | 3 | 18 | 6.0 | 10 | 0 |
| 2011 | San Francisco | 15 | 7 | 19 | 198 | 10.4 | 29t | 3 | 3 | 5 | 1.7 | 14 | 0 |
| 2012 | San Francisco | 16 | 4 | 21 | 344 | 16.4 | 45 | 3 | 0 | 0 | - | 0 | 0 |
| 2013 | Tennessee | 15 | 11 | 60 | 571 | 9.5 | 33 | 6 | 0 | 0 | - | 0 | 0 |
| 2014 | Tennessee | 15 | 14 | 63 | 890 | 14.1 | 68 | 4 | 0 | 0 | - | 0 | 0 |
| 2015 | Tennessee | 15 | 10 | 94 | 1,088 | 11.6 | 61t | 6 | 1 | 36 | 36.0 | 36 | 0 |
| 2016 | Tennessee | 15 | 9 | 65 | 800 | 12.3 | 47 | 7 | 2 | 11 | 5.5 | 8 | 0 |
| 2017 | Tennessee | 16 | 11 | 74 | 807 | 10.9 | 42 | 3 | 2 | -2 | -1.0 | 1t | 1 |
| 2018 | Tennessee | 1 | 1 | 4 | 52 | 13.0 | 16 | 0 | 0 | 0 | - | 0 | 0 |
| 2019 | Tennessee | 7 | 4 | 21 | 215 | 10.2 | 29 | 2 | 0 | 0 | - | 0 | 0 |
| NFL Totals | | 183 | 100 | 504 | 5,888 | 11.7 | 68 | 36 | 16 | 89 | 5.6 | 36 | 1 |

REGULAR SEASON

| REGULAR SEASON | | KICKOFF RETURNS | | | | | PUNT RETURNS | | | | | |
|----------------|---------------|-----------------|-----|------|----|----|--------------|----|-----|-----|----|----|
| Year | Team | No | Yds | Avg | Lg | TD | No | FC | Yds | Avg | Lg | TD |
| 2006 | San Francisco | 1 | 25 | 25.0 | 25 | 0 | 0 | 0 | 0 | - | 0 | 0 |
| 2007 | San Francisco | 3 | 63 | 21.0 | 30 | 0 | 0 | 0 | 0 | - | 0 | 0 |
| 2008 | San Francisco | 13 | 257 | 19.8 | 35 | 0 | 0 | 0 | 0 | - | 0 | 0 |
| 2009 | San Francisco | 5 | 85 | 17.0 | 25 | 0 | 0 | 0 | 0 | - | 0 | 0 |
| 2010 | San Francisco | 5 | 70 | 14.0 | 20 | 0 | 0 | 0 | 0 | - | 0 | 0 |
| 2012 | San Francisco | 4 | 28 | 7.0 | 18 | 0 | 0 | 0 | 0 | - | 0 | 0 |
| NFL Totals | | 31 | 528 | 17.0 | 35 | 0 | 0 | 0 | 0 | - | 0 | 0 |

PLAYOFFS

| | | RECEIVING | | | | | | | RUSHING | | | | |
|-------------------|---------------|-----------|----------|-----------|------------|-------------|-----------|----------|----------|----------|----------|----------|----------|
| Year | Team | GP | GS | No | Yds | Avg | Lg | TD | Att | Yds | Avg | Lg | TD |
| 2011 | San Francisco | 1 | 1 | 2 | 36 | 18.0 | 29 | 0 | 0 | 0 | - | 0 | 0 |
| 2012 | San Francisco | 3 | 1 | 5 | 85 | 17.0 | 28 | 0 | 0 | 0 | - | 0 | 0 |
| 2017 | Tennessee | 2 | 2 | 9 | 123 | 13.7 | 36 | 0 | 0 | 0 | - | 0 | 0 |
| NFL Totals | | 6 | 4 | 16 | 244 | 15.3 | 36 | 0 | 0 | 0 | - | 0 | 0 |

Single-Game Highs

Receptions - 10 (Twice, last vs. Dallas 9/14/14)
 Receiving Yards - 155 at Philadelphia (11/23/14)
 Long Reception - 68 at Philadelphia (11/23/14)
 Touchdowns - **2 (Three times, last at Cleveland 9/8/19)**
 Kickoff Returns - 5 at Dallas (11/23/08)
 Kickoff Return Yards - 112 at Dallas (11/23/08)
 Long Kickoff Return - 35 at Dallas (11/23/08)
 Rushes - 1 (16 times, last vs. Indianapolis 10/16/17)
 Rushing Yards - 36 at Indianapolis (1/3/16)
 Long Rush - 36 at Indianapolis (1/3/16)
 Rushing Touchdowns - 1 at Jacksonville (9/17/17)

Playoff Single-Game Highs

Receptions - 6 at Kansas City (1/6/18)
 Receiving Yards - 74 at Kansas City (1/6/18)
 Long Reception - 36 at New England (1/13/18)

Additional Statistics

Special Teams Tackles - 2 (2007), 15 (2008), 20 (2009), 13 (2010), 8 (2011), 3 (2012)
 Misc. Tackles - 2 (2013), 1 (2014), 3 (2015), 1 (2016), 3 (2017)
 Onside Kick Recoveries - 2 (2007), 1 (2011), 1 (2012)
 Fumble Recovery - 1 (2013), 3 (2014), 1 (2016)



59 WESLEY WOODYARD

LINEBACKER • 6'0" • 233 LBS • COLLEGE: KENTUCKY
ACQUIRED: UNRESTRICTED FREE AGENT (DEN) - 2014
NFL EXPERIENCE (NFL/TITANS): 12/6 • HOMETOWN: LAGRANGE, GA.
GAMES PLAYED/GAMES STARTED: 180/110 (PLAYOFFS: 11/3)



Captain: 2014, 2015, 2016, 2017, 2018, 2019



Community Man of the Year: 2010 (DEN), 2011 (DEN), 2013 (DEN), 2017 (TEN)

PRO: The Titans signed Wesley Woodyard during the 2014 unrestricted free agency period, adding veteran leadership to the linebacking corps. Following his career at the University of Kentucky, the 6-foot, 233-pounder went undrafted and signed a free agent contract with the Denver Broncos. Woodyard spent six seasons in Denver and appeared in 87 career regular season games, totaling 396 tackles, eight sacks, five interceptions, six forced fumbles and one fumble recovery. He was also a six-time team captain during his tenure with the Broncos.

CAREER HIGHLIGHTS:

- In 2018, Woodyard led the Titans with 124 tackles and finished tied for third on the squad with 4.5 sacks.
- In 2017, Woodyard led the Titans with a career-best 172 tackles and 17 stops for loss. His 172 tackles ranked second by a defender in the franchise's "Titans era" (1999-present).
- In 2016, Woodyard saw action in all 16 games and ranked second on the team with 88 tackles, while leading the squad with seven tackles for loss.
- In 2015, Woodyard finished second on the team with 110 tackles and third on the squad with five sacks.
- In his first season with the Titans in 2014, Woodyard started all 16 games at linebacker and led the team with a career-high 134 tackles.
- Represented the only player in the NFL in 2012 — and just the 12th player in the last 30 years — to record at least 100 tackles, five sacks and three interceptions in a single season. Posted career highs in starts (14), tackles (114), sacks (5.5), interceptions (3), passes defended (6) and fumble recoveries (1).
- In 2011, started seven games for the Broncos and finished second on the club with 87 tackles to go along with two passes defended and two forced fumbles.
- In 2008, was the only Bronco to rank among the top eight on the team in both defensive tackles (54 - 8th) and special-teams stops (11 - T1st) while seeing time in all 16 games with six starts as a rookie.

TITANS TIDBITS:

- Woodyard was selected as the 2017 Titans recipient of the Walter Payton Man of the Year award. Woodyard was a three-time Walter Payton NFL Man of the Year recipient while with the Broncos in 2010-11 and 2013.
- Woodyard is the co-founder of The 16Ways Foundation which recognizes an emotional need for at-risk youth. The Foundation works on a national level to develop and implement workshops, seminars, camps, and other activities. These events are designed to build self-esteem, promote responsibility for one's own actions and overcoming obstacles, and demonstrate the importance of academics, knowledge of career options, professional development, community involvement, and mental and physical fitness among youth of all socio-economic backgrounds. The Foundation's primary focus is to work with at-risk youth between the ages of 8 and 18 and a secondary focus on adults in employment transition.
- During the last eight offseasons, Woodyard's 16Ways Foundation has hosted a youth football and cheer camp, as well as a charity golf outing in Lexington, Ky.
- In addition to his work with his own foundation, Woodyard has been a tireless advocate for the work of other non-profits, including the ALS Association and Second Harvest Food Bank. For the second year in a row, Woodyard used the NFL's My Cause My Cleats platform to raise awareness and funds for ALS. Woodyard's aunt suffered from ALS leading up to her death, and Woodyard is close to former Titans linebacker Tim Shaw, who was diagnosed with ALS in 2014. Woodyard also serves as the

spokesperson for Second Harvest Food Bank of Middle Tennessee.

- Woodyard has been a captain in his first five seasons with the Titans. He joined Hall of Fame running back Floyd Little as the only players in Broncos franchise history to serve as a captain in each of their first six years with the club. In 2004, Woodyard also became the first-ever Kentucky freshman to serve as a team captain.
- Woodyard was inducted to the University of Kentucky Athletics Hall of Fame in 2016 and the Kentucky Pro Football Hall of Fame in 2018.
- Woodyard and teammate Jurrell Casey coach a women's flag football team that is comprised of wives and significant others of Titans players.
- In recent years, Woodyard has taken part in the NFL's Broadcast Bootcamp as a participant and as a guest speaker.

CAREER TRANSACTIONS:

- The LaGrange, Ga., native was originally signed by the Denver Broncos as a rookie free agent on April 28, 2008.
- Signed by the Titans as an unrestricted free agent on March 14, 2014.

SEASON RECAPS:

- 2019 (15/2, 3/0 - Tennessee):** Saw action in 15 games with two starts at linebacker and notched 46 tackles, a sack, three stops for loss, a forced fumble, a quarterback pressure, a pass defended and two special teams tackles. Was inactive for one game. Played as a reserve in all three postseason contests and collected 12 tackles, a quarterback pressure and a pass defended. Tied for the team lead in passes defended once in 2019 (at HOU).
- At Cleveland (9/8), played as a reserve at linebacker and collected three tackles. Notched a special teams tackle on coverage units. Halted a Browns' drive by tackling Nick Chubb for a one-yard gain on a fourth-and-two rush late in the final stanza.
- Against Indianapolis (9/15), saw action as a reserve on special teams and limited snaps as a linebacker.
- At Jacksonville (9/19), was inactive.
- At Atlanta (9/29), played as a reserve at linebacker and registered five tackles, including a stop for loss. Shot through the line and stuffed Devonta Freeman for a two-yard loss on a rush off right tackle early in the second quarter.
- Against Buffalo (10/6), saw action as a reserve at linebacker and notched three tackles.
- At Denver (10/13), saw significant action as a reserve linebacker after Jayon Brown left the game in the first quarter with an injury. Recorded eight tackles, a sack, two stops for loss and a quarterback pressure. Stuffed Phillip Lindsay for a four-yard loss on a rush off right end late in the third quarter. Sacked Joe Flacco for a 10-yard loss late in the final quarter.
- Against L.A. Chargers (10/20), started at linebacker and posted seven tackles and a game-clinching forced fumble. Combined with Malcolm Butler to stuff Austin Ekeler for no gain on a rush off left end late in the opening quarter. Broke up a third-and-10 pass intended for Melvin Gordon late in the first quarter. Sealed the victory by forcing a Gordon fumble that was recovered by Jurrell Casey in the end zone on second-and-goal from the one-yard line with 15 seconds remaining in the game.
- Against Tampa Bay (10/27), played as a reserve at linebacker and tallied a tackle.
- At Carolina (11/3), saw action as a reserve at linebacker and produced seven tackles. Registered a special teams tackle on coverage units.
- Against Kansas City (11/10), started at linebacker and registered seven tackles. Combined with Reggie Gilbert to stuff Damien Williams for no gain on a rush off left tackle in the second quarter.
- Against Jacksonville (11/24), played as a reserve at linebacker and

notched three tackles.

- At Indianapolis (12/1), saw action as a reserve at linebacker and posted a tackle.
- At Oakland (12/8), played as a reserve at linebacker and on special teams.
- Against Houston (12/15), saw action as a reserve on special teams.
- Against New Orleans (12/22), played as a reserve on special teams.
- At Houston (12/29), saw action as a reserve at linebacker and recorded a tackle and a pass defended. Broke up a pass intended Steven Mitchell Jr. late in the third quarter.
- At New England (1/4), played as a reserve at linebacker and posted three tackles.
- At Baltimore (1/11), saw action as a reserve at linebacker and recorded six tackles, a quarterback pressure and a pass defended.
- At Kansas City (1/19), played as a reserve at linebacker and registered three tackles. Stopped Damien Williams for no gain on a rush off right end in the fourth quarter.

2018 (14/14 - Tennessee): Started 14 games at linebacker and led the team with 124 tackles. Ranked tied for third on the squad with 4.5 sacks. Collected 12 quarterback pressures, seven tackles for loss, a fumble recovery, two passes defended and a special teams stop. Was inactive for two games. Led the team in tackles seven times in 2018 (at MIA, vs. HOU, at JAX, at DAL, vs. NE, at IND, vs. IND). Led or tied for the team lead in sacks four times in 2018 (at JAX, at DAL, vs. NE, vs. WAS). Led or tied for the team lead in quarterback pressures three times in 2018 (vs. NE, vs. WAS, vs. IND). Tied for the team lead in passes defended once in 2018 (at JAX). Named AFC Defensive Player of the Week after leading the team with 12 tackles, including 1.5 sacks, a team-best five quarterback pressures and a stop for loss against New England (11/11/18).

- At Miami (9/9), started at inside linebacker and led the team with 12 tackles, including a stop for loss. Teamed with Jurrell Casey to stuff Kenyan Drake for a one-yard loss on a rush up the middle in the third quarter. Combined with Casey to sniff out a Drake run for a three-yard loss and another rush for no gain in the fourth quarter.
- Against Houston (9/16), started at linebacker and led the team with 10 tackles and a quarterback pressure. Posted a special teams stop on coverage units. Stonewalled Lamar Miller for no gain on a rush off left tackle in the third stanza.
- At Jacksonville (9/23), started at linebacker and led the team with 13 tackles, two tackles for loss, a sack, a quarterback pressure and a pass defended. Dropped Blake Bortles for a four-yard sack early in the first quarter. Halted a Jaguars' drive by combining with Austin Johnson to stuff T.J. Yeldon for no gain on a third-and-one rush in the second quarter. Ended a Jaguars' drive by breaking up a pass intended for Keelan Cole in the third stanza.
- Against Philadelphia (9/30), started at linebacker but left the game early in the first quarter with an injury.
- At Buffalo (10/7), was inactive ending a streak of 77 consecutive games played. It was the fifth-longest active streak of its kind among NFL linebackers.
- At Dallas (11/5), made his 100th career start at linebacker and led the team with 10 tackles, including a sack, a stop for loss and a quarterback pressure. Recovered a Dak Prescott fumble after a Jayon Brown strip-sack in the third quarter. Dropped Dak Prescott for a sack late in the game.
- Against New England (11/11), named AFC Defensive Player of the Week after leading the team with 12 tackles, including a career-high-tying 1.5 sacks, a team-best five quarterback pressures and a stop for loss. Ended a Patriots' drive by dropping Tom Brady for an 11-yard sack on third-and-eight in the first quarter. Ended a Patriots' drive by combining with Jayon Brown to sack Tom Brady for a five-yard loss on third-and-nine on the opening drive of the third quarter.
- At Indianapolis (11/18), started at linebacker and led the team with 10 tackles. Combined with Jurrell Casey to stonewall Marlon Mack for no gain on a rush up the middle in the third stanza. Stuffed Mack for no gain on a third-and-one rush up the middle in the third quarter.
- Against Washington (12/22), started at linebacker and totaled 10 tackles, including a sack, a stop for loss and two quarterback pressures. Dropped Josh Johnson for a 12-yard sack at the Redskins' two-yard line early in the second quarter.
- Against Indianapolis (12/30), started at linebacker and led the team with 14 tackles, including a stop for loss. Stuffed Marlon Mack for a two-yard loss on a rush off right tackle in the first quarter.

2017 (16/16, 2/2 - Tennessee): Started all 16 games at linebacker and

led the team with a career-high 172 tackles and 17 stops for loss. His 172 tackles ranked second by a defender in the franchise's "Titans era" (1999-present). Ranked fourth on the squad with five sacks. Posted 15 quarterback pressures, five passes defended, two fumble recoveries and three special teams tackles. Started at linebacker in both postseason contests and collected 10 tackles, a half sack, a quarterback pressure and a stop for loss. Led or tied for the team lead in tackles 11 times in 2017 (vs. OAK, at JAX, vs. SEA, at HOU, vs. IND, vs. BAL, vs. CIN, vs. HOU, at ARZ, at SF, at KC). Led or tied for the team lead in sacks three times in 2017 (vs. OAK, vs. IND, at SF). Led the team in passes defended once in 2017 (at MIA). Led the team in quarterback pressures once in 2017 (vs. IND). Notched a career-high 20 tackles against Baltimore (11/5/17), which is the most by a defender in the Titans era. Played in his 150th career regular season game against the Los Angeles Rams (12/24/17).

- Against Oakland (9/10), started at linebacker and tied for the team lead with 10 tackles, including a sack, a stop for loss and a quarterback pressure. Dropped Derek Carr for a five-yard sack in the second quarter.
- At Jacksonville (9/17), started at linebacker. Led the team and tied a then career-best with 15 tackles, including a stop for loss.
- Against Seattle (9/24), started at linebacker and notched a team-best 13 tackles, including two tackles for loss and three quarterback pressures.
- At Houston (10/1), started at linebacker and led the team with 12 tackles, including a stop for loss and a quarterback pressure.
- Against Indianapolis (10/16), started at linebacker and led the team with 11 tackles, a sack, two quarterback pressures and a fumble recovery. Recovered a Jack Doyle fumble that was forced by Avery Williamson in the third quarter. Forced a critical intentional grounding penalty with a rush up the middle in the fourth quarter. Halted a potential Colts' scoring drive by forcing Jacoby Brissett out of bounds for a sack on fourth-and-one late in the fourth quarter.
- Against Baltimore (11/5), started at linebacker and led the team with a career-high 20 tackles, which is the most by a defender in the Titans era. Posted three stops for loss, a quarterback pressure and a pass defended. Ended a Ravens' drive by stopping Bobby Rainey for a one-yard loss on a short third-and-three pass in the third quarter. Halted a potential Ravens' scoring drive by stonewalling Javorius Allen for no gain on a critical fourth-and-one rush up the middle in the fourth quarter.
- At Indianapolis (11/26), started at linebacker and registered 10 tackles, including a sack and three quarterback pressures. Dropped Jacoby Brissett for a sack in the second quarter.
- Against Houston (12/3), started at linebacker and led the team with 15 tackles, including a stop for loss and a quarterback pressure. Combined with Jurrell Casey to stuff Andre Ellington for a one-yard loss on a rush off left tackle in the second stanza.
- At Arizona (12/10), started at linebacker and tied for the team lead with 10 tackles, including a sack, a quarterback pressure and four stops for loss. Stuffed Kerwynn Williams for a one-yard loss on a rush off right tackle in the second quarter. Dropped Blaine Gabbert for an eight-yard sack.
- At San Francisco (12/17), started at linebacker and led the team with 12 tackles, including a sack, two stops for loss and a quarterback pressure. Stopped Jimmy Garoppolo for a six-yard loss after the signal caller hauled in his own batted ball in the fourth quarter. Sacked Jimmy Garoppolo for a 10-yard loss on a third-and-11 in the fourth quarter.
- Against Los Angeles Rams (12/24), started at linebacker in his 150th career regular season contest and notched four tackles and a fumble recovery for a touchdown. Recovered a Jared Goff fumble that was forced by Jurrell Casey and returned it four yards for a touchdown with 5:20 left to play in the second quarter.
- At Kansas City (1/6), started at linebacker and tied for the team lead with eight tackles, including a half sack, a stop for loss and a quarterback pressure. Teamed with Brian Orakpo to drop Alex Smith for an eight-yard sack in the second quarter.

2016 (16/10 - Tennessee): Played in all 16 games with 10 starts at linebacker and ranked second on the team with 88 tackles. Led the squad with seven tackles for loss. Registered two sacks, an interception, eight quarterback pressures and six passes defended. Collected six special teams tackles on coverage units. Led or tied for the team lead in tackles twice in 2016 (at SD, at KC). Led or tied for the team lead in sacks twice in 2016 (vs. CLE, at SD). Led or tied for the team lead in passes defended twice in 2016 (at MIA, at CHI). Tied for the team lead in special teams tackles twice in 2016 (vs. MIN, at IND).

- Against Minnesota (9/11), started at linebacker and collected six tackles, two quarterback pressures and a pass defended. Notched a special teams tackle on coverage units.

- At Detroit (9/18), saw significant action as a reserve at linebacker and posted eight tackles. Teamed with Angelo Blackson to stuff Theo Riddick for a one-yard loss on a rush off left tackle in the second quarter.
- At Houston (10/2), started at linebacker and recorded five tackles, including two stops for loss and two quarterback pressures. Shot through the line and stuffed Lamar Miller for a three-yard loss on a rush off right end in the second quarter. Stopped Miller for no gain on a rush up the middle in the fourth quarter.
- Against Cleveland (10/16), started at linebacker and notched five tackles, including a sack and two quarterback pressures. Dropped Cody Kessler for a sack early in the opening stanza.
- At San Diego (11/6), played as a reserve at linebacker and tied for the team lead with 10 tackles, including a sack, a tackle for loss and a quarterback pressure. Stuffed Melvin Gordon for a two-yard loss on a rush off left tackle in the first quarter. Halted a Chargers' drive by dropping Philip Rivers for a seven-yard sack on third-and-16 in the second quarter.
- At Indianapolis (11/20), started at linebacker and recorded eight tackles. Tied for the team lead with a special teams tackle. Teamed with Angelo Blackson to stuff Frank Gore for no gain on a rush off right tackle in the first quarter. Combined with Derrick Morgan to stuff Gore for no gain on a rush up the middle in the second stanza. Combined with Avery Williamson to stop Gore for no gain on a rush off right tackle late in the fourth quarter.
- At Chicago (11/27), saw significant action as a reserve at inside linebacker and registered eight tackles, including a stop for loss. Posted a team-best three passes defended, including his first interception of the season. Intercepted a Matt Barkley pass intended for Ben Braunecker and returned it 21 yards midway through the second quarter. Tackled Eddie Royal for a six-yard loss on a short pass in the second quarter. Broke up a pass intended for Jordan Howard in the final stanza. Batted down a pass intended for Daniel Brown at the goalline late in the fourth quarter.
- At Kansas City (12/18), started at linebacker and led the team with eight tackles, including two stops for loss. Stuffed Charcandrick West for a one-yard loss on a rush off right end in the second quarter. Stonewalled Spencer Ware for no gain on a third-and-goal rush from the one-yard line in the second quarter.
- Against Houston (1/1), started at linebacker and registered six tackles, including a stop for loss. Collected a special teams tackle on coverage units. Stopped Jonathan Grimes for a one-yard loss on a rush off right tackle early in the second quarter.

2015 (16/12 - Tennessee): Played in all 16 games with 12 starts at inside linebacker. Ranked second on the team with 110 tackles and third on the squad with five sacks. Registered seven tackles for loss, nine quarterback pressures, three passes defended, a forced fumble and a fumble recovery. Posted six special teams tackles on coverage units. Led or tied for the team lead in tackles five times in 2015 (vs. BUF, vs. ATL, at NO, at JAX, at NYJ). Tied for the team lead in sacks four times in 2015 (at CLE, vs. MIA, vs. CAR, at JAX). Tied for the team lead in quarterback pressures twice in 2015 (vs. MIA, vs. CAR). Led the team in passes defended once in 2015 (at IND). Led the team in tackles for loss once in 2015 (vs. MIA). Tied for the team lead in special teams tackles twice in 2015 (at CLE, vs. HOU).

- At Cleveland (9/20), saw action as a reserve at inside linebacker and amassed a sack and a forced fumble. Collected a special teams tackle on coverage units. Ended a Cleveland drive by sacking Johnny Manziel and forcing a fumble that was recovered by the Browns on third-and-10 in the third quarter.
- Against Buffalo (10/11), started at linebacker and led the team with 10 tackles. Stuffed Boobie Dixon for no gain on a rush in the second quarter.
- Against Miami (10/18), started at inside linebacker and tallied 11 tackles, including a sack, two stops for loss and a quarterback pressure. Stonewalled Lamar Miller for a two-yard loss on a rush up the middle in the second quarter. Ended a Dolphins' drive by dropping Ryan Tannehill for a 10-yard sack on third-and-10 early in the fourth quarter.
- Against Atlanta (10/25), started at inside linebacker and led the team with 11 tackles. Teamed with Avery Williamson to stuff Devonta Freeman for no gain on a rush off left guard early in the fourth quarter. Met fullback Patrick DiMarco in the air and stoned him for no gain on a third down goalline rush.
- At New Orleans (11/8), started at inside linebacker and tied for the team lead with 10 tackles, including a sack, a tackle for loss and a quarterback pressure. Notched a solo special teams stop. Sacked Drew Brees for an 11-yard sack in the third stanza.
- Against Carolina (11/15), started at inside linebacker and tallied 10 tackles, including a sack, two quarterback pressures and a stop for loss. Stuffed Jonathan Stewart for no gain on a rush up the middle in the first

quarter. Collected a one-yard sack of Cam Newton in the third quarter. Shot through the line and stuffed Stewart for no gain on a third-down goalline rush in the final stanza.

- At Jacksonville (11/19), started at inside linebacker and tied for the team lead with six tackles, a sack, two stops for loss and a quarterback pressure. Dropped Blake Bortles for a six-yard sack in the second quarter. Combined with Avery Williamson to stuff Denard Robinson for no gain on a rush up the middle in the third quarter. Forced the Jaguars to attempt a field goal by stuffing Robinson for no gain on a third-and-two rush off right end in the third stanza.
- Against Jacksonville (12/6), started at inside linebacker and posted five tackles, a quarterback pressure, a pass defended and a fumble recovery for a touchdown. Combined with Brain Orakpo to stuff T.J. Yeldon for no gain on a rush in the second quarter. Collected his first career touchdown by scooping up a botched shotgun snap and diving into the end zone for a three-yard fumble return for a score with 7:46 left to play in the game.
- At N.Y. Jets (12/13), started at inside linebacker and tied for the team lead with eight tackles. Collected a special teams tackle on coverage units. Combined with Angelo Blackson to stop Chris Ivory for no gain on a rush up the middle in the third quarter.

2014 (16/16 - Tennessee): Started all 16 games at linebacker and led the team with a career-high 134 tackles in his first season with the Titans. Tied for second on the team with two interceptions and tallied two and a half sacks, nine quarterback pressures, eight stops for loss and four passes defended. Notched two special teams tackles on coverage units. Led or tied for the team lead in tackles six times in 2014 (at KC, at CIN, at IND, at WAS, vs. NYG, vs. IND). Tied for the team lead in sacks once in 2014 (at KC). Led or tied for the team lead in passes defended twice in 2014 (at IND, at WAS). Was voted a team captain for the 2014 season by his teammates.

- At Kansas City (9/7), started at linebacker and led the team with seven tackles, including a sack and a tackle for loss. Halted a Chiefs' drive by sacking Alex Smith for a three-yard loss on third-and-three on the first possession of the game.
- Against Dallas (9/14), started at linebacker and finished second on the team with 10 tackles. Teamed with Derrick Morgan to stop DeMarco Murray for no gain on a rush off left guard in the third quarter. Stopped Lance Dunbar for no gain on a rush up the middle in the fourth quarter.
- At Cincinnati (9/21), started at linebacker and led the team with 11 tackles, including a stop for loss. Stuffed Ryan Hewitt for no gain on rush up the middle late in the fourth quarter.
- At Indianapolis (9/28), started at linebacker and led the team with 12 tackles, two quarterback pressures, two passes defended, including an interception. Halted a Colts' drive by knocking down a pass intended for T.Y. Hilton on third-and-16 early in the first quarter. Set up the Titans first touchdown by intercepting an Andrew Luck pass intended for Hakeem Nicks late in the second quarter. Stopped Trent Richardson for no gain on a rush off right end early in the fourth quarter.
- At Washington (10/19), started at inside linebacker and led the team with 11 tackles, an interception and a quarterback pressure. Combined with Kamerion Wimbley to stuff Alfred Morris for a three-yard loss on a rush off left end in the second quarter. Set up a Titans' touchdown by intercepting a Kirk Cousins pass intended for Andre Roberts in the second quarter.
- Against Houston (10/26), started at linebacker and posted eight tackles, including two tackles for loss and a quarterback pressure. Stuffed Arian Foster for a two-yard loss on a rush off right tackle in the opening quarter. Combined with Al Woods to stuff Alfred Blue for a one-yard loss on a rush off right tackle late in the third quarter. Stonewalled Blue for a one-yard loss on a rush off right tackle in the fourth quarter.
- Against N.Y. Giants (12/7), played in his 100th career regular season game. Started at linebacker and tied for the team lead with 10 tackles, including a stop for loss and a quarterback pressure. Combined with Ropati Pitoitua to stop Andre Williams for no gain on a rush off right tackle in the fourth quarter.
- At Jacksonville (12/18), started at linebacker and registered five tackles, including a sack, a stop for loss and a quarterback pressure. Collected a special teams stop on coverage units. Dropped Blake Bortles for a five-yard sack in the third quarter.

2013 (14/10, 3/0 - Denver): Was elected a defensive season captain, played 14 games with 10 starts. Earned his third career Broncos' Walter Payton NFL Man of the Year award. Ranked second on the team with 83 tackles and added 1.5 sacks, one interception, three tackles for a loss,

eight quarterback hits, four pass breakups and one forced fumble. Played all three playoff contests, finishing with seven tackles.

- Against Baltimore (9/5), finished second on the club with 10 tackles, including half a sack, one tackle for a loss, two quarterback hits and one pass breakup.
- At N.Y. Giants (9/15), finished second with seven tackles and added a pass breakup and a quarterback hit.
- Against Oakland (9/23), tied for the team lead with eight tackles and added half a sack and a pair of quarterback hits.
- Against Philadelphia (9/29), recorded half a sack and finished third on the team with eight tackles.
- At New England (11/24), set a career high with 15 tackles and forced a fumble.
- At Kansas City (12/1), intercepted Alex Smith's pass in the end zone.

2012 (15/14, 1/1 – Denver): Appeared in 15 regular season games, starting a career-high 14 contests, and led the club with 114 tackles (70 solo), to go along with 5.5 sacks (47.5 yds.), three interceptions (40 yds.), six passes defended, one forced fumble and one fumble recovery. Added three special teams stops. Became the only player in the NFL in 2012—and just the 12th player in the last 30 years—to record at least 100 tackles, five sacks and three interceptions in a single season. Named to *USA Today's* All-Joe Team and earned the Darrent Williams Good Guy Award from the Denver chapter of the Pro Football Writers of America.

- Against New Orleans (10/28), earned the AFC Defensive Player of the Week Award honors after setting or matching career highs in nearly every defensive category and becoming the first Bronco to post one sack, one interception and one forced fumble in the same game.
- At Cincinnati (11/4), finished with a team-high 14 tackles.
- Against Cleveland (12/23), set a career high with 1.5 sacks.
- Against Baltimore (1/12), tied for second on the team with seven tackles in Denver's AFC Divisional Playoff Game.

2011 (15/7, 2/0 – Denver): Played in 15 games, starting a then career-high seven contests. Ranked second on the team with 87 tackles to go along with two passes defended and two forced fumbles. Led the club with 10 special teams tackles for the second consecutive season and the third time in his four years with the team. Added one forced fumble on the kickoff coverage unit. Saw action in both of Denver's postseason games and collected one special teams stop.

- Against Cincinnati (9/18), matched a career-high with 13 tackles (10 solo) and added a pass defended.
- Against Chicago (12/11), forced a Marion Barber fumble in Denver territory in overtime to prevent a game-winning score and set up Denver's offense for the go-ahead field goal.

2010 (11/3 – Denver): Was named a team captain for the third consecutive year. Played 11 games with three starts and totaled 23 tackles, including one sack for 10 yards, in addition to a team-leading 15 special teams stops. Tied for fifth in the NFL with 1.36 special teams tackles per game.

- Against San Diego (1/2), recorded his first career sack for 10 yards in the regular-season finale.

2009 (16/0 – Denver): Was named a team captain. Played as a reserve in all 16 games and posted 35 tackles, one interception, two pass breakups and one forced fumble. Tied for fourth on the team with nine special teams tackles.

- At Cincinnati (9/13), made his first career interception.
- Against Pittsburgh (11/9), placed second on the club with seven tackles.
- At Kansas City (12/6), had three special teams tackles.

2008 (16/6 – Denver): Entered the NFL with the Broncos as a college free agent on April 28. Played all 16 games with six starts as a rookie and ranked eighth on the team with 54 tackles while adding one pass breakup and one forced fumble. Tied for the team lead with 11 special-teams tackles, including eight stops on kickoff coverage that tied for the club best. Was the only Broncos player to rank among the top eight on the team in both defensive tackles and special-teams stops. Tied for fourth in the league in unassisted tackles (36) according to press box totals during a stretch from Weeks 10-14 when he logged the first five starts of his NFL career. Also saw time at safety late in the year.

- At N.Y. Jets (11/30), registered a season-best 13 stops.

COLLEGE:

- Earned first-team All-Southeastern Conference honors during each of his final two seasons at the University of Kentucky, where he played 47 career games with 42 starts and led the Wildcats in tackles during each of his last three years.
- Concluded his collegiate career ranked eighth in Wildcats history with 395 tackles (259 solo) while adding 6.5 sacks (48 yds.), two interceptions, 12 pass breakups, seven forced fumbles and seven fumble recoveries.
- As a senior, led the SEC in tackles per game (10.6) and tied for 14th in the nation with 139 total stops.
- Posted 122 tackles as a junior that represented the second-highest total in the SEC and ranked 14th in the nation.
- Garnered honorable mention All-SEC accolades as a sophomore with 100 tackles (75 solo).
- Began his collegiate career as a strong safety before switching to linebacker midway through his freshman season. Earned freshman all-conference honors and became the first-ever Kentucky freshman to serve as a team captain.
- Earned a bachelor's degree in social work from Kentucky.

PERSONAL:

- Married to Veronica and the couple has a son, Greyson, and three daughters, Noah Elle, Luca Cruz and Layn Lennox.
- Was named the Georgia Class AAA Defensive Player of the Year by the *Atlanta Journal-Constitution* after posting 125 tackles as a senior at LaGrange (Ga.) High School. Helped his team post a 51-3 combined record during his prep career and win two state championships.
- Earned the Darrent Williams Good Guy Award from the Denver chapter of the Pro Football Writers of America in 2012.
- Follow Woodyard on Twitter and on Instagram at @WoodDro52.
- Born Wesley Woodyard, Jr. on July 21, 1986, in LaGrange, Ga.

WESLEY WOODYARD'S GAME-BY-GAME

2008 Denver Broncos

| Date | Opp | W/L | P/S | Tot | Solo | Asst | Sk | - Yds | QBP | TFL | Int | - Yds | -TD | PD | FF | FR | - Yds | SpT |
|---------------|-------|-----|-----|------------|-------------|-----------|-----------|----------|------------|------------|-----------|-----------|----------|----------|----------|----------|----------|----------|
| Sept 8 | @ Oak | W | p | 0 | 0 | 0 | 0.0 | 0.0 | NA | NA | 0 | 0 | 0 | 0 | 0 | 0 | 0 | 0 |
| Sept 14 | SD | W | p | 0 | 0 | 0 | 0.0 | 0.0 | NA | NA | 0 | 0 | 0 | 0 | 0 | 0 | 0 | 0 |
| Sept 21 | NO | W | p | 0 | 0 | 0 | 0.0 | 0.0 | NA | NA | 0 | 0 | 0 | 0 | 0 | 0 | 0 | 0 |
| Sept 28 | @ KC | L | p | 0 | 0 | 0 | 0.0 | 0.0 | NA | NA | 0 | 0 | 0 | 0 | 0 | 0 | 0 | 0 |
| Oct 5 | TB | W | p | 0 | 0 | 0 | 0.0 | 0.0 | NA | NA | 0 | 0 | 0 | 0 | 0 | 0 | 0 | 0 |
| Oct 12 | Jax | L | p | 0 | 0 | 0 | 0.0 | 0.0 | NA | NA | 0 | 0 | 0 | 0 | 0 | 0 | 0 | 0 |
| Oct 20 | @ NE | L | p | 0 | 0 | 0 | 0.0 | 0.0 | NA | NA | 0 | 0 | 0 | 0 | 0 | 0 | 0 | 0 |
| Nov 2 | Mia | L | p | 0 | 0 | 0 | 0.0 | 0.0 | NA | NA | 0 | 0 | 0 | 0 | 0 | 0 | 0 | 0 |
| Nov 6 | @ Cle | W | S | 10 | 9 | 1 | 0.0 | 0.0 | NA | NA | 0 | 0 | 0 | 0 | 0 | 0 | 0 | 0 |
| Nov 16 | @ Atl | W | S | 11 | 8 | 3 | 0.0 | 0.0 | NA | NA | 0 | 0 | 0 | 0 | 0 | 0 | 0 | 0 |
| Nov 23 | Oak | L | S | 8 | 7 | 1 | 0.0 | 0.0 | NA | NA | 0 | 0 | 0 | 0 | 0 | 0 | 0 | 0 |
| Nov 30 | @ NYJ | W | S | 13 | 11 | 2 | 0.0 | 0.0 | NA | NA | 0 | 0 | 0 | 0 | 1 | 0 | 0 | 0 |
| Dec 7 | KC | W | S | 8 | 8 | 0 | 0.0 | 0.0 | NA | NA | 0 | 0 | 0 | 1 | 0 | 0 | 0 | 0 |
| Dec 14 | @ Car | L | S | 2 | 2 | 0 | 0.0 | 0.0 | NA | NA | 0 | 0 | 0 | 0 | 0 | 0 | 0 | 0 |
| Dec 21 | Buf | L | p | 2 | 2 | 0 | 0.0 | 0.0 | NA | NA | 0 | 0 | 0 | 0 | 0 | 0 | 0 | 0 |
| Dec 28 | @ SD | L | p | 0 | 0 | 0 | 0.0 | 0.0 | NA | NA | 0 | 0 | 0 | 0 | 0 | 0 | 0 | 0 |
| Totals | | | | 8-8 | 16/6 | 54 | 47 | 7 | 0.0 | 0.0 | NA | NA | 0 | 0 | 1 | 1 | 0 | 0 |

2009 Denver Broncos

| Date | Opp | W/L | P/S | Tot | Solo | Asst | Sk | - Yds | QBP | TFL | Int | - Yds | -TD | PD | FF | FR | - Yds | SpT |
|---------------|-------|-----|-----|------------|-------------|-----------|-----------|-----------|------------|------------|-----------|-----------|----------|----------|----------|----------|----------|----------|
| Sept 13 | @ Cin | W | p | 2 | 1 | 0 | 0.0 | 0.0 | NA | NA | 1 | 0 | 0 | 1 | 0 | 0 | 0 | 0 |
| Sept 20 | Cle | W | p | 1 | 1 | 0 | 0.0 | 0.0 | NA | NA | 0 | 0 | 0 | 0 | 0 | 0 | 0 | 0 |
| Sept 27 | Oak | W | p | 2 | 0 | 0 | 0.0 | 0.0 | NA | NA | 0 | 0 | 0 | 0 | 0 | 0 | 0 | 0 |
| Oct 4 | Dal | W | p | 3 | 2 | 0 | 0.0 | 0.0 | NA | NA | 0 | 0 | 0 | 0 | 0 | 0 | 0 | 0 |
| Oct 11 | NE | W | p | 5 | 3 | 0 | 0.0 | 0.0 | NA | NA | 0 | 0 | 0 | 0 | 1 | 0 | 0 | 0 |
| Oct 19 | @ SD | W | p | 1 | 1 | 0 | 0.0 | 0.0 | NA | NA | 0 | 0 | 0 | 1 | 0 | 0 | 0 | 0 |
| Nov 1 | @ Bal | L | p | 2 | 1 | 0 | 0.0 | 0.0 | NA | NA | 0 | 0 | 0 | 0 | 0 | 0 | 0 | 0 |
| Nov 9 | Pit | L | p | 7 | 6 | 0 | 0.0 | 0.0 | NA | NA | 0 | 0 | 0 | 0 | 0 | 0 | 0 | 0 |
| Nov 15 | @ Was | L | p | 3 | 3 | 0 | 0.0 | 0.0 | NA | NA | 0 | 0 | 0 | 0 | 0 | 0 | 0 | 0 |
| Nov 22 | SD | L | p | 0 | 0 | 0 | 0.0 | 0.0 | NA | NA | 0 | 0 | 0 | 0 | 0 | 0 | 0 | 0 |
| Nov 26 | NYG | W | p | 1 | 1 | 0 | 0.0 | 0.0 | NA | NA | 0 | 0 | 0 | 0 | 0 | 0 | 0 | 0 |
| Dec 6 | @ KC | W | p | 1 | 1 | 0 | 0.0 | 0.0 | NA | NA | 0 | 0 | 0 | 0 | 0 | 0 | 0 | 0 |
| Dec 13 | @ Ind | L | p | 3 | 1 | 0 | 0.0 | 0.0 | NA | NA | 0 | 0 | 0 | 0 | 0 | 0 | 0 | 0 |
| Dec 20 | Oak | L | p | 2 | 2 | 0 | 0.0 | 0.0 | NA | NA | 0 | 0 | 0 | 0 | 0 | 0 | 0 | 0 |
| Dec 27 | @ Phi | L | p | 0 | 0 | 0 | 0.0 | 0.0 | NA | NA | 0 | 0 | 0 | 0 | 0 | 0 | 0 | 0 |
| Jan 3 | KC | L | p | 2 | 2 | 0 | 0.0 | 0.0 | NA | NA | 0 | 0 | 0 | 0 | 0 | 0 | 0 | 0 |
| Totals | | | | 8-8 | 16/0 | 35 | 25 | 10 | 0.0 | 0.0 | NA | NA | 1 | 0 | 0 | 2 | 1 | 0 |

WESLEY WOODYARD'S GAME-BY-GAME CONT.

2010 Denver Broncos

| Date | Opp | W/L | P/S | Tot Solo Asst | Sk - Yds | QBP | TFL | Int - Yds | -TD | PD | FF | FR - Yds | SpT |
|---------------|-------|-----|------------------|----------------|-----------------|-----------|-----------|--------------|--------------|--------------|--------------|--------------|------------|
| Sept 12 | @ Jax | L | p | 0 0 0 | 0.0 0.0 | NA | NA | 0 0 0 | 0 0 0 | 0 0 0 | 0 0 0 | 0 0 0 | 0 0 |
| Sept 19 | Sea | W | IA | | | | | | | | | | |
| Sept 26 | Ind | L | S | 0 0 0 | 0.0 0.0 | NA | NA | 0 0 0 | 0 0 0 | 0 0 0 | 0 0 0 | 0 0 0 | 0 0 |
| Oct 3 | @ Ten | W | IA | | | | | | | | | | |
| Oct 10 | @ Bal | L | S | 0 0 0 | 0.0 0.0 | NA | NA | 0 0 0 | 0 0 0 | 0 0 0 | 0 0 0 | 0 0 0 | 0 0 |
| Oct 17 | NYJ | L | IA | | | | | | | | | | |
| Oct 24 | Oak | L | IA | | | | | | | | | | |
| Oct 31 | @ SF | L | IA | | | | | | | | | | |
| Nov 14 | KC | W | S | 0 0 0 | 0.0 0.0 | NA | NA | 0 0 0 | 0 0 0 | 0 0 0 | 0 0 0 | 0 0 0 | 0 0 |
| Nov 22 | @ SD | L | p | 6 4 2 | 0.0 0.0 | NA | NA | 0 0 0 | 0 0 0 | 0 0 0 | 0 0 0 | 0 0 0 | 0 0 |
| Nov 28 | StL | L | p | 0 0 0 | 0.0 0.0 | NA | NA | 0 0 0 | 0 0 0 | 0 0 0 | 0 0 0 | 0 0 0 | 0 0 |
| Dec 5 | @ KC | L | p | 1 1 0 | 0.0 0.0 | NA | NA | 0 0 0 | 0 0 0 | 0 0 0 | 0 0 0 | 0 0 0 | 0 0 |
| Dec 12 | @ Ari | L | p | 1 1 0 | 0.0 0.0 | NA | NA | 0 0 0 | 0 0 0 | 0 0 0 | 0 0 0 | 0 0 0 | 0 0 |
| Dec 19 | @ Oak | L | p | 1 1 0 | 0.0 0.0 | NA | NA | 0 0 0 | 0 0 0 | 0 0 0 | 0 0 0 | 0 0 0 | 0 0 |
| Dec 26 | Hou | W | S | 9 8 1 | 0.0 0.0 | NA | NA | 0 0 0 | 0 0 0 | 0 0 0 | 0 0 0 | 0 0 0 | 0 0 |
| Jan 2 | SD | L | S | 5 5 0 | 1.0 10.0 | NA | NA | 0 0 0 | 0 0 0 | 0 0 0 | 0 0 0 | 0 0 0 | 0 0 |
| Totals | | | 4-12 11/3 | 23 20 3 | 1.0 10.0 | NA | NA | 0 0 0 | 0 0 0 | 0 0 0 | 0 0 0 | 0 0 0 | 0 0 |

2011 Denver Broncos

| Date | Opp | W/L | P/S | Tot Solo Asst | Sk - Yds | QBP | TFL | Int - Yds | -TD | PD | FF | FR - Yds | SpT |
|-----------------|-------|-----|-----------------|-----------------|----------------|-----------|-----------|--------------|--------------|--------------|--------------|--------------|------------|
| Sept 12 | Oak | L | S | 6 5 1 | 0.0 0.0 | NA | NA | 0 0 0 | 0 0 0 | 0 0 0 | 0 0 0 | 0 0 0 | 0 0 |
| Sept 18 | Cin | W | S | 13 10 3 | 0.0 0.0 | NA | NA | 0 0 0 | 1 0 0 | 0 0 0 | 0 0 0 | 0 0 0 | 0 0 |
| Sept 25 | @ Ten | L | S | 9 6 3 | 0.0 0.0 | NA | NA | 0 0 0 | 0 0 0 | 0 0 0 | 0 0 0 | 0 0 0 | 0 0 |
| Oct 2 | @ GB | L | S | 6 4 2 | 0.0 0.0 | NA | NA | 0 0 0 | 0 0 0 | 0 0 0 | 0 0 0 | 0 0 0 | 0 0 |
| Oct 9 | SD | L | p | 7 6 1 | 0.0 0.0 | NA | NA | 0 0 0 | 0 0 0 | 0 0 0 | 0 0 0 | 0 0 0 | 0 0 |
| Oct 30 | @ Mia | W | S | 4 3 1 | 0.0 0.0 | NA | NA | 0 0 0 | 0 0 0 | 0 0 0 | 0 0 0 | 0 0 0 | 0 0 |
| Oct 23 | Det | L | S | 8 5 3 | 0.0 0.0 | NA | NA | 0 0 0 | 0 0 0 | 0 0 0 | 0 0 0 | 0 0 0 | 0 0 |
| Nov 6 | @ Oak | W | p | 3 2 1 | 0.0 0.0 | NA | NA | 0 0 0 | 0 0 0 | 0 0 0 | 0 0 0 | 0 0 0 | 0 0 |
| Nov 13 | @ KC | W | IA | | | | | | | | | | |
| Nov 17 | NYJ | W | p | 7 5 2 | 0.0 0.0 | NA | NA | 0 0 0 | 0 0 1 | 0 0 0 | 0 0 0 | 0 0 0 | 0 0 |
| Nov 27 | @ SD | W | p | 7 3 4 | 0.0 0.0 | NA | NA | 0 0 0 | 0 0 0 | 0 0 0 | 0 0 0 | 0 0 0 | 0 0 |
| Dec 4 | @ Min | W | p | 4 2 2 | 0.0 0.0 | NA | NA | 0 0 0 | 0 0 0 | 0 0 0 | 0 0 0 | 0 0 0 | 0 0 |
| Dec 11 | Chi | W | p | 2 2 0 | 0.0 0.0 | NA | NA | 0 0 0 | 0 0 1 | 0 0 0 | 0 0 0 | 0 0 0 | 0 0 |
| Dec 18 | NE | L | S | 8 5 3 | 0.0 0.0 | NA | NA | 0 0 0 | 0 0 0 | 0 0 0 | 0 0 0 | 0 0 0 | 0 0 |
| Dec 24 | @ Buf | L | p | 3 2 1 | 0.0 0.0 | NA | NA | 0 0 0 | 1 0 0 | 0 0 0 | 0 0 0 | 0 0 0 | 0 0 |
| Jan 1 | KC | L | p | 0 0 0 | 0.0 0.0 | NA | NA | 0 0 0 | 0 0 0 | 0 0 0 | 0 0 0 | 0 0 0 | 0 0 |
| Totals | | | 8-8 15/7 | 87 60 27 | 0.0 0.0 | NA | NA | 0 0 0 | 0 0 2 | 2 2 0 | 0 0 0 | 0 0 0 | 0 0 |
| Playoffs | | | | | | | | | | | | | |
| Jan 8 | Pit | W | p | 0 0 0 | 0.0 0.0 | NA | NA | 0 0 0 | 0 0 0 | 0 0 0 | 0 0 0 | 0 0 0 | 0 0 |
| Jan 14 | @ NE | L | p | 0 0 0 | 0.0 0.0 | NA | NA | 0 0 0 | 0 0 0 | 0 0 0 | 0 0 0 | 0 0 0 | 0 0 |
| Totals | | | 1-1 2/0 | 0 0 0 | 0.0 0.0 | NA | NA | 0 0 0 | 0 0 0 | 0 0 0 | 0 0 0 | 0 0 0 | 0 0 |

2012 Denver Broncos

| Date | Opp | W/L | P/S | Tot Solo Asst | Sk - Yds | QBP | TFL | Int - Yds | -TD | PD | FF | FR - Yds | SpT |
|-----------------|-------|-----|-------------------|------------------|-----------------|-----------|-----------|---------------|--------------|--------------|--------------|--------------|------------|
| Sept 9 | Pit | W | S | 12 12 0 | 1.0 5.0 | NA | NA | 0 0 0 | 0 0 0 | 0 0 0 | 0 0 0 | 0 0 0 | 0 0 |
| Sept 17 | @ Atl | L | S | 6 5 1 | 0.0 0.0 | NA | NA | 0 0 0 | 0 0 0 | 0 0 0 | 0 0 0 | 0 0 0 | 0 0 |
| Sept 23 | Hou | L | p | 1 1 0 | 0.0 0.0 | NA | NA | 1 7 0 | 1 0 0 | 0 0 0 | 0 0 0 | 0 0 0 | 0 0 |
| Sept 30 | Oak | W | S | 6 1 5 | 0.5 1.0 | NA | NA | 0 0 0 | 0 0 0 | 0 0 0 | 0 0 0 | 0 0 0 | 0 0 |
| Oct 7 | @ NE | L | S | 11 5 6 | 0.5 10.0 | NA | NA | 0 0 0 | 0 0 0 | 0 0 0 | 0 0 0 | 0 0 0 | 0 0 |
| Oct 15 | @ SD | W | S | 9 6 3 | 0.0 0.0 | NA | NA | 0 0 0 | 0 0 0 | 0 0 0 | 0 0 0 | 0 0 0 | 0 0 |
| Oct 28 | NO | W | S | 13 9 4 | 1.0 12.0 | NA | NA | 1 8 0 | 2 1 0 | 0 0 0 | 0 0 0 | 0 0 0 | 0 0 |
| Nov 4 | @ Cin | W | S | 14 4 10 | 0.0 0.0 | NA | NA | 0 0 0 | 0 0 0 | 0 0 0 | 0 0 0 | 0 0 0 | 0 0 |
| Nov 11 | @ Car | W | S | 5 3 2 | 0.0 0.0 | NA | NA | 0 0 0 | 0 0 0 | 0 0 0 | 0 0 0 | 0 0 0 | 0 0 |
| Nov 18 | SD | W | S | 8 5 3 | 0.0 0.0 | NA | NA | 1 25 0 | 1 0 1 | 0 0 0 | 0 0 0 | 0 0 0 | 0 0 |
| Nov 25 | @ KC | W | S | 9 8 1 | 1.0 9.0 | NA | NA | 0 0 0 | 1 0 0 | 0 0 0 | 0 0 0 | 0 0 0 | 0 0 |
| Dec 2 | TB | W | S | 3 0 3 | 0.0 0.0 | NA | NA | 0 0 0 | 0 0 0 | 0 0 0 | 0 0 0 | 0 0 0 | 0 0 |
| Dec 6 | @ Oak | W | IA | | | | | | | | | | |
| Dec 16 | Bal | W | S | 5 4 1 | 0.0 0.0 | NA | NA | 0 0 0 | 0 0 0 | 0 0 0 | 0 0 0 | 0 0 0 | 0 0 |
| Dec 23 | Cle | W | S | 8 4 4 | 1.5 10.5 | NA | NA | 0 0 0 | 0 0 0 | 0 0 0 | 0 0 0 | 0 0 0 | 0 0 |
| Dec 30 | KC | W | S | 4 3 1 | 0.0 0.0 | NA | NA | 0 0 0 | 0 0 0 | 0 0 0 | 0 0 0 | 0 0 0 | 0 0 |
| Totals | | | 13-3 15/14 | 114 70 44 | 5.5 47.5 | NA | NA | 3 40 0 | 6 1 1 | 0 0 0 | 0 0 0 | 0 0 0 | 0 0 |
| Playoffs | | | | | | | | | | | | | |
| Jan 12 | Bal | L | S | 7 7 0 | 0.0 0.0 | NA | NA | 0 0 0 | 0 0 0 | 0 0 0 | 0 0 0 | 0 0 0 | 0 0 |
| Totals | | | 0-1 1/1 | 7 7 0 | 0.0 0.0 | NA | NA | 0 0 0 | 0 0 0 | 0 0 0 | 0 0 0 | 0 0 0 | 0 0 |

2013 Denver Broncos

| Date | Opp | W/L | P/S | Tot Solo Asst | Sk - Yds | QBP | TFL | Int - Yds | -TD | PD | FF | FR - Yds | SpT |
|---------|-------|-----|-----|---------------|----------|-----|-----|-----------|-------|-------|-------|----------|-----|
| Sept 5 | Bal | W | S | 10 5 5 | 0.5 4.0 | NA | NA | 0 0 0 | 1 0 0 | 0 0 0 | 0 0 0 | 0 0 0 | 0 0 |
| Sept 15 | @ NYG | W | S | 7 4 3 | 0.0 0.0 | NA | NA | 0 0 0 | 1 0 0 | 0 0 0 | 0 0 0 | 0 0 0 | 0 0 |
| Sept 23 | Oak | W | S | 8 4 4 | 0.5 5.5 | NA | NA | 0 0 0 | 0 0 0 | 0 0 0 | 0 0 0 | 0 0 0 | 0 0 |
| Sept 29 | Phi | W | S | 8 4 4 | 0.5 1.5 | NA | NA | 0 0 0 | 0 0 0 | 0 0 0 | 0 0 0 | 0 0 0 | 0 0 |
| Oct 6 | @ Dal | W | S | 2 2 0 | 0.0 0.0 | NA | NA | 0 0 0 | 0 0 0 | 0 0 0 | 0 0 0 | 0 0 0 | 0 0 |
| Oct 13 | Jax | W | IA | | | | | | | | | | |
| Oct 20 | @ Ind | L | IA | | | | | | | | | | |
| Oct 27 | Was | W | S | 5 4 1 | 0.0 0.0 | NA | NA | 0 0 0 | 0 0 0 | 0 0 0 | 0 0 0 | 0 0 0 | 0 0 |
| Nov 10 | @ SD | W | S | 11 5 6 | 0.0 0.0 | NA | NA | 0 0 0 | 0 0 0 | 0 0 0 | 0 0 0 | 0 0 0 | 0 0 |
| Nov 17 | KC | W | S | 5 1 4 | 0.0 0.0 | NA | NA | 0 0 0 | 1 0 0 | 0 0 0 | 0 0 0 | 0 0 0 | 0 0 |
| Nov 24 | @ NE | L | S | 15 7 8 | 0.0 0.0 | NA | NA | 0 0 0 | 0 0 0 | 0 0 0 | 0 0 0 | 0 0 0 | 0 0 |
| Dec 1 | @ KC | W | S | 5 5 0 | 0.0 0.0 | NA | NA | 1 0 0 | 1 1 0 | 0 0 0 | 0 0 0 | 0 0 0 | 0 0 |
| Dec 8 | Ten | W | p | 2 1 1 | 0.0 0.0 | NA | NA | 0 0 0 | 0 0 0 | 0 0 0 | 0 0 0 | 0 0 0 | 0 0 |

| | | | | | | | | | | | | | |
|-----------------|-------|---|-------------------|-----------------|-----------------|-----------|-----------|--------------|--------------|--------------|--------------|--------------|------------|
| Dec 12 | SD | L | p | 3 3 0 | 0.0 0.0 | NA | NA | 0 0 0 | 0 0 0 | 0 0 0 | 0 0 0 | 0 0 0 | 0 0 |
| Dec 22 | @ Hou | W | p | 1 1 0 | 0.0 0.0 | NA | NA | 0 0 0 | 0 0 0 | 0 0 0 | 0 0 0 | 0 0 0 | 0 0 |
| Dec 29 | @ Oak | W | p | 1 1 0 | 0.0 0.0 | NA | NA | 0 0 0 | 0 0 0 | 0 0 0 | 0 0 0 | 0 0 0 | 0 0 |
| Totals | | | 13-3 14/10 | 83 47 36 | 1.5 11.0 | NA | NA | 1 0 0 | 4 1 0 | 0 0 0 | 0 0 0 | 0 0 0 | 0 0 |
| Playoffs | | | | | | | | | | | | | |
| Jan 12 | SD | W | p | 2 1 1 | 0.0 0.0 | NA | NA | 0 0 0 | 0 0 0 | 0 0 0 | 0 0 0 | 0 0 0 | 0 0 |
| Jan 19 | NE | W | p | 2 2 0 | 0.0 0.0 | NA | NA | 0 0 0 | 0 0 0 | 0 0 0 | 0 0 0 | 0 0 0 | 0 0 |
| Feb 2 | Sea | L | p | 3 1 2 | 0.0 0.0 | NA | NA | 0 0 0 | 0 0 0 | 0 0 0 | 0 0 0 | 0 0 0 | 0 0 |
| Totals | | | 2-1 3/0 | 7 4 3 | 0.0 0.0 | NA | NA | 0 0 0 | 0 0 0 | 0 0 0 | 0 0 0 | 0 0 0 | 0 0 |

2014 Tennessee Titans

| Date | Opp | W/L | P/S | Tot Solo | Asst | Sk - Yds | QBP | TFL | Int - Yds | -TD | PD | FF | FR - Yds | SpT |
|---------|-------|------|-------|----------|------|----------|------|-----|-----------|-----|----|----|----------|-----|
| Sept 7 | @ KC | W | S | 7 | 4 | 3 1.0 | 3.0 | 0 | 1 | 0 | 0 | 0 | 0 | 0 |
| Sept 14 | Dal | L | S | 10 | 4 | 6 0.0 | 0.0 | 0 | 0 | 0 | 0 | 0 | 0 | 0 |
| Sept 21 | @ Cin | L | S | 11 | 4 | 7 0.0 | 0.0 | 0 | 1 | 0 | 0 | 0 | 0 | 0 |
| Sept 28 | @ Ind | L | S | 12 | 9 | 3 0.0 | 0.0 | 2 | 0 | 1 | 7 | 0 | 2 | 0 |
| Oct 5 | Cle | L | S | 4 | 2 | 2 0.0 | 0.0 | 0 | 0 | 0 | 0 | 0 | 0 | 0 |
| Oct 12 | Jax | W | S | 9 | 5 | 4 0.0 | 0.0 | 1 | 1 | 0 | 0 | 0 | 0 | 0 |
| Oct 19 | @ Was | L | S | 11 | 5 | 6 0.0 | 0.0 | 1 | 0 | 1 | 13 | 0 | 1 | 0 |
| Oct 26 | Hou | L | S | 8 | 4 | 4 0.0 | 0.0 | 1 | 2 | 0 | 0 | 0 | 0 | 0 |
| Nov 9 | @ Bal | L | S | 11 | 5 | 6 0.0 | 0.0 | 1 | 0 | 0 | 0 | 0 | 0 | 0 |
| Nov 17 | Pit | L | S | 3 | 0 | 3 0.5 | 4.0 | 1 | 0 | 0 | 0 | 0 | 0 | 0 |
| Nov 23 | @ Phi | L | S | 12 | 6 | 6 0.0 | 0.0 | 0 | 0 | 0 | 0 | 1 | 0 | 0 |
| Nov 30 | @ Hou | L | S | 6 | 4 | 2 0.0 | 0.0 | 0 | 1 | 0 | 0 | 0 | 0 | 0 |
| Dec 7 | NYG | L | S | 10 | 5 | 5 0.0 | 0.0 | 1 | 1 | 0 | 0 | 0 | 0 | 0 |
| Dec 14 | NYJ | L | S | 6 | 3 | 3 0.0 | 0.0 | 0 | 0 | 0 | 0 | 0 | 0 | 0 |
| Dec 18 | @ Jax | L | S | 5 | 2 | 3 1.0 | 5.0 | 1 | 1 | 0 | 0 | 0 | 0 | 0 |
| Dec 28 | Ind | L | S | 9 | 4 | 5 0.0 | 0.0 | 0 | 0 | 0 | 0 | 0 | 0 | 0 |
| Totals | | 2-14 | 16/16 | 134 | 66 | 68 2.5 | 12.0 | 9 | 8 | 2 | 20 | 0 | 4 | 0 |

WESLEY WOODYARD'S GAME-BY-GAME CONT.

| | | | | | | | | | | | | | | | | | | | |
|---------------|-------|---|---|------------|--------------|------------|------------|-----------|------------|-------------|-----------|-----------|----------|----------|----------|----------|----------|----------|-------------|
| Nov 26 | @ Ind | W | S | 10 | 7 | 3 | 1.0 | 0.0 | 3 | 0 | 0 | 0 | 0 | 0 | 0 | 0 | 0 | 0 | 0 |
| Dec 3 | Hou | W | S | 15 | 8 | 7 | 0.0 | 0.0 | 1 | 1 | 0 | 0 | 0 | 0 | 0 | 0 | 0 | 0 | 0 |
| Dec 10 | @ Ari | L | S | 10 | 7 | 3 | 1.0 | 8.0 | 1 | 4 | 0 | 0 | 0 | 0 | 0 | 0 | 0 | 0 | 0 |
| Dec 17 | @ SF | L | S | 12 | 7 | 5 | 1.0 | 10.0 | 1 | 2 | 0 | 0 | 0 | 0 | 0 | 0 | 0 | 0 | 0 |
| Dec 24 | LAR | L | S | 4 | 3 | 1 | 0.0 | 0.0 | 0 | 0 | 0 | 0 | 0 | 0 | 0 | 1 | 4t | 0 | 0 |
| Dec 31 | Jax | W | S | 7 | 3 | 4 | 0.0 | 0.0 | 0 | 0 | 0 | 0 | 0 | 1 | 0 | 0 | 0 | 1 | 0 |
| Totals | | | | 9-7 | 16/16 | 172 | 104 | 68 | 5.0 | 23.0 | 15 | 17 | 0 | 0 | 0 | 5 | 0 | 2 | 4t 3 |

Playoffs

| | | | | | | | | | | | | | | | | | | | |
|---------------|------|---|---|------------|------------|-----------|----------|----------|------------|------------|----------|----------|----------|----------|----------|----------|----------|----------|----------|
| Jan 6 | @ KC | W | S | 8 | 4 | 4 | 0.5 | 4.0 | 1 | 1 | 0 | 0 | 0 | 0 | 0 | 0 | 0 | 0 | 0 |
| Jan 13 | @ NE | L | S | 2 | 1 | 1 | 0.0 | 0.0 | 0 | 0 | 0 | 0 | 0 | 0 | 0 | 0 | 0 | 0 | 0 |
| Totals | | | | 1-1 | 2/2 | 10 | 5 | 5 | 0.5 | 4.0 | 1 | 1 | 0 | 0 | 0 | 0 | 0 | 0 | 0 |

2018 Tennessee Titans

| Date | Opp | W/L | P/S | Tot | Solo | Asst | Sk | - Yds | QBP | TFL | Int | - Yds | -TD | PD | FF | FR | - Yds | SpT |
|---------------|-------|-----|-----|------------|--------------|------------|-----------|-----------|------------|-------------|-----------|----------|----------|----------|----------|----------|----------|----------|
| Sept 9 | @ Mia | L | S | 12 | 8 | 4 | 0.0 | 0.0 | 0 | 1 | 0 | 0 | 0 | 0 | 0 | 0 | 0 | 0 |
| Sept 16 | Hou | W | S | 10 | 5 | 5 | 0.0 | 0.0 | 1 | 0 | 0 | 0 | 0 | 0 | 0 | 0 | 0 | 1 |
| Sept 23 | @ Jax | W | S | 13 | 10 | 3 | 1.0 | 4.0 | 1 | 2 | 0 | 0 | 0 | 1 | 0 | 0 | 0 | 0 |
| Sept 30 | Phi | W | S | 0 | 0 | 0 | 0.0 | 0.0 | 0 | 0 | 0 | 0 | 0 | 0 | 0 | 0 | 0 | 0 |
| Oct 7 | @ Buf | L | IA | | | | | | | | | | | | | | | |
| Oct 14 | Bal | L | IA | | | | | | | | | | | | | | | |
| Oct 21 | @ LAC | L | S | 5 | 3 | 2 | 0.0 | 0.0 | 1 | 0 | 0 | 0 | 0 | 0 | 0 | 0 | 0 | 0 |
| Nov 5 | @ Dal | W | S | 10 | 8 | 2 | 1.0 | 0.0 | 1 | 1 | 0 | 0 | 0 | 0 | 0 | 1 | 0 | 0 |
| Nov 11 | NE | W | S | 12 | 11 | 1 | 1.5 | 13.5 | 5 | 1 | 0 | 0 | 0 | 0 | 0 | 0 | 0 | 0 |
| Nov 18 | @ Ind | L | S | 10 | 8 | 2 | 0.0 | 0.0 | 0 | 0 | 0 | 0 | 0 | 0 | 0 | 0 | 0 | 0 |
| Nov 26 | @ Hou | L | S | 8 | 5 | 3 | 0.0 | 0.0 | 0 | 0 | 0 | 0 | 0 | 0 | 0 | 0 | 0 | 0 |
| Dec 2 | NYJ | W | S | 7 | 1 | 6 | 0.0 | 0.0 | 0 | 0 | 0 | 0 | 0 | 0 | 0 | 0 | 0 | 0 |
| Dec 6 | Jax | W | S | 8 | 4 | 4 | 0.0 | 0.0 | 1 | 0 | 0 | 0 | 0 | 0 | 0 | 0 | 0 | 0 |
| Dec 16 | @ NYG | W | S | 5 | 4 | 1 | 0.0 | 0.0 | 0 | 0 | 0 | 0 | 0 | 1 | 0 | 0 | 0 | 0 |
| Dec 22 | Was | W | S | 10 | 8 | 2 | 1.0 | 12.0 | 2 | 1 | 0 | 0 | 0 | 0 | 0 | 0 | 0 | 0 |
| Dec 30 | Ind | L | S | 14 | 10 | 4 | 0.0 | 0.0 | 0 | 1 | 0 | 0 | 0 | 0 | 0 | 0 | 0 | 0 |
| Totals | | | | 9-7 | 14/14 | 124 | 85 | 39 | 4.5 | 29.5 | 12 | 7 | 0 | 0 | 2 | 0 | 1 | 0 |

2019 Tennessee Titans

| Date | Opp | W/L | P/S | Tot | Solo | Asst | Sk | - Yds | QBP | TFL | Int | - Yds | -TD | PD | FF | FR | - Yds | SpT |
|---------------|-------|-----|-----|------------|-------------|-----------|-----------|-----------|------------|-------------|----------|----------|----------|----------|----------|----------|----------|----------|
| Sept 8 | @ Cle | W | p | 3 | 3 | 0 | 0.0 | 0.0 | 0 | 0 | 0 | 0 | 0 | 0 | 0 | 0 | 0 | 1 |
| Sept 15 | Ind | L | p | 0 | 0 | 0 | 0.0 | 0.0 | 0 | 0 | 0 | 0 | 0 | 0 | 0 | 0 | 0 | 0 |
| Sept 19 | @ Jax | L | IA | | | | | | | | | | | | | | | |
| Sept 29 | @ Atl | W | p | 5 | 3 | 2 | 0.0 | 0.0 | 0 | 1 | 0 | 0 | 0 | 0 | 0 | 0 | 0 | 0 |
| Oct 6 | Buf | L | p | 3 | 2 | 1 | 0.0 | 0.0 | 0 | 0 | 0 | 0 | 0 | 0 | 0 | 0 | 0 | 0 |
| Oct 13 | @ Den | L | p | 8 | 7 | 1 | 1.0 | 10.0 | 1 | 2 | 0 | 0 | 0 | 0 | 0 | 0 | 0 | 0 |
| Oct 20 | LAC | W | S | 7 | 3 | 4 | 0.0 | 0.0 | 0 | 0 | 0 | 0 | 0 | 0 | 0 | 1 | 0 | 0 |
| Oct 27 | TB | W | p | 1 | 0 | 1 | 0.0 | 0.0 | 0 | 0 | 0 | 0 | 0 | 0 | 0 | 0 | 0 | 0 |
| Nov 3 | @ Car | L | p | 7 | 5 | 2 | 0.0 | 0.0 | 0 | 0 | 0 | 0 | 0 | 0 | 0 | 0 | 0 | 1 |
| Nov 10 | KC | W | S | 7 | 5 | 2 | 0.0 | 0.0 | 0 | 0 | 0 | 0 | 0 | 0 | 0 | 0 | 0 | 0 |
| Nov 24 | Jax | W | p | 3 | 2 | 1 | 0.0 | 0.0 | 0 | 0 | 0 | 0 | 0 | 0 | 0 | 0 | 0 | 0 |
| Dec 1 | @ Ind | W | p | 1 | 1 | 0 | 0.0 | 0.0 | 0 | 0 | 0 | 0 | 0 | 0 | 0 | 0 | 0 | 0 |
| Dec 8 | @ Oak | W | p | 0 | 0 | 0 | 0.0 | 0.0 | 0 | 0 | 0 | 0 | 0 | 0 | 0 | 0 | 0 | 0 |
| Dec 15 | Hou | L | p | 0 | 0 | 0 | 0.0 | 0.0 | 0 | 0 | 0 | 0 | 0 | 0 | 0 | 0 | 0 | 0 |
| Dec 22 | NO | L | p | 0 | 0 | 0 | 0.0 | 0.0 | 0 | 0 | 0 | 0 | 0 | 0 | 0 | 0 | 0 | 0 |
| Dec 29 | @ Hou | W | p | 1 | 1 | 0 | 0.0 | 0.0 | 0 | 0 | 0 | 0 | 0 | 1 | 0 | 0 | 0 | 0 |
| Totals | | | | 9-7 | 15/2 | 46 | 32 | 14 | 1.0 | 10.0 | 1 | 3 | 0 | 0 | 1 | 1 | 0 | 2 |

Playoffs

| | | | | | | | | | | | | | | | | | | |
|---------------|-------|---|---|------------|------------|-----------|-----------|----------|------------|------------|----------|----------|----------|----------|----------|----------|----------|----------|
| Jan 4 | @ NE | W | p | 3 | 2 | 1 | 0.0 | 0.0 | 0 | 0 | 0 | 0 | 0 | 0 | 0 | 0 | 0 | 0 |
| Jan 11 | @ Bal | W | p | 6 | 5 | 1 | 0.0 | 0.0 | 1 | 0 | 0 | 0 | 0 | 0 | 1 | 0 | 0 | 0 |
| Jan 19 | @ KC | L | p | 3 | 3 | 0 | 0.0 | 0.0 | 0 | 0 | 0 | 0 | 0 | 0 | 0 | 0 | 0 | 0 |
| Totals | | | | 2-1 | 3/0 | 12 | 10 | 2 | 0.0 | 0.0 | 1 | 0 | 0 | 0 | 1 | 0 | 0 | 0 |

WESLEY WOODYARD'S NFL STATISTICS

REGULAR SEASON

| Year | Team | GP | GS | TACKLES | | | Sk | Yds | QBP | TFL | INTERCEPTIONS | | | | | FUMBLES | | | |
|-------------------|-----------|------------|------------|--------------|------------|------------|-------------|--------------|-----------|-----------|---------------|-----------|-----------|----------|-----------|----------|----------|-----------|-----------|
| | | | | Tot | Solo | Asst | | | | | No | Yds | Lg | TD | PD | FF | FR | Yds | SpT |
| 2008 | Denver | 16 | 6 | 54 | 47 | 7 | 0.0 | 0.0 | NA | NA | 0 | 0 | - | 0 | 1 | 1 | 0 | 0 | 11 |
| 2009 | Denver | 16 | 0 | 35 | 25 | 10 | 0.0 | 0.0 | NA | NA | 1 | 0 | 0 | 0 | 2 | 1 | 0 | 0 | 9 |
| 2010 | Denver | 11 | 3 | 23 | 20 | 3 | 1.0 | 10.0 | NA | NA | 0 | 0 | - | 0 | 0 | 0 | 0 | 0 | 15 |
| 2011 | Denver | 15 | 7 | 87 | 60 | 27 | 0.0 | 0.0 | NA | NA | 0 | 0 | - | 0 | 2 | 2 | 0 | 0 | 10 |
| 2012 | Denver | 15 | 14 | 114 | 70 | 44 | 5.5 | 47.5 | NA | NA | 3 | 40 | 25 | 0 | 6 | 1 | 1 | 12 | 3 |
| 2013 | Denver | 14 | 10 | 83 | 47 | 36 | 1.5 | 11 | NA | NA | 1 | 0 | 0 | 0 | 4 | 1 | 0 | 0 | 1 |
| 2014 | Tennessee | 16 | 16 | 134 | 66 | 68 | 2.5 | 12.0 | 9 | 8 | 2 | 20 | 13 | 0 | 4 | 0 | 0 | 0 | 2 |
| 2015 | Tennessee | 16 | 12 | 110 | 70 | 40 | 5.0 | 38.0 | 9 | 7 | 0 | 0 | - | 0 | 3 | 1 | 1 | 3 | 6 |
| 2016 | Tennessee | 16 | 10 | 88 | 52 | 36 | 2.0 | 7.0 | 8 | 7 | 1 | 21 | 21 | 0 | 6 | 0 | 0 | 0 | 6 |
| 2017 | Tennessee | 16 | 16 | 172 | 104 | 68 | 5.0 | 23.0 | 15 | 17 | 0 | 0 | - | 0 | 5 | 0 | 2 | 4t | 3 |
| 2018 | Tennessee | 14 | 14 | 124 | 85 | 39 | 4.5 | 29.5 | 12 | 7 | 0 | 0 | - | 0 | 2 | 0 | 1 | 0 | 1 |
| 2019 | Tennessee | 15 | 2 | 46 | 32 | 14 | 1.0 | 10.0 | 1 | 3 | 0 | 0 | - | 0 | 1 | 1 | 0 | 0 | 2 |
| NFL Totals | | 180 | 110 | 1,070 | 678 | 392 | 28.0 | 188.0 | 54 | 49 | 8 | 81 | 25 | 0 | 36 | 8 | 5 | 19 | 69 |

PLAYOFFS

| Year | Team | GP | GS | TACKLES | | | Sk | Yds | QBP | TFL | INTERCEPTIONS | | | | | FUMBLES | | | |
|-------------------|-----------|-----------|----------|-----------|-----------|-----------|------------|------------|----------|----------|---------------|----------|----------|----------|----------|----------|----------|----------|----------|
| | | | | Tot | Solo | Asst | | | | | No | Yds | Lg | TD | PD | FF | FR | Yds | SpT |
| 2011 | Denver | 2 | 0 | 0 | 0 | 0 | 0.0 | 0.0 | NA | NA | 0 | 0 | - | 0 | 0 | 0 | 0 | 0 | 1 |
| 2012 | Denver | 1 | 1 | 7 | 7 | 0 | 0.0 | 0.0 | NA | NA | 0 | 0 | - | 0 | 0 | 0 | 0 | 0 | 0 |
| 2013 | Denver | 3 | 0 | 7 | 4 | 3 | 0.0 | 0.0 | NA | NA | 0 | 0 | - | 0 | 0 | 0 | 0 | 0 | 0 |
| 2017 | Tennessee | 2 | 2 | 10 | 5 | 5 | 0.5 | 4.0 | 1 | 1 | 0 | 0 | - | 0 | 0 | 0 | 0 | 0 | 0 |
| 2019 | Tennessee | 3 | 0 | 12 | 10 | 2 | 0.0 | 0.0 | 1 | 0 | 0 | 0 | 0 | 0 | 1 | 0 | 0 | 0 | 0 |
| NFL Totals | | 11 | 3 | 36 | 26 | 10 | 0.5 | 4.0 | 2 | 1 | 0 | 0 | 0 | 0 | 1 | 0 | 0 | 0 | 1 |

Single-Game Highs

Tackles - 20 vs. Baltimore (11/5/17)
 Sacks - 1.5 (Twice, last vs. New England 11/11/18)
 Interceptions - 1 (Eight times, last at Chicago 11/27/16)
 Forced Fumble - **1 (Eight times, last vs. L.A. Chargers 10/20/19)**

Fumble Recovery - 1 (Five times, last at Dallas 11/5/18)
 Passes Defensed - 3 at Chicago (11/27/16)
 Special Teams Tackles - 3 (Twice, last vs. St. Louis 11/28/10)

Playoff Single-Game Highs

Tackles - 8 at Kansas City (1/6/18)
 Sacks - 0.5 at Kansas City (1/6/18)
 Special Teams Tackles - 1 at New England (12/14/12)

Additional Statistics

Special Teams Forced Fumbles - 1 (2011), 1 (2013)
 Touchdowns - 2 (three-yard fumble return vs. Jacksonville, 12/6/15; four-yard fumble return vs. L.A. Rams 12/24/17)



RECORDS

ALL-PRO AND PRO BOWL LEADERS

Most Associated Press All-Pro Seasons

Bruce Matthews, 7
 Tony Banfield, 3
 Charlie Hennigan, 3
 Al Jamison, 3
 Bob Talamini, 3
 George Webster, 3
 Robert Brazile, 2
 Miller Farr, 2
 Don Floyd, 2
 Leon Gray, 2
 Mike Munchak, 2

Most Pro Bowl Seasons

(AFL All-Star Game 1962-70; AFC-NFC Pro Bowl 1971-present)

Bruce Matthews, 14
 Mike Munchak, 9
 Elvin Bethea, 8
 Robert Brazile, 7
 Warren Moon, 6
 Bob Talamini, 6
 Earl Campbell, 5
Jurrell Casey, 5
 Ray Childress, 5
 Charlie Hennigan, 5
 Ken Houston, 5
 Blaine Bishop, 4
 Curley Culp, 4
 Eddie George, 4
 Tony Banfield, 3
 George Blanda, 3
 Miller Farr, 3
 Fred Glick, 3
 Ed Husmann, 3
 Haywood Jeffires, 3
 Chris Johnson, 3
 Jevon Kearse, 3
Brett Kern, 3
Taylor Lewan, 3
 Steve McNair, 3
 Jim Norton, 3
 Bob Schmidt, 3
Delanie Walker, 3
 George Webster, 3
 Frank Wycheck, 3

Most Consecutive Pro Bowl Seasons

(AFL All-Star Game 1962-70; AFC-NFC Pro Bowl 1971-present)

Bruce Matthews, 14
 Robert Brazile, 7
 Mike Munchak, 7
 Warren Moon, 6
 Bob Talamini, 6
Jurrell Casey, 5
 Charlie Hennigan, 5
 Earl Campbell, 4
 Ray Childress, 4
 Curley Culp, 4
 Eddie George, 4
 Tony Banfield, 3
 Blaine Bishop, 3
 George Blanda, 3
 Miller Farr, 3
 Fred Glick, 3
 Ed Husmann, 3
 Haywood Jeffires, 3
 Chris Johnson, 3
 Jevon Kearse, 3
Brett Kern, 3
Taylor Lewan, 3
 Bob Schmidt, 3
Delanie Walker, 3
 George Webster, 3
 Frank Wycheck, 3

ALL-TIME LEAGUE SEASON LEADERS

Rushing Yards

2019: **Derrick Henry**, 303-1,540
 2009: Chris Johnson, 358-2,006
 1980: Earl Campbell, 373-1,934
 1979: Earl Campbell, 368-1,697
 1978: Earl Campbell*, 302-1,450
 1961: Billy Cannon, 200-948

Passing Touchdowns

1990: Warren Moon, 33
 1961: George Blanda, 36

Passer Rating

2019: **Ryan Tannehill**, 2019
 2003: Steve McNair, 100.4

Receptions

1991: Haywood Jeffires, 100
 1964: Charlie Hennigan, 101

Receiving Yards

1975: Ken Burroughs, 1,063
 1964: Charlie Hennigan, 1,546
 1961: Charlie Hennigan, 1,746

Touchdowns

1979: Earl Campbell, 19 (19r)
 1961: Bill Groman, 18 (1r, 17p)

Interceptions

2017: **Kevin Byard**, 8
 1979: Mike Reinfeldt, 12
 1967: Miller Farr, 10
 1965: W.K. Hicks, 9
 1963: Fred Glick, 12

Punting (Gross Avg.)

2017: **Brett Kern**, 49.7
 1998: Craig Hentrich, 47.2
 1993: Greg Montgomery, 45.6
 1992: Greg Montgomery, 46.9

Punt Returns

2006: Pacman Jones, 12.9
 1977: Billy Johnson, 15.4
 1975: Billy Johnson, 15.3
 1964: Bobby Jancik, 18.3

Kickoff Returns

2018: **Darius Jennings**, 31.7
 1967: Zeke Moore*, 28.9
 1963: Bobby Jancik, 29.3
 1962: Bobby Jancik*, 30.3
 1960: Ken Hall, 31.3

* Rookie

ALL-TIME TEAM LEADERS BY CATEGORY

CAREER RUSHING YARDS

| Player | Years | Att | Yds | Avg | Lg | TD |
|-------------------------|----------------|------------|--------------|------------|------------|-----------|
| 1. Eddie George | 1996-03 | 2,733 | 10,009 | 3.7 | 76 | 64 |
| 2. Earl Campbell | 1978-84 | 1,979 | 8,574 | 4.3 | 81t | 73 |
| 3. Chris Johnson | 2008-13 | 1,742 | 7,965 | 4.6 | 94t | 50 |
| 4. Lorenzo White | 1988-94 | 1,000 | 4,079 | 4.1 | 44 | 29 |
| 5. Derrick Henry | 2016-19 | 804 | 3,833 | 4.8 | 99t | 38 |
| 6. Hoyle Granger | 1966-70,72 | 773 | 3,514 | 4.5 | 69t | 18 |
| 7. Steve McNair (QB) | 1995-05 | 614 | 3,439 | 5.6 | 71t | 36 |
| 8. Mike Rozier | 1985-90 | 910 | 3,426 | 3.8 | 41 | 27 |
| 9. Charles Tolar | 1960-66 | 907 | 3,277 | 3.6 | 40 | 21 |
| 10. Ronnie Coleman | 1974-81 | 700 | 2,769 | 4.0 | 46t | 16 |
| 11. Chris Brown | 2003-07 | 643 | 2,757 | 4.3 | 52 | 16 |
| 12. LenDale White | 2006-09 | 628 | 2,349 | 3.7 | 80t | 24 |
| 13. Allen Pinkett | 1986-91 | 561 | 2,324 | 4.1 | 60 | 21 |
| 14. Gary Brown | 1991-95 | 477 | 2,115 | 4.4 | 39t | 12 |
| 15. Fred Willis | 1972-76 | 603 | 2,114 | 3.5 | 44 | 11 |
| 16. Billy Cannon | 1960-63 | 512 | 2,111 | 4.1 | 64 | 14 |
| DeMarco Murray | 2016-17 | 477 | 1,946 | 4.1 | 75t | 15 |
| 18. Rodney Thomas | 1995-00 | 495 | 1,847 | 3.7 | 74t | 12 |
| 19. Rob Carpenter | 1977-81 | 433 | 1,788 | 4.1 | 77 | 12 |
| 20. Larry Moriarty | 1983-86 | 415 | 1,624 | 3.9 | 80 | 13 |

SEASON RUSHING YARDS

| Player | Year | Att | Yds | Avg | Lg | TD |
|-------------------------|-------------|------------|--------------|------------|------------|-----------|
| 1. Chris Johnson | 2009 | 358 | 2,006 | 5.6 | 91t | 14 |
| 2. Earl Campbell | 1980 | 373 | 1,934 | 5.2 | 55t | 13 |
| 3. Earl Campbell | 1979 | 368 | 1,697 | 4.6 | 61t | 19 |
| 4. Derrick Henry | 2019 | 303 | 1,540 | 5.1 | 74t | 16 |
| 5. Eddie George | 2000 | 403 | 1,509 | 3.7 | 35t | 14 |
| 6. Earl Campbell | 1978 | 302 | 1,450 | 4.8 | 81t | 13 |
| 7. Eddie George | 1997 | 357 | 1,399 | 3.9 | 30 | 6 |
| 8. Earl Campbell | 1981 | 361 | 1,376 | 3.8 | 43 | 10 |
| 9. Eddie George | 1996 | 335 | 1,368 | 4.1 | 76 | 8 |
| 10. Chris Johnson | 2010 | 316 | 1,364 | 4.3 | 76t | 11 |
| 11. Eddie George | 1999 | 320 | 1,304 | 4.1 | 40 | 9 |
| 12. Earl Campbell | 1983 | 322 | 1,301 | 4.0 | 42 | 12 |
| 13. Eddie George | 1998 | 348 | 1,294 | 3.7 | 37t | 5 |
| 14. DeMarco Murray | 2016 | 293 | 1,287 | 4.4 | 75t | 9 |
| 15. Chris Johnson | 2012 | 276 | 1,243 | 4.5 | 94t | 6 |
| 16. Chris Johnson | 2008 | 251 | 1,228 | 4.9 | 66t | 9 |
| 17. Lorenzo White | 1992 | 265 | 1,226 | 4.6 | 44 | 7 |
| 18. Travis Henry | 2006 | 270 | 1,211 | 4.5 | 70t | 7 |
| 19. Hoyle Granger | 1967 | 236 | 1,194 | 5.1 | 67 | 6 |
| 20. Eddie George | 2002 | 343 | 1,165 | 3.4 | 35 | 12 |

CAREER PASSING YARDS

| Player | Years | Att | Cmp | Pct | Yds | Y/A | TD | Int | Lg | Sk | Lst | Rate |
|---------------------------|----------------|--------------|--------------|-------------|---------------|-------------|-----------|-----------|-----------|------------|------------|--------------|
| 1. Warren Moon | 1984-93 | 4,546 | 2,632 | 57.9 | 33,685 | 7.41 | 196 | 166 | 87t | 315 | 2,403 | 80.4 |
| 2. Steve McNair | 1995-05 | 3,871 | 2,305 | 59.5 | 27,141 | 7.01 | 156 | 103 | 83t | 229 | 1,398 | 83.3 |
| 3. George Blanda | 1960-66 | 2,784 | 1,347 | 48.4 | 19,149 | 6.88 | 165 | 189 | 95 | - | - | 62.5 |
| 4. Dan Pastorini | 1971-79 | 2,768 | 1,426 | 51.5 | 16,864 | 6.09 | 96 | 139 | 85t | 222 | 1,977 | 61.0 |
| 5. Marcus Mariota | 2015-19 | 1,765 | 1,110 | 62.9 | 13,207 | 7.48 | 76 | 44 | 75 | 155 | 992 | 89.6 |
| 6. Vince Young | 2006-10 | 1,190 | 689 | 57.9 | 8,098 | 6.81 | 42 | 42 | 73 | 75 | 415 | 75.7 |
| 7. Kerry Collins | 2006-10 | 1,081 | 613 | 56.7 | 6,804 | 6.29 | 33 | 29 | 80t | 36 | 253 | 74.6 |
| 8. Ken Stabler | 1980-81 | 742 | 458 | 61.7 | 5,190 | 6.99 | 27 | 46 | 79t | 56 | 518 | 69.0 |
| 9. Pete Beathard | 1967-69 | 822 | 379 | 46.1 | 5,128 | 6.24 | 26 | 51 | 86t | - | - | 51.2 |
| 10. Jake Locker | 2011-14 | 709 | 408 | 57.5 | 4,967 | 7.03 | 27 | 22 | 71t | 60 | 378 | 79.0 |
| 11. Matt Hasselbeck | 2011-12 | 739 | 457 | 61.8 | 4,938 | 6.68 | 25 | 19 | 80t | 33 | 256 | 82.0 |
| 12. Chris Chandler | 1995-96 | 676 | 409 | 60.5 | 4,559 | 6.74 | 33 | 21 | 76t | 46 | 326 | 83.9 |
| 13. Cody Carlson | 1988-94 | 659 | 370 | 56.1 | 4,469 | 6.78 | 21 | 28 | 81 | 54 | 374 | 70.0 |
| 14. Don Trull | 1964-69 | 556 | 249 | 44.8 | 3,538 | 6.36 | 29 | 21 | - | - | - | 67.6 |
| 15. Billy Volek | 2001-05 | 517 | 312 | 60.3 | 3,505 | 6.78 | 26 | 13 | 55t | 45 | 306 | 86.9 |
| 16. Jacky Lee | 1960-67 | 409 | 210 | 51.3 | 3,291 | 8.05 | 25 | 30 | 98t | - | - | 68.2 |
| 17. Gifford Nielsen | 1978-83 | 498 | 273 | 54.8 | 3,255 | 6.54 | 20 | 22 | 48 | 47 | 354 | 70.0 |
| 18. Ryan Tannehill | 2019 | 286 | 201 | 70.3 | 2,742 | 9.59 | 22 | 6 | 91 | 31 | 212 | 117.5 |
| 19. Neil O'Donnell | 1999-03 | 367 | 215 | 58.6 | 2,664 | 7.26 | 16 | 11 | 67 | 18 | 144 | 83.2 |
| Oliver Luck | 1983-86 | 413 | 233 | 56.4 | 2,544 | 6.16 | 13 | 21 | 66 | 33 | 261 | 64.1 |

SEASON PASSING YARDS

| Player | Year | Att | Cmp | Pct | Yds | Y/A | TD | Int | Lg | Sk | Lst | Rate |
|---------------------------|-------------|------------|------------|-------------|--------------|-------------|-----------|-----------|------------|-----------|------------|-------------|
| 1. Warren Moon | 1991 | 655 | 404 | 61.7 | 4,690 | 7.16 | 23 | 21 | 61t | 23 | 174 | 81.7 |
| 2. Warren Moon | 1990 | 584 | 362 | 62.0 | 4,689 | 8.03 | 33 | 13 | 87t | 36 | 252 | 96.8 |
| 3. Warren Moon | 1989 | 464 | 280 | 60.3 | 3,631 | 7.83 | 23 | 14 | 55 | 35 | 267 | 88.9 |
| 4. Matt Hasselbeck | 2011 | 518 | 319 | 61.6 | 3,571 | 6.89 | 18 | 14 | 80t | 19 | 153 | 82.4 |
| 5. Warren Moon | 1986 | 488 | 256 | 52.5 | 3,489 | 7.15 | 13 | 26 | 81t | 41 | 332 | 62.3 |
| 6. Warren Moon | 1993 | 520 | 303 | 58.3 | 3,485 | 6.70 | 21 | 21 | 80t | 34 | 218 | 75.2 |
| 7. Marcus Mariota | 2016 | 451 | 276 | 61.2 | 3,426 | 7.60 | 26 | 9 | 60 | 23 | 156 | 95.6 |
| 8. Steve McNair | 2002 | 492 | 301 | 61.2 | 3,387 | 6.88 | 22 | 15 | 55 | 21 | 121 | 84.0 |
| 9. Steve McNair | 2001 | 431 | 264 | 61.3 | 3,350 | 7.77 | 21 | 12 | 71t | 37 | 251 | 90.2 |
| 10. Warren Moon | 1984 | 450 | 259 | 57.6 | 3,338 | 7.42 | 12 | 14 | 76 | 47 | 371 | 76.9 |
| 11. George Blanda | 1961 | 362 | 187 | 51.7 | 3,330 | 9.20 | 36 | 22 | - | - | - | 91.3 |
| 12. George Blanda | 1964 | 505 | 262 | 51.9 | 3,287 | 6.51 | 17 | 27 | - | - | - | 61.4 |
| 13. Marcus Mariota | 2017 | 453 | 281 | 62.0 | 3,232 | 7.13 | 13 | 15 | 75t | 27 | 173 | 79.3 |
| 14. Steve McNair | 1998 | 492 | 289 | 58.7 | 3,228 | 6.56 | 15 | 10 | 47 | 33 | 176 | 80.1 |
| 15. Steve McNair | 2003 | 400 | 250 | 62.5 | 3,215 | 8.04 | 24 | 7 | 73 | 19 | 108 | 100.4 |
| 16. Ken Stabler | 1980 | 457 | 293 | 64.1 | 3,202 | 7.01 | 13 | 28 | 79t | 27 | 264 | 68.7 |
| 17. Steve McNair | 2005 | 476 | 292 | 61.3 | 3,161 | 6.64 | 16 | 11 | 57 | 20 | 134 | 82.4 |
| 18. George Blanda | 1963 | 423 | 224 | 53.0 | 3,003 | 7.10 | 24 | 25 | - | - | - | 70.1 |
| 19. Steve McNair | 2000 | 396 | 248 | 62.6 | 2,847 | 7.19 | 15 | 13 | 56t | 24 | 141 | 83.2 |
| 20. Marcus Mariota | 2015 | 370 | 230 | 62.2 | 2,818 | 7.62 | 19 | 10 | 61t | 38 | 258 | 91.5 |

ALL-TIME TEAM LEADERS BY CATEGORY

CAREER RECEPTIONS

| Player | Years | No | Yds | Avg | Lg | TD |
|-------------------------------|----------------|------------|--------------|-------------|-----------|-----------|
| 1. Ernest Givins | 1986-94 | 542 | 7,935 | 14.6 | 83t | 46 |
| 2. Haywood Jeffires | 1987-95 | 515 | 6,119 | 11.9 | 87t | 47 |
| 3. Frank Wycheck (TE) | 1995-03 | 482 | 4,958 | 10.3 | 42 | 27 |
| 4. Drew Hill | 1985-91 | 480 | 7,477 | 15.6 | 81t | 47 |
| 5. Derrick Mason | 1997-04 | 453 | 6,114 | 13.5 | 71t | 37 |
| 6. Charlie Hennigan | 1960-66 | 410 | 6,823 | 16.6 | 80t | 51 |
| 7. Ken Burrough | 1971-81 | 408 | 6,907 | 16.9 | 85t | 47 |
| 8. Delanie Walker (TE) | 2013-19 | 381 | 4,423 | 11.6 | 68 | 28 |
| 9. Curtis Duncan | 1987-93 | 322 | 3,935 | 12.2 | 72 | 20 |
| 10. Nate Washington | 2009-14 | 307 | 4,591 | 15.0 | 80t | 28 |
| 11. Kendall Wright | 2012-16 | 280 | 3,244 | 11.6 | 52t | 18 |
| 12. Drew Bennett | 2001-06 | 273 | 4,033 | 14.8 | 55 | 25 |
| 13. Chris Johnson (RB) | 2008-13 | 272 | 2,003 | 7.4 | 69t | 8 |
| 14. Eddie George (RB) | 1996-03 | 259 | 2,144 | 8.3 | 54 | 10 |
| 15. Bo Scaife (TE) | 2005-10 | 251 | 2,383 | 9.5 | 44 | 12 |
| 16. Tim Smith | 1980-86 | 206 | 3,107 | 15.1 | 75t | 12 |
| 17. Alvin Reed (TE) | 1967-72 | 199 | 2,818 | 14.2 | 60 | 11 |
| 18. Webster Slaughter | 1992-94 | 184 | 2,236 | 12.2 | 57 | 11 |
| Lorenzo White (RB) | 1988-94 | 184 | 1,674 | 9.1 | 69t | 6 |
| 20. Charles Frazier | 1962-68 | 179 | 3,060 | 17.1 | 80 | 22 |

SEASON RECEPTIONS

| Player | Year | No | Yds | Avg | Lg | TD |
|---------------------------|-------------|-----------|--------------|-------------|------------|----------|
| 1. Charlie Hennigan | 1964 | 101 | 1,546 | 15.3 | 53 | 8 |
| 2. Haywood Jeffires | 1991 | 100 | 1,181 | 11.8 | 44 | 7 |
| 3. Derrick Mason | 2004 | 96 | 1,168 | 12.2 | 37t | 7 |
| 4. Derrick Mason | 2003 | 95 | 1,303 | 13.7 | 50t | 8 |
| 5. Delanie Walker | 2015 | 94 | 1,088 | 11.6 | 61t | 6 |
| Kendall Wright | 2013 | 94 | 1,079 | 11.5 | 45 | 2 |
| 7. Drew Hill | 1991 | 90 | 1,109 | 12.3 | 61t | 4 |
| Haywood Jeffires | 1992 | 90 | 913 | 10.1 | 47 | 9 |
| 9. Tim Smith | 1983 | 83 | 1,176 | 14.2 | 47t | 6 |
| 10. Curtis Duncan | 1992 | 82 | 954 | 11.6 | 72 | 1 |
| Charlie Hennigan | 1961 | 82 | 1,746 | 21.3 | 80 | 12 |
| 12. Drew Bennett | 2004 | 80 | 1,247 | 15.6 | 48t | 11 |
| Butch Woolfolk | 1985 | 80 | 814 | 10.2 | 80t | 4 |
| 14. Derrick Mason | 2002 | 79 | 1,012 | 12.8 | 40 | 5 |
| 15. Webster Slaughter | 1993 | 77 | 904 | 11.7 | 41 | 5 |
| 16. Delanie Walker | 2017 | 74 | 807 | 10.9 | 42 | 3 |
| Drew Hill | 1990 | 74 | 1,019 | 13.8 | 57 | 5 |
| Haywood Jeffires | 1990 | 74 | 1,048 | 14.2 | 87t | 8 |
| Nate Washington | 2011 | 74 | 1,023 | 13.8 | 57 | 7 |
| 20. Derrick Mason | 2001 | 73 | 1,128 | 15.5 | 71t | 9 |

CAREER RECEIVING YARDS

| Player | Years | No | Yds | Avg | Lg | TD |
|--------------------------|----------------|------------|--------------|-------------|-----------|-----------|
| 1. Ernest Givins | 1986-94 | 542 | 7,935 | 14.6 | 83t | 46 |
| 2. Drew Hill | 1985-91 | 480 | 7,477 | 15.6 | 81t | 47 |
| 3. Ken Burrough | 1971-81 | 408 | 6,906 | 16.9 | 85t | 47 |
| 4. Charlie Hennigan | 1960-66 | 410 | 6,823 | 16.6 | 83 | 51 |
| 5. Haywood Jeffires | 1987-95 | 515 | 6,119 | 11.9 | 87t | 47 |
| 6. Derrick Mason | 1997-04 | 453 | 6,114 | 13.5 | 71t | 37 |
| 7. Frank Wycheck | 1995-03 | 482 | 4,958 | 10.3 | 42 | 27 |
| 8. Nate Washington | 2009-14 | 307 | 4,591 | 15.0 | 80t | 28 |
| 9. Delanie Walker | 2013-19 | 381 | 4,423 | 11.6 | 68 | 28 |
| 10. Drew Bennett | 2001-06 | 273 | 4,033 | 14.8 | 55t | 25 |
| 11. Curtis Duncan | 1987-93 | 322 | 3,935 | 12.2 | 72 | 20 |
| 12. Chris Sanders | 1995-01 | 177 | 3,285 | 18.6 | 83t | 17 |
| 13. Kendall Wright | 2012-16 | 280 | 3,244 | 11.6 | 52t | 18 |
| 14. Tim Smith | 1980-86 | 206 | 3,107 | 15.1 | 75t | 12 |
| 15. Charley Frazier | 1962-68 | 179 | 3,060 | 17.1 | 80 | 22 |
| 16. Bill Groman | 1960-62 | 143 | 2,976 | 20.8 | 80 | 32 |
| 17. Alvin Reed | 1967-72 | 199 | 2,818 | 14.2 | 60 | 11 |
| 18. Kenny Britt | 2009-13 | 157 | 2,450 | 15.6 | 80t | 19 |
| 19. Bo Scaife | 2005-10 | 251 | 2,383 | 9.5 | 44 | 12 |
| 20. Kevin Dyson | 1998-02 | 176 | 2,310 | 13.1 | 68t | 18 |

SEASON RECEIVING YARDS

| Player | Year | No | Yds | Avg | Lg | TD |
|---------------------------|-------------|-----------|--------------|-------------|------------|----------|
| 1. Charlie Hennigan | 1961 | 82 | 1,746 | 21.3 | 80 | 12 |
| 2. Charlie Hennigan | 1964 | 101 | 1,546 | 15.3 | 53 | 8 |
| 3. Bill Groman | 1960 | 72 | 1,473 | 20.5 | - | 12 |
| 4. Derrick Mason | 2003 | 95 | 1,303 | 13.7 | 50t | 8 |
| 5. Drew Bennett | 2004 | 80 | 1,247 | 15.6 | 48t | 11 |
| 6. Haywood Jeffires | 1991 | 100 | 1,181 | 11.8 | 44 | 7 |
| 7. Tim Smith | 1983 | 83 | 1,176 | 14.2 | 47t | 6 |
| 8. Bill Groman | 1961 | 50 | 1,175 | 23.5 | 80 | 17 |
| 9. Drew Hill | 1985 | 64 | 1,169 | 18.3 | 57t | 9 |
| 10. Derrick Mason | 2004 | 96 | 1,168 | 12.2 | 37t | 7 |
| 11. Drew Hill | 1988 | 72 | 1,141 | 15.8 | 57t | 10 |
| Tim Smith | 1984 | 69 | 1,141 | 16.5 | 75t | 4 |
| 13. Charley Frazier | 1966 | 57 | 1,129 | 19.8 | 79 | 12 |
| 14. Derrick Mason | 2001 | 73 | 1,128 | 15.5 | 71t | 9 |
| 15. Drew Hill | 1986 | 65 | 1,112 | 17.1 | 81t | 5 |
| 16. Drew Hill | 1991 | 90 | 1,109 | 12.3 | 61t | 4 |
| 17. Delanie Walker | 2015 | 94 | 1,088 | 11.6 | 61t | 6 |
| 18. Kendall Wright | 2013 | 94 | 1,079 | 11.5 | 45 | 2 |
| 19. Ken Burrough | 1975 | 53 | 1,063 | 20.1 | 77t | 8 |
| 20. Ernest Givins | 1986 | 61 | 1,062 | 17.4 | 60 | 3 |

CAREER SCORING

| Player | Years | TD | Rush | Rec | Ret | XPM | FGM | 2PT | Points |
|--------------------------|----------------|-----------|-----------|----------|----------|------------|------------|----------|------------|
| 1. Al Del Greco | 1991-00 | 0 | 0 | 0 | 0 | 322 | 246 | 0 | 1,060 |
| 2. Rob Bironas | 2005-13 | 0 | 0 | 0 | 0 | 315 | 239 | 0 | 1,032 |
| 3. George Blanda | 1960-66 | 4 | 4 | 0 | 0 | 301 | 91 | 0 | 598 |
| 4. Tony Zendejas | 1985-90 | 0 | 0 | 0 | 0 | 197 | 117 | 0 | 548 |
| 5. Ryan Succop | 2014-19 | 0 | 0 | 0 | 0 | 178 | 117 | 0 | 529 |
| 6. Eddie George | 1996-03 | 74 | 64 | 10 | 0 | 0 | 0 | 3 | 450 |
| 7. Earl Campbell | 1978-84 | 73 | 73 | 0 | 0 | 0 | 0 | 0 | 438 |
| 8. Toni Fritsch | 1977-81 | 0 | 0 | 0 | 0 | 149 | 81 | 0 | 392 |
| 9. Chris Johnson | 2008-13 | 58 | 50 | 8 | 0 | 0 | 0 | 1 | 350 |
| 10. Skip Butler | 1972-77 | 0 | 0 | 0 | 0 | 122 | 70 | 0 | 332 |
| 11. Charlie Hennigan | 1960-66 | 51 | 0 | 51 | 0 | 0 | 0 | 0 | 306 |
| 12. Ken Burrough | 1971-81 | 48 | 1 | 47 | 0 | 0 | 0 | 0 | 288 |
| Ernest Givins | 1986-94 | 48 | 1 | 46 | 1 | 0 | 0 | 0 | 288 |
| Haywood Jeffires | 1987-95 | 47 | 0 | 47 | 0 | 0 | 0 | 3 | 288 |
| 15. Drew Hill | 1985-91 | 47 | 0 | 47 | 0 | 0 | 0 | 0 | 282 |
| 16. Derrick Henry | 2016-19 | 41 | 38 | 3 | 0 | 0 | 0 | 0 | 246 |
| 17. Derrick Mason | 1997-04 | 40 | 0 | 37 | 3 | 0 | 0 | 1 | 242 |
| 18. Steve McNair | 1995-05 | 36 | 36 | 0 | 0 | 0 | 0 | 3 | 222 |
| 19. Lorenzo White | 1988-94 | 36 | 29 | 6 | 1 | 0 | 0 | 0 | 216 |
| 20. Billy Cannon | 1960-63 | 35 | 14 | 20 | 1 | 0 | 0 | 1 | 212 |

ALL-TIME TEAM LEADERS BY CATEGORY

SEASON SCORING

| Player | Year | TD | Rush | Rec | Ret | XPM | FGM | 2PT | Points |
|-------------------|------|----|------|-----|-----|-----|-----|-----|--------|
| 1. Ryan Succop | 2017 | 0 | 0 | 0 | 0 | 31 | 35 | 0 | 136 |
| Al Del Greco | 1998 | 0 | 0 | 0 | 0 | 28 | 36 | 0 | 136 |
| 3. Rob Bironas | 2007 | 0 | 0 | 0 | 0 | 28 | 35 | 0 | 133 |
| 4. Al Del Greco | 1996 | 0 | 0 | 0 | 0 | 35 | 32 | 0 | 131 |
| 5. Rob Bironas | 2008 | 0 | 0 | 0 | 0 | 40 | 29 | 0 | 127 |
| 6. Al Del Greco | 1993 | 0 | 0 | 0 | 0 | 39 | 29 | 0 | 126 |
| 7. Gary Anderson | 2003 | 0 | 0 | 0 | 0 | 42 | 27 | 0 | 123 |
| 8. Rob Bironas | 2011 | 0 | 0 | 0 | 0 | 34 | 29 | 0 | 121 |
| 9. Rob Bironas | 2009 | 0 | 0 | 0 | 0 | 37 | 27 | 0 | 118 |
| Al Del Greco | 2000 | 0 | 0 | 0 | 0 | 37 | 27 | 0 | 118 |
| 11. Rob Bironas | 2013 | 0 | 0 | 0 | 0 | 41 | 25 | 0 | 116 |
| 12. George Blanda | 1960 | 4 | 4 | 0 | 0 | 46 | 15 | 0 | 115 |
| Tony Zendejas | 1989 | 0 | 0 | 0 | 0 | 40 | 25 | 0 | 115 |
| 14. Earl Campbell | 1979 | 19 | 19 | 0 | 0 | 0 | 0 | 0 | 114 |
| Al Del Greco | 1995 | 0 | 0 | 0 | 0 | 33 | 27 | 0 | 114 |
| Tony Zendejas | 1988 | 0 | 0 | 0 | 0 | 48 | 22 | 0 | 114 |
| 17. Al Del Greco | 1997 | 0 | 0 | 0 | 0 | 32 | 27 | 0 | 113 |
| 18. George Blanda | 1961 | 0 | 0 | 0 | 0 | 64 | 16 | 0 | 112 |
| 19. Joe Nedney | 2002 | 0 | 0 | 0 | 0 | 36 | 25 | 0 | 111 |
| 20. Rob Bironas | 2012 | 0 | 0 | 0 | 0 | 35 | 25 | 0 | 110 |
| Rob Bironas | 2010 | 0 | 0 | 0 | 0 | 38 | 24 | 0 | 110 |

CAREER KICKOFF RETURNS (YARDS)

| Player | Years | No | Yds | Avg | Lg | TD |
|---------------------|-------------|-----|-------|------|------|----|
| 1. Bobby Jancik | 1962-67 | 158 | 4,185 | 26.5 | 61 | 0 |
| 2. Derrick Mason | 1997-04 | 156 | 3,496 | 22.4 | 101t | 1 |
| 3. Carl Roaches | 1980-84 | 150 | 3,276 | 21.8 | 97t | 2 |
| 4. Billy Johnson | 1974-80 | 121 | 2,902 | 24.0 | 81t | 2 |
| 5. Marc Mariani | 2010-13, 16 | 118 | 2,838 | 24.1 | 98t | 1 |
| 6. Mel Gray | 1995-97 | 111 | 2,592 | 23.4 | 88 | 0 |
| 7. Adam Jones | 2005-06 | 63 | 1,648 | 26.2 | 85 | 0 |
| 8. Zeke Moore | 1967-77 | 64 | 1,618 | 25.3 | 92t | 1 |
| 9. Darius Reynaud | 2012-13 | 68 | 1,595 | 23.5 | 105t | 1 |
| 10. Willie Drewrey | 1985-93 | 75 | 1,581 | 21.1 | 50 | 0 |
| 11. Allen Pinkett | 1986-91 | 80 | 1,577 | 19.7 | 48 | 0 |
| 12. Jerry LeVias | 1969-70 | 64 | 1,538 | 24.0 | 87 | 0 |
| 13. Bobby Wade | 2005-06 | 50 | 1,194 | 23.9 | 48 | 0 |
| 14. Billy Cannon | 1960-63 | 46 | 1,186 | 25.8 | 88t | 1 |
| 15. Leonard Harris | 1987-93 | 53 | 1,130 | 21.3 | 63 | 0 |
| 16. Leon Washington | 2013-14 | 47 | 1,219 | 25.9 | 95 | 0 |
| 17. Chris Carr | 2008 | 35 | 984 | 28.1 | 52 | 0 |
| 18. Mike Archie | 1996-98 | 46 | 961 | 20.9 | 50 | 0 |
| 19. Bob Gresham | 1973-74 | 36 | 903 | 25.1 | 103t | 1 |
| 20. Willie Tullis | 1981-84 | 38 | 886 | 23.3 | 95t | 1 |

SEASON KICKOFF RETURNS (AVG.)

| Player | Year | No | Yds | Avg | Lg | TD |
|--------------------|------|----|-------|------|------|----|
| 1. Darius Jennings | 2018 | 22 | 698 | 31.7 | 94t | 1 |
| 2. Ken Hall | 1960 | 19 | 594 | 31.3 | 104t | 1 |
| 3. Bobby Jancik | 1962 | 24 | 726 | 30.3 | 61 | 0 |
| 4. Bobby Jancik | 1963 | 45 | 1,317 | 29.3 | 53 | 0 |
| 5. Chris Carr | 2008 | 35 | 984 | 28.1 | 52 | 0 |
| 6. Carl Roaches | 1981 | 28 | 769 | 27.5 | 96t | 1 |
| 7. Billy Johnson | 1974 | 29 | 785 | 27.1 | 67 | 0 |
| 8. Derrick Mason | 2000 | 42 | 1,132 | 27.0 | 66 | 0 |
| 9. Bob Gresham | 1973 | 27 | 723 | 26.8 | 103t | 1 |
| 10. Adam Jones | 2005 | 43 | 1,127 | 26.2 | 85 | 0 |
| 11. Linzy Cole | 1971 | 32 | 834 | 26.1 | 45 | 0 |
| 12. Adam Jones | 2006 | 20 | 521 | 26.1 | 70 | 0 |
| 13. Bobby Jancik | 1966 | 34 | 875 | 25.7 | 53 | 0 |
| 14. Steve Brown | 1983 | 31 | 795 | 25.6 | 93t | 1 |
| 15. Marc Mariani | 2010 | 60 | 1,530 | 25.5 | 98t | 1 |
| 16. Billy Johnson | 1977 | 25 | 630 | 25.2 | 76t | 1 |
| 17. Alvin Haymond | 1973 | 28 | 703 | 25.1 | 47 | 0 |
| 18. Jerry LeVias | 1969 | 38 | 940 | 24.7 | 87 | 0 |
| 19. Willie Drewrey | 1985 | 26 | 642 | 24.7 | 50 | 0 |
| 20. Zeke Moore | 1968 | 32 | 787 | 24.6 | 45 | 0 |

CAREER PUNT RETURNS (YARDS)

| Player | Years | No | FC | Yds | Avg | Lg | TD |
|----------------------|-------------|-----|----|-------|------|-----|----|
| 1. Billy Johnson | 1974-80 | 155 | 21 | 2,040 | 13.2 | 87t | 5 |
| 2. Derrick Mason | 1997-04 | 182 | 94 | 1,590 | 8.7 | 69t | 2 |
| 3. Carl Roaches | 1980-84 | 151 | 31 | 1,095 | 7.3 | 68 | 0 |
| 4. Marc Mariani | 2010-13, 16 | 102 | 57 | 1,054 | 10.3 | 87t | 2 |
| 5. Willie Drewrey | 1985-93 | 104 | 45 | 771 | 7.4 | 25 | 0 |
| 6. Adam Jones | 2005-06 | 63 | 11 | 712 | 11.3 | 90t | 4 |
| 7. Mel Gray | 1995-97 | 69 | 45 | 652 | 9.4 | 40 | 0 |
| 8. Bobby Jancik | 1962-67 | 67 | - | 647 | 9.7 | 82 | 1 |
| 9. Darius Reynaud | 2012-13 | 49 | 25 | 545 | 11.1 | 81t | 2 |
| 10. Jerry LeVias | 1969-70 | 60 | 19 | 505 | 8.4 | 46 | 0 |
| 11. Kenny Johnson | 1986-89 | 73 | 32 | 488 | 6.7 | 26 | 0 |
| 12. Adoree' Jackson | 2017-19 | 53 | 19 | 464 | 8.8 | 46 | 0 |
| 13. Justin McCareins | 2001-08 | 37 | 21 | 403 | 10.9 | 58t | 1 |
| 14. Ernest Givins | 1986-94 | 56 | - | 397 | 7.1 | 78t | 1 |
| 15. Larry Carwell | 1967-68 | 36 | 6 | 381 | 10.6 | 54 | 0 |
| 16. Dexter McCluster | 2014-15 | 46 | 29 | 372 | 8.1 | 48 | 0 |
| 17. Fred Glick | 1961-66 | 44 | - | 326 | 7.4 | - | 0 |
| 18. Chris Carr | 2008 | 32 | 20 | 323 | 10.1 | 44 | 0 |
| 19. Chris Davis | 2007-08 | 33 | 13 | 299 | 9.1 | 39 | 0 |
| 20. Ken Houston | 1967-72 | 45 | 12 | 252 | 5.6 | 33 | 0 |

SEASON PUNT RETURNS (AVG.)

| Player | Year | No | FC | Yds | Avg | Lg | TD |
|----------------------|------|----|----|-----|------|-----|----|
| 1. Billy Johnson | 1977 | 35 | 8 | 539 | 15.4 | 87t | 2 |
| 2. Billy Johnson | 1975 | 40 | 1 | 612 | 15.3 | 83t | 3 |
| 3. Billy Johnson | 1974 | 30 | 3 | 409 | 13.6 | 49 | 0 |
| 4. Darius Reynaud | 2012 | 31 | 17 | 410 | 13.2 | 81t | 2 |
| 5. Derrick Mason | 2000 | 51 | 17 | 662 | 13.0 | 69t | 1 |
| 6. Adam Jones | 2006 | 34 | 3 | 440 | 12.9 | 90t | 3 |
| 7. Marc Mariani | 2010 | 27 | 17 | 329 | 12.2 | 87t | 1 |
| 8. Justin McCareins | 2003 | 29 | 17 | 330 | 11.4 | 58t | 1 |
| 9. Marc Mariani | 2011 | 46 | 18 | 490 | 10.7 | 79t | 1 |
| 10. Billy Johnson | 1976 | 38 | 9 | 403 | 10.6 | 46 | 0 |
| 11. Mel Gray | 1995 | 30 | 20 | 303 | 10.1 | 20 | 0 |
| 12. Chris Carr | 2008 | 32 | 20 | 323 | 10.1 | 44 | 0 |
| 13. Chris Davis | 2007 | 31 | 12 | 293 | 9.5 | 39 | 0 |
| 14. Adam Jones | 2005 | 29 | 8 | 272 | 9.4 | 52t | 1 |
| 15. Mel Gray | 1996 | 22 | 15 | 205 | 9.3 | 40 | 0 |
| Adoree' Jackson | 2018 | 16 | 9 | 148 | 9.3 | 26 | 0 |
| 17. Dexter McCluster | 2015 | 24 | 15 | 217 | 9.0 | 37 | 0 |
| 18. Fred Glick | 1963 | 19 | - | 171 | 9.0 | 22 | 0 |
| 19. Willie Drewrey | 1985 | 24 | 10 | 215 | 9.0 | 23 | 0 |
| 20. Derrick Mason | 1999 | 26 | 15 | 225 | 8.7 | 65t | 1 |

ALL-TIME TEAM LEADERS BY CATEGORY

CAREER PUNTING (PUNTS)

| Player | Years | Punt | Blk | Yds | Avg | TB | In20 | Lg | NetAvg |
|----------------------|----------------|------------|----------|---------------|-------------|-----------|------------|-----------|-------------|
| 1. Craig Hentrich | 1998-09 | 861 | 1 | 36,926 | 42.9 | 95 | 295 | 78 | 37.2 |
| 2. Brett Kern | 2009-19 | 839 | 5 | 38,533 | 45.9 | 44 | 333 | 79 | 40.8 |
| 3. Jim Norton | 1960-68 | 522 | 7 | 21,961 | 42.1 | - | - | 79 | - |
| 4. Cliff Parsley | 1977-82 | 431 | 3 | 17,136 | 39.8 | 33 | 85 | 62 | 32.3 |
| 5. Dan Pastorini | 1971-79 | 316 | 1 | 12,530 | 39.7 | - | - | 74 | - |
| 6. Greg Montgomery | 1988-93 | 310 | 6 | 13,529 | 43.6 | 35 | 74 | 77 | 36.6 |
| 7. Lee Johnson | 1985-87 | 212 | 0 | 8,739 | 41.2 | 20 | 53 | 66 | 35.1 |
| 8. John James | 1982-84 | 198 | 1 | 7,878 | 39.8 | 15 | 36 | 56 | 32.4 |
| 9. Rich Camarillo | 1994-95 | 173 | 1 | 7,280 | 42.1 | 17 | 61 | 60 | 35.7 |
| 10. Reggie Roby | 1996-97 | 140 | 1 | 6,022 | 43.0 | 8 | 50 | 68 | 36.7 |

SEASON PUNTING (AVERAGE)

| Player | Year | Punt | Blk | Yds | Avg | TB | In20 | Lg | NetAvg |
|----------------------|-------------|-----------|----------|--------------|-------------|----------|-----------|-----------|-------------|
| 1. Brett Kern | 2017 | 75 | 0 | 3,728 | 49.7 | 5 | 28 | 74 | 44.6 |
| 2. Brett Kern | 2012 | 81 | 2 | 3,855 | 47.6 | 5 | 30 | 71 | 40.4 |
| 3. Brett Kern | 2015 | 88 | 0 | 4,175 | 47.4 | 1 | 34 | 61 | 40.3 |
| 4. Craig Hentrich | 1998 | 69 | 0 | 3,258 | 47.2 | 11 | 18 | 71 | 39.2 |
| 5. Brett Kern | 2019 | 78 | 0 | 3,672 | 47.1 | 2 | 37 | 70 | 43.1 |
| Brett Kern | 2018 | 74 | 1 | 3,483 | 47.1 | 3 | 39 | 62 | 41.7 |
| 7. Greg Montgomery | 1992 | 53 | 2 | 2,487 | 46.9 | 9 | 14 | 66 | 37.3 |
| 8. Brett Kern | 2014 | 88 | 1 | 4,118 | 46.8 | 7 | 28 | 79 | 40.8 |
| 9. Greg Montgomery | 1993 | 54 | 0 | 2,462 | 45.6 | 5 | 13 | 77 | 39.1 |
| 10. Reggie Roby | 1996 | 67 | 1 | 2,973 | 44.4 | 7 | 25 | 68 | 38.0 |

CAREER INTERCEPTIONS

| Player | Years | No | Yds | Avg | Lg | TD |
|------------------------|----------------|-----------|------------|-------------|-----------|----------|
| 1. Jim Norton | 1960-68 | 45 | 592 | 13.2 | 56 | 1 |
| 2. Cris Dishman | 1988-96 | 31 | 348 | 11.2 | 43 | 1 |
| 3. Fred Glick | 1961-66 | 30 | 390 | 13.0 | 45 | 1 |
| 4. Tony Banfield | 1960-65 | 27 | 224 | 8.3 | 58 | 0 |
| W.K. Hicks | 1964-69 | 27 | 457 | 16.9 | 62 | 0 |
| Darryll Lewis | 1991-98 | 27 | 540 | 20.0 | 98t | 5 |
| 7. Mike Reinfeldt | 1976-83 | 26 | 375 | 14.4 | 39 | 0 |
| 8. Michael Griffin | 2007-15 | 25 | 328 | 13.1 | 83t | 1 |
| Ken Houston | 1967-72 | 25 | 650 | 26.0 | 78 | 9 |
| 10. Zeke Moore | 1967-77 | 24 | 444 | 18.5 | 74 | 2 |
| 11. Willie Alexander | 1971-79 | 23 | 379 | 16.5 | 95t | 1 |
| Samari Rolle | 1998-04 | 23 | 349 | 15.2 | 81t | 1 |
| 13. Marcus Robertson | 1991-00 | 22 | 428 | 19.5 | 69 | 0 |
| 14. Gregg Bingham | 1973-84 | 21 | 279 | 13.3 | 54 | 0 |
| 15. Keith Bulluck | 2000-09 | 19 | 192 | 10.1 | 35 | 1 |
| Miller Farr | 1967-69 | 19 | 416 | 21.9 | 67 | 5 |
| 17. Steve Brown | 1983-90 | 18 | 264 | 14.7 | 44t | 1 |
| 18. Kevin Byard | 2016-19 | 17 | 210 | 12.4 | 33 | 0 |
| 19. Andre Dyson | 2001-04 | 16 | 260 | 16.3 | 51t | 3 |
| Bubba McDowell | 1989-94 | 16 | 190 | 11.9 | 26t | 1 |
| Chris Hope | 2006-11 | 16 | 266 | 16.6 | 61t | 1 |

SEASON INTERCEPTIONS

| Player | Year | No | Yds | Avg | Lg | TD |
|-----------------------|-------------|----------|------------|-------------|------------|----------|
| 1. Fred Glick | 1963 | 12 | 180 | 15.0 | 45 | 1 |
| Mike Reinfeldt | 1979 | 12 | 205 | 17.1 | 39 | 0 |
| 3. Miller Farr | 1967 | 10 | 264 | 26.4 | 67 | 3 |
| 4. W.K. Hicks | 1965 | 9 | 156 | 17.3 | 31 | 0 |
| Ken Houston | 1971 | 9 | 220 | 24.4 | 48t | 4 |
| Jim Norton | 1961 | 9 | 150 | 16.7 | 36 | 0 |
| 7. Kevin Byard | 2017 | 8 | 130 | 16.3 | 33 | 0 |
| Tony Banfield | 1961 | 8 | 136 | 17.0 | 58 | 0 |
| <i>Pete Jaquess</i> | <i>1964</i> | <i>8</i> | <i>141</i> | <i>17.6</i> | <i>98t</i> | <i>1</i> |
| Richard Johnson | 1990 | 8 | 100 | 12.5 | 35 | 1 |
| Jim Norton | 1962 | 8 | 75 | 9.4 | 36 | 0 |
| 12. Tony Banfield | 1963 | 7 | 21 | 3.0 | 14 | 0 |
| Michael Griffin | 2008 | 7 | 172 | 24.6 | 83t | 1 |
| Jim Norton | 1965 | 7 | 52 | 7.4 | 18 | 0 |
| Marcus Robertson | 1993 | 7 | 137 | 19.6 | 69 | 0 |
| Samari Rolle | 2000 | 7 | 140 | 20.0 | 81t | 1 |
| Jack Tatum | 1980 | 7 | 100 | 14.3 | 35 | 0 |
| 18. (15 tied with 6) | | | | | | |

CAREER SACKS

| Player | Years | No |
|-------------------------|----------------|-------------|
| 1. Elvin Bethea | 1968-83 | 105.0 |
| 2. Ray Childress | 1985-95 | 75.5 |
| 3. Jesse Baker | 1979-87 | 66.0 |
| 4. William Fuller | 1986-93 | 59.0 |
| 5. Sean Jones | 1988-93 | 57.5 |
| 6. Jevon Kearse | 1999-03, 08-09 | 52.0 |
| 7. Jurrell Casey | 2011-19 | 51.0 |
| 8. Robert Brazile | 1975-84 | 48.0 |
| 9. Ted Washington | 1973-82 | 45.0 |
| 10. Derrick Morgan | 2010-18 | 44.5 |
| 11. Kyle Vanden Bosch | 2005-09 | 38.5 |
| 12. Curley Culp | 1974-80 | 31.0 |

SEASON SACKS

| Player | Year | No |
|-----------------------|-------------|-------------|
| 1. Elvin Bethea | 1973 | 17.0 |
| 2. <i>Jesse Baker</i> | <i>1979</i> | <i>15.5</i> |
| 3. William Fuller | 1991 | 15.0 |
| 4. Elvin Bethea | 1976 | 14.5 |
| <i>Jevon Kearse</i> | <i>1999</i> | <i>14.5</i> |
| 6. Elvin Bethea | 1971 | 13.0 |
| Ray Childress | 1992 | 13.0 |
| Sean Jones | 1993 | 13.0 |
| 9. Jason Babin | 2010 | 12.5 |
| Sean Jones | 1990 | 12.5 |
| Kyle Vanden Bosch | 2005 | 12.5 |

ALL-TIME TEAM LEADERS BY CATEGORY

CAREER TACKLES (SINCE 1974)

| Player | Years | No |
|--------------------|---------|-------|
| 1. Gregg Bingham | 1973-84 | 1,970 |
| 2. Robert Brazile | 1975-84 | 1,281 |
| 3. Keith Bulluck | 2000-09 | 1,265 |
| 4. Michael Griffin | 2007-15 | 912 |
| 5. Ted Washington | 1973-82 | 907 |
| 6. Al Smith | 1987-96 | 877 |
| 7. John Grimsley | 1984-90 | 836 |
| 8. Blaine Bishop | 1993-01 | 788 |
| 9. Ray Childress | 1985-95 | 784 |
| 10. Steve Kiner | 1974-78 | 738 |

SEASON TACKLES (SINCE 1974)

| Player | Year | No |
|-------------------|------|-----|
| 1. Gregg Bingham | 1978 | 223 |
| 2. Gregg Bingham | 1980 | 212 |
| 3. Gregg Bingham | 1974 | 206 |
| 4. Gregg Bingham | 1979 | 203 |
| 5. John Grimsley | 1986 | 199 |
| 6. Robert Abraham | 1984 | 198 |
| 7. Gregg Bingham | 1976 | 191 |
| 8. Gregg Bingham | 1977 | 190 |
| 9. Gregg Bingham | 1975 | 185 |
| Robert Brazile | 1978 | 185 |

YEAR-BY-YEAR LEADERS

RUSHING

| Year | Player | Att | Yds | Avg | Lg | TD |
|------|------------------|-----|-------|-----|-----|----|
| 1960 | Billy Cannon | 152 | 644 | 4.2 | 39 | 1 |
| 1961 | Billy Cannon | 200 | 948 | 4.7 | 61t | 6 |
| 1962 | Charles Tolar | 244 | 1,012 | 4.1 | 25 | 7 |
| 1963 | Charles Tolar | 194 | 659 | 3.4 | 33 | 3 |
| 1964 | Sid Blanks | 145 | 756 | 5.2 | 91t | 6 |
| 1965 | Ode Burrell | 130 | 528 | 4.1 | 63 | 3 |
| 1966 | Ode Burrell | 122 | 406 | 3.3 | 45 | 0 |
| 1967 | Hoyle Granger | 236 | 1,194 | 5.1 | 67t | 6 |
| 1968 | Hoyle Granger | 202 | 848 | 4.2 | 47 | 7 |
| 1969 | Hoyle Granger | 186 | 740 | 4.0 | 23 | 3 |
| 1970 | Joe Dawkins | 124 | 517 | 4.2 | 49t | 2 |
| 1971 | Robert Holmes | 112 | 323 | 2.9 | 31 | 4 |
| 1972 | Fred Willis | 134 | 461 | 3.4 | 43 | 0 |
| 1973 | Fred Willis | 171 | 579 | 3.4 | 25 | 4 |
| 1974 | Willie Rodgers | 122 | 413 | 3.4 | 20 | 5 |
| 1975 | Ronnie Coleman | 175 | 790 | 4.5 | 46t | 5 |
| 1976 | Ronnie Coleman | 171 | 684 | 4.0 | 39 | 2 |
| 1977 | Ronnie Coleman | 185 | 660 | 3.6 | 22 | 5 |
| 1978 | Earl Campbell | 302 | 1,450 | 4.8 | 81t | 13 |
| 1979 | Earl Campbell | 368 | 1,697 | 4.6 | 61t | 19 |
| 1980 | Earl Campbell | 373 | 1,934 | 5.2 | 55t | 13 |
| 1981 | Earl Campbell | 361 | 1,376 | 3.9 | 43 | 10 |
| 1982 | Earl Campbell | 157 | 538 | 3.4 | 22 | 2 |
| 1983 | Earl Campbell | 322 | 1,301 | 4.0 | 42 | 12 |
| 1984 | Larry Moriarty | 189 | 785 | 4.2 | 51 | 6 |
| 1985 | Mike Rozier | 133 | 462 | 3.5 | 30 | 8 |
| 1986 | Mike Rozier | 199 | 662 | 3.3 | 19t | 4 |
| 1987 | Mike Rozier | 229 | 957 | 4.2 | 41 | 3 |
| 1988 | Mike Rozier | 251 | 1,002 | 4.0 | 28 | 10 |
| 1989 | Alonzo Highsmith | 128 | 531 | 4.1 | 25 | 4 |
| 1990 | Lorenzo White | 168 | 702 | 4.2 | 22 | 8 |
| 1991 | Allen Pinkett | 171 | 720 | 4.2 | 32 | 9 |
| 1992 | Lorenzo White | 265 | 1,226 | 4.6 | 44 | 7 |
| 1993 | Gary Brown | 195 | 1,002 | 5.1 | 26 | 6 |
| 1994 | Lorenzo White | 191 | 757 | 4.0 | 33 | 3 |
| 1995 | Rodney Thomas | 251 | 947 | 3.8 | 74t | 5 |
| 1996 | Eddie George | 335 | 1,368 | 4.1 | 76 | 8 |
| 1997 | Eddie George | 357 | 1,399 | 3.9 | 30 | 6 |
| 1998 | Eddie George | 348 | 1,294 | 3.7 | 37t | 5 |
| 1999 | Eddie George | 320 | 1,304 | 4.1 | 40 | 9 |
| 2000 | Eddie George | 403 | 1,509 | 3.7 | 35t | 14 |
| 2001 | Eddie George | 315 | 939 | 3.0 | 27 | 5 |
| 2002 | Eddie George | 343 | 1,165 | 3.4 | 35 | 12 |
| 2003 | Eddie George | 312 | 1,031 | 3.3 | 27 | 5 |
| 2004 | Chris Brown | 220 | 1,067 | 4.9 | 52 | 6 |
| 2005 | Chris Brown | 224 | 851 | 3.8 | 38t | 5 |
| 2006 | Travis Henry | 270 | 1,211 | 4.5 | 70t | 7 |
| 2007 | LenDale White | 303 | 1,110 | 3.7 | 28 | 7 |
| 2008 | Chris Johnson | 251 | 1,228 | 4.9 | 66t | 9 |
| 2009 | Chris Johnson | 358 | 2,006 | 5.6 | 91t | 14 |
| 2010 | Chris Johnson | 316 | 1,364 | 4.3 | 76t | 11 |
| 2011 | Chris Johnson | 262 | 1,047 | 4.0 | 48t | 4 |
| 2012 | Chris Johnson | 276 | 1,243 | 4.5 | 94t | 6 |
| 2013 | Chris Johnson | 279 | 1,077 | 3.9 | 30t | 6 |
| 2014 | Bishop Sankey | 152 | 569 | 3.7 | 22 | 2 |
| 2015 | Antonio Andrews | 143 | 520 | 3.6 | 38 | 3 |
| 2016 | DeMarco Murray | 293 | 1,287 | 4.4 | 75t | 9 |
| 2017 | Derrick Henry | 176 | 744 | 4.2 | 75t | 5 |
| 2018 | Derrick Henry | 215 | 1,059 | 4.9 | 99t | 12 |
| 2019 | Derrick Henry | 303 | 1,540 | 5.1 | 74t | 16 |

PASSING

| Year | Player | Att | Cmp | Yds | Pct | TD | Int | Avg |
|------|--------------------|-----|-----|-------|------|----|-----|-----|
| 1960 | George Blanda | 363 | 169 | 2,413 | 46.6 | 24 | 22 | 6.7 |
| 1961 | George Blanda | 362 | 187 | 3,330 | 51.7 | 36 | 22 | 9.2 |
| 1962 | George Blanda | 418 | 197 | 2,810 | 47.1 | 27 | 42 | 6.7 |
| 1963 | George Blanda | 423 | 224 | 3,003 | 52.9 | 24 | 25 | 7.0 |
| 1964 | George Blanda | 505 | 262 | 3,282 | 51.9 | 17 | 27 | 6.4 |
| 1965 | George Blanda | 442 | 186 | 2,542 | 42.1 | 20 | 30 | 5.8 |
| 1966 | George Blanda | 271 | 122 | 1,764 | 45.0 | 17 | 21 | 6.4 |
| 1967 | Pete Beathard | 231 | 94 | 1,114 | 40.7 | 9 | 14 | 4.8 |
| 1968 | Pete Beathard | 223 | 105 | 1,559 | 47.1 | 7 | 16 | 6.9 |
| 1969 | Pete Beathard | 370 | 180 | 2,455 | 48.6 | 10 | 21 | 6.4 |
| 1970 | Charley Johnson | 281 | 144 | 1,652 | 51.2 | 7 | 12 | 5.9 |
| 1971 | Dan Pastorini | 270 | 127 | 1,702 | 47.0 | 7 | 21 | 6.3 |
| 1972 | Dan Pastorini | 299 | 144 | 1,711 | 48.2 | 7 | 11 | 5.7 |
| 1973 | Dan Pastorini | 290 | 154 | 1,482 | 53.1 | 5 | 17 | 5.1 |
| 1974 | Dan Pastorini | 247 | 140 | 1,571 | 56.7 | 10 | 10 | 6.4 |
| 1975 | Dan Pastorini | 342 | 163 | 2,053 | 47.7 | 14 | 16 | 6.0 |
| 1976 | Dan Pastorini | 309 | 167 | 1,785 | 53.5 | 10 | 10 | 5.7 |
| 1977 | Dan Pastorini | 319 | 169 | 1,987 | 53.0 | 13 | 18 | 6.2 |
| 1978 | Dan Pastorini | 368 | 199 | 2,473 | 54.1 | 16 | 17 | 6.7 |
| 1979 | Dan Pastorini | 324 | 163 | 2,090 | 50.3 | 14 | 18 | 6.5 |
| 1980 | Ken Stabler | 454 | 293 | 3,202 | 64.5 | 13 | 28 | 7.0 |
| 1981 | Ken Stabler | 285 | 165 | 1,988 | 57.9 | 14 | 18 | 6.9 |
| 1982 | Archie Manning | 125 | 66 | 877 | 52.8 | 6 | 6 | 7.0 |
| 1983 | Oliver Luck | 217 | 124 | 1,375 | 57.1 | 8 | 13 | 6.3 |
| 1984 | Warren Moon | 450 | 259 | 3,338 | 57.6 | 12 | 14 | 7.4 |
| 1985 | Warren Moon | 377 | 200 | 2,709 | 53.1 | 15 | 19 | 7.2 |
| 1986 | Warren Moon | 488 | 256 | 3,489 | 52.5 | 13 | 26 | 7.2 |
| 1987 | Warren Moon | 368 | 184 | 2,806 | 50.0 | 21 | 18 | 7.6 |
| 1988 | Warren Moon | 294 | 160 | 2,327 | 54.4 | 17 | 8 | 7.9 |
| 1989 | Warren Moon | 464 | 280 | 3,631 | 60.3 | 23 | 14 | 7.8 |
| 1990 | Warren Moon | 584 | 362 | 4,689 | 62.0 | 33 | 13 | 8.0 |
| 1991 | Warren Moon | 655 | 404 | 4,690 | 61.7 | 23 | 21 | 7.2 |
| 1992 | Warren Moon | 346 | 224 | 2,521 | 64.7 | 18 | 12 | 7.3 |
| 1993 | Warren Moon | 520 | 303 | 3,485 | 58.3 | 21 | 21 | 6.7 |
| 1994 | Billy Joe Tolliver | 240 | 121 | 1,287 | 50.4 | 6 | 7 | 5.4 |
| 1995 | Chris Chandler | 356 | 225 | 2,460 | 63.2 | 17 | 10 | 6.9 |
| 1996 | Chris Chandler | 320 | 184 | 2,099 | 57.5 | 16 | 11 | 6.6 |
| 1997 | Steve McNair | 415 | 216 | 2,665 | 52.0 | 14 | 13 | 6.4 |
| 1998 | Steve McNair | 492 | 289 | 3,228 | 58.7 | 15 | 10 | 6.5 |
| 1999 | Steve McNair | 331 | 187 | 2,179 | 56.5 | 12 | 8 | 6.6 |
| 2000 | Steve McNair | 396 | 248 | 2,847 | 62.6 | 15 | 13 | 7.2 |
| 2001 | Steve McNair | 431 | 264 | 3,350 | 61.3 | 21 | 12 | 7.8 |
| 2002 | Steve McNair | 492 | 301 | 3,387 | 61.2 | 22 | 15 | 6.9 |
| 2003 | Steve McNair | 400 | 250 | 3,215 | 62.5 | 24 | 7 | 8.0 |
| 2004 | Billy Volek | 357 | 218 | 2,486 | 61.1 | 18 | 10 | 7.0 |
| 2005 | Steve McNair | 476 | 292 | 3,161 | 61.3 | 16 | 11 | 6.6 |
| 2006 | Vince Young | 357 | 184 | 2,199 | 51.5 | 12 | 13 | 6.2 |
| 2007 | Vince Young | 382 | 238 | 2,546 | 62.3 | 9 | 17 | 6.7 |
| 2008 | Kerry Collins | 415 | 242 | 2,676 | 58.3 | 12 | 7 | 6.5 |
| 2009 | Vince Young | 259 | 152 | 1,879 | 58.7 | 10 | 7 | 7.3 |
| 2010 | Kerry Collins | 278 | 160 | 1,823 | 57.6 | 14 | 8 | 6.6 |
| 2011 | Matt Hasselbeck | 518 | 319 | 3,571 | 61.6 | 18 | 14 | 6.9 |
| 2012 | Jake Locker | 314 | 177 | 2,176 | 56.4 | 10 | 11 | 6.9 |
| 2013 | Ryan Fitzpatrick | 350 | 217 | 2,454 | 62.0 | 14 | 12 | 7.0 |
| 2014 | Zach Mettenberger | 179 | 107 | 1,412 | 59.8 | 8 | 7 | 7.9 |
| 2015 | Marcus Mariota | 370 | 230 | 2,818 | 62.2 | 19 | 10 | 7.6 |
| 2016 | Marcus Mariota | 451 | 276 | 3,426 | 61.2 | 26 | 9 | 7.6 |
| 2017 | Marcus Mariota | 453 | 281 | 3,232 | 62.0 | 13 | 15 | 7.1 |
| 2018 | Marcus Mariota | 331 | 228 | 2,528 | 68.9 | 11 | 8 | 7.6 |
| 2019 | Ryan Tannehill | 286 | 201 | 2,742 | 70.3 | 22 | 6 | 9.6 |

YEAR-BY-YEAR LEADERS

RECEIVING

| Year | Player | No | Yds | Avg | Lg | TD |
|------|---------------------|-----|-------|------|-----|----|
| 1960 | Bill Groman | 72 | 1,473 | 20.5 | 80t | 12 |
| 1961 | Charlie Hennigan | 82 | 1,746 | 21.3 | 80t | 12 |
| 1962 | Charlie Hennigan | 54 | 867 | 16.1 | 75t | 8 |
| 1963 | Charlie Hennigan | 61 | 1,051 | 17.2 | 83t | 10 |
| 1964 | Charlie Hennigan | 101 | 1,546 | 15.3 | 53t | 8 |
| 1965 | Ode Burrell (RB) | 55 | 650 | 11.8 | 52t | 4 |
| 1966 | Charles Frazier | 57 | 1,129 | 19.8 | 79t | 12 |
| 1967 | Hoyle Granger (RB) | 31 | 300 | 9.6 | 43 | 3 |
| 1968 | Alvin Reed (TE) | 46 | 747 | 16.2 | 60 | 5 |
| 1969 | Alvin Reed (TE) | 51 | 664 | 13.0 | 43 | 2 |
| 1970 | Alvin Reed (TE) | 47 | 604 | 12.9 | 34 | 2 |
| 1971 | Jim Beirne | 38 | 550 | 14.5 | 40 | 1 |
| 1972 | Fred Willis (RB) | 45 | 297 | 6.6 | 27 | 2 |
| 1973 | Fred Willis (RB) | 57 | 371 | 6.5 | 50 | 1 |
| 1974 | Ken Burrough | 36 | 492 | 13.7 | 51 | 2 |
| 1975 | Ken Burrough | 53 | 1,063 | 20.1 | 77t | 8 |
| 1976 | Ken Burrough | 51 | 932 | 18.2 | 69 | 7 |
| 1977 | Ken Burrough | 43 | 816 | 19.0 | 85t | 8 |
| 1978 | Ken Burrough | 47 | 624 | 13.3 | 44 | 2 |
| 1979 | Ken Burrough | 40 | 752 | 18.8 | 55t | 6 |
| 1980 | Mike Barber (TE) | 59 | 712 | 12.1 | 79t | 5 |
| 1981 | Ken Burrough | 40 | 668 | 16.7 | 71t | 7 |
| 1982 | Dave Casper (TE) | 36 | 573 | 15.9 | 38 | 6 |
| 1983 | Tim Smith | 83 | 1,176 | 14.2 | 47t | 6 |
| 1984 | Tim Smith | 69 | 1,141 | 16.5 | 75t | 4 |
| 1985 | Butch Woolfolk (RB) | 80 | 814 | 10.2 | 80t | 4 |
| 1986 | Drew Hill | 65 | 1,112 | 17.1 | 81t | 5 |
| 1987 | Ernest Givins | 53 | 933 | 17.6 | 83t | 6 |
| 1988 | Drew Hill | 72 | 1,141 | 15.8 | 57t | 10 |
| 1989 | Drew Hill | 66 | 938 | 14.2 | 50 | 8 |
| 1990 | Haywood Jeffires | 74 | 1,048 | 14.2 | 87t | 8 |
| | Drew Hill | 74 | 1,019 | 13.8 | 57 | 5 |
| 1991 | Haywood Jeffires | 100 | 1,181 | 11.8 | 44 | 7 |
| 1992 | Haywood Jeffires | 90 | 913 | 10.1 | 47 | 9 |
| 1993 | Webster Slaughter | 77 | 904 | 11.7 | 41 | 5 |
| 1994 | Webster Slaughter | 68 | 846 | 12.4 | 57 | 2 |
| | Haywood Jeffires | 68 | 783 | 11.5 | 50 | 6 |
| 1995 | Haywood Jeffires | 61 | 684 | 11.2 | 35t | 8 |
| 1996 | Frank Wycheck (TE) | 53 | 511 | 9.6 | 29 | 6 |
| 1997 | Frank Wycheck (TE) | 63 | 748 | 11.9 | 42 | 4 |
| 1998 | Frank Wycheck (TE) | 70 | 768 | 11.0 | 38 | 2 |
| 1999 | Frank Wycheck (TE) | 69 | 641 | 9.3 | 35 | 2 |
| 2000 | Frank Wycheck (TE) | 70 | 636 | 9.1 | 26 | 4 |
| 2001 | Derrick Mason | 73 | 1,128 | 15.5 | 71t | 9 |
| 2002 | Derrick Mason | 79 | 1,012 | 12.8 | 40 | 5 |
| 2003 | Derrick Mason | 95 | 1,303 | 13.7 | 50t | 8 |
| 2004 | Derrick Mason | 96 | 1,168 | 12.2 | 37t | 7 |
| 2005 | Drew Bennett | 58 | 738 | 12.7 | 55t | 4 |
| 2006 | Drew Bennett | 46 | 737 | 16.0 | 39 | 3 |
| 2007 | Justin Gage | 55 | 750 | 13.6 | 73 | 2 |
| | Roydell Williams | 55 | 719 | 13.1 | 48 | 4 |
| 2008 | Bo Scaife (TE) | 58 | 561 | 9.7 | 44 | 2 |
| 2009 | Chris Johnson (RB) | 50 | 503 | 10.1 | 69t | 2 |
| 2010 | Chris Johnson (RB) | 44 | 245 | 5.6 | 25 | 1 |
| 2011 | Nate Washington | 74 | 1,023 | 13.8 | 57 | 7 |
| 2012 | Kendall Wright | 64 | 626 | 9.8 | 38 | 4 |
| 2013 | Kendall Wright | 94 | 1,079 | 11.5 | 45 | 2 |
| 2014 | Delanie Walker | 63 | 890 | 14.1 | 68 | 4 |
| 2015 | Delanie Walker | 94 | 1,088 | 11.6 | 61t | 6 |
| 2016 | Rishard Matthews | 65 | 945 | 14.5 | 60 | 9 |
| | Delanie Walker | 65 | 800 | 12.3 | 47 | 7 |
| 2017 | Delanie Walker | 74 | 807 | 10.9 | 42 | 3 |
| 2018 | Corey Davis | 65 | 891 | 13.7 | 51 | 4 |
| 2019 | A.J. Brown | 52 | 1,051 | 20.2 | 91t | 8 |

SCORING

| Year | Player | TD | PAT | FG | Tot |
|------|--------------------|----|-----|----|-----|
| 1960 | George Blanda | 4 | 46 | 15 | 115 |
| 1961 | George Blanda | 0 | 64 | 16 | 112 |
| 1962 | George Blanda | 0 | 48 | 11 | 81 |
| 1963 | George Blanda | 0 | 37 | 9 | 64 |
| 1964 | George Blanda | 0 | 38 | 13 | 76 |
| 1965 | George Blanda | 0 | 28 | 11 | 61 |
| 1966 | George Blanda | 0 | 39 | 16 | 87 |
| 1967 | John Wittenborn | 0 | 30 | 14 | 72 |
| 1968 | Wayne Walker | 0 | 26 | 8 | 50 |
| 1969 | Roy Gerela | 0 | 29 | 19 | 86 |
| 1970 | Roy Gerela | 0 | 23 | 18 | 77 |
| 1971 | Mark Moseley | 0 | 25 | 16 | 73 |
| 1972 | Skip Butler | 0 | 12 | 16 | 51 |
| 1973 | Skip Butler | 0 | 15 | 21 | 66 |
| 1974 | Skip Butler | 0 | 29 | 9 | 56 |
| 1975 | Skip Butler | 0 | 31 | 18 | 85 |
| 1976 | Skip Butler | 0 | 24 | 16 | 72 |
| 1977 | Toni Fritsch | 0 | 19 | 12 | 55 |
| 1978 | Earl Campbell (RB) | 13 | 0 | 0 | 78 |
| 1979 | Earl Campbell (RB) | 19 | 0 | 0 | 114 |
| 1980 | Toni Fritsch | 0 | 26 | 19 | 83 |
| 1981 | Toni Fritsch | 0 | 32 | 15 | 77 |
| 1982 | Dave Casper (TE) | 6 | 0 | 0 | 36 |
| 1983 | Florian Kempf | 0 | 33 | 17 | 84 |
| 1984 | Joe Cooper | 0 | 13 | 11 | 46 |
| 1985 | Tony Zendejas | 0 | 29 | 21 | 92 |
| 1986 | Tony Zendejas | 0 | 28 | 22 | 94 |
| 1987 | Tony Zendejas | 0 | 32 | 20 | 92 |
| 1988 | Tony Zendejas | 0 | 48 | 22 | 114 |
| 1989 | Tony Zendejas | 0 | 40 | 25 | 115 |
| 1990 | Lorenzo White (RB) | 12 | 0 | 0 | 72 |
| 1991 | Ian Howfield | 0 | 25 | 13 | 64 |
| 1992 | Al Del Greco | 0 | 41 | 21 | 104 |
| 1993 | Al Del Greco | 0 | 39 | 29 | 126 |
| 1994 | Al Del Greco | 0 | 18 | 16 | 66 |
| 1995 | Al Del Greco | 0 | 33 | 27 | 114 |
| 1996 | Al Del Greco | 0 | 35 | 32 | 131 |
| 1997 | Al Del Greco | 0 | 32 | 27 | 113 |
| 1998 | Al Del Greco | 0 | 28 | 36 | 136 |
| 1999 | Al Del Greco | 0 | 43 | 21 | 106 |
| 2000 | Al Del Greco | 0 | 37 | 27 | 118 |
| 2001 | Joe Nedney | 0 | 34 | 20 | 94 |
| 2002 | Joe Nedney | 0 | 36 | 25 | 111 |
| 2003 | Gary Anderson | 0 | 42 | 27 | 123 |
| 2004 | Gary Anderson | 0 | 37 | 17 | 88 |
| 2005 | Rob Bironas | 0 | 30 | 23 | 99 |
| 2006 | Rob Bironas | 0 | 32 | 22 | 98 |
| 2007 | Rob Bironas | 0 | 28 | 35 | 133 |
| 2008 | Rob Bironas | 0 | 40 | 29 | 127 |
| 2009 | Rob Bironas | 0 | 37 | 27 | 118 |
| 2010 | Rob Bironas | 0 | 38 | 24 | 110 |
| 2011 | Rob Bironas | 0 | 34 | 29 | 121 |
| 2012 | Rob Bironas | 0 | 35 | 25 | 110 |
| 2013 | Rob Bironas | 0 | 41 | 25 | 116 |
| 2014 | Ryan Succop | 0 | 27 | 19 | 84 |
| 2015 | Ryan Succop | 0 | 29 | 14 | 71 |
| 2016 | Ryan Succop | 0 | 39 | 22 | 105 |
| 2017 | Ryan Succop | 0 | 31 | 35 | 136 |
| 2018 | Ryan Succop | 0 | 28 | 26 | 106 |
| 2019 | Derrick Henry | 18 | 0 | 0 | 108 |

YEAR-BY-YEAR LEADERS

KICKOFF RETURNS

| Year | Player | No | Yds | Avg | Lg | TD |
|------|------------------|----|-------|------|------|----|
| 1960 | Ken Hall | 19 | 594 | 31.3 | 104t | 1 |
| 1961 | Billy Cannon | 18 | 439 | 24.4 | 47 | 0 |
| 1962 | Bobby Jancik | 24 | 726 | 30.3 | 61 | 0 |
| 1963 | Bobby Jancik | 45 | 1,315 | 29.3 | 53 | 0 |
| 1964 | Ode Burrell | 17 | 449 | 26.4 | 93t | 1 |
| 1965 | Bobby Jancik | 18 | 430 | 23.9 | 43 | 0 |
| 1966 | Bobby Jancik | 34 | 875 | 25.7 | 53 | 0 |
| 1967 | Zeke Moore | 14 | 405 | 28.9 | 92 | 1 |
| 1968 | Zeke Moore | 32 | 787 | 24.6 | 45 | 0 |
| 1969 | Jerry LeVias | 38 | 940 | 24.7 | 87 | 0 |
| 1970 | Jerry LeVias | 26 | 598 | 23.0 | 37 | 0 |
| 1971 | Linzy Cole | 32 | 834 | 26.1 | 45 | 0 |
| 1972 | Willie Rodgers | 17 | 335 | 19.7 | 31 | 0 |
| 1973 | Bob Gresham | 27 | 723 | 26.8 | 103t | 1 |
| 1974 | Billy Johnson | 29 | 785 | 27.1 | 67 | 0 |
| 1975 | Billy Johnson | 33 | 798 | 24.2 | 81t | 1 |
| 1976 | Billy Johnson | 26 | 579 | 22.2 | 53 | 0 |
| 1977 | Billy Johnson | 25 | 630 | 25.2 | 76t | 1 |
| 1978 | Johnnie Dirden | 32 | 780 | 24.4 | 60 | 0 |
| 1979 | Richard Ellender | 24 | 514 | 21.4 | 35 | 0 |
| 1980 | Carl Roaches | 37 | 746 | 20.2 | 46 | 0 |
| 1981 | Carl Roaches | 28 | 769 | 27.5 | 96t | 1 |
| 1982 | Carl Roaches | 21 | 441 | 21.0 | 45 | 0 |
| 1983 | Steve Brown | 31 | 795 | 25.6 | 93t | 1 |
| 1984 | Carl Roaches | 30 | 679 | 22.6 | 49 | 0 |
| 1985 | Willie Drewrey | 26 | 642 | 24.7 | 52 | 0 |
| 1986 | Willie Drewrey | 25 | 500 | 20.0 | 32 | 0 |
| | Allen Pinkett | 26 | 519 | 20.0 | 48 | 0 |
| 1987 | Curtis Duncan | 28 | 546 | 19.5 | 62 | 0 |
| 1988 | Leonard Harris | 34 | 678 | 19.9 | 56 | 0 |
| 1989 | Kenny Johnson | 21 | 372 | 17.7 | 39 | 0 |
| 1990 | Gerald McNeil | 27 | 551 | 20.4 | 64 | 0 |
| 1991 | Allen Pinkett | 26 | 508 | 19.5 | 41 | 0 |
| 1992 | Pat Coleman | 14 | 290 | 20.7 | 28 | 0 |
| 1993 | Willie Drewrey | 15 | 293 | 19.5 | 34 | 0 |
| 1994 | Todd McNair | 23 | 481 | 20.9 | 44 | 0 |
| 1995 | Mel Gray | 53 | 1,183 | 22.3 | 54 | 0 |
| 1996 | Mel Gray | 50 | 1,224 | 24.5 | 88 | 0 |
| 1997 | Derrick Mason | 26 | 551 | 21.2 | 54 | 0 |
| 1998 | Mike Archie | 42 | 913 | 21.7 | 50 | 0 |
| 1999 | Derrick Mason | 41 | 805 | 19.6 | 41 | 0 |
| 2000 | Derrick Mason | 42 | 1,132 | 27.0 | 66 | 0 |
| 2001 | Derrick Mason | 34 | 748 | 22.0 | 101t | 1 |
| 2002 | John Simon | 20 | 371 | 18.6 | 29 | 0 |
| 2003 | Jake Schifino | 35 | 703 | 20.1 | 39 | 0 |
| 2004 | Jason McAddley | 38 | 849 | 22.3 | 45 | 0 |
| 2005 | Pacman Jones | 43 | 1,127 | 26.2 | 85 | 0 |
| 2006 | Bobby Wade | 50 | 1,194 | 23.9 | 48 | 0 |
| 2007 | Michael Griffin | 18 | 422 | 23.4 | 48 | 0 |
| 2008 | Chris Carr | 35 | 984 | 28.1 | 52 | 0 |
| 2009 | Kenny Britt | 24 | 523 | 21.8 | 56 | 0 |
| 2010 | Marc Mariani | 60 | 1,530 | 25.5 | 98t | 1 |
| 2011 | Marc Mariani | 32 | 748 | 23.4 | 49 | 0 |
| 2012 | Darius Reynaud | 53 | 1,240 | 23.4 | 105t | 1 |
| 2013 | Leon Washington | 16 | 481 | 30.1 | 95 | 0 |
| 2014 | Leon Washington | 31 | 738 | 23.8 | 52 | 0 |
| 2015 | Dexter McCluster | 13 | 285 | 21.9 | 32 | 0 |
| 2016 | Marc Mariani | 26 | 560 | 21.5 | 37 | 0 |
| 2017 | Adoree' Jackson | 25 | 578 | 23.1 | 57 | 0 |
| 2018 | Darius Jennings | 22 | 698 | 31.7 | 94t | 1 |
| 2019 | Kalif Raymond | 18 | 403 | 22.4 | 45 | 0 |

PUNT RETURNS

| Year | Player | No | Yds | Avg | Lg | TD |
|------|-------------------|----|-----|------|-----|----|
| 1960 | Billy Cannon | 4 | 96 | 24.0 | 51 | 0 |
| 1961 | Billy Cannon | 9 | 70 | 7.8 | 20 | 0 |
| 1962 | Bobby Jancik | 14 | 164 | 11.7 | 21 | 0 |
| 1963 | Bobby Jancik | 13 | 145 | 11.2 | 56 | 0 |
| 1964 | Bobby Jancik | 14 | 220 | 15.7 | 82t | 1 |
| 1965 | Bobby Jancik | 12 | 85 | 7.1 | 25 | 0 |
| 1966 | Ode Burrell | 8 | 76 | 9.5 | 29 | 0 |
| 1967 | Larry Carwell | 9 | 154 | 17.1 | 54 | 0 |
| 1968 | Sid Blanks | 22 | 179 | 8.1 | 39 | 0 |
| 1969 | Jerry LeVias | 35 | 292 | 8.3 | 46 | 0 |
| 1970 | Jerry LeVias | 25 | 213 | 8.5 | 33 | 0 |
| 1971 | Linzy Cole | 14 | 107 | 7.6 | 31 | 0 |
| 1972 | Ken Houston | 25 | 148 | 5.9 | 33 | 0 |
| 1973 | Jeff Severson | 16 | 126 | 7.9 | 74 | 0 |
| 1974 | Billy Johnson | 30 | 409 | 13.6 | 49 | 0 |
| 1975 | Billy Johnson | 40 | 612 | 15.3 | 83t | 3 |
| 1976 | Billy Johnson | 39 | 397 | 10.2 | 46 | 0 |
| 1977 | Billy Johnson | 35 | 539 | 15.4 | 87t | 2 |
| 1978 | Ronnie Coleman | 16 | 142 | 8.9 | 32 | 0 |
| 1979 | Richard Ellender | 31 | 203 | 6.5 | 36 | 0 |
| 1980 | Carl Roaches | 47 | 384 | 8.2 | 68 | 0 |
| 1981 | Carl Roaches | 39 | 296 | 7.6 | 40 | 0 |
| 1982 | Carl Roaches | 19 | 104 | 5.5 | 25 | 0 |
| 1983 | Carl Roaches | 20 | 159 | 8.0 | 23 | 0 |
| 1984 | Carl Roaches | 26 | 152 | 5.8 | 18 | 0 |
| 1985 | Willie Drewrey | 24 | 215 | 9.0 | 23 | 0 |
| 1986 | Willie Drewrey | 25 | 262 | 7.7 | 25 | 0 |
| 1987 | Kenny Johnson | 24 | 196 | 8.2 | 26 | 0 |
| 1988 | Kenny Johnson | 30 | 170 | 5.7 | 16 | 0 |
| 1989 | Kenny Johnson | 19 | 122 | 6.4 | 19 | 0 |
| 1990 | Gerald McNeil | 30 | 172 | 5.7 | 26 | 0 |
| 1991 | Pat Coleman | 22 | 138 | 6.3 | 24 | 0 |
| 1992 | Webster Slaughter | 20 | 142 | 7.1 | 20 | 0 |
| 1993 | Willie Drewrey | 41 | 275 | 6.7 | 18 | 0 |
| 1994 | Ernest Givins | 37 | 210 | 5.7 | 78t | 1 |
| 1995 | Mel Gray | 30 | 303 | 10.1 | 20 | 0 |
| 1996 | Mel Gray | 22 | 205 | 9.3 | 40 | 0 |
| 1997 | Mel Gray | 17 | 144 | 8.5 | 30 | 0 |
| 1998 | Derrick Mason | 31 | 228 | 7.4 | 25 | 0 |
| 1999 | Derrick Mason | 26 | 225 | 8.7 | 65t | 1 |
| 2000 | Derrick Mason | 51 | 662 | 13.0 | 69t | 1 |
| 2001 | Derrick Mason | 20 | 128 | 6.4 | 20 | 0 |
| 2002 | John Simon | 13 | 113 | 8.7 | 30 | 0 |
| 2003 | Justin McCareins | 29 | 330 | 11.4 | 58t | 1 |
| 2004 | Derrick Mason | 24 | 93 | 3.9 | 13 | 0 |
| 2005 | Pacman Jones | 29 | 272 | 9.4 | 52t | 1 |
| 2006 | Pacman Jones | 34 | 440 | 12.9 | 90t | 3 |
| 2007 | Chris Davis | 31 | 293 | 9.5 | 39 | 0 |
| 2008 | Chris Carr | 32 | 323 | 10.1 | 44 | 0 |
| 2009 | Alvin Pearman | 11 | 112 | 10.2 | 18 | 0 |
| 2010 | Marc Mariani | 27 | 329 | 12.2 | 87t | 1 |
| 2011 | Marc Mariani | 46 | 490 | 10.7 | 79t | 1 |
| 2012 | Darius Reynaud | 31 | 410 | 13.2 | 81t | 2 |
| 2013 | Darius Reynaud | 18 | 135 | 7.5 | 35 | 0 |
| 2014 | Dexter McCluster | 22 | 155 | 7.0 | 48 | 0 |
| 2015 | Dexter McCluster | 24 | 217 | 9.0 | 37 | 0 |
| 2016 | Marc Mariani | 29 | 235 | 8.1 | 18 | 0 |
| 2017 | Adoree' Jackson | 34 | 290 | 8.5 | 46 | 0 |
| 2018 | Adoree' Jackson | 16 | 148 | 9.3 | 26 | 0 |
| 2019 | Adam Humphries | 12 | 78 | 6.5 | 21 | 0 |

YEAR-BY-YEAR LEADERS

INTERCEPTIONS

| Year | Player | No | Yds | Avg | Lg | TD |
|------|------------------------|----|-----|------|-----|----|
| 1960 | Mark Johnston (CB) | 4 | 42 | 10.5 | 33 | 0 |
| | Dennit Morris (LB) | 4 | 32 | 8.0 | 26 | 0 |
| | Julian Spence (S) | 4 | 5 | 1.3 | 5 | 0 |
| 1961 | Jim Norton (S) | 9 | 150 | 16.7 | 36 | 0 |
| 1962 | Jim Norton (S) | 8 | 75 | 9.4 | 36 | 0 |
| 1963 | Fred Glick (S) | 12 | 180 | 15.0 | 40 | 1 |
| 1964 | Pete Jaquess (CB) | 8 | 141 | 17.6 | 98t | 1 |
| 1965 | W.K. Hicks (CB) | 9 | 156 | 17.3 | 31 | 0 |
| 1966 | Jim Norton (S) | 4 | 125 | 31.3 | 56 | 0 |
| | Fred Glick (S) | 4 | 47 | 11.8 | 41 | 0 |
| 1967 | Miller Farr (CB) | 10 | 264 | 26.4 | 67 | 3 |
| 1968 | Ken Houston (S) | 5 | 160 | 32.0 | 66t | 2 |
| 1969 | Miller Farr (CB) | 6 | 48 | 8.0 | 35 | 0 |
| 1970 | Zeke Moore (CB) | 6 | 85 | 14.2 | 32 | 0 |
| 1971 | Ken Houston (S) | 9 | 220 | 24.4 | 48t | 4 |
| 1972 | Bob Atkins (S) | 2 | 37 | 18.5 | 34 | 0 |
| | John Charles (S) | 2 | 6 | 3.0 | 6 | 0 |
| 1973 | Guy Roberts (LB) | 4 | 55 | 13.8 | 27 | 0 |
| | Jeff Severson (S) | 4 | 24 | 6.0 | 19 | 0 |
| 1974 | Bob Atkins (S) | 6 | 85 | 14.2 | 36 | 0 |
| 1975 | Zeke Moore (CB) | 5 | 137 | 27.4 | 74 | 0 |
| 1976 | C.L. Whittington (S) | 5 | 103 | 20.6 | 50 | 0 |
| 1977 | Mike Reinfeldt (S) | 5 | 78 | 15.6 | 30 | 0 |
| 1978 | Willie Alexander (CB) | 5 | 51 | 10.2 | 29 | 0 |
| 1979 | Mike Reinfeldt (S) | 12 | 205 | 17.1 | 39 | 0 |
| 1980 | Jack Tatum (S) | 7 | 100 | 14.3 | 35 | 0 |
| 1981 | Greg Stemrick (CB) | 3 | 94 | 31.3 | 38 | 0 |
| | Carter Hartwig (DB) | 3 | 78 | 26.0 | 36 | 0 |
| 1982 | Robert Brazile (LB) | 1 | 31 | 31.0 | 31 | 0 |
| | Gregg Bingham (LB) | 1 | 8 | 8.0 | 8 | 0 |
| | Vernon Perry (S) | 1 | 8 | 8.0 | 8 | 0 |
| 1983 | Willie Tullis (DB) | 5 | 65 | 13.0 | 44 | 0 |
| 1984 | Willie Tullis (DB) | 4 | 48 | 12.0 | 22 | 0 |
| 1985 | Steve Brown (CB) | 5 | 41 | 8.2 | 22 | 0 |
| 1986 | Allen Lyday (S) | 3 | 24 | 8.0 | 24 | 0 |
| | Patrick Allen (CB) | 3 | 20 | 6.7 | 18 | 0 |
| 1987 | Keith Bostic (S) | 6 | -14 | -2.3 | 7 | 0 |
| 1988 | Jeff Donaldson (S) | 4 | 29 | 7.3 | 23 | 0 |
| 1989 | Steve Brown (CB) | 5 | 54 | 10.8 | 41 | 0 |
| 1990 | Richard Johnson (CB) | 8 | 100 | 12.5 | 35 | 1 |
| 1991 | Cris Dishman (CB) | 6 | 61 | 10.2 | 43 | 0 |
| 1992 | Jerry Gray (CB) | 6 | 24 | 4.0 | 22 | 0 |
| 1993 | Marcus Robertson (S) | 7 | 137 | 19.6 | 69 | 0 |
| 1994 | Darryll Lewis (CB) | 5 | 57 | 11.4 | 20 | 0 |
| 1995 | Darryll Lewis (CB) | 6 | 145 | 24.2 | 98t | 1 |
| 1996 | Darryll Lewis (CB) | 5 | 103 | 20.6 | 53 | 1 |
| 1997 | Darryll Lewis (CB) | 5 | 115 | 23.0 | 47t | 1 |
| | Marcus Robertson (S) | 5 | 127 | 25.4 | 48 | 0 |
| 1998 | Darryll Lewis (CB) | 4 | 40 | 10.0 | 33 | 0 |
| 1999 | Samari Rolle (CB) | 4 | 65 | 16.3 | 30 | 0 |
| 2000 | Samari Rolle (CB) | 7 | 140 | 20.0 | 81t | 1 |
| 2001 | Andre Dyson (CB) | 3 | 36 | 12.0 | 36 | 0 |
| | Samari Rolle (CB) | 3 | 3 | 1.0 | 3 | 0 |
| 2002 | Lance Schulters (S) | 6 | 56 | 9.3 | 28 | 0 |
| 2003 | Samari Rolle (CB) | 6 | 141 | 23.5 | 52 | 0 |
| 2004 | Andre Dyson (CB) | 6 | 135 | 22.5 | 44 | 0 |
| 2005 | Reynaldo Hill (CB) | 3 | 88 | 29.3 | 52t | 1 |
| 2006 | Chris Hope (S) | 5 | 105 | 21.0 | 61t | 1 |
| 2007 | Keith Bulluck (LB) | 5 | 63 | 12.6 | 35 | 0 |
| 2008 | Michael Griffin (S) | 7 | 172 | 24.6 | 83t | 1 |
| 2009 | Cortland Finnegan (CB) | 5 | 194 | 38.8 | 80 | 1 |
| 2010 | Michael Griffin (S) | 4 | 50 | 12.5 | 28 | 0 |
| 2011 | Michael Griffin (S) | 2 | 0 | 0.0 | 0 | 0 |
| | Jason McCourty (CB) | 2 | 52 | 26.0 | 30 | 0 |
| 2012 | Michael Griffin (S) | 4 | 59 | 14.8 | 33 | 0 |
| | Jason McCourty (CB) | 4 | 29 | 7.3 | 28 | 0 |
| 2013 | Alterraun Verner (CB) | 5 | 68 | 13.6 | 34 | 1 |
| 2014 | Jason McCourty (CB) | 3 | 0 | 0.0 | 0 | 0 |
| 2015 | Zach Brown (LB) | 2 | 45 | 22.5 | 45 | 0 |
| | Coty Sensabaugh (CB) | 2 | 42 | 21.0 | 26t | 1 |
| 2016 | Perrish Cox (CB) | 3 | 3 | 1.0 | 3 | 0 |
| 2017 | Kevin Byard (S) | 8 | 130 | 16.3 | 33 | 0 |
| 2018 | Kevin Byard (S) | 4 | 1 | 0.3 | 1 | 0 |
| 2019 | Kevin Byard (S) | 5 | 79 | 15.8 | 28 | 0 |

SACKS

| Year | Player | Total |
|------|-------------------------|-------|
| 1960 | Don Floyd (DE) | 4 |
| 1961 | Doug Cline (LB) | 6 |
| 1962 | Ed Husmann (DT) | 10 |
| 1963 | Ed Husmann (DT) | 5 |
| | Gary Cutsinger (DE) | 5 |
| 1964 | Ed Husmann (DT) | 4 |
| | Don Floyd (DE) | 4 |
| 1965 | Gary Cutsinger (DE) | 7 |
| 1966 | Gary Cutsinger (DE) | 5 |
| 1967 | George Rice (DT) | 6 |
| 1968 | Pat Holmes (DE) | 6 |
| 1969 | Elvin Bethea (DE) | 14 |
| 1970 | Elvin Bethea (DE) | 9.5 |
| 1971 | Elvin Bethea (DE) | 13 |
| 1972 | Mike Tillemann (DT) | 12 |
| 1973 | Elvin Bethea (DE) | 17 |
| 1974 | Ted Washington (LB) | 11 |
| 1975 | Curly Culp (DT) | 11.5 |
| 1976 | Elvin Bethea (DE) | 14.5 |
| 1977 | James Young (DE) | 7.5 |
| 1978 | Elvin Bethea (DE) | 8 |
| 1979 | Jesse Baker (DE) | 15.5 |
| 1980 | Mike Stensrud (DE) | 7 |
| 1981 | Jesse Baker (DE) | 10 |
| 1982 | Jesse Baker (DE) | 7.5 |
| 1983 | Jesse Baker (DE) | 5.5 |
| 1984 | Jesse Baker (DE) | 11 |
| 1985 | Jesse Baker (DE) | 5.5 |
| 1986 | Ray Childress (DE) | 5 |
| 1987 | Ray Childress (DE) | 6 |
| 1988 | Ray Childress (DE) | 8.5 |
| | William Fuller (DE) | 8.5 |
| 1989 | Ray Childress (DE) | 8.5 |
| 1990 | Sean Jones (DE) | 12.5 |
| 1991 | William Fuller (DE) | 15 |
| 1992 | Ray Childress (DE) | 13 |
| 1993 | Sean Jones (DE) | 13 |
| 1994 | Lamar Lathon (DE) | 8.5 |
| 1995 | Anthony Cook (DE) | 4.5 |
| | Henry Ford (DE) | 4.5 |
| 1996 | Anthony Cook (DE) | 7.5 |
| 1997 | Kenny Holmes (DE) | 7 |
| | Gary Walker (DT) | 7 |
| 1998 | Lonnie Marts (LB) | 4 |
| 1999 | Jevon Kearse (DE) | 14.5 |
| 2000 | Jevon Kearse (DE) | 11.5 |
| 2001 | Jevon Kearse (DE) | 10.0 |
| 2002 | Kevin Carter (DE) | 10.0 |
| 2003 | Jevon Kearse (DE) | 9.5 |
| 2004 | Kevin Carter (DE) | 6.0 |
| 2005 | Kyle Vanden Bosch (DE) | 12.5 |
| 2006 | Kyle Vanden Bosch (DE) | 6.5 |
| 2007 | Kyle Vanden Bosch (DE) | 12 |
| 2008 | Albert Haynesworth (DT) | 8.5 |
| 2009 | Jacob Ford (DE) | 5.5 |
| 2010 | Jason Babin (DE) | 12.5 |
| 2011 | Karl Klug (DT) | 7.0 |
| 2012 | Derrick Morgan (DE) | 6.5 |
| 2013 | Jurrell Casey (DT) | 10.5 |
| 2014 | Derrick Morgan (OLB) | 6.5 |
| 2015 | Jurrell Casey (DT) | 7.0 |
| | Brian Orakpo (OLB) | 7.0 |
| 2016 | Brian Orakpo (OLB) | 10.5 |
| 2017 | Derrick Morgan (OLB) | 7.5 |
| 2018 | Jurrell Casey (DT) | 7.0 |
| 2019 | Harold Landry III (OLB) | 9.0 |

YEAR-BY-YEAR LEADERS

TACKLES (SINCE 1974)

| Year | Player | Solo | Assist | Total | Year | Player | Solo | Assist | Total |
|------|---------------------|------|--------|-------|------|-----------------------------|------------|-----------|------------|
| 1974 | Gregg Bingham (LB) | 128 | 78 | 206 | 1999 | Blaine Bishop (S) | 83 | 30 | 113 |
| 1975 | Gregg Bingham (LB) | 110 | 75 | 185 | | Eddie Robinson (LB) | 64 | 49 | 113 |
| 1976 | Gregg Bingham (LB) | 100 | 91 | 191 | 2000 | Randall Godfrey (LB) | 97 | 72 | 169 |
| 1977 | Gregg Bingham (LB) | 95 | 95 | 190 | 2001 | Randall Godfrey (LB) | 79 | 32 | 111 |
| 1978 | Gregg Bingham (LB) | 109 | 114 | 223 | 2002 | Keith Bulluck (LB) | 116 | 64 | 180 |
| 1979 | Gregg Bingham (LB) | 100 | 103 | 203 | 2003 | Keith Bulluck (LB) | 110 | 61 | 171 |
| 1980 | Gregg Bingham (LB) | 112 | 100 | 212 | 2004 | Keith Bulluck (LB) | 108 | 63 | 171 |
| 1981 | Gregg Bingham (LB) | 112 | 60 | 172 | 2005 | Keith Bulluck (LB) | 106 | 44 | 150 |
| 1982 | Daryl Hunt (LB) | 61 | 24 | 85 | 2006 | Keith Bulluck (LB) | 107 | 54 | 161 |
| 1983 | Gregg Bingham (LB) | 87 | 48 | 135 | 2007 | David Thornton (LB) | 97 | 43 | 140 |
| 1984 | Robert Abraham (LB) | 106 | 92 | 198 | 2008 | Keith Bulluck (LB) | 83 | 37 | 120 |
| 1985 | Avon Riley (LB) | 80 | 67 | 147 | 2009 | Stephen Tulloch (LB) | 95 | 37 | 132 |
| 1986 | John Grimsley (LB) | 112 | 87 | 199 | 2010 | Stephen Tulloch (LB) | 121 | 48 | 169 |
| 1987 | Al Smith (LB) | 46 | 56 | 102 | 2011 | Jordan Babineaux (S) | 81 | 36 | 117 |
| 1988 | John Grimsley (LB) | 70 | 45 | 115 | 2012 | Akeem Ayers (LB) | 79 | 31 | 110 |
| 1989 | John Grimsley (LB) | 73 | 30 | 103 | 2013 | Bernard Pollard (S) | 93 | 49 | 142 |
| 1990 | Al Smith (LB) | 78 | 26 | 104 | 2014 | Wesley Woodyard (LB) | 66 | 68 | 134 |
| 1991 | Al Smith (LB) | 101 | 45 | 146 | 2015 | Avery Williamson (LB) | 79 | 58 | 137 |
| 1992 | Al Smith (LB) | 70 | 52 | 122 | 2016 | Avery Williamson (LB) | 76 | 73 | 149 |
| 1993 | Al Smith (LB) | 67 | 28 | 95 | 2017 | Wesley Woodyard (LB) | 104 | 68 | 172 |
| 1994 | Al Smith (LB) | 97 | 45 | 142 | 2018 | Wesley Woodyard (LB) | 85 | 39 | 124 |
| 1995 | Blaine Bishop (S) | 75 | 22 | 97 | 2019 | Rashaan Evans (LB) | 84 | 55 | 139 |
| 1996 | Blaine Bishop (S) | 73 | 36 | 100 | | | | | |
| 1997 | Barron Wortham (LB) | 61 | 36 | 97 | | | | | |
| 1998 | Joe Bowden (LB) | 88 | 57 | 145 | | | | | |

INDIVIDUAL RECORDS: SERVICE

Number of Games Played in Regular Season

1960-77: 14 games

1978-81, 1983-86, 1988-present: 16 games

1982: 9 games

1987: 15 games

Most Seasons

| | |
|----|---------------------------|
| 19 | Bruce Matthews, 1983-2001 |
| 16 | Elvin Bethea, 1968-83 |
| 13 | Brad Hopkins, 1993-2005 |
| 12 | Gregg Bingham, 1973-84 |
| 12 | Mike Munchak, 1982-93 |
| 12 | Craig Hentrich, 1998-09 |

Most Seasons, Active

| | |
|----|--------------------------------|
| 11 | Brett Kern , 2009-19 |
| 9 | Jurrell Casey , 2011-19 |
| 8 | Beau Brinkley , 2012-19 |

Most Games Played

| | |
|-----|-----------------------------|
| 296 | Bruce Matthews, 1983-2001 |
| 210 | Elvin Bethea, 1968-83 |
| 194 | Brad Hopkins, 1993-2005 |
| 177 | Craig Hentrich, 1998-2009 |
| 173 | Gregg Bingham, 1973-84 |
| 170 | Brett Kern , 2009-19 |

| | |
|-----|--------------------------|
| 160 | Ray Childress, 1985-95 |
| 159 | Mike Munchak, 1982-93 |
| 157 | Keith Bulluck, 2000-09 |
| 152 | Benji Olson, 1998-2007 |
| 151 | Al Del Greco, 1991-2000 |
| 148 | Michael Roos, 2005-14 |
| 147 | Robert Brazile, 1975-84 |
| 146 | Ted Thompson, 1975-84 |
| 145 | Zeke Moore, 1967-77 |
| 144 | Rob Bironas, 2005-13 |
| 144 | Ken Burrough, 1971-81 |
| 141 | Michael Griffin, 2007-15 |
| 141 | Warren Moon, 1984-93 |

Most Games Played, Active

| | |
|-----|--------------------------------|
| 170 | Brett Kern , 2009-19 |
| 139 | Jurrell Casey , 2011-19 |
| 128 | Beau Brinkley , 2012-19 |

Most Consecutive Games Played

| | |
|-----|-----------------------------|
| 232 | Bruce Matthews, 1987-2001 |
| 170 | Brett Kern , 2009-19 |
| 147 | Robert Brazile, 1975-84 |
| 146 | Craig Hentrich, 1998-2007 |
| 144 | Rob Bironas, 2005-13 |
| 135 | Elvin Bethea, 1968-77 |

| | |
|-----|--------------------------------|
| 135 | Keith Bulluck, 2000-09 |
| 134 | Gregg Bingham, 1973-81 |
| 128 | Beau Brinkley , 2012-19 |
| 128 | Eddie George, 1996-2003 |

Most Consecutive Games Played, Active

| | |
|-----|--------------------------------|
| 170 | Brett Kern , 2009-19 |
| 128 | Beau Brinkley , 2012-19 |

Most Consecutive Games Started

| | |
|-----|---------------------------|
| 229 | Bruce Matthews, 1987-2001 |
| 147 | Robert Brazile, 1975-84 |
| 135 | Elvin Bethea, 1968-77 |
| 134 | Gregg Bingham, 1973-81 |
| 128 | Eddie George, 1996-2003 |
| 127 | Keith Bulluck, 2001-09 |

Most Consecutive Games Started, Active

| | |
|----|------------------------------|
| 55 | Kevin Byard , 2016-19 |
| 32 | DaQuan Jones , 2019 |

INDIVIDUAL RECORDS: SCORING

Most Seasons Leading Team

| | |
|---|------------------------------|
| 9 | Rob Bironas, 2005-13 |
| 9 | Al Del Greco, 1992-2000 |
| 7 | George Blanda, 1960-66 |
| 5 | Ryan Succop , 2014-18 |
| 5 | Tony Zendejas, 1985-90 |

Most Consecutive Seasons Leading Team

| | |
|---|-------------------------|
| 9 | Rob Bironas, 2005-13 |
| 9 | Al Del Greco, 1992-2000 |
| 7 | George Blanda, 1960-66 |

| | |
|---|------------------------------|
| 5 | Ryan Succop , 2014-18 |
| 5 | Tony Zendejas, 1985-89 |

POINTS

Career

| | |
|-------|---|
| 1,060 | Al Del Greco, 1991-2000 (322 PAT, 246 FG) |
| 1,032 | Rob Bironas, 2005-13 (315 PAT, 239 FG) |

| | |
|-----|--|
| 598 | George Blanda, 1960-66 (4 TD, 301 PAT, 91 FG) |
| 548 | Tony Zendejas, 1985-90 (197 PAT, 117 FG) |
| 529 | Ryan Succop , 2014-19 (178 PAT, 117 FG) |
| 450 | Eddie George, 1996-2003 (74 TD, 3 two-point) |
| 438 | Earl Campbell, 1978-84 (73 TD) |

INDIVIDUAL RECORDS: SCORING

Season

| | |
|-----|---|
| 136 | Ryan Succop , 2017 (31 PAT, 35 FG) |
| 136 | Al Del Greco, 1998 (28 PAT, 36 FG) |
| 133 | Rob Bironas, 2007 (28 PAT, 35 FG) |
| 131 | Al Del Greco, 1996 (35 PAT, 32 FG) |
| 127 | Rob Bironas, 2008 (40 PAT, 29 FG) |
| 126 | Al Del Greco, 1993 (39 PAT, 29 FG) |
| 123 | Gary Anderson, 2003 (42 PAT, 27 FG) |

Most Seasons, 100 or More Points

| | |
|---|----------------------------------|
| 8 | Al Del Greco, 1992-93, 1995-2000 |
| 7 | Rob Bironas, 2007-13 |
| 3 | Ryan Succop , 2016-18 |
| 2 | George Blanda, 1960-61 |
| 2 | Tony Zendejas, 1988-89 |

Season, Rookie

| | |
|----|-------------------------------------|
| 92 | Tony Zendejas, 1985 (29 PAT, 21 FG) |
| 86 | Roy Gerela, 1969 (29 PAT, 19 FG) |
| 72 | Bill Groman, 1960 (12 TD) |

Game

| | |
|----|---|
| 30 | Billy Cannon, @ N.Y. Titans, 12/10/61 (5 TD) |
| 26 | Rob Bironas, @ Hou., 10/21/07 (8 FG, 2 PAT) |
| 26 | George Blanda, vs. L.A. Chargers, 9/18/60 (3 TD, 5 PAT, 1 FG) |

Game, Opponent

| | |
|----|--|
| 24 | Art Powell, @ Oakland, 12/22/63 |
| 24 | Corey Dillon, @ Cincinnati, 12/4/97 |
| 19 | Robbie Gould, @ San Francisco, 12/17/17 |
| 19 | Cody Parkey, @ Philadelphia, 11/23/14 |
| 19 | Horst Muhlmann, vs. Cincinnati, 12/17/72 |

Most Consecutive Games Scoring

| | |
|----|-----------------------|
| 67 | Al Del Greco, 1994-00 |
| 46 | Rob Bironas, 2006-08 |

TOUCHDOWNS

Career

| | |
|----|---------------------------|
| 74 | Eddie George, 1996-2003 |
| 73 | Earl Campbell, 1978-84 |
| 58 | Chris Johnson, 2008-13 |
| 51 | Charlie Hennigan, 1960-66 |
| 49 | Kenny Burrough, 1971-81 |
| | Ernest Givins, 1986-94 |

Season

| | |
|----|-----------------------------|
| 19 | Earl Campbell, 1979 |
| 18 | Derrick Henry , 2019 |
| 18 | Bill Groman, 1961 |

Game

| | |
|---|---------------------------------------|
| 5 | Billy Cannon, @ N.Y. Titans, 12/10/61 |
|---|---------------------------------------|

Game, Opponent

| | |
|---|---|
| 4 | Art Powell, @ Oakland, 12/22/63 |
| 4 | Bob Hayes, @ Dallas, 12/20/70 |
| 4 | Corey Dillon, @ Cincinnati, 12/4/97 |
| 3 | 21 times, last by Antonio Brown, @ Pittsburgh, 11/16/17 |

Most Consecutive Team Games Scoring TD

| | |
|---|-----------------------------|
| 8 | Bill Groman, 1961 |
| 6 | DeMarco Murray, 2016 |
| 5 | Derrick Henry , 2019 |
| 5 | Hoyle Granger, 1967 |
| 5 | Ken Burrough, 1977 |
| 5 | Earl Campbell, 1979 |
| 5 | Earl Campbell, 1983 |
| 5 | Chris Sanders, 1995 |
| 5 | Eddie George, 1998-99 |
| 5 | Kenny Britt, 2010 |

POINTS AFTER TOUCHDOWNS

Career

| | |
|-----|------------------------------|
| 322 | Al Del Greco, 1991-2000 |
| 315 | Rob Bironas, 2005-13 |
| 301 | George Blanda, 1960-66 |
| 197 | Tony Zendejas, 1985-90 |
| 178 | Ryan Succop , 2014-19 |
| 149 | Toni Fritsch, 1977-81 |

Season

| | |
|----|---------------------|
| 64 | George Blanda, 1961 |
| 48 | George Blanda, 1962 |
| | Tony Zendejas, 1988 |

Game

| | |
|---|--|
| 8 | George Blanda, vs. N.Y. Titans, 10/14/62 |
| 7 | George Blanda, @ Denver, 11/5/61 |
| 7 | George Blanda, vs. N.Y. Titans, 11/19/61 |
| 7 | George Blanda, @ Oakland, 12/22/63 |
| 7 | Teddy Garcia, vs. Cleveland, 12/9/90 |

Most Made, Opponent, Game

| | |
|---|---|
| 8 | Stephen Gostkowski, @ New England, 10/18/09 |
| 7 | Mason Crosby, @ Green Bay, 12/23/12 |
| 7 | Cotton Davidson, @ Oakland, 12/22/63 |
| 7 | Horst Muhlmann, vs. Cincinnati, 12/17/72 |
| 7 | Jim Breech, @ Cincinnati, 12/17/89 |
| 7 | Sebastian Janikowski, @ Oakland, 9/29/02 |
| 7 | Lawrence Tynes, vs. Kansas City, 12/13/04 |

Most Consecutive PATs

| | |
|-----|-------------------------|
| 285 | Rob Bironas, 2006-13 |
| 229 | Al Del Greco, 1993-2000 |
| 79 | Gary Anderson, 2003-04 |
| 76 | Al Del Greco, 1991-93 |
| 75 | Skip Butler, 1972-76 |

Most Two-Point Conversions, Career

| | |
|---|---------------------------|
| 3 | Eddie George, 1996-2003 |
| 3 | Haywood Jeffires, 1987-95 |
| 3 | Steve McNair, 1995-2005 |

Most Two-Point Conversions, Season

| | |
|---|------------------------|
| 3 | Haywood Jeffires, 1994 |
|---|------------------------|

Most Two-Point Conversions, Game

| | |
|---|--|
| 1 | 30 times, last by Ryan Tannehill vs. Kansas City, 11/10/19 (run) |
|---|--|

Most Two-Point Conversions, Opponent, Game

| | |
|---|--|
| 2 | Charles Johnson @ Pittsburgh, 11/1/98 (pass, pass) |
|---|--|

FIELD GOALS

Most Attempted, Career

| | |
|-----|------------------------------|
| 295 | Al Del Greco, 1991-2000 |
| 279 | Rob Bironas, 2005-13 |
| 187 | George Blanda, 1960-66 |
| 163 | Tony Zendejas, 1985-90 |
| 140 | Ryan Succop , 2014-19 |
| 122 | Skip Butler, 1972-77 |

Most Attempted, Season

| | |
|----|---------------------------|
| 42 | Ryan Succop , 2017 |
| 40 | Roy Gerela, 1969 |
| 39 | Al Del Greco, 1998 |
| 39 | Rob Bironas, 2007 |
| 38 | Al Del Greco, 1996 |
| 37 | Tony Zendejas, 1989 |
| 35 | Al Del Greco, 1997 |

Most Attempted, Game

| | |
|---|---|
| 8 | Rob Bironas, @ Houston, 10/21/07 |
| 6 | George Blanda, vs. N.Y. Titans, 10/9/60 |
| 6 | George Blanda, vs. Denver, 9/14/63 |
| 6 | Skip Butler, @ Cleveland, 10/12/75 |
| 6 | Al Del Greco, vs. Atlanta, 12/5/93 |

Most Attempted, Opponent, Game

| | |
|---|---|
| 7 | Tom Dempsey, Philadelphia, 11/12/72 |
| 6 | Roy Gerela, Pittsburgh, 12/9/73 |
| 6 | Jim Breech, @ Cincinnati, 11/1/87 |
| 6 | John Carney, @ San Diego, 9/19/93 |
| 6 | Sebastian Janikowski, @ Oakland, 11/24/13 |
| 6 | Robbie Gould, @ San Francisco, 12/17/17 |
| 6 | Cody Parkey, @ Philadelphia, 11/23/14 |
| 6 | Blair Walsh, Minnesota, 9/11/16 |

Most Made, Career

| | |
|-----|------------------------------|
| 246 | Al Del Greco, 1991-2000 |
| 239 | Rob Bironas, 2005-13 |
| 117 | Ryan Succop , 2014-19 |
| 117 | Tony Zendejas, 1985-90 |
| 91 | George Blanda, 1960-66 |
| 81 | Toni Fritsch, 1977-81 |

Most Made, Season

| | |
|----|---------------------------|
| 36 | Al Del Greco, 1998 |
| 35 | Ryan Succop , 2017 |
| 35 | Rob Bironas, 2007 |
| 32 | Al Del Greco, 1996 |
| 29 | Al Del Greco, 1993 |
| 29 | Rob Bironas, 2008 |
| 29 | Rob Bironas, 2011 |

Most Made, Game

| | |
|----------------------|---|
| * 8 | Rob Bironas, @ Houston, 10/21/07 |
| 5 | Ryan Succop , vs. Indianapolis, 10/16/17 |
| 5 | Al Del Greco, @ Philadelphia, 12/3/2000 |
| 5 | Roy Gerela, vs. Miami, 9/28/69 |
| * Denotes NFL Record | |

INDIVIDUAL RECORDS: SCORING

Most Made, Opponent, Game

| | |
|---|--|
| 6 | Robbie Gould, @ San Francisco, 12/17/17 |
| 6 | Tom Dempsey, vs. Philadelphia, 11/12/72 |
| 6 | John Carney, @ San Diego, 9/19/93 |
| 5 | 8 times, last by Jason Myers, vs. N.Y. Jets, 12/2/18 |

Most Consecutive Field Goals Made

| | |
|----|------------------------------|
| 20 | Al Del Greco, 1998-99 |
| 20 | Rob Bironas, 2007-08 |
| 20 | Rob Bironas, 2010 |
| 20 | Rob Bironas, 2011-12 |
| 19 | Ryan Succop , 2016-17 |
| 19 | Rob Bironas, 2007 |
| 18 | Al Del Greco, 1995-96 |
| 16 | Ryan Succop , 2017 |
| 15 | Ryan Succop , 2014-15 |
| 14 | Al Del Greco, 1999-2000 |
| 14 | Rob Bironas, 2011 |
| 13 | Ryan Succop , 2017 |
| 13 | Al Del Greco, 1994-95 |

Most Consecutive Games With Field Goal Made

| | |
|----|------------------------|
| 20 | Rob Bironas, 2009-10 |
| 19 | Rob Bironas, 2006-07 |
| 13 | Rob Bironas, 2011-12 |
| 12 | Al Del Greco, 1998 |
| 12 | Gary Anderson, 2003 |
| 12 | Rob Bironas, 2008 |
| 10 | George Blanda, 1964-65 |

| | |
|----|------------------------------|
| 10 | George Blanda, 1966 |
| 10 | Ryan Succop , 2016-17 |

Longest Field Goal

| | |
|----|---|
| 60 | Rob Bironas, vs. Indianapolis, 12/3/06 |
| 56 | Al Del Greco, vs. San Francisco, 10/27/96 |
| 56 | Rob Bironas, @ Denver, 11/19/07 |
| 55 | Rob Bironas, vs. Denver, 10/3/10 |
| 55 | Rob Bironas, vs. Houston, 12/29/13 |
| 55 | George Blanda, vs. San Diego, 12/3/61 |
| 54 | George Blanda, @ Oakland, 11/11/62 |
| 54 | Skip Butler, @ Buffalo, 9/19/76 |
| 54 | Al Del Greco, vs. Kansas City, 9/20/92 |
| 54 | Ryan Succop , @ Buffalo, 10/7/18 |

Longest Field Goal, Opponent

| | |
|----|---------------------------------------|
| 64 | Matt Prater, @ Denver, 12/8/13 |
| 56 | Jason Myers, @ Jacksonville, 12/24/16 |
| 56 | Jason Elam, Denver, 11/26/95 |
| 55 | Chris Bahr, @ Cincinnati, 9/23/79 |
| 55 | Matt Stover, Cleveland, 11/17/91 |
| 54 | Jan Stenerud, Kansas City, 9/9/67 |
| 54 | Gary Anderson, Pittsburgh, 12/8/91 |
| 54 | Matt Bahr, @ N.Y. Giants, 12/21/91 |
| 54 | Ryan Longwell, Green Bay, 12/16/01 |
| 54 | Zane Gonzalez, @ Cleveland, 10/22/17 |
| 54 | Jason Myers, vs. N.Y. Jets, 12/2/18 |

Highest Field Goal Percentage, Career (100 made)

| | |
|------|---|
| 85.7 | Rob Bironas, 2005-13, (239 of 279) |
| 83.6 | Ryan Succop , 2014-19 (117 of 140) |
| 83.4 | Al Del Greco, 1991-2000, (246 of 295) |

Season

| | |
|------|--------------------------------------|
| 92.3 | Al Del Greco, 1998 (36 of 39) |
| 92.3 | Rob Bironas, 2010 (24 of 26) |
| 91.7 | Ryan Succop , 2016 (22 of 24) |
| 90.6 | Rob Bironas, 2011 (29 of 32) |
| 89.7 | Rob Bironas, 2007 (35 of 39) |
| 87.9 | Rob Bironas, 2008 (29 of 33) |
| 87.5 | Ryan Succop , 2015 (14 of 16) |
| 87.1 | Gary Anderson, 2003 (27 of 31) |
| 87.1 | Al Del Greco, 1995 (27 of 31) |
| 86.7 | Ryan Succop , 2018 (26 of 30) |
| 86.4 | Ryan Succop , 2014 (19 of 22) |
| 86.2 | Rob Bironas, 2013 (25 of 29) |

SAFETIES

Most Safeties, Career

| | |
|---|------------------------|
| 2 | Elvin Bethea (1968-83) |
| 2 | James Young (1977-79) |

Most Safeties, Game

| | |
|---|--|
| 1 | 41 times, last by Cameron Wake at Cleveland (9/8/19), sack in end zone |
|---|--|

INDIVIDUAL RECORDS: RUSHING

Most Seasons Leading Team

| | |
|---|-------------------------|
| 8 | Eddie George, 1996-2003 |
| 6 | Earl Campbell, 1978-84 |
| 6 | Chris Johnson, 2008-13 |
| 4 | Mike Rozier, 1985-90 |

Most Consecutive Seasons Leading Team

| | |
|---|-------------------------|
| 8 | Eddie George, 1996-2003 |
| 6 | Earl Campbell, 1978-83 |
| 6 | Chris Johnson, 2008-13 |
| 4 | Mike Rozier, 1985-88 |

ATTEMPTS

Career

| | |
|-------|--------------------------------|
| 2,733 | Eddie George, 1996-2003 |
| 1,979 | Earl Campbell, 1978-84 |
| 1,742 | Chris Johnson, 2008-13 |
| 1,000 | Lorenzo White, 1988-94 |
| 910 | Mike Rozier, 1985-90 |
| 907 | Charles Tolar, 1960-66 |
| 804 | Derrick Henry , 2016-19 |
| 773 | Hoyle Granger, 1966-70, 72 |

Season

| | |
|-----|---------------------|
| 403 | Eddie George, 2000 |
| 373 | Earl Campbell, 1980 |
| 368 | Earl Campbell, 1979 |
| 361 | Earl Campbell, 1981 |

Game

| | |
|----|--------------------------------------|
| 39 | Earl Campbell, vs. Seattle, 10/11/81 |
|----|--------------------------------------|

| | |
|----|--|
| 38 | Earl Campbell, @ Kansas City, 10/12/80 |
| 37 | Earl Campbell, vs. Cincinnati, 10/4/81 |

Game, Opponent

| | |
|----|---------------------------------------|
| 39 | Corey Dillon, @ Cincinnati, 12/4/97 |
| 34 | Rodney Hampton, N.Y. Giants, 11/21/94 |
| 33 | Le'Veon Bell, Pittsburgh, 11/17/14 |
| 32 | Greg Pruitt, Cleveland, 12/3/81 |
| 32 | Tony Collins, @ New England, 11/28/82 |
| 32 | Melvin Gordon, @ San Diego, 11/6/16 |

YARDS GAINED

Career

| | |
|--------|--------------------------------|
| 10,009 | Eddie George, 1996-2003 |
| 8,574 | Earl Campbell, 1978-84 |
| 7,965 | Chris Johnson, 2008-13 |
| 4,079 | Lorenzo White, 1988-94 |
| 3,833 | Derrick Henry , 2016-19 |
| 3,514 | Hoyle Granger, 1966-70, 72 |
| 3,439 | Steve McNair, 1995-05 |
| 3,426 | Mike Rozier, 1985-90 |

Season

| | |
|-------|-----------------------------|
| 2,006 | Chris Johnson, 2009 |
| 1,934 | Earl Campbell, 1980 |
| 1,697 | Earl Campbell, 1979 |
| 1,540 | Derrick Henry , 2019 |

| | |
|-------|---------------------|
| 1,509 | Eddie George, 2000 |
| 1,450 | Earl Campbell, 1978 |

Season, Rookie

| | |
|-------|---------------------|
| 1,450 | Earl Campbell, 1978 |
| 1,368 | Eddie George, 1996 |
| 1,228 | Chris Johnson, 2008 |
| 947 | Rodney Thomas, 1995 |
| 756 | Sid Blanks, 1964 |
| 652 | Rob Carpenter, 1977 |

Game

| | |
|-----|--|
| 238 | Derrick Henry vs. Jacksonville, 12/6/18 |
| 228 | Chris Johnson vs. Jacksonville, 11/1/09 |
| 216 | Billy Cannon, @ N.Y. Titans, 12/10/61 |
| 216 | Eddie George, vs. Oakland, 8/31/97 |
| 211 | Derrick Henry , @ Houston, 12/29/19 |
| 206 | Earl Campbell, @ Chicago, 11/16/80 |

Game, Opponent

| | |
|-----|--------------------------------------|
| 246 | Corey Dillon, @ Cincinnati, 12/4/97 |
| 215 | Eric Dickerson, @ L.A. Rams, 12/9/84 |
| 204 | Le'Veon Bell, Pittsburgh, 11/17/14 |
| 201 | James Brooks, @ Cincinnati, 12/23/90 |

INDIVIDUAL RECORDS: RUSHING

Longest Run

| | |
|----|--|
| 99 | Derrick Henry vs. Jacksonville, 12/6/18 (TD) |
| 94 | Chris Johnson vs. N.Y. Jets, 12/17/12 (TD) |
| 91 | Chris Johnson vs. Houston, 9/20/09 (TD) |
| 91 | Sid Blanks vs. N.Y. Jets, 12/13/64 (TD) |
| 89 | Chris Johnson vs. Jacksonville, 11/1/09 (TD) |
| 87 | Marcus Mariota vs. Jacksonville, 12/6/15 (TD) |
| 85 | Chris Johnson vs. Arizona, 11/29/09 (TD) |
| 83 | Chris Johnson @ Buffalo, 10/21/12 (TD) |
| 81 | Earl Campbell vs. Miami, 11/20/78 (TD) |

Longest Run, Opponent

| | |
|----|---|
| 97 | Lamar Miller, @ Houston, 11/26/18 (TD) |
| 91 | Wilbert Montgomery, @ Philadelphia, 12/19/82 (TD) |
| 80 | Donald Brown, @ Indianapolis, 12/18/11 (TD) |
| 80 | Corey Dillon at Cincinnati, 10/8/2000 (TD) |
| 80 | Wray Carlton, vs. Buffalo, 12/5/65 (TD) |
| 79 | Bill Mathis, @ N.Y. Jets, 11/21/65 |

Most Seasons, 1,000 or More Yards

| | |
|---|--|
| 7 | Eddie George, 1996-2000, 2002-03 |
| 6 | Chris Johnson, 2008-13 |
| 5 | Earl Campbell, 1978-81, 1983 |
| 2 | Derrick Henry , 2018-19 |
| 1 | Nine players, last by DeMarco Murray in 2016 |

Most Consecutive Seasons, 1,000 or More Yards

| | |
|---|--------------------------------|
| 6 | Chris Johnson, 2008-13 |
| 5 | Eddie George, 1996-2000 |
| 4 | Earl Campbell, 1978-81 |
| 2 | Derrick Henry , 2018-19 |

| | |
|---|-----------------------|
| 2 | Eddie George, 2002-03 |
|---|-----------------------|

Most Games, 200 or More Yards, Season

| | |
|---|---|
| 4 | Earl Campbell, 1980 |
| 1 | Five times, last by Derrick Henry , 2019 |

Most Games, 100 or More Yards, Career

| | |
|----|--------------------------------|
| 39 | Earl Campbell, 1978-84 |
| 36 | Eddie George, 1996-03 |
| 35 | Chris Johnson, 2008-13 |
| 11 | Hoyle Granger, 1966-70, 1972 |
| 10 | Derrick Henry , 2016-19 |
| 8 | Mike Rozier, 1985-90 |

Most Games, 100 or More Yards, Season

| | |
|----|---------------------------|
| 12 | Chris Johnson, 2009 |
| 11 | Earl Campbell, 1979 |
| 10 | Earl Campbell, 1980 |
| 8 | Chris Johnson, 2010 |
| 8 | Eddie George, 1997 |
| 7 | Hoyle Granger, 1967 |
| 7 | Earl Campbell, 1978, 1983 |

Most Consecutive Games, 100 or More Yards

| | |
|----|------------------------|
| 12 | Chris Johnson, 2009-10 |
| 7 | Earl Campbell, 1979 |
| 6 | Earl Campbell, 1980 |
| 5 | Eddie George, 1998 |

AVERAGE GAIN

Career (Minimum 750 attempts)

| | |
|------|--------------------------------|
| 4.77 | Derrick Henry (2016-19) |
| 4.57 | Chris Johnson (2008-13) |
| 4.56 | Hoyle Granger (1966-70, 1972) |
| 4.33 | Earl Campbell (1978-84) |
| 4.08 | Lorenzo White (1988-94) |

Season

| | |
|------|-----------------------------|
| 5.60 | Chris Johnson, 2009 |
| 5.21 | Sid Blanks, 1964 |
| 5.18 | Earl Campbell, 1980 |
| 5.14 | Gary Brown, 1993 |
| 5.08 | Derrick Henry , 2019 |
| 5.05 | Hoyle Granger, 1967 |

TOUCHDOWNS

Career

| | |
|----|--------------------------------|
| 73 | Earl Campbell, 1978-84 |
| 64 | Eddie George, 1996-2003 |
| 50 | Chris Johnson, 2008-13 |
| 38 | Derrick Henry , 2016-19 |
| 36 | Steve McNair, 1995-2005 |
| 29 | Lorenzo White, 1988-94 |
| 27 | Mike Rozier, 1985-90 |

Season

| | |
|----|-----------------------------|
| 19 | Earl Campbell, 1979 |
| 16 | Derrick Henry , 2019 |
| 15 | LenDale White, 2008 |
| 14 | Eddie George, 2000 |
| 14 | Chris Johnson, 2009 |

Season, Rookie

| | |
|----|---------------------|
| 13 | Earl Campbell, 1978 |
|----|---------------------|

Game

| | |
|---|--|
| 4 | Derrick Henry , vs. Jacksonville, 12/6/18 |
| 4 | Earl Campbell, vs. Miami, 11/20/78 |
| 4 | Lorenzo White, vs. Cleveland, 12/9/90 |

Game, Opponent

| | |
|---|--|
| 4 | Corey Dillon, @ Cincinnati, 12/4/97 |
| 3 | 12 times, last by Marshall Faulk, @ Ind., 9/4/94 |

Most Consecutive Games, Rushing Touchdown

| | |
|---|---|
| 5 | Derrick Henry , 2019 |
| 5 | Earl Campbell, 1979 |
| 5 | DeMarco Murray, 2016 |
| 4 | Earl Campbell, 1981 |
| 4 | Derrick Henry , 2018 |
| 4 | Alonzo Highsmith, 1989 |
| 4 | Gary Brown, 1993 |
| 4 | Eddie George, 2000 |
| 4 | LenDale White, 2008 |
| 3 | 15 times, last by Derrick Henry , 2019 |

INDIVIDUAL RECORDS: PASSING

Most Seasons Leading Team

| | |
|----|-------------------------------|
| 10 | Warren Moon, 1984-93 |
| 9 | Dan Pastorini, 1971-79 |
| 8 | Steve McNair, 1997-2003, 2005 |

Most Consecutive Seasons Leading Team

| | |
|----|-------------------------|
| 10 | Warren Moon, 1984-93 |
| 9 | Dan Pastorini, 1971-79 |
| 7 | George Blanda, 1960-66 |
| 7 | Steve McNair, 1997-2003 |

ATTEMPTS

Career

| | |
|-------|---------------------------------|
| 4,546 | Warren Moon, 1984-93 |
| 3,871 | Steve McNair, 1995-2005 |
| 2,784 | George Blanda, 1960-66 |
| 2,767 | Dan Pastorini, 1971-79 |
| 1,765 | Marcus Mariota , 2015-19 |
| 1,190 | Vince Young, 2006-10 |

| | |
|-------|------------------------|
| 1,081 | Kerry Collins, 2006-10 |
| 824 | Pete Beathard, 1967-69 |
| 739 | Ken Stabler, 1980-81 |

Season

| | |
|-----|-----------------------|
| 655 | Warren Moon, 1991 |
| 584 | Warren Moon, 1990 |
| 520 | Warren Moon, 1993 |
| 518 | Matt Hasselbeck, 2011 |
| 505 | George Blanda, 1964 |
| 492 | Steve McNair, 1998 |
| 492 | Steve McNair, 2002 |

Game

| | |
|----|-------------------------------------|
| 68 | George Blanda, @ Buffalo, 11/1/64 |
| 60 | George Blanda, vs. Oakland, 11/7/65 |
| 60 | Billy Volek, @ Oakland, 12/19/04 |

Game, Opponent

| | |
|----|---|
| 61 | Colt McCoy, @ Cleveland, 10/2/11 |
| 59 | Peyton Manning, @ Denver, 12/8/13 |
| 54 | Matt Barkley, @ Chicago, 11/27/16 |
| 54 | Blake Bortles, Jacksonville, 10/27/16 |
| 54 | Matt Schaub, Houston, 12/19/10 |
| 54 | Eric Zeier, @ Cleveland, 11/5/95 |
| 53 | (four times, last by Matt Ryan, @ Atlanta, 9/29/19) |

COMPLETIONS

Career

| | |
|-------|---------------------------------|
| 2,632 | Warren Moon, 1984-93 |
| 2,305 | Steve McNair, 1995-2005 |
| 1,426 | Dan Pastorini, 1971-79 |
| 1,347 | George Blanda, 1960-66 |
| 1,110 | Marcus Mariota , 2015-19 |
| 689 | Vince Young, 2006-10 |
| 613 | Kerry Collins, 2006-10 |

INDIVIDUAL RECORDS: PASSING

458 Ken Stabler, 1980-81

Season

404 Warren Moon, 1991
362 Warren Moon, 1990
319 Matt Hasselbeck, 2011
303 Warren Moon, 1993
301 Steve McNair, 2002
293 Ken Stabler, 1980

Game

41 Warren Moon, vs. Dallas, 11/10/91
40 Billy Volek, @ Oakland, 12/19/04
39 Billy Volek, @ San Diego, 10/3/04
37 George Blanda, @ Buffalo, 11/1/64
36 Ryan Fitzpatrick, vs. Arizona, 12/15/13
36 Warren Moon, vs. Seattle, 11/7/93

Game, Opponent

40 Colt McCoy, @ Cleveland, 10/2/11
39 Peyton Manning, @ Denver, 12/8/13
37 Peyton Manning, @ Indianapolis, 11/3/02
36 Tim Couch, Cleveland, 9/22/02
36 Peyton Manning, Indianapolis, 10/11/09
36 Drew Brees, New Orleans, 12/11/11
36 Patrick Mahomes, Kansas City, 11/10/19
35 (four times, last by Matt Ryan, @ Atlanta, 9/29/19)

Consecutive Completions in a Game (Since 1997)

19 **Marcus Mariota**, @ Houston, 11/26/18
15 **Marcus Mariota**, vs. Philadelphia, 9/30/18

Consecutive Completions to Begin a Game (Since 1997)

19 **Marcus Mariota**, @ Houston, 11/26/18
10 **Marcus Mariota**, vs. Green Bay, 11/13/16
10 Steve McNair, @ New England, 9/20/98

COMPLETION PERCENTAGE

Career (Minimum 1,500 attempts)

62.9 **Marcus Mariota**, 2015-19 (1,110 of 1,765)
59.5 Steve McNair, 1995-2005 (2,305 of 3,871)
57.9 Warren Moon, 1984-93 (2,632 of 4,546)
51.5 Dan Pastorini, 1971-79 (1,426 of 2,767)
48.4 George Blanda, 1960-66 (1,347 of 2,784)

Season

70.3 **Ryan Tannehill**, 2019 (201 of 286)
68.9 **Marcus Mariota**, 2018 (228 of 331)
65.6 Cody Carlson, 1992 (149 of 227)
64.7 Warren Moon, 1992 (224 of 346)
64.5 Ken Stabler, 1980 (293 of 454)
63.2 Chris Chandler, 1995 (225 of 356)
62.6 Steve McNair, 2000 (248 of 396)

62.5 Steve McNair, 2003 (250 of 400)

Game (Min. 20 attempts)

95.7 **Marcus Mariota**, @ Houston, 11/26/18 (22 of 23)
88.5 Chris Chandler, @ Cincinnati, 9/24/95 (23 of 26)
85.7 Ken Stabler, vs. Baltimore, 9/21/80 (18 of 21)
82.6 Steve McNair, vs. Indianapolis, 12/8/02 (19 of 23)
82.6 Warren Moon, vs. Miami, 10/1/89 (19 of 23)
82.1 Ken Stabler, @ Cleveland, 9/15/80 (23 of 28)
81.8 **Marcus Mariota**, vs. Jacksonville, 10/27/16 (18 of 22)
80.0 Chris Chandler, @ Cleveland, 11/5/95 (16 of 20)

YARDS GAINED

Career

33,685 Warren Moon, 1984-93
27,141 Steve McNair, 1995-2005
19,149 George Blanda, 1960-66
16,846 Dan Pastorini, 1971-79
13,207 **Marcus Mariota**, 2015-19
8,098 Vince Young, 2006-10
6,804 Kerry Collins, 2006-10
5,190 Ken Stabler, 1980-81
5,128 Pete Beathard, 1967-69

Season

4,690 Warren Moon, 1991
4,689 Warren Moon, 1990
3,631 Warren Moon, 1989
3,571 Matt Hasselbeck, 2011
3,489 Warren Moon, 1986
3,485 Warren Moon, 1993

Game

527 Warren Moon, @ Kansas City, 12/16/90
492 Billy Volek, @ Oakland, 12/19/04
464 George Blanda, @ Buffalo, 10/29/61
457 Jacky Lee, @ Boston, 10/13/61
432 Warren Moon, vs. Dallas, 11/10/91

Game, Opponent

446 Patrick Mahomes, Kansas City, 11/10/19
425 Peyton Manning, @ Indianapolis, 12/5/04
407 Tom Flores, @ Oakland, 12/22/63
406 Tony Romo, @ Dallas, 10/10/10
397 Peyton Manning, @ Denver, 12/8/13
397 Matt Ryan, @ Atlanta, 9/29/19
393 Andrew Luck, @ Indianapolis, 9/28/14
389 Drew Brees, @ New Orleans, 11/8/15
389 Jim McMahon, @ San Diego, 9/17/89
387 Boomer Esiason, @ Cincinnati, 11/1/87
386 Eli Manning, @ N.Y. Giants, 9/26/10

Most Seasons, 3,000 or More Passing Yards

6 Warren Moon, 1984-93
5 Steve McNair, 1998, 2001-03, 2005

3 George Blanda, 1960-66

Most Games, 400 or More Passing Yards, Career

4 Warren Moon, 1984-93
2 Billy Volek, 2000-06
2 George Blanda, 1960-66
1 Ryan Fitzpatrick, 2013
1 Jacky Lee, 1960-63; 1966-67
1 Steve McNair, 1995-2005

Most Games, 400 or More Passing Yards, Season

2 Billy Volek, 2004
2 George Blanda, 1961
2 Warren Moon, 1991

Most Games, 300 or More Passing Yards, Career

38 Warren Moon, 1984-93
15 George Blanda, 1960-66

Most Games, 300 or More Passing Yards, Season

9 Warren Moon, 1990
6 Warren Moon, 1991

Most Consecutive Games, 300 or More Passing Yards

4 Warren Moon, 1990
3 George Blanda, 1964
3 Warren Moon, 1985
3 Warren Moon, 1991

Longest Pass Completion (All TDs)

98 Jacky Lee (to Willard Dewveall), vs. S.D., 11/25/62
95 George Blanda (to Dick Compton), vs. Buffalo, 12/5/65
92 Jacky Lee (to Bill Groman), vs. Denver, 11/20/60

Longest Pass Completion, Opponent (All TDs)

94 Jack Kemp (to Glenn Bass), Buffalo, 10/11/64
90 John McCormick (to Bob Scarpitto), @ Den 10/17/65

TOUCHDOWN PASSES

Career

196 Warren Moon, 1984-93
165 George Blanda, 1960-66
156 Steve McNair, 1995-2005
96 Dan Pastorini, 1971-79

Season

36 George Blanda, 1961
33 Warren Moon, 1990
27 George Blanda, 1962
26 **Marcus Mariota**, 2016
24 Steve McNair, 2003
24 George Blanda, 1963
24 George Blanda, 1960

Game

7* George Blanda, vs. N.Y. Titans, 11/19/61
6 George Blanda, vs. N.Y. Titans, 10/14/62

INDIVIDUAL RECORDS: PASSING

| | |
|---|--|
| 5 | Steve McNair, vs. Jacksonville, 12/26/99 |
| 5 | Warren Moon, at Cincinnati, 10/11/92 |
| 5 | Warren Moon, at Cleveland, 11/18/90 |
| 5 | Warren Moon, vs. Cincinnati, 10/14/90 |

* Tied for NFL record

Game, Opponent

| | |
|---|---|
| 6 | Tom Flores, @ Oakland, 12/22/63 |
| 6 | Tom Brady, @ New England, 10/18/09 |
| 6 | Ryan Fitzpatrick, @ Houston, 11/30/14 |
| 5 | Joe Namath, @ N.Y. Jets, 9/18/66 |
| 5 | Craig Morton, @ Dallas, 12/20/70 |
| 5 | Jim Kelly, Buffalo, 9/24/89 |
| 5 | Kerry Collins, @ Oakland, 12/19/04 |
| 5 | Ben Roethlisberger, @ Pittsburgh, 10/9/11 |
| 5 | Blake Bortles, Jacksonville, 12/6/15 |
| 4 | 14 times, last by Jared Goff, vs. L.A. Rams, 12/24/17 |

Most Consecutive Games, Touchdown Pass

| | |
|----|-------------------------|
| 23 | Steve McNair, 2001-2002 |
| 21 | Warren Moon, 1990-91 |
| 17 | Warren Moon, 1992-93 |
| 14 | George Blanda, 1964-65 |

HAD INTERCEPTED

Career

| | |
|-----|------------------------|
| 189 | George Blanda, 1960-66 |
| 166 | Warren Moon, 1984-93 |
| 139 | Dan Pastorini, 1971-79 |

Season

| | |
|----|---------------------|
| 42 | George Blanda, 1962 |
| 28 | Ken Stabler, 1980 |
| 26 | Warren Moon, 1986 |

Game

| | |
|---|-------------------------------------|
| 6 | George Blanda, @ Buffalo, 9/9/62 |
| 6 | George Blanda, vs. Denver, 11/14/65 |

Game, Opponent

| | |
|---|--|
| 6 | Joe Namath, @ N.Y. Jets, 10/15/67 |
| 6 | Bobby Hebert, Atlanta, 12/5/93 |
| 5 | Rick Norton, @ Miami, 11/23/69 |
| 5 | Keith Null, St. Louis, 12/13/09 |
| 4 | 8 times, last by Mark Sanchez, N.Y. Jets, 12/17/12 |

Most Consecutive Passes Attempted, No INT's

| | |
|-----|--------------------------|
| 205 | Marcus Mariota, 2018-19 |
| 161 | Kerry Collins, 2008 |
| 159 | Jake Locker, 2012-13 |
| 154 | Billy Joe Tolliver, 1994 |

Most Attempts, No Interceptions, Game

| | |
|----|-----------------------------------|
| 56 | Warren Moon, vs. Dallas, 11/10/91 |
|----|-----------------------------------|

PASSER RATING

Career (minimum 1,500 attempts)

| | |
|------|-------------------------|
| 89.6 | Marcus Mariota, 2015-19 |
| 83.3 | Steve McNair, 1995-05 |
| 80.4 | Warren Moon, 1984-93 |
| 62.5 | George Blanda, 1960-66 |
| 61.0 | Dan Pastorini, 1971-79 |

Season (minimum 14 att. per team game)

| | |
|-------|----------------------|
| 117.5 | Ryan Tannehill, 2019 |
| 100.4 | Steve McNair, 2003 |
| 96.8 | Warren Moon, 1990 |
| 95.6 | Marcus Mariota, 2016 |
| 92.3 | Marcus Mariota, 2018 |
| 91.5 | Marcus Mariota, 2015 |
| 91.3 | George Blanda, 1961 |
| 90.2 | Steve McNair, 2001 |

Game (minimum 20 attempts)

| | |
|-------|--|
| 158.3 | Chris Chandler, @ Cincinnati, 9/24/95 |
| 149.8 | Marcus Mariota, vs. Green Bay, 11/13/16 |
| 148.1 | Marcus Mariota, vs. Jacksonville, 10/27/16 |
| 147.7 | Marcus Mariota, @ Houston, 11/26/18 |
| 146.8 | Steve McNair, vs. Houston, 10/12/03 |
| 146.1 | Warren Moon, @ Cleveland, 11/18/90 |
| 145.1 | Warren Moon, vs. Buffalo, 11/26/90 |
| 143.1 | Chris Chandler, vs. Denver, 11/26/95 |

INDIVIDUAL RECORDS: PASS RECEIVING

RECEPTIONS

Most Seasons Leading Team

| | |
|---|---------------------------|
| 7 | Ken Burrough, 1971-81 |
| 5 | Haywood Jeffires, 1987-95 |
| 5 | Frank Wycheck, 1996-2000 |

Most Consecutive Seasons Leading Team

| | |
|---|---------------------------|
| 6 | Ken Burrough, 1974-79 |
| 5 | Frank Wycheck, 1996-2000 |
| 4 | Delanie Walker, 2014-2017 |
| 4 | Charlie Hennigan, 1961-64 |
| 4 | Derrick Mason, 2001-04 |
| 3 | Alvin Reed, 1968-70 |

Career

| | |
|-----|---------------------------|
| 542 | Ernest Givins, 1986-94 |
| 515 | Haywood Jeffires, 1987-95 |
| 482 | Frank Wycheck, 1995-2002 |
| 480 | Drew Hill, 1985-91 |
| 453 | Derrick Mason, 1997-2004 |
| 410 | Charlie Hennigan, 1960-66 |
| 408 | Ken Burrough, 1971-81 |

Season

| | |
|-----|------------------------|
| 101 | Charlie Hennigan, 1964 |
| 100 | Haywood Jeffires, 1991 |
| 96 | Derrick Mason, 2004 |
| 95 | Derrick Mason, 2003 |
| 94 | Delanie Walker, 2015 |
| 94 | Kendall Wright, 2013 |
| 90 | Drew Hill, 1991 |
| 90 | Haywood Jeffires, 1992 |

Game

| | |
|----|---|
| 13 | Charlie Hennigan, @ Boston, 10/13/61 |
| 13 | Haywood Jeffires, @ N.Y. Jets, 10/13/91 |
| 13 | Drew Bennett, @ Oakland, 12/19/04 |
| 12 | Sid Blanks, @ San Diego, 9/12/64 |
| 12 | Charlie Hennigan, @ Buffalo, 11/1/64 |
| 12 | Charlie Hennigan, vs. Boston, 11/29/64 |
| 12 | Derrick Mason, vs. Baltimore, 11/12/01 |
| 12 | Derrick Mason, @ NYG, 12/1/02 |
| 12 | Derrick Mason, @ San Diego, 10/3/04 |
| 12 | Drew Bennett, vs. KC, 12/13/04 |
| 12 | Kendall Wright, vs. Arizona, 12/15/13 |

Game, Opponent

| | |
|----|---|
| 12 | Cris Carter, @ Minnesota, 10/8/95 |
| 12 | Brian Westbrook, @ Philadelphia, 11/19/06 |
| 12 | Chad Johnson, @ Cincinnati, 11/25/07 |
| 12 | Reggie Wayne, @ Indianapolis, 12/30/07 |
| 12 | Jordy Nelson, @ Green Bay, 11/13/16 |
| 12 | Michael Thomas, New Orleans, 12/22/19 |

| | |
|----|---|
| 11 | Nine times, last by Mike Evans, Tampa Bay, 10/27/19 |
|----|---|

Most Consecutive Games, Pass Reception

| | |
|----|---------------------------|
| 99 | Frank Wycheck, 1996-2002 |
| 83 | Delanie Walker, 2013-19 |
| 82 | Ernest Givins, 1988-93 |
| 82 | Charlie Hennigan, 1960-66 |
| 80 | Ken Burrough, 1971-78 |
| 76 | Drew Hill, 1986-91 |
| 71 | Nate Washington, 2009-13 |
| 63 | Kendall Wright, 2012-16 |
| 58 | Bob McLeod, 1961-66 |
| 55 | Charley Frazier, 1962-68 |

Most Seasons, 50 or More Pass Receptions

| | |
|---|-----------------------------|
| 8 | Ernest Givins, 1986-93 |
| 6 | Drew Hill, 1985-86, 1988-91 |
| 6 | Haywood Jeffires, 1990-95 |
| 6 | Frank Wycheck, 1996-2001 |
| 5 | Delanie Walker, 2013-17 |
| 5 | Derrick Mason, 2000-04 |
| 4 | Charlie Hennigan, 1961-64 |
| 3 | Curtis Duncan, 1990-92 |
| 3 | Kendall Wright, 2012-14 |

YARDS

Career

| | |
|-------|------------------------|
| 7,935 | Ernest Givins, 1986-94 |
| 7,477 | Drew Hill, 1985-91 |
| 6,907 | Ken Burrough, 1971-81 |

INDIVIDUAL RECORDS: PASS RECEIVING

6,823 Charlie Hennigan, 1960-66
6,119 Haywood Jeffires, 1987-95

Season

1,746 Charlie Hennigan, 1961
1,561 Charlie Hennigan, 1964

Game

272 Charlie Hennigan, @ Boston, 10/13/61
245 Haywood Jeffires, @ Kansas City, 12/16/90
233 Drew Bennett, vs. Kansas City, 12/13/04
232 Charlie Hennigan, @ Buffalo, 10/29/61
225 Kenny Britt, vs. Philadelphia, 10/24/10
210 Drew Hill, @ Indianapolis, 12/22/85

Game, Opponent

247 Art Powell, @ Oakland, 12/22/63
238 DeAndre Hopkins, @ Houston, 11/30/14
212 Don Maynard, @ N.Y. Jets, 10/20/69
210 Bake Turner, N.Y. Jets, 11/10/63

Longest Pass Reception (All TDs)

98 Willard Dewveall, vs. San Diego, 11/25/62
95 Dick Compton, vs. Buffalo, 12/5/65
92 Bill Groman, vs. Denver, 11/20/60

Longest Pass Reception, Opponent (All TDs)

94 Glenn Bass, Buffalo, 10/11/64
90 Bob Scarpitto, @ Denver 10/17/65
86 Warrick Dunn, @ Atlanta, 11/23/03

Most Seasons, 1,000 or More Yds. Pass Receiving, Career

4 Derrick Mason, 2001-04
3 Charlie Hennigan, 1960-66
3 Drew Hill, 1985-91

Most Cons. Seasons, 1,000 or More Yds. Pass Rec., Career

4 Derrick Mason, 2001-04
2 Charlie Hennigan, 1963-64

2 Tim Smith, 1983-84

Most Games, 100 or More Yards Pass Receiving, Career

26 Charlie Hennigan, 1960-66
24 Drew Hill, 1985-91
18 Ernest Givins, 1986-94

Most Games, 100 or More Yards Pass Receiving, Season

9 Charlie Hennigan, 1964

TOUCHDOWNS

Career

51 Charlie Hennigan, 1960-66
47 Ken Burrough, 1971-81
47 Drew Hill, 1985-91
47 Haywood Jeffires, 1987-95
46 Ernest Givins, 1986-94

Season

17 Bill Groman, 1961
12 Bill Groman, 1960
12 Charlie Hennigan, 1961
12 Charles Frazier, 1966

Game

3 17 times, last by Kenny Britt, vs. Philadelphia, 10/24/10

Game, Opponent

4 Art Powell, @ Oakland, 12/22/63
4 Bob Hayes, @ Dallas, 12/20/70
3 11 times, last by Antonio Brown, @ Pittsburgh, 11/16/17

Most Consecutive Games Catching TD Pass

8 Bill Groman, 1961
5 Chris Sanders, 1995
5 Kenny Britt, 2010
4 Bill Groman, 1960
4 Charlie Hennigan, 1961
4 Dave Casper, 1982
4 Willie Davis, 1996
4 Kevin Dyson, 2001
4 Justin McCareins, 2003
4 Kenny Britt, 2010-11

RECEIVING AVERAGE

Career (minimum 200 receptions)

16.9 Ken Burrough, 1971-81
16.6 Charlie Hennigan, 1960-66
15.6 Drew Hill, 1985-91
15.1 Tim Smith, 1980-86
15.0 Nate Washington, 2009-14
14.8 Drew Bennett, 2001-06
14.6 Ernest Givins, 1986-94
13.5 Derrick Mason, 1997-04

Season (minimum 32 receptions per 16 games)

23.5 Chris Sanders, 1995
23.5 Bill Groman, 1961
22.0 Charlie Joiner, 1971
21.3 Charlie Hennigan, 1961
20.5 Bill Groman, 1960
20.2 A.J. Brown, 2019
20.2 Drew Hill, 1987
20.1 Ken Burrough, 1975
19.8 Charley Frazier, 1966

Game (minimum 3 receptions)

60.7 Bill Groman, vs. Den, 11/20/60 (3 rec.)
46.3 Willard Dewveall, at SD, 11/25/62 (3 rec.)
44.7 Bill Groman, vs. Den, 11/05/61 (3 rec.)
42.0 Ernest Givins, at Cle, 11/22/87 (3 rec.)
41.3 Drew Bennett, at Ind, 12/05/04 (3 rec.)
40.7 Derrick Mason, vs. Cle, 12/02/01 (3 rec.)
40.0 Butch Woolfolk, vs. Mia, 09/08/85 (3 rec.)

INDIVIDUAL RECORDS: PUNTING

PUNTS

Career

861 Craig Hentrich, 1998-09
839 Brett Kern, 2009-19
522 Jim Norton, 1960-68
431 Cliff Parsley, 1977-82
316 Dan Pastorini, 1971-79
310 Greg Montgomery, 1988-93

Season

96 Rich Camarillo, 1994
93 Cliff Parsley, 1979
91 Cliff Parsley, 1978

Game

11 Rich Camarillo, vs. Pittsburgh, 11/6/94

11 Rich Camarillo, @ Pittsburgh, 12/3/95

10 10 times, last by Brett Kern, at Miami, 10/8/17

Game, Opponent

11 Wayne Crow, @ Oakland, 9/11/60
11 Bob Parsons, Chicago, 11/6/77
11 Mark Royals, Pittsburgh, 11/6/94
10 7 times, last by Donnie Jones, Houston, 12/2/12

Longest Punt

79 Brett Kern, vs. Indianapolis, 12/28/14
79 Jim Norton, vs. Kansas City, 11/22/64

78 Craig Hentrich, @ Pittsburgh, 1/2/2000

77 Greg Montgomery, @ San Diego, 9/19/93

Longest Punt, Opponent

78 Paul Maguire, @Buffalo, 9/21/69
78 Marv Bateman, @Buffalo, 9/19/76
74 Chris Hanson, Jacksonville, 11/20/05

AVERAGE GROSS YARDS

Career (minimum 250 attempts)

45.9 Brett Kern, 2009-19
43.6 Greg Montgomery, 1988-93
42.9 Craig Hentrich, 1998-2009

INDIVIDUAL RECORDS: PUNTING

42.1 Jim Norton, 1960-68

Season

49.7 **Brett Kern**, 2017
 47.6 **Brett Kern**, 2012
 47.4 **Brett Kern**, 2015
 47.2 Craig Hentrich, 1998
 47.1 **Brett Kern**, 2019
 47.1 **Brett Kern**, 2018
 46.9 Greg Montgomery, 1992
 46.8 **Brett Kern**, 2014
 45.6 Greg Montgomery, 1993
 45.0 Greg Montgomery, 1990

Game (4 punts)

59.2 Greg Montgomery vs. Buffalo, 12/27/92
 57.6 Greg Montgomery @ San Diego, 9/19/93
 57.5 Craig Hentrich vs. Jacksonville, 11/4/01
 56.8 **Brett Kern** vs. Seattle, 9/24/17
 56.5 **Brett Kern** vs. Cincinnati, 11/12/17
 55.3 Craig Hentrich vs. Pittsburgh, 11/15/98
 54.9 **Brett Kern** @ Miami, 10/8/17
 54.7 **Brett Kern** vs. Indianapolis, 12/28/14
 54.4 **Brett Kern** @ New England, 12/20/15
 53.5 **Brett Kern** @ Seattle, 1/3/10

Game, Opponent (4 punts)

58.3 Rohn Stark, @ Indianapolis, 9/13/92
 55.4 Brad Maynard, vs. N.Y. Giants, 10/1/00

55.3 Dave Jennings, @ N.Y. Giants, 12/5/82
 55.1 Paul Maguire, @ Buffalo, 9/21/69
 55.0 Lee Johnson, vs. Cincinnati, 10/24/93
 55.0 Chris Jones, vs. Dallas, 9/14/14

AVERAGE NET YARDS (SINCE 1976)

Career (minimum 250 attempts)

40.8 **Brett Kern**, 2009-19
 37.2 Craig Hentrich, 1998-09
 36.6 Greg Montgomery, 1988-93
 32.3 Cliff Parsley, 1977-82

Season (minimum 40 attempts per 16 games)

44.6 **Brett Kern**, 2017
 43.1 **Brett Kern**, 2019
 41.7 **Brett Kern**, 2018
 40.8 **Brett Kern**, 2014
 40.4 **Brett Kern**, 2012
 40.3 **Brett Kern**, 2015
 39.7 **Brett Kern**, 2013
 39.4 **Brett Kern**, 2011
 39.2 Craig Hentrich, 1998
 39.1 Greg Montgomery, 1993

Game (minimum 4 punts)

50.2 **Brett Kern** @ Miami, 10/8/17
 49.8 **Brett Kern** vs. Kansas City, 11/10/19

49.8 Greg Montgomery vs. San Diego, 9/19/93
 49.4 Greg Montgomery vs. Buffalo, 12/27/92
 49.2 **Brett Kern** vs. Buffalo, 10/6/19
 49.0 **Brett Kern** @ Jacksonville, 11/25/12
 48.8 **Brett Kern** @ Baltimore, 11/9/14
 48.7 **Brett Kern** vs. Houston, 10/26/14
 48.6 **Brett Kern** @ San Diego, 9/16/12
 48.5 Craig Hentrich vs. Jacksonville, 11/4/01
 48.2 **Brett Kern** vs. Seattle, 9/24/17

Game, Opponent (minimum 4 punts)

59.5 Rohn Stark, @ Indianapolis, 9/13/92
 50.0 Pat McAfee, vs. Indianapolis, 9/27/15
 49.8 Pat McAfee, @ Indianapolis, 12/9/12
 49.5 Shane Lechler, vs. Oakland, 9/12/10
 49.4 Matt Haack, @ Miami, 10/8/17
 49.3 Josh Miller, vs. Pittsburgh, 11/21/99
 49.0 Kevin Huber, @ Cincinnati, 9/21/14
 48.0 Ben Graham, vs. Arizona, 11/29/09
 48.0 Brian Hansen, vs. N.Y. Jets, 12/24/94
 47.8 Bryan Anger, @ Houston, 12/29/19

INDIVIDUAL RECORDS: PUNT RETURNS

Most Seasons Leading Team

5 Carl Roaches, 1980-84
 5 Derrick Mason, 1998-2001, 2004
 4 Billy Johnson, 1974-80
 4 Bobby Jancik, 1962-67

Most Consecutive Seasons Leading Team

5 Carl Roaches, 1980-84
 4 Billy Johnson, 1974-80
 4 Bobby Jancik, 1962-67
 4 Derrick Mason, 1998-2001

PUNT RETURNS

Career

182 Derrick Mason, 1997-2004
 155 Billy Johnson, 1974-80
 151 Carl Roaches, 1980-84
 104 Willie Drewrey, 1985-88, 1993
 102 Marc Mariani, 2010-11, 2016

Season

51 Derrick Mason, 2000
 47 Carl Roaches, 1980
 46 Marc Mariani, 2011
 41 Willie Drewrey, 1993
 40 Billy Johnson, 1975
 39 Carl Roaches, 1981
 38 Billy Johnson, 1976

Game

8 Pacman Jones, @ Miami, 12/24/05
 7 Billy Johnson, vs. Tampa Bay, 9/12/76
 7 Willie Drewrey, vs. Indianapolis, 11/23/86

Game, Opponent

7 Mike Fuller, San Diego, 12/17/78
 7 Ron Fellows, Dallas, 12/13/82
 7 Eric Metcalf, Cleveland, 11/8/92
 6 6 times, last by Travis Benjamin, @ Cleveland, 9/20/15

YARDS GAINED

Career

2,040 Billy Johnson, 1974-80
 1,590 Derrick Mason, 1997-2004
 1,095 Carl Roaches, 1980-84
 1,054 Marc Mariani, 2010-11, 2016
 771 Willie Drewrey, 1985-88, 1993

Season

662 Derrick Mason, 2000
 612 Billy Johnson, 1975
 539 Billy Johnson, 1977

Game

160 Darius Reynaud, vs. Jacksonville, 12/30/12
 127 Billy Johnson, vs. Cincinnati, 10/5/75
 117 Derrick Mason, vs. Cleveland, 11/19/2000
 113 Billy Johnson, @ San Francisco, 12/7/75
 110 Billy Johnson, vs. Cleveland, 10/16/77
 104 Billy Johnson, @ Cleveland, 9/22/74
 104 Carl Roaches, @ Cincinnati, 9/28/80
 103 Billy Johnson, vs. N.Y. Jets, 9/18/77
 103 Marc Mariani, @ Carolina, 11/13/11
 101 Pacman Jones, vs. New England, 12/31/06

Game, Opponent

161 Pete Athas, New Orleans, 10/3/76
 154 Travis Benjamin, @ Cleveland, 9/20/15
 133 Bruce Taylor, San Francisco, 11/15/70
 126 Billy Johnson, Boston, 11/5/67
 105 Dennis Northcutt, Cleveland, 9/22/02
 102 R.W. McQuarters, Chicago, 11/14/04
 100 Jon Stagers, Green Bay, 11/19/72

INDIVIDUAL RECORDS: PUNT RETURNS

Longest Punt Return (All TDs)

| | |
|----|--|
| 90 | Pacman Jones, @ Philadelphia, 11/19/06 |
| 87 | Billy Johnson, vs. Cleveland, 10/16/77 |
| 87 | Marc Mariani, vs. Washington, 11/21/10 |
| 83 | Billy Johnson, vs. Miami, 11/16/75 |

Longest Return, Opponent (All TDs)

| | |
|----|--------------------------------------|
| 93 | Bill Baird, N.Y. Jets, 11/10/63 |
| 85 | Jon Staggers, Green Bay, 11/19/72 |
| 83 | Phillip Buchanan, @ Oakland, 9/29/02 |
| 82 | Keith Moody, Buffalo, 10/15/78 |
| 82 | Corey Sawyer, Cincinnati, 9/25/94 |

YARDAGE AVERAGE

| | |
|---------------|------------------------|
| Career | |
| 13.2 | Billy Johnson, 1974-80 |
| Season | |
| 15.4 | Billy Johnson, 1977 |

TOUCHDOWNS

| | |
|---------------|------------------------|
| Career | |
| 5 | Billy Johnson, 1974-80 |
| 4 | Pacman Jones, 2005-06 |
| Season | |
| 3 | Billy Johnson, 1975 |
| 3 | Pacman Jones, 2006 |

Game

| | |
|---|--|
| 2 | Darius Reynaud, vs. Jacksonville (69 and 81 yards), 12/30/12 |
| 1 | 19 times, last by Tommie Campbell (65 yds), vs. Detroit, 9/23/12 |

Game, Opponent

| | |
|---|---|
| 1 | 15 times, last by Jakeem Grant (74 yds), @ Miami, 10/9/16 |
|---|---|

INDIVIDUAL RECORDS: KICKOFF RETURNS

KICKOFF RETURNS

Most Seasons Leading Team

| | |
|---|------------------------|
| 4 | Billy Jancik, 1962-67 |
| 4 | Billy Johnson, 1974-80 |
| 4 | Carl Roaches, 1980-84 |

Most Consecutive Seasons Leading Team

| | |
|---|------------------------|
| 4 | Billy Johnson, 1974-77 |
|---|------------------------|

Career

| | |
|-----|-----------------------------|
| 158 | Bobby Jancik, 1962-67 |
| 156 | Derrick Mason, 1997-2004 |
| 150 | Carl Roaches, 1980-84 |
| 121 | Billy Johnson, 1974-80 |
| 118 | Marc Mariani, 2010-11, 2016 |
| 111 | Mel Gray, 1995-97 |

Season

| | |
|----|----------------------|
| 60 | Marc Mariani, 2010 |
| 53 | Darius Reynaud, 2012 |
| 53 | Mel Gray, 1995 |
| 50 | Mel Gray, 1996 |
| 50 | Bobby Wade, 2006 |
| 45 | Bobby Jancik, 1963 |
| 43 | Pacman Jones, 2005 |
| 42 | Mike Archie, 1998 |
| 42 | Derrick Mason, 2000 |

Game

| | |
|---|--------------------------------------|
| 8 | Bobby Jancik, vs. Boston, 12/8/63 |
| 8 | Bobby Jancik, @ Oakland, 12/22/63 |
| 8 | Jason McAddley, vs. Denver, 12/25/04 |

Game, Opponent

| | |
|---|--|
| 8 | Brian Baschnagel, Chicago, 11/6/77 |
| 8 | Antonio Chatman, @ Green Bay, 12/12/04 |
| 7 | Bo Roberson, @ Oakland, 12/22/63 |
| 7 | Glyn Milburn, Denver, 11/26/95 |
| 7 | David Dunn, @ Cincinnati, 9/24/95 |
| 7 | Aveion Cason, @ Detroit, 11/27/08 |

| | |
|---|--|
| 7 | Deji Karim, @ Jacksonville, 10/18/10 |
| 7 | Michael Walker, vs. Jacksonville, 11/24/19 |

YARDS GAINED

| | |
|---------------|-----------------------------|
| Career | |
| 4,185 | Bobby Jancik, 1962-67 |
| 3,496 | Derrick Mason, 1997-2004 |
| 3,276 | Carl Roaches, 1980-84 |
| 2,902 | Billy Johnson, 1974-80 |
| 2,838 | Marc Mariani, 2010-11, 2016 |
| 2,592 | Mel Gray, 1995-97 |
| Season | |
| 1,530 | Marc Mariani, 2010 |
| 1,317 | Bobby Jancik, 1963 |
| 1,240 | Darius Reynaud, 2012 |
| 1,224 | Mel Gray, 1996 |
| 1,194 | Bobby Wade, 2006 |
| 1,183 | Mel Gray, 1995 |
| 1,132 | Derrick Mason, 2000 |
| 1,127 | Pacman Jones, 2005 |

Game

| | |
|-----|------------------------------------|
| 240 | Bobby Jancik, @ Oakland, 12/22/63 |
| 221 | Bobby Jancik, vs. Boston, 12/8/63 |
| 209 | Leon Washington, @ Denver, 12/8/13 |

Game, Opponent

| | |
|-----|---|
| 185 | Brian Baschnagel, Chicago, 11/6/77 |
| 178 | Glyn Milburn, Denver, 11/26/95 |
| 168 | Deji Karim, @ Jacksonville, 10/18/10 |
| 167 | LaRod Stephens-Howling, Arizona, 11/29/09 |

Longest Kickoff Return (All TDs)

| | |
|-----|--------------------------------------|
| 105 | Darius Reynaud, vs. Detroit, 9/23/12 |
| 104 | Ken Hall, @ N.Y. Titans, 10/23/60 |

| | |
|-----|---|
| 103 | Bob Gresham, @ Cincinnati, 9/23/73 |
| 101 | Derrick Mason, @ Cincinnati, 11/18/01 |
| 100 | Marc Mariani (16 yards) & Tommie Campbell (84 yards), vs. Tampa Bay, 11/27/11 |
| 98 | Marc Mariani, vs. Denver, 10/3/10 |
| 97 | Carl Roaches, vs. Pittsburgh, 9/18/83 |
| 96 | Carl Roaches, vs. Cincinnati, 10/4/81 |

Longest Kickoff Return, Opponent (All TDs)

| | |
|-----|---|
| 107 | Josh Huff, @ Philadelphia, 11/23/14 |
| 102 | Jakeem Grant, @ Miami, 9/9/18 |
| 101 | Eric Metcalf, Cleveland, 12/9/90 |
| 100 | Art Baker, @ Buffalo, 9/9/62 |
| 100 | Goldie Sellers, @ Denver, 10/2/66 |
| 99 | Tremain Mack, @ Cincinnati, 11/14/99 |
| 99 | LaRod Stephens-Howling, Arizona, 11/29/09 |
| 98 | Alvis Whitted, Jacksonville, 12/26/99 |
| 97 | Marc Logan, Miami, 10/1/89 |

AVERAGE YARDAGE

Career (75 returns)

| | |
|------|-----------------------------|
| 26.5 | Bobby Jancik, 1962-67 |
| 24.1 | Marc Mariani, 2010-11, 2016 |
| 24.0 | Billy Johnson, 1974-80 |
| 23.4 | Mel Gray, 1995-97 |
| 22.4 | Derrick Mason, 1997-2004 |
| 21.8 | Carl Roaches, 1980-84 |

Season

| | |
|------|-----------------------|
| 31.7 | Darius Jennings, 2018 |
| 31.3 | Ken Hall, 1960 |
| 30.3 | Bobby Jancik, 1962 |

INDIVIDUAL RECORDS: KICKOFF RETURNS

TOUCHDOWNS

Career

| | |
|---|------------------------|
| 2 | Billy Johnson, 1974-80 |
| 2 | Carl Roaches, 1980-84 |

Season

| | |
|---|---|
| 1 | 17 times, last by Darius Jennings , 2018 |
|---|---|

Game

| | |
|---|--|
| 1 | 17 times, last by Darius Jennings , @ Miami, 9/9/18 |
|---|--|

Game, Opponent

| | |
|---|---|
| 1 | 13 times, last by Jakeem Grant, @ Miami, 9/9/18 |
|---|---|

INDIVIDUAL RECORDS: COMBINED YARDS

Combined Yards = Rushing + Receiving + Interception Returns + Kickoff Returns + Punt Returns + Fumble Returns

Career

| | |
|--------|--|
| 12,153 | Eddie George, 1996-03 (10,009 rushing, 2,144 receiving) |
| 11,202 | Derrick Mason, 1997-2004 (6,114 rec., 3,496 KO returns, 1,590 PR, 2 rushing) |
| 9,985 | Chris Johnson, 2008-2013 (7,966 rushing, 2,003 receiving, 17 KO returns) |
| 9,292 | Earl Campbell, 1978-84 (8,574 rushing, 718 receiving) |
| 8,704 | Ernest Givins, 1986-94 (7,935 receiving, 397 PR, 345 rushing, 27 KO returns) |

| | |
|-------|---|
| 7,500 | Drew Hill, 1985-91 (1 rushing, 7,477 receiving, 22 KO returns) |
| 7,421 | Ken Burrough, 1971-81 (6,907 receiving, 455 KO returns, 59 rushing) |

Season

| | |
|-------|---|
| 2,690 | Derrick Mason, 2000 (1 rushing, 895 receiving, 1,132 kickoff returns, 662 punt returns) |
| 2,509 | Chris Johnson, 2009 (2,006 rushing, 503 receiving) |
| 2,043 | Billy Cannon, 1961, (948 rushing, 586 receiving, 70 punt returns, 439 kickoff returns) |
| 2,004 | Derrick Mason, 2001, (1,128 receiving, 748 kick returns, 128 punt returns) |

Game

| | |
|-----|---------------------------------------|
| 373 | Billy Cannon, @ N.Y. Titans, 12/10/61 |
|-----|---------------------------------------|

| | |
|-------|--|
| 1,981 | Earl Campbell, 1980, (1,934 rushing, 47 rec.) |
| 1,962 | Eddie George, 2000 (1,509 rushing, 453 rec.) |

INDIVIDUAL RECORDS: YARDS FROM SCRIMMAGE

Scrimmage Yards = Rushing + Receiving

Career

| | |
|--------|---|
| 12,153 | Eddie George, 1996-2003 (10,009 rushing, 2,144 receiving) |
| 9,968 | Chris Johnson, 2008-2013 (7,966 rushing, 2,003 receiving) |
| 9,292 | Earl Campbell, 1978-1984 (8,574 rushing, 718 receiving) |
| 8,280 | Ernest Givins, 1986-1994 (345 rushing, 7,935 receiving) |
| 7,478 | Drew Hill, 1985-1991 (1 rushing, 7,477 receiving) |

Season

| | |
|----------------------|--|
| *2,509 | Chris Johnson, 2009 (2,006 rushing, 503 receiving) |
| 1,981 | Earl Campbell, 1980 (1,934 rushing, 47 receiving) |
| 1,962 | Eddie George, 2000 (1,509 rushing, 453 receiving) |
| * Denotes NFL Record | |

Game

| | |
|-----|---------------------------------------|
| 330 | Billy Cannon, @ N.Y. Titans, 12/10/61 |
| 284 | Chris Johnson, vs. Houston, 9/20/09 |

| | |
|-----|--|
| 272 | Charlie Hennigan, @ Boston, 10/13/61 |
| 249 | Eddie George, vs. Oakland, 12/9/99 |
| 245 | Haywood Jeffires, @ Kansas City, 12/16/90 |
| 239 | Chris Johnson, vs. Jacksonville, 11/1/09 |
| 238 | Derrick Henry , vs. Jacksonville, 12/6/18 |

INDIVIDUAL RECORDS: INTERCEPTIONS

Most Seasons Leading Team

| | |
|---|--------------------------------|
| 5 | Darryll Lewis, 1991-98 |
| 4 | Samari Rolle, 1998-04 |
| 4 | Michael Griffin, 2008, 2010-12 |
| 3 | Kevin Byard , 2017-19 |
| 3 | Jason McCourty, 2011-12, 2014 |
| 3 | Jim Norton, 1960-68 |

Most Consecutive Seasons Leading Team

| | |
|---|------------------------|
| 5 | Darryll Lewis, 1994-98 |
|---|------------------------|

Career

| | |
|----|-----------------------|
| 45 | Jim Norton, 1960-68 |
| 31 | Cris Dishman, 1988-96 |
| 30 | Freddy Glick, 1961-66 |

| | |
|----|---------------------------|
| 27 | Tony Banfield, 1960-65 |
| 27 | W.K. Hicks, 1964-69 |
| 27 | Darryll Lewis, 1991-98 |
| 26 | Mike Reinfeldt, 1976-83 |
| 25 | Ken Houston, 1967-72 |
| 25 | Michael Griffin, 2007-15 |
| 24 | Zeke Moore, 1967-77 |
| 23 | Willie Alexander, 1971-79 |
| 23 | Samari Rolle, 1998-2004 |

Season

| | |
|----|----------------------|
| 12 | Freddy Glick, 1963 |
| 12 | Mike Reinfeldt, 1979 |
| 10 | Miller Farr, 1967 |

Game

| | |
|---|--|
| 3 | Nine players, last by Kevin Byard , @ Cleveland, 10/22/17 |
|---|--|

Game, Opponent

| | |
|---|---|
| 4 | Bobby Hunt, @ Kansas City, 10/4/64 |
| 3 | 8 times, last by Glover Quin, @ Houston, 11/28/10 |

Consecutive Games Intercepted By

| | |
|---|--------------------|
| 5 | Pete Jaquess, 1964 |
| 4 | Freddy Glick, 1963 |
| 4 | Jim Norton, 1967 |
| 4 | Miller Farr, 1967 |

INDIVIDUAL RECORDS: INTERCEPTIONS

| | |
|---|--------------------------|
| 4 | Cris Dishman, 1991, 1993 |
| 4 | Bo Orlando, 1991 |
| 4 | Michael Griffin, 2010 |

| YARDS GAINED | |
|-----------------------|---|
| Career | |
| 650 | Ken Houston, 1967-72 |
| 592 | Jim Norton, 1960-68 |
| 540 | Darryll Lewis, 1991-98 |
| 457 | W.K. Hicks, 1964-69 |
| Season | |
| 264 | Miller Farr, 1967 |
| 220 | Ken Houston, 1971 |
| 205 | Mike Reinfeldt, 1979 |
| Game | |
| 128 | Miller Farr, @ N.Y. Jets, 10/15/67 |
| 115 | Michael Griffin, vs. Pittsburgh, 12/21/08 |
| 109 | Zach Brown, vs. Jacksonville, 12/30/12 |
| Game, Opponent | |
| 177 | Charlie McNeil, @ San Diego, 9/24/61 |
| 108 | Bobby Hunt, @ Kansas City, 10/4/64 |

| | |
|-----|---------------------------------|
| 100 | Rod Woodson, @ Oakland, 9/29/02 |
|-----|---------------------------------|

| Longest Interception Returns (All TDs) | |
|--|---|
| 99 | Cortland Finnegan, vs. Houston, 9/21/08 |
| 98 | Pete Jaquess, @ Oakland, 9/19/64 |
| 98 | Darryll Lewis, @ Chicago, 10/22/95 |
| 97 | Jordan Babineaux, @ Cleveland, 10/2/11 |
| 95 | Willie Alexander, @ Green Bay, 9/25/77 |

| Longest Interception Returns, Opponent | |
|--|---|
| 98 | Bob Suci, @ Boston, 11/1/63 (TD) |
| 95 | Marlon McCree, @ Houston, 12/21/03 (TD) |
| 91 | Booker Edgerson, @ Buffalo, 11/1/64 (TD) |
| 86 | Glen Edwards, Pittsburgh, 9/30/73 (TD) |
| 86 | Whitney Mercilus, Houston, 12/15/19 |
| 85 | Adam Archuleta, @ St. Louis, 9/25/05 (TD) |
| 82 | Rod Woodson, @ Oakland, 9/29/02 (TD) |

TOUCHDOWNS

| | |
|-----------------------|--|
| Career | |
| 9 | Ken Houston, 1967-72 |
| 5 | Miller Farr, 1967-69 |
| 5 | Darryll Lewis, 1991-98 |
| Season | |
| 4 | Ken Houston, 1971 |
| Game | |
| 2 | Zach Brown, vs. Jacksonville, 12/30/12 |
| 2 | Miller Farr, vs. Buffalo, 12/7/68 |
| 2 | Ken Houston, vs. San Diego, 12/19/71 |
| Game, Opponent | |
| 2 | Lemar Parrish, Cincinnati, 12/17/72 |
| 1 | many times, last by Trumaine Johnson, vs. N.Y. Jets, 12/2/18 |

INDIVIDUAL RECORDS: SACKS

| | |
|---------------|--------------------------------------|
| Career | |
| 105 | Elvin Bethea, 1968-83 |
| 74.5 | Ray Childress, 1985-95 |
| 66 | Jesse Baker, 1979-87 |
| Season | |
| 17 | Elvin Bethea, 1973 |
| 15.5 | Jesse Baker, 1979 |
| 15 | William Fuller, 1991 |
| 14.5 | Jevon Kearse, 1999 |
| Game | |
| 4 | Ed Hussmann, vs. Dallas, 11/4/62 |
| 4 | Ed Hussmann, vs. N.Y. Jets, 11/14/62 |

| | |
|---|--|
| 4 | Elvin Bethea, @ San Diego, 10/17/76 |
| 4 | Jesse Baker, vs. Kansas City, 9/16/79 |
| 4 | William Fuller, vs. Pittsburgh, 11/28/93 |
| 3.5 | Jason Jones, vs. Pittsburgh, 12/21/08 |
| 3 | 34 times, last by Kyle Vanden Bosch, vs. NY Jets, 12/23/07 |
| Consecutive Games, One or More Sacks | |
| 8 | Curley Culp, 1974-75 |
| 8 | Jevon Kearse, 1999 |
| 7 | Sean Jones, 1990 |
| 6 | Jesse Baker, 1979 |

| | |
|--|---------------------------------|
| 6 | Jesse Baker, 1981-82 |
| 6 | Jevon Kearse, 2003 |
| 5 | Harold Landry III , 2019 |
| 5 | Brian Orakpo, 2016 |
| 5 | Sean Jones, 1992 |
| 5 | William Fuller, 1991 |
| Most Games with Two or More Sacks, Career | |
| 26 | Elvin Bethea, 1968-83 |
| 13 | Jesse Baker, 1979-87 |
| 13 | Ray Childress, 1985-95 |
| 12 | Sean Jones, 1988-93 |
| 10 | Jevon Kearse, 1999-2003 |

INDIVIDUAL RECORDS: FUMBLE RETURNS

Opponents' Fumble Returned for TD's, Career

| | |
|---|----------------------------------|
| 4 | Keith Bulluck, 2000-09 |
| 3 | Doug Cline, 1960-66 |
| 3 | Marcus Robertson, 1991-2000 |
| 2 | Johnny Peacock, 1969-70 |
| 2 | Robert Lyles, 1984-90 |
| 2 | Ray Childress, 1985-95 |
| 2 | Cris Dishman, 1988-96 |
| 2 | Antwan Odom, 2004-07 |
| 2 | Jason McCourty, 2009-16 |
| 2 | Wesley Woodyard , 2014-17 |

Opponents' Fumble Returned for TD's, Season

| | |
|---|------------------------|
| 2 | Doug Cline, 1961 |
| 2 | Marcus Robertson, 1997 |

| | |
|---|-------------------|
| 2 | Antwan Odom, 2005 |
|---|-------------------|

Opponents' Fumble Returned for TD's, Game

| | |
|---|--|
| 1 | 58 times, last by Jayon Brown at Oakland, 12/8/19 |
|---|--|

Longest Fumble Return (All TDs)

| | |
|----|---|
| 96 | C.L. Whittington, @ New Orleans, 10/3/76 |
| 93 | Robert Lyles, @ Cincinnati, 10/19/86 |
| 92 | Cortland Finnegan, vs. Jacksonville, 12/17/06 |

INDIVIDUAL RECORDS: BLOCKED KICKS

Blocked Punts Returned for Touchdowns, Career

2 Cris Dishman, 1988-96

Blocked Punts Returned for Touchdowns, Game

1 13 times, last by Jason McCourty, vs. Indianapolis, 10/30/11

Blocked Field Goals Returned for Touchdowns, Game

1 Mark Johnston, 62 yards (11/26/61 vs. Denver)

1 Tony Banfield, 50 yards (12/9/62 vs. Oak.)
 1 Ken Houston, 71 yards (10/15/67 @ N.Y. Jets)
 1 Donald Mitchell, 69 yards (10/21/01 @ Detroit)
 1 Tye Smith, 63 yards (12/1/19 @ Indianapolis)

Blocked Field Goal, Last Time

1 (Two) Dane Cruikshank and Austin Johnson @ Indianapolis, 12/1/19

Blocked Punt, Last time

1 Tim Shaw vs. Pittsburgh, 10/11/12

TEAM RECORDS: GAMES WON & LOST

GAMES WON

Most Consecutive Games Won

13 (Dec. 16, 2007-Nov. 16, 2008)
 11 (Oct. 17, 1993-Jan. 2, 1994)

Most Consecutive Games Without Defeat

13 (Dec. 16, 2007-Nov. 16, 2008)
 11 (Oct. 13, 1961-Sept. 9, 1962)
 11 (Oct. 17, 1993-Jan. 2, 1994)

Most Games Won, Season

13 (1999, 2000, 2008)
 12 (1993, 2003)
 11 (1962, 1979, 1980, 1991, 2002)

Most Consecutive Games Won, Season

11 (Oct. 17, 1993-Jan. 2, 1994)

Most Consecutive Games Won, Start of Season

10 (Sept. 7-Nov. 16, 2008)
 3 (Sept. 12-Sept. 26, 1999)
 3 (Sept. 1-Sept. 16, 1991)

Most Consecutive Games Won, End of Season

11 (Oct. 17, 1993-Jan. 2, 1994)

Most Consecutive Games Without Defeat, Season

11 (Oct. 17, 1993-Jan. 2, 1994)

Most Consecutive Games w/out Defeat, Start of Season

10 (Sept. 7-Nov. 16, 2008)
 3 (Sept. 12-Sept. 26, 1999)
 3 (Sept. 1-Sept. 16, 1991)

Most Consecutive Games w/out Defeat, End of Season

11 (Oct. 17, 1993-Jan. 2, 1994)

Most Home Games Won, Season

8 (1999)
 7 (1988, 1991, 1993, 2000, 2003, 2008)

Most Consecutive Home Games Won

12 (Sept. 12, 1999-Nov. 5, 2000)
 10 (Oct. 6, 2002-Nov. 16, 2003)
 9 (Dec. 6, 1987-Nov. 20, 1988)
 9 (Nov. 26, 1990-Nov. 17, 1991)

Most Consecutive Home Games Without Defeat

12 (Sept. 12, 1999-Nov. 5, 2000)
 10 (Oct. 6, 2002-Nov. 16, 2003)
 9 (Dec. 6, 1987-Nov. 20, 1988)
 9 (Nov. 26, 1990-Nov. 17, 1991)

Most Road Games Won, Season

6 (1996, 2000, 2008)

Most Consecutive Road Games Won

8 (Dec. 16, 2007-Nov. 27, 2008)
 5 (Oct. 29, 1961-Sept. 9, 1962)
 5 (Oct. 17-Dec. 25, 1993)
 5 (Nov. 19, 2006-Sept. 24, 2007)

Most Consecutive Road Games Without Defeat

8 (Dec. 16, 2007-Nov. 27, 2008)
 6 (Oct. 13, 1961-Sept. 9, 1962)

Most Shutout Games Won or Tied, Season

2 (1966, 1977, 1993)

Overtime Wins, Regular Season

30-27 (@ Cincinnati, 9/23/79)
 27-24 (vs. N.Y. Jets, 10/28/79)
 23-20 (vs. Pittsburgh, 12/2/84)
 17-14 (@ Indianapolis, 9/4/88)
 26-23 (vs. Dallas, 11/10/91)
 23-20 (vs. Kansas City, 9/20/92)
 30-27 (@ Cincinnati, 10/6/96)
 24-21 (vs. Oakland, 8/31/97)
 17-14 (vs. Kansas City, 9/10/00)
 31-28 (vs. Tampa Bay, 10/14/01)
 32-29 (@ N.Y. Giants, 12/1/02)
 26-20 (@ Houston, 12/10/06)
 19-16 (vs. Green Bay, 11/2/08)
 27-24 (vs. Miami, 12/20/09)
 44-41 (vs. Detroit, 9/23/12)
 34-28 (@ New Orleans, 11/8/15)

12-9 (@ Cleveland, 10/22/17)
 26-23 (vs. Philadelphia, 9/30/18)

GAMES LOST

Most Consecutive Games Lost

18 (Oct. 9, 1972-Oct. 28, 1973)

Most Consecutive Games Without a Victory

18 (Oct. 9, 1972-Oct. 28, 1973)

Most Games Lost, Season

14 (1983, 1994, 2014)

Most Consecutive Games Lost, Season

11 (Oct. 9-Dec. 17, 1972)

Most Consecutive Games Lost, Start of Season

10 (Sept. 4-Nov. 6, 1983)

Most Consecutive Games Lost, End of Season

11 (Oct. 9-Dec. 17, 1972)

Most Consecutive Games Without Victory, Season

11 (Oct. 9-Dec. 17, 1972)

Most Consecutive Games Without Victory, Start of Season

10 (Sept. 4-Nov. 6, 1983)

Most Consecutive Games Without Victory, End of Season

11 (Oct. 9-Dec. 17, 1972)

Most Consecutive Home Games Lost

13 (Oct. 9, 1972-Dec. 16, 1973)

Most Consecutive Home Games Without Victory

13 (Oct. 9, 1972-Dec. 16, 1973)

Most Consecutive Road Games Lost

23 (Sept. 27, 1981-Nov. 4, 1984)

TEAM RECORDS: GAMES WON & LOST

Most Consecutive Road Games Without Victory

23 (Sept. 27, 1981-Nov. 4, 1984)

Most Shutout Games Lost or Tied, Season

2 (1972, 1985)

TIE GAMES

Ties

31-31 (@ Boston, 10/13/61)
 28-28 (@ N.Y. Jets, 10/15/67)
 31-31 (vs. Cincinnati, 11/9/69)
 20-20 (@ Denver, 11/16/69)
 31-31 (@ San Diego, 10/25/70)
 13-13 (vs. New Orleans, 10/3/71)

Most Tie Games, Season

2 (1969)

TEAM RECORDS: SCORING

Most Points, Season

513 (1961)
 435 (2003)
 424 (1988)

Fewest Points, Season

136 (1982, nine games)
 199 (1967)

Most Points, Game

58 (vs. Cleveland, 12/9/90)
 56 (vs. N.Y. Titans, 10/14/62)
 55 (vs. Oakland, 9/9/61)
 55 (at Denver, 11/5/61)
 49 (vs. San Diego, 12/19/71)
 49 (at Oakland, 12/22/63)
 49 (vs. N.Y. Titans, 11/19/61)
 48 (vs. Cincinnati, 10/14/90)
 48 (at N.Y. Titans, 12/10/61)
 48 (at Green Bay, 10/11/04)

Most Points, Both Teams, Game

101 (Oakland 52, Oilers 49, @ Oakland, 12/22/63)
 88 (Buffalo 47, Oilers 41, @ Houston, 9/24/89)

Fewest Points, Game

0 (21 times, last at Denver, 10/13/19)

Fewest Points, Both Teams, Game

6 (Oilers 6, Pittsburgh 0, @ Houston, 12/4/80)

Most Points, Shutout Victory, Game

55 (Oilers vs. Oakland, 9/9/61)

Fewest Points, Shutout Victory, Game

6 (Oilers vs. Pittsburgh, 12/4/80)

Largest Margin of Victory, Game

55 (Oilers 55, Oakland 0, @ Houston, 9/9/61)

Largest Margin of Defeat, Game

59 (Titans 0 at New England 59, 10/18/09)
 54 (Oilers 7 at Cincinnati 61, 12/17/89)

Smallest Margin of Victory, Game

1 (11 times, last Titans 16, Lions 15, @ Det., 9/18/16)

Smallest Margin of Defeat, Game

1 (22 times, last Titans 19 @ Chargers 20, 10/21/18)

Most Points Overcome to Win Game

23 (Oilers @ New England, 11/12/78)

Most Points, One Half

45 (vs. Cleveland, 12/9/90)

Most Points, First Quarter

24 (@ Indianapolis, 12/5/04)
 21 (vs. Green Bay, 11/13/16)
 21 (@ Tampa Bay, 9/13/15)
 21 (vs. Houston, 12/19/10)
 21 (@ Detroit, 11/27/08)
 21 (vs. St. Louis, 10/31/99)

Most Points, Second Quarter

31 (vs. Cleveland, 12/9/90)
 28 (vs. Cincinnati, 11/18/79)

Most Points, Third Quarter

28 (vs. Jacksonville, 11/24/19)
 28 (vs. San Diego, 12/19/71)
 28 (vs. Kansas City, 10/24/65)

Most Points, Fourth Quarter

27 (vs. Philadelphia, 10/24/10)
 24 (vs. Denver, 11/26/61)
 24 (vs. N.Y. Giants, 11/26/06)
 24 (vs. Buffalo, 11/15/09)

Most Consecutive Games Scoring

160 (Nov. 14, 1999 - Dec. 21, 2008)
 155 (Dec. 3, 1989 - Oct. 31, 1999)
 121 (1977-85)

TOUCHDOWNS

Most Touchdowns, Season

66 (1961)

Fewest Touchdowns, Season

18 (1967)

Most Touchdowns, Game

8 (Oilers vs. N.Y. Titans, 10/14/62;
 Oilers vs. Clev., 12/9/90)

Most Touchdowns, Both Teams, Game

14 (Oilers 7, Oakland 7, @ Oakland, 12/22/63)

POINTS AFTER TOUCHDOWN

Most PATs, Season

65 (1961)

Most PATs, Game

8 (Oilers vs. N.Y. Titans, 10/14/62)
 7 (four times, last vs. Cleveland, 12/9/90)

Most PATs, Both Teams, Game

14 (Oilers 7, Oakland 7, @ Oakland, 12/22/63)

TWO-POINT CONVERSIONS

Most Two-Point Conversions, Season

4 (1994)

Most Two-Point Conversions, Opponent, Season

4 (1999)
 4 (1998)

Most Two-Point Conversions, Game

2 (vs. N.Y. Jets, 9/10/06)
 1 (28 times, last vs. Kansas City, 11/10/19)

Most Two-Point Conversions, Opponent, Game

3 (@ Pittsburgh, 11/1/98)

Most Two-Point Conversion Attempts, Season

7 (1994)

Most Two-Point Conversion Attempts, Opp., Season

6 (1999)

TEAM RECORDS: SCORING

FIELD GOALS

Most Field Goals Attempted, Season

42 (2017)
40 (1969)
39 (2007)
38 (1996)
37 (1989)

Most Field Goals Attempted, Game

8 (at Houston, 10/21/07)
6 (four times, last vs. Atlanta, 12/5/93)

Most Field Goals Attempted, Both Teams, Game

10 (Buffalo 7, @ Oilers 3, 12/5/65)
9 (Tennessee 6, @ New England 3, 10/5/03)
9 (Washington 6, @ Tennessee 3, 11/21/10)
9 (Detroit 4, @ Tennessee 5, 9/23/12)

9 (Tennessee 3, @ Oakland 6, 11/24/13)
9 (Tennessee 3, @ San Francisco 6, 12/17/17)

Most Field Goals, Season

36 (1998)
35 (2017)
35 (2007)
32 (1996)
29 (1993, 2008, 2011)

Fewest Field Goals, Season

8 (2019)
8 (1968)

Most Field Goals, Game

8 (@ Houston, 10/21/07)
5 (vs. Miami, 9/28/69; @Philadelphia, 12/3/00)

Most Field Goals, Both Teams, Game

9 (Tennessee 3, @ San Francisco 6, 12/17/17)
8 (Tennessee 3, @ Buffalo 5, 12/24/06)
8 (Tennessee 8, @ Houston 0, 10/21/07)
8 (Indianapolis 3, @ Tennessee 5, 10/16/17)
7 (18 times, last Tennessee 2, vs. N.Y. Jets 5, 12/2/18)

TEAM RECORDS: FIRST DOWNS

Most First Downs, Season

376 (1990)

Fewest First Downs, Season

138 (1982, nine games)
199 (1976)

Most First Downs, Game

34 (vs. Cleveland, 12/9/90)

Fewest First Downs, Game

4 (at Cleveland, 10/21/73)
5 (vs. Jacksonville, 12/17/06)

Most First Downs, Both Teams, Game

57 (Tennessee 21, Detroit 36, @ Tennessee, 9/23/12, OT)
56 (Tennessee 32, Arizona 24, @ Tennessee, 12/15/13, OT)
56 (Houston 33, Buffalo 23, @ Houston, 9/24/89, OT)
55 (Tennessee 24, San Diego 31, @ San Diego, 11/6/16)

55 (Tennessee 31, NYG 24, @ New York, 12/1/02, OT)

Most First Downs Rushing, Season

155 (1980)

Fewest First Downs Rushing, Season

52 (1982, nine games)
62 (1971)

Most First Downs Rushing, Game

17 (twice, last @ Green Bay, 12/14/80)

Fewest First Downs Rushing, Game

0 (six times, last @ Denver, 10/13/19)

Most First Downs Passing, Season

251 (1990)

Fewest First Downs Passing, Season

81 (1982, nine games)
86 (1967)

Most First Downs Passing, Game

28 (@ Oakland, 12/19/04)

Fewest First Downs Passing, Game

0 (twice, last @ Buffalo, 11/10/85)

Most First Downs By Penalty, Season

37 (2015)
36 (2019)
36 (2017)
36 (2013)
32 (2016)
30 (1989)

Fewest First Downs By Penalty, Season

5 (1982, nine games)
10 (1967)

Most First Downs By Penalty, Game

7 (@ Atlanta, 9/9/90)

TEAM RECORDS: NET YARDS GAINED

Most Yards Gained, Season

6,288 (1961)
6,222 (1990)

Fewest Yards Gained, Season

2,373 (1982, nine games)
3,191 (1972)

Most Yards Gained, Game

583 (vs. Dallas, 11/10/91, overtime)

Fewest Yards Gained, Game

81 (vs. Dallas, 11/24/74)

TEAM RECORDS: RUSHING

Most Rushing Attempts, Season

616 (1979)
605 (1978)

Fewest Rushing Attempts, Season

225 (1982, nine games)
324 (1965)

Most Rushing Attempts, Game

56 (vs. San Diego, 9/28/75)
55 (vs. Oakland, 9/9/61)

Fewest Rushing Attempts, Game

7 (vs. N.Y. Giants, 12/8/85)
9 (vs. Cincinnati, 10/24/76)
10 (@ San Diego, 9/16/12)

Most Yards Gained Rushing, Season

2,635 (1980)
2,592 (2009)
2,571 (1979)

Fewest Yards Gained Rushing, Season

799 (1982, nine games)
1,106 (1971)

Most Yards Gained Rushing, Game

332 (@ Kansas City, 10/19/08)
305 (vs. Jacksonville, 11/1/09)
296 (vs. Kansas City, 11/27/77)
292 (@ Detroit, 11/27/08)

Fewest Yards Gained Rushing, Game

19 (twice, last vs. San Diego, 12/12/65)

Highest Average Gain Rushing, Season

5.2 (2009)
5.0 (2019)
4.7 (2006)
4.6 (three times, last in 2016)

Most Touchdowns Rushing, Season

26 (1988)

Fewest Touchdowns Rushing, Season

5 (1982, nine games)
6 (2014)
6 (1976)

Most Touchdowns Rushing, Game

5 (vs. L.A. Chargers, 9/18/60)

Fewest Touchdowns Rushing, Game

0 (many times, last vs. Tampa Bay, 10/27/19)

TEAM RECORDS: PASSING

Most Passes Attempted, Season

667 (1991)

Fewest Passes Attempted, Season

287 (1982, nine games)
333 (1967)

Most Passes Attempted, Game

68 (@ Buffalo, 11/1/64 — 37 completed)
61 (vs. Oakland, 11/7/65 — 27 completed)
61 (@ Oakland, 12/19/04 — 40 completed)

Fewest Passes Attempted, Game

6 (vs. Cincinnati, 10/4/81)

Most Passes Attempted, Both Teams

98 (Titans 61, Oakland 37, @ Oakland, 12/19/04)
97 (Oilers 44, Denver 53, @ Houston, 12/2/62)
97 (Titans 42, Detroit 55, @ Tennessee, 9/23/12)

Most Passes Completed, Season

411 (1991)

Fewest Passes Completed, Season

144 (1967)

Most Passes Completed, Game

41 (vs. Dallas, 11/10/91 — overtime)

Fewest Passes Completed, Game

1 (vs. Cincinnati, 10/4/81)

Most Yards Gained Passing, Season

4,805 (1990)

Fewest Yards Gained Passing, Season

1,381 (1967)

Most Yards Gained Passing, Game

527 (@ Kansas City, 12/16/90)

Fewest Yards Gained Passing, Game

-7 (@ New England, 10/18/09)

Most Times Sacked, Season

65 (1994)
58 (1985)

Fewest Times Sacked, Season

11 (1962)
12 (2008)

Most Times Sacked, Game

12 (vs. Dallas, 9/29/85)

Most Times Sacked, Both Teams, Game

14 (Oilers 12, Dallas 2, @ Houston, 9/29/85)

Most Touchdowns Passing, Season

48 (1961)

Fewest Touchdowns Passing, Season

9 (2007)

Most Touchdowns Passing, Game

7 (twice, last vs. N.Y. Titans, 10/14/62)

Most Touchdowns Passing, Both Teams, Game

11 (Oilers 5, Oakland 6, @ Oakland, 12/22/63)

Most Passes Had Intercepted, Season

48 (1962)*

Fewest Passes Had Intercepted, Season

8 (2019)
9 (2003, 2008)
10 (1998)

Most Passes Had Intercepted, Game

6 (six times, last @ Cleveland, 11/30/86)

* Denotes League Record

TEAM RECORDS: PUNTING

Most Punts, Season

96 (1994)
93 (1979)

Fewest Punts, Season

34 (1990)

Most Punts, Game

11 (three times, last @ Pittsburgh, 12/3/95)

Fewest Punts, Game

0 (five times, last vs. Cincinnati, 10/27/91)

Highest Average Distance, Punting, Season

49.7 (2017)
47.4 (2015)
47.2 (1998)
47.1 (2019)
46.8 (2014)
46.4 (2018)

TEAM RECORDS: PUNTING

| | | |
|--|---|-------------|
| 45.3 (1993) | Highest Net Average, Punting, Season | 39.2 (2013) |
| 45.2 (1992) | 44.6 (2017) | |
| | 43.1 (2019) | |
| Highest Average Distance, Punting, Game | 41.7 (2018) | |
| 59.2 (vs. Buffalo, 12/27/92) | 40.8 (2014) | |
| | 40.3 (2015) | |
| | 39.4 (2012) | |
| | 39.4 (2011) | |
| | 39.2 (1998) | |

TEAM RECORDS: PUNT RETURNS & KICKOFF RETURNS

PUNT RETURNS

| | |
|--|--|
| Most Punt Returns, Season | |
| 53 (2000) | |
| 52 (1968) | |
| Fewest Punt Returns, Season | |
| 15 (1960) | |
| Most Punt Returns, Game | |
| 10 (vs. Tampa Bay, 9/12/76) | |
| Most Yards, Punt Returns, Season | |
| 671 (2000) | |
| 620 (1975) | |
| Fewest Yards, Punt Returns, Season | |
| 104 (1982, 9 games) | |
| 118 (1961) | |
| Highest Average, Punt Returns, Season | |
| 15.3 (2012) | |
| 15.0 (1977) | |

| | |
|--|--|
| Most Touchdowns, Punt Returns, Season | |
| 3 (1975, 2006 and 2012) | |
| Most Touchdowns, Punt Returns, Game | |
| 2 (vs. Jacksonville, 12/30/12) | |
| 1 (19 times, last vs. Detroit, 9/23/12) | |

KICKOFF RETURNS

| | |
|--|--|
| Most Kickoff Returns, Season | |
| 83 (1983) | |
| Fewest Kickoff Returns, Season | |
| 23 (2018) | |
| 28 (2017) | |
| 30 (2019) | |
| 31 (1993) | |
| 32 (2011) | |
| 33 (2016) | |
| 33 (2015) | |
| Most Kickoff Returns, Game | |
| 10 (twice, last at Cincinnati, 12/17/89) | |

| | |
|---|--|
| Most Yards, Kickoff Returns, Season | |
| 1,835 (2006) | |
| 1,721 (1981) | |
| Fewest Yards, Kickoff Returns, Season | |
| 589 (1993) | |
| 618 (2017) | |
| 629 (2016) | |
| 638 (2019) | |
| 680 (2015) | |
| 737 (2018) | |
| 832 (2011) | |
| Highest Average, Kickoff Returns, Season | |
| 32.0 (2018)* | |
| 26.1 (2000) | |
| 26.0 (2011) | |
| 25.9 (1962) | |
| Most Touchdowns, Kickoff Returns, Season | |
| 2 (three times, last in 1983) | |
| Most Touchdowns, Kickoff Returns, Game | |
| 1 (17 times, last @ Miami, 9/9/18) | |

TEAM RECORDS: FUMBLES

| | | |
|----------------------------------|--|--|
| Most Fumbles, Season | Fewest Fumbles Lost, Season | Fewest Opponents' Fumbles Recovered, Season |
| 42 (1994) | 6 (2018) | 4 (2014) |
| 41 (1985) | 7 (1967, 2006 and 2016) | 5 (2012) |
| Fewest Fumbles, Season | 8 (2008, 2011 and 2017) | 6 (2016 and 2018) |
| 10 (2017) | Most Fumbles Lost, Game | 7 (2009) |
| 14 (1982, nine games) | 5 (twice, last vs. Philadelphia, 12/2/91) | 8 (four times, last in 2015) |
| 17 (1962, 1999, 2011 and 2016) | Most Opponents' Fumbles Recovered, Season | |
| Most Fumbles, Game | 28 (1977) | |
| 8 (@ Pittsburgh, 12/9/73) | Most Opponents' Fumbles Recovered, Game | |
| Most Fumbles Lost, Season | 7 (@ Kansas City, 10/12/69) | |
| 25 (1994) | | |

TEAM RECORDS: BLOCKED KICKS

| | | |
|---|--|-----------------------------------|
| Most Blocked Field Goals, Season | Most Blocked Extra Points, Season | Most Blocked Punts, Season |
| 6 (1961) | 3 (1975) | 3 (1988) |
| Most Blocked Field Goals, Game | Most Blocked Extra Points, Game | Most Blocked Punts, Game |
| 2 (at Indianapolis, 12/1/19) | 2 (at Cincinnati, 12/23/90) | 2 (at Pittsburgh, 10/16/88) |
| 2 (at Baltimore, 12/14/97) | 2 (vs. Miami, 11/16/75) | 2 (at Philadelphia, 10/2/88) |
| 2 (at Cleveland, 9/13/81) | | |
| 2 (vs. Denver, 11/26/61) | | |

TEAM RECORDS: PENALTIES

Fewest Penalties, Season (any)

52 (1982, nine games)
58 (1963)

Fewest Penalties, 16-Game Season

82 (2018)
84 (1983)

Most Penalties, Season

148 (1989)

Fewest Penalties, Game

0 (vs. Jacksonville, 12/24/11)

0 (@ Cincinnati, 10/29/72)
0 (@ Buffalo, 11/1/64)
0 (vs. Kansas City, 10/27/63)
0 (vs. Oakland, 12/9/62)

Most Penalties, Game

18 (@ Jacksonville, 1/1/06)

Fewest Yards Penalized, Season (any)

424 (1982, nine games)

Fewest Yards Penalized, 16-Game Season

727 (2018)

773 (2007)

Most Yards Penalized, Season

1,150 (twice, last in 1988)

Most Yards Penalized, Game

212 (vs. Baltimore, 10/10/99)

TEAM RECORDS: DEFENSE

SCORING

Fewest Points Allowed, Season

191 (2000)
199 (1967)
226 (1975)

Most Points Allowed, Season

471 (2012)
460 (1983)
447 (1973)

Fewest Points Allowed, Game

0 (16 times, last at N.Y. Giants, 12/16/18)

Most Points Allowed, Game

61 (twice, last @ Cincinnati, 12/17/89)

Fewest Touchdowns Allowed, Season

18 (1967)

Most Touchdowns Allowed, Season

55 (2012)
53 (1983)

FIRST DOWNS

Fewest First Downs Allowed, Season

183 (1969)

Most First Downs Allowed, Season

358 (2012)
357 (2014)
356 (1985)
356 (2010)

Most First Downs Allowed, Game (since 1991)

39 (@ Denver, 12/8/13)
36 (vs. Detroit, 9/23/12)
34 (@ Cincinnati, 12/4/97)
33 (@ Houston, 10/1/17)

Fewest First Downs Allowed, Rushing, Season

62 (2000)

Most First Downs Allowed, Rushing, Season

147 (1972)

Fewest First Downs Allowed, Passing, Season

89 (1976)

Most First Downs Allowed, Passing, Season

231 (2017)
227 (2016)
214 (2010)
213 (2019)
211 (2014)
210 (2012)
210 (2009)

Fewest First Downs Allowed, Penalty, Season

13 (twice, last in 1969)

Most First Downs Allowed, Penalty, Season

48 (1985)

NET YARDS

Fewest Yards Allowed, Season

3,375 (1968)

Most Yards Allowed, Season

6,155 (1985)

Fewest Yards Allowed, Game

26 (vs. Denver, 9/3/66)

Most Yards Allowed, Game

619 (@ New England, 10/18/09)
584 (@ Cincinnati, 12/17/89)
583 (vs. Detroit, OT, 9/23/12)

Fewest Total Plays Allowed, Season

610 (1982, nine games)
840 (1970)

Most Total Plays Allowed, Season

1,139 (2010)
1,099 (2014)
1,091 (1985)

Fewest Total Plays Allowed, Game

36 (vs. Denver, 9/3/66)

Most Total Plays Allowed, Game

92 (vs. Detroit, OT, 9/23/12)

91 (@ Philadelphia, 11/19/06)
91 (@ Denver, 12/8/13)
87 (@ Cleveland, 10/2/11)
86 (vs. Washington, 11/21/10)
85 (three times, last @ Cleveland, 11/30/86, OT)

RUSHING

Fewest Yards Allowed, Rushing, Season

1,027 (1960)

Most Yards Allowed, Rushing, Season

2,814 (1985)

Fewest Yards Allowed, Rushing, Game

-14 (@ Boston, 11/25/60)
4 (vs. Buffalo, 11/23/97)

Most Yards Allowed, Rushing, Game

398 (@ Dallas Texans, 10/1/61)
302 (vs. Kansas City, 10/24/65)

Fewest Touchdowns Allowed, Rushing, Season

5 (1996 and 2017)

Most Touchdowns Allowed, Rushing, Season

27 (1984)

Fewest Attempts Allowed, Rushing, Season

298 (1982, nine games)
356 (2016)
362 (1962)

Most Attempts Allowed, Rushing, Season

596 (1984)

Fewest Attempts Allowed, Rushing, Game

9 (vs. Denver, 12/11/16)
10 (@ Indianapolis, 12/30/07)
11 (vs. Miami, 10/1/89)

Most Attempts Allowed, Rushing, Game

56 (@ Dallas Texans, 10/1/61)

PASSING

Fewest Net Yards Allowed, Passing, Season

1,671 (1968)

TEAM RECORDS: DEFENSE

Most Net Yards Allowed, Passing, Season

4,307 (2016)
4,139 (2009)
4,084 (2001)

Fewest Net Yards Allowed, Passing, Game

-52 (vs. Cincinnati, 10/31/71)
-16 (vs. Chicago, 11/6/77)

Most Net Yards Allowed, Passing, Game

442 (vs. Detroit, OT, 9/23/12)
433 (vs. Kansas City, 11/10/19)
426 (@ New England, 10/18/09)
425 (@ Indianapolis, 12/5/04)
407 (@ Oakland, 12/22/63)
405 (vs. Buffalo, 10/11/64)

Fewest Touchdowns Allowed, Passing, Season

10 (1967, 2000)

Most Touchdowns Allowed, Passing, Season

35 (1966)

Fewest Attempts Allowed, Passing, Season

284 (1982, nine games)
324 (1972)

Most Attempts Allowed, Passing, Season

635 (2016)
625 (2010)
605 (2017)
604 (2009)
598 (2019)
591 (2011)

Fewest Attempts Allowed, Passing, Game

11 (@ Pittsburgh, 9/11/05)

Most Attempts Allowed, Passing, Game

61 (@ Cleveland, 10/2/11)
59 (@ Denver, 12/8/13)
57 (@ Pittsburgh, 12/19/93)

Fewest Completions Allowed, Season

158 (1968)

Most Completions Allowed, Season

410 (2010)
404 (2009)
388 (2016)
386 (2019)
374 (2012)
369 (2011)
369 (2017)
349 (2007)
347 (2014)

Fewest Completions Allowed, Game

2 (vs. Denver, 9/3/66)

Most Completions Allowed, Game

43 (vs. Detroit, OT, 9/23/12)
40 (@ Cleveland, 10/2/11)
39 (@ Denver, 12/8/13)
38 (@ New England, 10/18/09)
37 (@ Indianapolis, 11/3/02)
36 (vs. Cleveland, 9/22/02)
36 (vs. Indianapolis, 10/11/09)

36 (vs. New Orleans, 12/11/11)
36 (vs. Denver, 12/11/16)
36 (vs. Kansas City, 11/10/19)
35 (five times, last at Atlanta, 9/29/19)

SACKS

Most Sacks, Season

55 (2000)
54 (1999)
52 (1993)
51 (1979)

Fewest Sacks, Season

21 (1966)

Most Sacks, Game

9 vs. N.Y. Titans, 10/14/62
9 vs. Cincinnati, 10/31/71
8 at Arizona, 12/10/17
8 at Indianapolis, 11/26/17
8 at San Diego, 10/17/76
8 at Buffalo, 11/10/85
8 at Cincinnati, 9/12/82

INTERCEPTIONS

Most Interceptions, Season

36 (1963)

Fewest Interceptions, Season

3 (1982, nine games)*
6 (1972)

Most Interceptions, Game

6 (six times, last vs. Atlanta, 12/5/93)

Most Interceptions, Both Teams, Game

13 (Oilers 5, Denver 8, @ Houston, 12/2/62)

Most Yards Returning Interceptions, Season

676 (1962)

Most Yards Returning Interceptions, Game

245 (@ N.Y. Jets, 10/15/67)

Most TDs, Returning Interceptions, Season

7 (1967)

Most TDs, Returning Interceptions, Game

3 (vs. San Diego, 12/19/71)

PUNT RETURNS

Fewest Opponent Punt Returns, Season

20 (1961)
23 (1990)

Most Opponent Punt Returns, Season

64 (1979)
60 (twice, last in 1976)

Fewest Yards Allowed, Punt Returns, Season

144 (2005)
160 (2000)
186 (1990)

Most Yards Allowed, Punt Returns, Season

748 (1979)
668 (1976)

Lowest Average Allowed, Punt Returns, Season

4.5 (2005)
5.3 (1969)

Highest Average Allowed, Punt Returns, Season

13.9 (2002)
13.6 (1961)

Most Touchdowns Allowed, Punt Returns, Season

3 (2002)
2 (1962, 1965 and 2016)

KICKOFF RETURNS

Fewest Opponent Kickoff Returns, Season

21 (2016)
22 (2015)
25 (2018)
26 (1982, nine games)
30 (2011)
31 (2014)
32 (1970, 1986, 2017)

Most Opponent Kickoff Returns, Season

81 (2003)
78 (1995, 1996)
76 (1999, 2000)
74 (2002)
71 (1990, 1997, 2009)

Fewest Yards Allowed, Kickoff Returns, Season

462 (2016)
564 (1982, nine games)
599 (2015)
680 (2011)
695 (1986)

Most Yards Allowed, Kickoff Returns, Season

1,714 (2009)
1,675 (1996)
1,596 (1999)
1,587 (2000)
1,528 (1997)

Lowest Average Allowed, Kickoff Returns, Season

15.7 (1992)

Highest Average Allowed, Kickoff Returns, Season

27.8 (2018)
27.6 (2014)
27.2 (2015)
26.1 (2012)
25.0 (2008)
24.9 (1985, 2001)

Most Touchdowns Allowed, Kickoff Returns, Season

2 (1966, 1999)

TEAM RECORDS: DEFENSE

PUNTING

Most Punts Forced, Season

105 (2000)
96 (1976)

Fewest Punts Forced, Season

38 (1982, 9 games)
56 (1964, 1989)

Most Punts Forced, Game

11 (five times, last vs. Pittsburgh,
11/6/94)

Fewest Punts Forced, Game

0 4 times (11/12/78 at New England;
11/5/95 at Cleveland; 12/5/04 at
Indianapolis; 9/26/10 at N.Y. Giants)

Lowest Punting Average Allowed (Gross), Season

37.1 (1960)

* Denotes League Record

ALL-TIME TWO-POINT CONVERSIONS

TITANS

| | | | | | | | |
|-------------------------|---|--------------------------|--|-------------------------|--|--------------------------|--|
| 1994 Oilers: 4-7 | | Run 0-0, Pass 4-7 | | 2003 Titans: 3-4 | | Pass 1-2, Run 2-2 | |
| 9/4/94 vs. Ind | Bucky Richardson to Reggie Brown | Good | | 10/5/03 vs. NE | Steve McNair to Tyrone Calico | Good | |
| | Bucky Richardson to Haywood Jeffries | NG | | 12/7/03 vs. Ind | Steve McNair Run | Good | |
| 10/13/94 vs. Cle | Billy Joe Tolliver to Haywood Jeffries | Good | | | Steve McNair to Derrick Mason | NG | |
| 12/11/94 vs. Sea | Billy Joe Tolliver to Haywood Jeffries | Good | | 12/14/03 vs. Buf | Robert Holcombe run | Good | |
| | Billy Joe Tolliver to Todd McNair | NG | | | | | |
| 12/18/94 vs. KC | Billy Joe Tolliver to Webster Slaughter | NG | | 2004 Titans: 1-2 | | Pass 0-1, Run 1-1 | |
| 12/24/94 vs. NYJ | Bucky Richardson to Haywood Jeffries | Good | | 9/26/04 vs. Jax | Steve McNair to Derrick Mason | NG | |
| | | | | 11/21/04 vs. Jax | Steve McNair run | Good | |
| 1995 Oilers: 2-5 | | Run 2-3, Pass 0-2 | | 2005 Titans: 0-1 | | Pass 0-1, Run 0-0 | |
| 10/8/95 vs. Min | Rodney Thomas run | Good | | 10/30/05 vs. Oak | Steve McNair to Chris Brown | NG | |
| 10/22/95 vs. Chi | Chris Chandler run | Good | | | | | |
| 11/12/95 vs. Cin | Will Furrer to Haywood Jeffries | NG | | 2006 Titans: 3-3 | | Run 2-2, Pass 1-1 | |
| 11/19/95 vs. KC | Rich Camarillo to Bruce Matthews | NG | | 9/10/06 vs. NYJ | Travis Henry run | Good | |
| 12/24/95 vs. Buf | Rodney Thomas run | NG | | | Kerry Collins pass to Drew Bennett | Good | |
| | | | | 10/1/06 vs. Dal | Vince Young run | Good | |
| 1996 Oilers: 0-0 | | No Attempts | | 2007 Titans: 0-0 | | No Attempts | |
| None | | | | None | | | |
| 1997 Oilers: 2-4 | | Run 1-3, Pass 1-1 | | 2008 Titans: 1-1 | | Run 0-0, Pass 1-1 | |
| 8/31/97 vs. Oak | Eddie George Run | Good | | 10/27/08 vs. Ind | Kerry Collins pass to Ahmard Hall | Good | |
| 9/28/97 vs. Pitt | Steve McNair to Frank Wycheck | Good | | | | | |
| 11/16/97 vs. Jax | Rodney Thomas run | NG | | 2009 Titans: 1-2 | | Run 1-1, Pass 0-1 | |
| 12/14/97 vs. Bal | Steve McNair run | NG | | 10/4/09 at Jax | Kerry Collins pass to Nate Washington | NG | |
| | | | | | Chris Johnson run | Good | |
| 1998 Oilers: 1-4 | | Pass 0-0, Run 1-4 | | 2010 Titans: 1-2 | | Run 0-0, Pass 1-2 | |
| 9/27/98 vs. Jax | Eddie George run | NG | | 9/19/10 vs. Pit | Kerry Collins pass to Kenny Britt | Good | |
| 10/11/98 vs. Bal | Eddie George run | NG | | 10/31/10 at SD | Vince Young pass incomplete to Chris Johnson | NG | |
| 11/29/98 vs. Sea | Eddie George run | NG | | | | | |
| 12/20/98 vs. GB | Eddie George run | Good | | 2011 Titans: 0-0 | | No Attempts | |
| 1999 Titans: 1-3 | | Pass 1-1, Run 0-2 | | None | | | |
| 10/3/99 vs. SF | Eddie George run | NG | | 2012 Titans: 1-1 | | Run 0-0, Pass 1-1 | |
| 11/28/99 vs. Cle | Frank Wycheck run | NG | | 11/4/12 vs. Chi | Matt Hasselbeck pass to Kenny Britt | Good | |
| 12/5/99 vs. Bal | Steve McNair to Jackie Harris | Good | | | | | |
| 2000 Titans: 0-0 | | No Attempts | | 2013 Titans: 0-0 | | No Attempts | |
| None | | | | None | | | |
| 2001 Titans: 3-4 | | Pass 3-4, Run 0-0 | | 2014 Titans: 0-1 | | Run 0-1, Pass 0-0 | |
| 10/14/01 vs. TB | Steve McNair to Kevin Dyson | Good | | 10/26/14 vs. Hou | Leon Washington run | NG | |
| 10/21/01 vs. Det | Steve McNair to Drew Bennett | Good | | | | | |
| 12/16/01 vs. GB | Steve McNair to Kevin Dyson | NG | | 2015 Titans: 3-5 | | Run 0-1, Pass 3-4 | |
| | Steve McNair to Derrick Mason | Good | | 9/27/15 vs. Ind | Jalston Fowler run | NG | |
| 2002 Titans: 2-6 | | Pass 0-2, Run 2-4 | | 11/8/15 at NO | Marcus Mariota pass to Delanie Walker | Good | |
| 9/8/02 vs. Phi | Steve McNair run | NG | | 11/29/15 vs. Oak | Marcus Mariota pass to Dorial Green-Beckham | Good | |
| | Eddie George run | Good | | 12/13/15 at N.Y. Jets | Marcus Mariota pass to Dexter McCluster | Good | |
| 9/29/02 vs. Oak | Steve McNair to Derrick Mason | NG | | 12/27/15 vs. Hou | Zach Mettenberger pass to Anthony Fasano | NG | |
| | Steve McNair to Frank Wycheck | NG | | | | | |
| | Eddie George run | NG | | | | | |
| 12/1/02 vs. NYG | Steve McNair run | Good | | | | | |

ALL-TIME TWO-POINT CONVERSIONS

TITANS

| | | | | | | | |
|-------------------------|--|--------------------------|--|---|---------------------------------------|--------------------------|--|
| 2016 Titans: 0-5 | | Run 0-0, Pass 0-5 | | 2018 Titans: 0-1 | | Run 0-0, Pass 0-1 | |
| 9/11/16 vs. Min | Marcus Mariota pass to DeMarco Murray | NG | | 10/21/18 at LAC | Marcus Mariota pass to Taywan Taylor | NG | |
| 9/18/16 at Det | Marcus Mariota sacked | NG | | | | | |
| 10/23/16 vs. Ind | Aborted play, Brett Kern pass to Ryan Succop | NG | | 2019 Titans: 1-2 | | Run 1-1, Pass 0-1 | |
| 11/13/16 vs. GB | Marcus Mariota pass to Rishard Matthews | NG | | 11/3/19 at Car | Ryan Tannehill pass to Adam Humphries | NG | |
| 12/18/16 at KC | Marcus Mariota pass incomplete | NG | | 11/10/19 vs. KC | Ryan Tannehill run | Good | |
| 2017 Titans: 0-0 | | Run 0-0, Pass 0-0 | | Titans Overall Two-Point Statistics: 30-63 (47.6%) | | | |
| None | | | | | | | |

OPPONENTS

| | | | | | | | |
|----------------------------|--|--------------------------|--|--|--|--------------------------|--|
| 1994 Opponents: 2-2 | | Run 2-2, Pass 0-0 | | 2006 Opponents: 1-2 | | Run 0-0, Pass 1-2 | |
| 10/13/94 vs. Cle | Tom Tupa Run | Good | | 10/22/06 at Was | Mark Brunell to Santana Moss | Good | |
| 12/4/94 vs. Ari | Ronald Moore Run | Good | | 10/29/06 vs. Hou | Sage Rosenfels to Andre Johnson | NG | |
| 1995 Opponents: 0-2 | | Run 0-0, Pass 0-2 | | 2007 Opponents: 1-1 | | Run 0-0, Pass 1-1 | |
| 11/26/95 vs. Den | John Elway to Shannon Sharpe | NG | | 10/21/07 at Hou | Sage Rosenfels to Andre Davis | Good | |
| 12/17/95 vs. NYJ | Boomer Esiason to Fred Baxter | NG | | | | | |
| 1996 Opponents: 1-3 | | Run 1-1, Pass 0-2 | | 2008 Opponents: 0-1 | | Run 0-1, Pass 0-0 | |
| 9/15/96 vs. Bal | Vinny Testaverde pass | NG | | 9/21/08 vs. Hou | Aborted kick, Matt Turk run | NG | |
| 11/10/96 at NO | Michael Haynes run | Good | | 2009 Opponents: 1-1 | | Run 1-1, Pass 0-0 | |
| 10/13/96 at Atl | Bobby Hebert pass to Roell Preston | NG | | 9/20/09 vs. Mia | Ricky Williams run | Good | |
| 1997 Opponents: 0-1 | | Run 0-0, Pass 0-1 | | 2010 Opponents: 0-2 | | Run 0-2, Pass 0-0 | |
| 10/5/97 vs. Sea | Rick Tuten (kicking form.) bad snap, inc. pass | NG | | 10/31/10 at SD | Aborted kick, Kris Brown run | NG | |
| 1998 Opponents: 4-5 | | Run 0-0, Pass 4-5 | | 11/14/10 at Mia | Ronnie Brown run | NG | |
| 11/1/98 vs. Pit | Kordell Stewart to Charles Johnson | Good | | 2011 Opponents: 0-2 | | Run 0-2, Pass 0-0 | |
| | Mike Tomczak to Charles Johnson | Good | | 12/11/11 vs. NO | Pierre Thomas run | NG | |
| | Mike Tomczak to Will Blackwell | Good | | 1/1/12 at Hou | Snap over Jake Delhomme's head, rec. by Ten. | NG | |
| 11/8/98 vs. TB | Trent Dilfer to Bert Emanuel | NG | | 2012 Opponents: 1-2 | | Run 0-0, Pass 1-2 | |
| 12/26/98 vs. Min | Randall Cunningham to Randy Moss | Good | | 9/23/12 vs. Det | Matthew Stafford pass to Nate Burleson | Good | |
| 1999 Opponents: 4-6 | | Run 0-1, Pass 4-5 | | 12/30/12 vs. Jax | Chad Henne pass incomplete | NG | |
| 9/12/99 vs. Cin | Jeff Blake to Willie Jackson | Good | | 2013 Opponents: 1-1 | | Run 1-1, Pass 0-0 | |
| | Ki-Jana Carter run | NG | | 9/15/13 at Hou | Arian Foster run | Good | |
| | Jeff Blake to Brian Milne | Good | | 2014 Opponents: 0-1 | | Run 0-0, Pass 0-0 | |
| 9/19/99 vs. Cle | Tim Couch Pass incomplete | NG | | 12/14/14 vs. NYJ | Geno Smith pass incomplete | NG | |
| 10/17/99 vs. NO | B.J. Tolliver to Brett Bech | Good | | 2015 Opponents: 0-1 | | Run 0-0, Pass 0-1 | |
| 1/2/00 vs. Pit | Mike Tomczak to Hines Ward | Good | | 12/6/15 vs. Jax | Blake Bortles pass incomplete | NG | |
| 2000 Opponents: 0-0 | | No Attempts | | 2016 Opponents: 1-3 | | Run 1-2, Pass 0-1 | |
| None | | | | 10/16/16 vs. Cle | Cody Kessler pass incomplete | NG | |
| 2001 Opponents: 1-2 | | Run 1-1, Pass 0-1 | | 10/27/16 vs. Jax | Blake Bortles run | Good | |
| 10/7/01 vs. Bal | Elvis Grbac to Brandon Stokley | NG | | 11/13/16 vs. GB | James Starks run | NG | |
| 12/2/01 vs. Cle | Jamel White run | Good | | 2017 Opponents: 0-2 | | Run 0-0, Pass 0-2 | |
| 2002 Opponents: 3-4 | | Run 0-0, Pass 3-4 | | 9/17/17 at Jax | Blake Bortles pass incomplete | NG | |
| 11/3/02 vs. Ind | Peyton Manning to Marvin Harrison | Good | | 9/24/17 vs. Sea | Russell Wilson pass incomplete | NG | |
| 11/17/02 vs. Pit | Kordell Stewart to Dan Kreider | Good | | 2018 Opponents: 0-0 | | No Attempts | |
| | Antwaan Randle El to Hines Ward | Good | | None | | | |
| 12/1/02 vs. NYG | Kerry Collins to Jeremy Shockey | NG | | 2019 Opponents: 2-4 | | Run 0-0, Pass 2-4 | |
| 2003 Opponents: 0-1 | | Run 0-0, Pass 0-1 | | 10/27/19 vs. TB | Jameis Winston pass incomplete | NG | |
| 12/14/03 vs. Buf | Drew Bledsoe to Bernard Shaw | NG | | 10/27/19 vs. TB | Jameis Winston pass to Chris Godwin | Good | |
| 2004 Opponents: 1-2 | | Run 0-0, Pass 1-2 | | 11/24/19 vs. Jax | Nick Foles pass to DJ Chark | Good | |
| 9/26/04 vs. Jax | Byron Leftwich to Reggie Williams | Good | | 11/24/19 vs. Jax | Nick Foles pass incomplete | NG | |
| 1/2/05 vs. Det | Joey Harrington to Roy Williams | NG | | Opponents Overall Statistics: 26-53 (49.1%) | | | |
| 2005 Opponents: 2-2 | | Run 0-0, Pass 2-2 | | | | | |
| 10/11/05 vs. Hou | David Carr to Corey Bradford | Good | | | | | |
| 11/27/05 vs. SF | Ken Dorsey to Terry Jackson | Good | | | | | |

ALL-TIME SHUTOUTS

ALL-TIME DEFENSIVE SHUTOUTS

| Date | Opponent | Score |
|----------|----------------|-------|
| 9/9/61 | Oakland | 55-0 |
| 9/10/66 | Oakland | 31-0 |
| 10/16/66 | New York | 24-0 |
| 10/13/68 | at Boston | 16-0 |
| 9/21/75 | at New England | 7-0 |
| 9/12/76 | Tampa Bay | 20-0 |
| 9/18/77 | NY Jets | 20-0 |
| 11/6/77 | Chicago | 47-0 |
| 12/4/80 | Pittsburgh | 6-0 |
| 10/22/89 | Pittsburgh | 27-0 |
| 9/27/92 | San Diego | 27-0 |
| 9/12/93 | Kansas City | 30-0 |
| 1/2/94 | NY Jets | 24-0 |
| 12/17/00 | at Cleveland | 24-0 |
| 12/25/00 | Dallas | 31-0 |
| 12/16/18 | at NY Giants | 17-0 |

ALL-TIME OPPONENT SHUTOUTS

| Date | Opponent | Score |
|----------|-----------------|-------|
| 12/4/60 | at Dallas | 0-24 |
| 12/1/63 | at San Diego | 0-27 |
| 10/12/69 | at Kansas City | 0-24 |
| 11/2/69 | at Boston | 0-24 |
| 11/1/70 | at St. Louis | 0-44 |
| 9/19/71 | at Cleveland | 0-31 |
| 10/9/72 | Oakland | 0-34 |
| 11/5/72 | at Cleveland | 0-20 |
| 11/25/73 | New England | 0-32 |
| 11/24/74 | Dallas | 0-10 |
| 12/11/76 | Pittsburgh | 0-21 |
| 9/22/85 | at Pittsburgh | 0-20 |
| 11/10/85 | at Buffalo | 0-20 |
| 12/7/86 | at San Diego | 0-27 |
| 11/26/89 | at Kansas City | 0-34 |
| 11/7/99 | at Miami | 0-17 |
| 12/28/08 | at Indianapolis | 0-23 |
| 10/18/09 | at New England | 0-59 |
| 11/28/10 | at Houston | 0-20 |
| 10/14/18 | Baltimore | 0-21 |
| 10/13/19 | at Denver | 0-16 |

GAME-WINNING FIELD GOALS

The franchise has totaled 46 game-winning field goals since 1960, including three playoff game winners. **Rob Bironas** leads the franchise with 11 game-winning field goals, followed by former Oiler/Titan **Al Del Greco** (1991-00). Bironas' 60-yard field goal vs. Indianapolis (12/3/06) ranks as the longest game-winning field goal in franchise history. A game-winning field goal is defined as one that was the final score of the game and gave the kicker's team the lead at any time in the fourth quarter or overtime.

| Date | Opp. | Kicker | Length | Final Score | Date | Opp. | Kicker | Length | Final Score |
|---------------|-----------------|-----------------|-----------|---------------|----------------|---------------------|-----------------|-----------|---------------|
| 10/24/65 | Kansas City | Spikes | 15 | 38-36 | 10/14/01 | Tampa Bay | Nedney | 49 | 31-28* |
| 10/31/65 | at Buffalo | Blanda | 8 | 19-17 | 10/21/01 | at Detroit | Nedney | 46 | 27-24 |
| 10/26/69 | Denver | Gerela | 22 | 24-21 | 12/22/01 | at Oakland | Nedney | 21 | 13-10 |
| 12/1/74 | at Pittsburgh | Butler | 34 | 13-10 | 12/01/02 | at N.Y. Giants | Nedney | 38 | 32-29* |
| 9/17/78 | San Francisco | Fritsch | 19 | 20-19 | 1/11/03 | Pittsburgh | Nedney | 26 | 34-31* |
| 10/1/78 | at Cleveland | Fritsch | 19 | 16-13 | 1/3/04 | at Baltimore | Anderson | 46 | 20-17 |
| 9/23/79 | at Cincinnati | Fritsch | 29 | 30-27* | 12/11/05 | Houston | Bironas | 21 | 13-10 |
| 10/28/79 | N.Y. Jets | Fritsch | 35 | 27-24* | 10/15/06 | at Washington | Bironas | 30 | 25-22 |
| 9/28/80 | at Cincinnati | Fritsch | 29 | 13-10 | 11/26/06 | N.Y. Giants | Bironas | 49 | 24-21 |
| 12/2/84 | Pittsburgh | Cooper | 30 | 23-20* | 12/3/06 | Indianapolis | Bironas | 60 | 20-17 |
| 11/3/85 | Kansas City | Zendejas | 38 | 23-20 | 12/24/06 | at Buffalo | Bironas | 30 | 30-29 |
| 11/24/85 | San Diego | Zendejas | 51 | 37-35 | 10/21/07 | at Houston | Bironas | 29 | 38-36 |
| 1/3/88 | Seattle | Zendejas | 42 | 23-20* | 11/2/08 | Green Bay | Bironas | 41 | 19-16* |
| 9/4/88 | at Indianapolis | Zendejas | 35 | 17-14* | 11/23/09 | at Houston | Bironas | 53 | 20-17 |
| 11/13/89 | Cincinnati | Zendejas | 28 | 26-24 | 12/20/09 | Miami | Bironas | 46 | 27-24* |
| 11/10/91 | Dallas | Del Greco | 23 | 26-23* | 9/23/12 | Detroit | Bironas | 26 | 44-41* |
| 9/20/92 | Kansas City | Del Greco | 39 | 23-20* | 10/11/12 | Pittsburgh | Bironas | 40 | 26-23 |
| 12/12/93 | Cleveland | Del Greco | 25 | 19-17 | 12/18/16 | at Kansas City | Succop | 53 | 19-17 |
| 10/6/96 | at Cincinnati | Del Greco | 49 | 30-27* | 10/22/17 | at Cleveland | Succop | 47 | 12-9* |
| 8/31/97 | Oakland | Del Greco | 33 | 24-21* | 9/16/18 | Houston | Succop | 31 | 20-17 |
| 12/13/98 | at Jacksonville | Del Greco | 41 | 16-13 | 9/23/18 | at Jacksonville | Succop | 28 | 9-6 |
| 9/12/99 | Cincinnati | Del Greco | 33 | 36-35 | | | | | |
| 9/10/00 | Kansas City | Del Greco | 36 | 17-14* | | | | | |
| 11/5/00 | Pittsburgh | Del Greco | 29 | 9-7 | | | | | |
| 12/3/00 | at Philadelphia | Del Greco | 50 | 15-13 | | | | | |

*Overtime games

Playoff games in **bold**

ALL-TIME RETURN TOUCHDOWNS

INTERCEPTION RETURN TOUCHDOWNS

| Yards | Player | Date | Opp | Result |
|-------|-----------------------|------------|---------|----------|
| 99 | Cortland Finnegan | 9/21/2008 | Hou | W, 31-12 |
| 98 | Darryll Lewis | 10/22/1995 | @ Chi | L, 32-35 |
| 97 | Jordan Babineaux | 10/2/2011 | @ Cle | W, 31-13 |
| 95 | Willie Alexander | 9/25/1977 | @ GB | W, 16-10 |
| 95 | Pete Jaquess | 9/19/1964 | Oak | W, 42-28 |
| 90 | Mark Johnston | 10/27/1963 | KC | W, 28-7 |
| 87 | Perry Phenix | 11/12/2000 | Bal | L, 23-24 |
| 83 | Michael Griffin | 12/21/2008 | Pit | W, 31-14 |
| 83 | Adam Jones | 12/17/2006 | Jax | W, 24-17 |
| 81 | Samari Rolle | 10/30/2000 | @ Was | W, 27-21 |
| 79 | Zach Brown | 12/30/2012 | Jax | W, 38-20 |
| 76 | Vincent Fuller | 10/7/2007 | Atl | W, 20-13 |
| 75 | Vernon Perry | 1/6/1980 | @ Pit * | L, 13-27 |
| 73 | Eugene Seale | 10/4/1987 | @ Den | W, 40-10 |
| 66 | Ken Houston | 9/14/1968 | @ Mia | W, 24-10 |
| 62 | Blaine Bishop | 11/5/1995 | @ Cle | W, 37-10 |
| 62 | Miller Farr | 11/26/1967 | NE | W, 27-6 |
| 61 | Chris Hope | 12/17/2006 | Jax | W, 24-17 |
| 61 | Vincent Fuller | 9/24/2007 | @ NO | W, 31-14 |
| 60 | Rocky Boiman | 9/28/2003 | @ Pit | W, 30-13 |
| 58 | Bubba McDowell | 1/3/1993 | @ Buf * | L, 38-41 |
| 56 | Malcolm Butler | 12/22/2018 | Was | W, 25-16 |
| 52 | Lamar Lathon | 9/8/1991 | @ Cin | W, 30-7 |
| 52 | Miller Farr | 12/7/1968 | Buf | W, 35-6 |
| 52 | Reynaldo Hill | 10/30/2005 | Oak | L, 25-34 |
| 51 | Andre Dyson | 10/12/2003 | Hou | W, 38-17 |
| 51 | Ken Houston | 10/5/1969 | Buf | W, 28-14 |
| 51 | Miller Farr | 10/15/1967 | @ NYJ | T, 28-28 |
| 51 | Zeke Moore | 10/20/1969 | @ NYJ | L, 17-26 |
| 49 | Eddie Robinson | 11/12/1995 | Cin | L, 25-32 |
| 49 | Colin McCarthy | 11/11/2012 | @ Mia | W, 37-3 |
| 48 | Ken Houston | 10/31/1971 | Cin | W, 10-6 |
| 47 | Darryll Lewis | 9/19/1993 | @ SD | L, 17-18 |
| 47 | Darryll Lewis | 11/2/1997 | Jax | L, 24-30 |
| 45 | Benny Nelson | 9/19/1964 | Oak | W, 42-28 |
| 45 | Vincent Fuller | 12/13/2009 | STL | W, 47-7 |
| 44 | Steve Brown | 9/4/1988 | @ Ind | W, 17-14 |
| 43 | Ken Houston | 10/15/1967 | @ NYJ | T, 28-28 |
| 42 | Donald Mitchell | 10/17/1999 | @ NO | W, 24-21 |
| 41 | Cortland Finnegan | 10/24/2010 | Phi | W, 37-19 |
| 40 | Will Witherspoon | 12/9/2012 | @ Ind | L, 23-27 |
| 40 | Larry Carwell | 11/17/1968 | Den | W, 38-17 |
| 40 | Miller Farr | 12/7/1968 | Buf | W, 35-6 |
| 39 | Denard Walker | 10/26/1997 | @ Ari | W, 41-14 |
| 39 | Cortland Finnegan | 11/8/2009 | @ SF | W, 34-27 |
| 39 | Miller Farr | 10/1/1967 | Den | W, 10-6 |
| 38 | Malcolm Butler | 9/8/2019 | @ Cle | W, 43-13 |
| 38 | Bo Orlando | 12/19/1993 | @ Pit | W, 26-17 |
| 37 | Lamont Thompson | 9/11/2004 | @ Mia | W, 17-7 |
| 36 | Cris Dishman | 12/4/1994 | Ari | L, 12-30 |
| 36 | Darryll Lewis | 9/29/1996 | @ Pit | L, 16-30 |
| 36 | Domingo Bryant | 12/18/1988 | @ Cle | L, 23-28 |
| 35 | Ken Houston | 12/19/1971 | SD | W, 49-33 |
| 34 | J.C. Wilson | 9/30/1979 | Cle | W, 31-10 |
| 33 | Darryll Lewis | 10/20/1991 | @ Mia | W, 17-13 |
| 32 | Peter Sirmon | 12/22/2002 | @ Jax | W, 28-10 |
| 31 | Roderick Hood | 11/15/2009 | Buf | W, 41-17 |
| 31 | Gene Babb | 11/11/1962 | @ Oak | W, 28-20 |
| 30 | Zach Brown | 12/30/2012 | Jax | W, 38-20 |
| 30 | Richard Johnson | 10/14/1990 | Cin | W, 48-17 |
| 30 | Ken Houston | 12/23/1967 | @ Mia | W, 41-10 |
| 29 | Ken Houston | 12/19/1971 | SD | W, 49-33 |
| 28 | Don Floyd | 12/2/1962 | Den | W, 34-17 |
| 27 | Lonnie Marts | 11/1/1998 | @ Pit | W, 41-31 |
| 26 | Coty Sensabaugh | 9/13/2015 | @ TB | W, 42-14 |
| 26 | Vincent Fuller | 11/15/2009 | Buf | W, 41-17 |
| 26 | Bubba McDowell | 12/7/1992 | Chi | W, 24-7 |
| 25 | Bob Atkins | 12/19/1971 | SD | W, 49-33 |
| 24 | Randall Godfrey | 10/22/2000 | @ Bal | W, 14-6 |

| Yards | Player | Date | Opp | Result |
|-------|--------------------|------------|-------|----------|
| 24 | Rich Coady | 12/16/2002 | NE | W, 24-7 |
| 23 | Jim Norton | 10/22/1967 | @ KC | W, 24-19 |
| 23 | Marqueston Huff | 12/7/2014 | NYG | L, 7-36 |
| 23 | Alterraun Verner | 9/15/2013 | @ Hou | L, 24-30 |
| 22 | Ken Houston | 12/15/1968 | NE | W, 45-17 |
| 22 | Zeke Moore | 11/3/1974 | @ NYJ | W, 27-22 |
| 22 | Steve Jackson | 10/17/1993 | @ NE | W, 28-14 |
| 22 | Jayon Brown | 12/30/2018 | Ind | L, 17-33 |
| 21 | Brad Kassell | 9/18/2005 | Bal | W, 25-10 |
| 20 | Chuck Cecil | 10/8/1995 | @ Min | L, 17-23 |
| 17 | Ken Houston | 12/12/1971 | @ Buf | W, 20-14 |
| 17 | Johnny Baker | 9/27/1964 | @ Den | W, 38-17 |
| 16 | Andre Dyson | 9/22/2002 | Cle | L, 28-31 |
| 15 | Fred Glick | 9/14/1963 | Den | W, 20-14 |
| 15 | Dave Ball | 11/27/2008 | @ Det | W, 47-10 |
| 11 | Andre Dyson | 11/9/2003 | Mia | W, 31-7 |
| 8 | Keith Bulluck | 12/25/2000 | Dal | W, 31-0 |
| 1 | Joe Bowden | 11/8/1998 | @ TB | W, 31-22 |

* Postseason

FUMBLE RETURN TOUCHDOWNS

| Yards | Player | Date | Opp | Result |
|-------|----------------------|------------|-------|----------|
| 96 | C.L. Whittington | 10/3/1976 | @ NO | W, 31-26 |
| 93 | Robert Lyles | 10/19/1986 | @ Cin | L, 28-31 |
| 92 | Cortland Finnegan | 12/17/2006 | Jax | W, 24-17 |
| 83 | Denard Walker | 1/2/2000 | @ Pit | W, 47-36 |
| 80 | Marcus Robertson | 9/5/1993 | @ NO | L, 21-33 |
| 77 | Jason McCourty | 10/13/2013 | @ Sea | L, 13-20 |
| 72 | Alterraun Verner | 9/23/2012 | Det | W, 44-41 |
| 72 | Terry Kinard | 12/9/1990 | Cle | W, 58-14 |
| 70 | Al Smith | 12/8/1991 | Pit | W, 31-6 |
| 68 | Ken Houston | 9/26/1971 | KC | L, 16-20 |
| 66 | Zeke Moore | 11/13/1977 | @ Oak | L, 29-34 |
| 62 | Jason McCourty | 11/30/2014 | @ Hou | L, 21-45 |
| 61 | Keith Bulluck | 11/3/2002 | @ Ind | W, 23-15 |
| 61 | Samari Rolle | 12/21/2003 | @ Hou | W, 27-24 |
| 58 | Cris Dishman | 9/12/1993 | KC | W, 30-0 |
| 55 | Robert Lyles | 12/6/1987 | SD | W, 33-18 |
| 53 | Rashaan Evans | 11/10/2019 | KC | W, 35-32 |
| 48 | Willie Germany | 9/21/1975 | @ NE | W, 7-0 |
| 46 | Jayon Brown | 12/8/2019 | @ Oak | W, 42-21 |
| 43 | John Corker | 12/14/1980 | @ GB | W, 22-3 |
| 42 | Marcus Robertson | 11/27/1997 | @ Dal | W, 27-14 |
| 41 | Johnny Peacock | 12/20/1970 | @ Dal | L, 10-52 |
| 40 | Tony Brown | 10/29/2006 | Hou | W, 28-22 |
| 39 | Keith Bulluck | 1/2/2005 | Det | W, 24-19 |
| 38 | Curley Culp | 9/28/1975 | SD | W, 33-17 |
| 38 | Elvin Bethea | 10/27/1974 | @ Cin | W, 34-21 |
| 38 | Tom Domres | 11/16/1969 | @ Den | T, 20-20 |
| 34 | Gregg Bingham | 11/6/1977 | Chi | W, 47-0 |
| 32 | Keith Bulluck | 10/19/2003 | @ Car | W, 37-17 |
| 30 | Henry Ford | 12/25/2000 | Dal | W, 31-0 |
| 27 | Marcus Robertson | 11/23/1997 | Buf | W, 31-14 |
| 27 | Antwan Odom | 11/20/2005 | Jax | L, 28-31 |
| 27 | Johnny Peacock | 12/6/1969 | NYJ | L, 26-34 |
| 25 | Antwan Odom | 9/25/2005 | @ STL | L, 27-31 |
| 25 | Keith Bostic | 11/25/1984 | @ Cle | L, 10-27 |
| 20 | Jesse Baker | 10/14/1979 | @ Bal | W, 28-16 |
| 19 | Garland Boyette | 11/28/1971 | Cle | L, 24-37 |
| 19 | Cris Dishman | 10/6/1991 | Den | W, 42-14 |
| 19 | Mike Dumas | 9/1/1991 | Oak | W, 47-17 |
| 16 | Keith Bulluck | 11/19/2006 | @ Phi | W, 31-13 |
| 15 | Johnny Meads | 9/6/1992 | Pit | L, 24-29 |
| 14 | Jevon Kearse | 1/2/2000 | @ Pit | W, 47-36 |
| 14 | Bobby Myers | 9/9/2001 | Mia | L, 23-31 |
| 12 | Doug Cline | 11/12/1961 | NE | W, 27-15 |
| 12 | Joe Bowden | 10/18/1998 | Cin | W, 44-14 |
| 10 | William Fuller | 11/26/1992 | @ Det | W, 24-21 |
| 8# | Mike Munchak | 9/14/1986 | Cle | L, 20-23 |

ALL-TIME RETURN TOUCHDOWNS

| Yards | Player | Date | Opp | Result |
|-------|------------------------|------------|-------|----------|
| 8 | Ray Childress | 11/11/1992 | @ Pit | L, 20-21 |
| 7 | Doug Cline | 9/10/1966 | Oak | W, 31-0 |
| 5 | Greg Stemrick | 10/9/1977 | Pit | W, 27-10 |
| 4 | Wesley Woodyard | 12/24/2017 | LAR | L, 23-27 |
| 3 | Wesley Woodyard | 12/6/2015 | Jax | W, 42-39 |
| 0 | DaQuan Jones | 1/1/2017 | Hou | W, 24-17 |
| 0 | Karl Klug | 9/29/2013 | NYJ | W, 38-13 |
| 0# | Erron Kinney | 12/28/2003 | TB | W, 33-13 |
| 0 | Michael Roan | 11/15/1998 | Pit | W, 23-14 |
| 0 | Ray Childress | 12/5/1993 | Atl | W, 33-17 |
| 0 | Jeff Donaldson | 9/21/1986 | @ KC | L, 13-27 |
| 0 | Mike Reinfeldt | 9/19/1982 | Sea | W, 23-21 |
| 0 | Doug Cline | 11/26/1961 | Den | W, 45-14 |

Own fumble recovery (all others opponent fumble recoveries)

PUNT RETURN TOUCHDOWNS

| Yards | Player | Date | Opp | Result |
|-------|------------------|------------|-------|----------|
| 90 | Adam Jones | 11/19/2006 | @ Phi | W, 31-13 |
| 87 | Billy Johnson | 10/16/1977 | Cle | L, 23-24 |
| 87 | Marc Mariani | 11/21/2010 | Was | L, 16-19 |
| 83 | Billy Johnson | 11/16/1975 | Mia | W, 20-19 |
| 82 | Bobby Jancik | 12/20/1964 | Den | W, 34-15 |
| 81 | Adam Jones | 12/31/2006 | NE | L, 23-40 |
| 81 | Darius Reynaud | 12/30/2012 | Jax | W, 38-20 |
| 79 | Marc Mariani | 11/13/2011 | @ Car | W, 30-3 |
| 78 | Ernest Givins | 12/11/1994 | Sea | L, 14-16 |
| 72 | Billy Johnson | 12/11/1977 | @ Cle | W, 19-15 |
| 69 | Darius Reynaud | 12/30/2012 | Jax | W, 38-20 |
| 69 | Ronnie Coleman | 10/24/1976 | Cin | L, 7-27 |
| 69 | Derrick Mason | 10/30/2000 | @ Was | W, 27-21 |
| 65 | Tommie Campbell | 9/23/2012 | Det | W, 44-41 |
| 65 | Derrick Mason | 11/28/1999 | @ Cle | W, 33-21 |
| 63 | Billy Johnson | 10/5/1975 | Cin | L, 19-21 |
| 58 | Justin McCareins | 11/23/2003 | @ Atl | W, 38-31 |
| 53 | Adam Jones | 10/29/2006 | Hou | W, 28-22 |
| 52 | Billy Johnson | 10/26/1975 | Det | W, 24-8 |
| 52 | Adam Jones | 12/11/2005 | Hou | W, 13-10 |
| 23 | Don Floyd | 12/13/1964 | NYJ | W, 33-17 |

KICKOFF RETURN TOUCHDOWNS

| Yards | Player | Date | Opp | Result |
|-------|----------------|------------|-------|----------|
| 105 | Darius Reynaud | 9/23/2012 | Det | W, 44-41 |
| 104 | Ken Hall | 10/23/1960 | @ NYJ | W, 42-28 |
| 103 | Bob Gresham | 9/23/1973 | @ Cin | L, 10-24 |
| 101 | Derrick Mason | 11/18/2001 | @ Cin | W, 20-7 |
| 98 | Marc Mariani | 10/3/2010 | Den | L, 20-26 |

| Yards | Player | Date | Opp | Result |
|-------|------------------------|------------|---------|----------|
| 97 | Carl Roaches | 9/18/1983 | Pit | L, 28-40 |
| 96 | Carl Roaches | 10/4/1981 | Cin | W, 17-10 |
| 95 | Willie Tullis | 9/6/1981 | @ LAR | W, 27-20 |
| 94 | Darius Jennings | 9/9/2018 | @ Mia | L, 20-27 |
| 93 | Steve Brown | 12/11/1983 | Cle | W, 34-27 |
| 93 | Ode Burrell | 11/29/1964 | NE | L, 17-34 |
| 92 | Zeke Moore | 10/22/1967 | @ KC | W, 24-19 |
| 90 | Lorenzo White | 12/4/1988 | Pit | L, 34-37 |
| 88 | Billy Cannon | 12/18/1960 | NE | W, 37-21 |
| 84 | Tommie Campbell | 11/27/2011 | TB | W, 23-17 |
| 81 | Billy Johnson | 10/12/1975 | @ Cle | W, 40-10 |
| 80 | Derrick Mason | 1/23/2000 | @ Jax * | W, 33-14 |
| 75 | Billy Johnson | 11/6/1977 | Chi | W, 47-0 |
| 75 | Kevin Dyson | 1/8/2000 | Buf * | W, 22-16 |

* Postseason

BLOCKED PUNTS RETURNED FOR TOUCHDOWNS

| Yards | Player | Date | Opp | Result |
|-------|-----------------|------------|-------|----------|
| 26 | Donald Mitchell | 10/7/2001 | @ Bal | L, 7-26 |
| 20 | Mike Akiu | 10/27/1985 | @ STL | W, 20-10 |
| 14 | Larry Eaglin | 10/7/1973 | LAR | L, 26-31 |
| 10 | Cris Dishman | 10/2/1988 | @ Phi | L, 23-32 |
| 7 | Cris Dishman | 9/24/1989 | Buf | L, 41-47 |
| 0 | Norm Evans | 11/28/1965 | @ KC | L, 21-52 |
| 0 | Larry Onesti | 12/18/1965 | @ NE | L, 14-42 |
| 0 | Ward Walsh | 10/15/1972 | @ Pit | L, 7-24 |
| 0 | Eugene Seale | 11/13/1989 | Cin | W, 26-24 |
| 0 | Bubba McDowell | 10/6/1991 | Den | W, 42-14 |
| 0 | Keith Bulluck | 9/14/2008 | @ Cin | W, 24-7 |
| 0 | Patrick Bailey | 10/30/2011 | Ind | W, 27-10 |

BLOCKED/MISSED FIELD GOALS RETURNED FOR TOUCHDOWNS

| Yards | Player | Date | Opp | Result |
|-------|------------------|------------|-------|----------|
| 71 | Ken Houston | 10/15/1967 | @ NYJ | T, 28-28 |
| 69 | Donald Mitchell | 10/21/2001 | @ Det | W, 27-24 |
| 63 | Tye Smith | 12/1/2019 | @ Ind | W, 31-17 |
| 62 | Mark Johnston | 11/26/1961 | Den | W, 45-14 |
| 58 | Tony Banfield | 12/9/1962 | Oak | W, 32-17 |

TOP PERFORMANCES: 100-YARD RUSHING GAMES

| Yards | Player | Date | Opp | Att | Avg | TD |
|-------|----------------------|----------|-----|-----|------|----|
| 238 | Derrick Henry | 12/06/18 | Jac | 17 | 14.0 | 4 |
| 228 | Chris Johnson | 11/01/09 | Jac | 24 | 9.5 | 2 |
| 216 | Billy Cannon | 12/10/61 | NYT | 25 | 8.6 | 3 |
| 216 | Eddie George | 08/31/97 | Oak | 35 | 6.2 | 1 |
| 211 | Derrick Henry | 12/29/19 | Hou | 32 | 6.6 | 3 |
| 206 | Earl Campbell | 11/16/80 | Chi | 31 | 6.6 | 0 |
| 203 | Earl Campbell | 10/19/80 | TB | 33 | 6.2 | 0 |
| 203 | Earl Campbell | 12/21/80 | Min | 29 | 7.0 | 1 |
| 202 | Earl Campbell | 10/26/80 | Cin | 27 | 7.5 | 2 |
| 199 | Earl Campbell | 11/20/78 | Mia | 28 | 7.1 | 4 |
| 199 | Eddie George | 12/09/99 | Oak | 28 | 7.1 | 2 |
| 197 | Chris Johnson | 09/20/09 | Hou | 16 | 12.3 | 2 |
| 195 | Earl Campbell | 11/22/79 | Dal | 33 | 5.9 | 2 |
| 195 | Chris Johnson | 10/21/12 | Buf | 18 | 10.8 | 2 |
| 194 | Gary Brown | 11/21/93 | Cle | 34 | 5.7 | 1 |
| 190 | Chris Johnson | 11/27/11 | TB | 23 | 8.3 | 0 |

| Yards | Player | Date | Opp | Att | Avg | TD |
|-------|----------------------|----------|-----|-----|-----|----|
| 188 | Derrick Henry | 11/10/19 | KC | 23 | 8.2 | 2 |
| 186 | Earl Campbell | 10/11/81 | Sea | 39 | 4.8 | 2 |
| 183 | Hoyle Granger | 12/04/66 | SD | 19 | 9.6 | 0 |
| 182 | Earl Campbell | 10/04/81 | Cin | 37 | 4.9 | 1 |
| 181 | Earl Campbell | 12/14/80 | GB | 36 | 5.0 | 2 |
| 181 | Eddie George | 10/08/00 | Cin | 36 | 5.0 | 1 |
| 179 | Sid Blanks | 12/13/64 | NYJ | 21 | 8.5 | 3 |
| 178 | Earl Campbell | 10/12/80 | KC | 38 | 4.7 | 1 |
| 178 | Travis Henry | 10/15/06 | Was | 32 | 5.6 | 1 |
| 176 | Eddie George | 12/17/00 | Cle | 34 | 5.2 | 3 |
| 175 | Chris Brown | 09/09/07 | Jac | 19 | 9.2 | 0 |
| 170 | Derrick Henry | 12/16/18 | NYG | 33 | 5.2 | 2 |
| 168 | Chris Johnson | 10/19/08 | KC | 18 | 9.3 | 1 |
| 167 | Eddie George | 10/16/00 | Jac | 29 | 5.8 | 1 |
| 166 | Gary Brown | 11/14/93 | Cin | 26 | 6.4 | 1 |
| 166 | Earl Campbell | 09/02/79 | Was | 32 | 5.2 | 2 |

TOP PERFORMANCES: 100-YARD RUSHING GAMES

| Yards | Player | Date | Opp | Att | Avg | TD | Yards | Player | Date | Opp | Att | Avg | TD |
|-------|----------------------|----------|-----|-----|------|----|-------|-----------------------|----------|-----|-----|------|----|
| 160 | Hoyle Granger | 12/23/67 | Mia | 21 | 7.6 | 1 | 125 | Chris Johnson | 09/26/10 | NYG | 32 | 3.9 | 2 |
| 159 | Derrick Henry | 11/24/19 | Jax | 19 | 8.5 | 2 | 125 | Eddie George | 10/01/00 | NYG | 35 | 3.6 | 1 |
| 158 | Earl Campbell | 09/23/79 | Cin | 34 | 4.6 | 1 | 125 | Eddie George | 10/19/97 | Was | 31 | 4.0 | 2 |
| 157 | Earl Campbell | 11/02/80 | Den | 36 | 4.4 | 2 | 125 | Chris Johnson | 11/27/08 | Det | 16 | 7.8 | 2 |
| 156 | Lorenzo White | 11/21/94 | NYG | 27 | 5.8 | 0 | 125 | Lorenzo White | 11/26/90 | Buf | 18 | 6.9 | 1 |
| 155 | Eddie George | 10/17/99 | NO | 28 | 5.5 | 0 | 124 | Hoyle Granger | 11/26/67 | BPA | 22 | 5.6 | 1 |
| 154 | Chris Johnson | 11/29/09 | Ari | 18 | 8.6 | 1 | 123 | Earl Campbell | 09/04/83 | GB | 27 | 4.6 | 3 |
| 153 | Eddie George | 11/01/98 | Pit | 34 | 4.5 | 1 | 123 | Ronnie Coleman | 09/15/74 | SD | 21 | 5.9 | 0 |
| 153 | Chris Johnson | 12/04/11 | Buf | 23 | 6.7 | 2 | 123 | Eddie George | 11/14/99 | Cin | 29 | 4.2 | 2 |
| 152 | Chris Brown | 09/19/04 | Ind | 26 | 5.8 | 1 | 123 | Travis Henry | 10/08/06 | Ind | 19 | 6.5 | 0 |
| 152 | Eddie George | 10/06/96 | Cin | 26 | 5.8 | 1 | 123 | DeMarco Murray | 10/27/16 | Jax | 21 | 5.9 | 1 |
| 151 | Chris Johnson | 11/23/09 | Hou | 29 | 5.2 | 0 | 123 | DeMarco Murray | 11/13/16 | GB | 17 | 7.2 | 1 |
| 150 | Chris Johnson | 11/03/13 | StL | 23 | 6.5 | 2 | 122 | Earl Campbell | 09/06/81 | LAN | 27 | 4.5 | 0 |
| 150 | Mike Rozier | 09/20/87 | Buf | 29 | 5.2 | 1 | 122 | Earl Campbell | 11/26/78 | Cin | 27 | 4.5 | 0 |
| 149 | Derrick Henry | 12/01/19 | Ind | 26 | 5.7 | 1 | 122 | Eddie George | 11/09/97 | NYG | 32 | 3.8 | 1 |
| 149 | Earl Campbell | 10/14/79 | Bal | 22 | 6.8 | 3 | 122 | Mike Rozier | 11/29/87 | Ind | 26 | 4.7 | 0 |
| 149 | Rob Carpenter | 11/27/77 | KC | 14 | 10.6 | 0 | 122 | Chris Johnson | 12/17/12 | NYJ | 21 | 5.8 | 1 |
| 149 | LenDale White | 10/19/08 | KC | 17 | 8.8 | 3 | 121 | Eddie George | 10/11/98 | Bal | 30 | 4.0 | 0 |
| 149 | Lorenzo White | 10/11/92 | Cin | 25 | 6.0 | 0 | 121 | Herman Hunter | 10/11/87 | Cle | 28 | 4.3 | 0 |
| 148 | Chris Brown | 10/11/04 | GB | 27 | 5.5 | 2 | 121 | DeMarco Murray | 10/09/16 | Mia | 27 | 4.5 | 0 |
| 147 | Chris Brown | 10/31/04 | Cin | 32 | 4.6 | 1 | 120 | Earl Campbell | 11/05/79 | Mia | 32 | 3.8 | 0 |
| 145 | Billy Cannon | 12/17/61 | Oak | 21 | 6.9 | 1 | 120 | Rob Carpenter | 11/13/77 | Oak | 19 | 6.3 | 0 |
| 144 | Allen Pinkett | 09/01/91 | LAA | 26 | 5.5 | 1 | 119 | Fred Willis | 11/12/72 | Phi | 21 | 5.7 | 0 |
| 144 | Mike Rozier | 10/25/87 | Atl | 29 | 5.0 | 1 | 118 | Billy Cannon | 11/05/61 | Den | 11 | 10.7 | 1 |
| 143 | Joe Dawkins | 11/22/70 | Cle | 22 | 6.5 | 2 | 117 | Chris Johnson | 11/14/10 | Mia | 17 | 6.9 | 1 |
| 143 | Eddie George | 09/08/96 | Jac | 17 | 8.4 | 1 | 117 | Chris Johnson | 12/13/09 | StL | 28 | 4.2 | 2 |
| 143 | Travis Henry | 11/19/06 | Phi | 18 | 7.9 | 1 | 117 | Larry Moriarty | 11/11/84 | KC | 29 | 4.0 | 0 |
| 142 | Earl Campbell | 09/19/82 | Sea | 30 | 4.7 | 1 | 116 | Eddie George | 10/05/97 | Sea | 26 | 4.5 | 0 |
| 142 | Earl Campbell | 09/25/83 | Buf | 30 | 4.7 | 1 | 116 | Lorenzo White | 12/09/90 | Cle | 18 | 6.4 | 4 |
| 142 | Ronnie Coleman | 09/12/76 | TB | 25 | 5.7 | 0 | 116 | Lorenzo White | 12/07/92 | Chi | 21 | 5.5 | 1 |
| 142 | Hoyle Granger | 11/12/67 | Den | 22 | 6.5 | 0 | 115 | Eddie George | 11/23/03 | Atl | 26 | 4.4 | 1 |
| 142 | Skip Hicks | 12/16/01 | GB | 17 | 8.4 | 1 | 115 | DeMarco Murray | 09/24/17 | Sea | 14 | 8.2 | 1 |
| 142 | Chris Johnson | 12/25/09 | SD | 21 | 6.8 | 1 | 115 | Lorenzo White | 12/03/89 | Pit | 23 | 5.0 | 1 |
| 142 | Chris Johnson | 09/12/10 | Oak | 27 | 5.3 | 2 | 114 | Gary Brown | 12/25/93 | SF | 19 | 6.0 | 0 |
| 142 | Charley Tolar | 09/23/62 | SD | 18 | 7.9 | 1 | 114 | Rob Carpenter | 09/21/80 | Bal | 24 | 4.8 | 1 |
| 141 | Woody Campbell | 12/03/67 | Mia | 18 | 7.8 | 1 | 114 | Ronnie Coleman | 10/23/77 | Pit | 26 | 4.4 | 0 |
| 141 | Eddie George | 12/01/96 | NYJ | 28 | 5.0 | 2 | 114 | DeMarco Murray | 09/25/16 | Oak | 16 | 7.1 | 1 |
| 141 | Mike Rozier | 10/09/88 | KC | 27 | 5.2 | 0 | 114 | Dave Smith | 10/14/62 | NYT | 20 | 5.7 | 1 |
| 141 | Chris Johnson | 09/30/12 | Hou | 25 | 5.6 | 0 | 113 | Eddie George | 11/28/99 | Cle | 26 | 4.3 | 2 |
| 141 | Chris Johnson | 11/04/12 | Chi | 16 | 8.8 | 1 | 113 | Eddie George | 10/13/02 | Jac | 31 | 3.6 | 1 |
| 139 | Hoyle Granger | 12/14/69 | BPA | 25 | 5.6 | 0 | 113 | Chris Johnson | 12/06/09 | Ind | 27 | 4.2 | 0 |
| 138 | Earl Campbell | 12/04/83 | Mia | 28 | 4.9 | 1 | 113 | LenDale White | 12/09/07 | SD | 30 | 3.8 | 1 |
| 138 | Hoyle Granger | 10/01/67 | Den | 20 | 6.9 | 0 | 112 | Ode Burrell | 11/28/65 | KC | 14 | 8.0 | 2 |
| 138 | Larry Moriarty | 11/18/84 | NYJ | 23 | 6.0 | 1 | 112 | Earl Campbell | 11/18/79 | Cin | 19 | 5.9 | 2 |
| 137 | Earl Campbell | 09/03/78 | Atl | 15 | 9.1 | 1 | 112 | Ronnie Coleman | 09/28/75 | SD | 16 | 7.0 | 1 |
| 137 | Eddie George | 10/25/98 | Chi | 21 | 6.5 | 0 | 112 | Mike Rozier | 11/15/87 | Pit | 29 | 3.9 | 0 |
| 136 | Chris Johnson | 12/07/08 | Cle | 19 | 7.2 | 1 | 112 | Marcus Mariota | 12/6/15 | Jax | 9 | 12.4 | 1 |
| 135 | Travis Henry | 12/24/06 | Buf | 25 | 5.4 | 0 | 111 | Hoyle Granger | 12/03/67 | Mia | 25 | 4.4 | 1 |
| 135 | Chris Johnson | 11/08/09 | SF | 25 | 5.4 | 2 | 111 | Chris Johnson | 10/18/10 | Jax | 26 | 4.3 | 1 |
| 134 | Earl Campbell | 12/16/79 | Phi | 16 | 8.4 | 1 | 111 | Chris Johnson | 12/09/10 | Hou | 22 | 5.0 | 1 |
| 134 | Eddie George | 11/19/00 | Cle | 36 | 3.7 | 3 | 110 | Ronnie Coleman | 10/12/75 | Cle | 14 | 7.9 | 0 |
| 134 | Eddie George | 11/08/98 | TB | 27 | 5.0 | 1 | 110 | Eddie George | 11/27/97 | Dal | 34 | 3.2 | 0 |
| 134 | Chris Johnson | 01/03/10 | Sea | 36 | 3.7 | 2 | 110 | Charley Tolar | 11/04/62 | DLT | 24 | 4.6 | 0 |
| 133 | LenDale White | 10/28/07 | Oak | 25 | 5.3 | 0 | 109 | Gary Brown | 12/12/93 | Cle | 23 | 4.7 | 0 |
| 132 | Chris Johnson | 11/15/09 | Buf | 26 | 5.1 | 2 | 109 | Earl Campbell | 12/10/79 | Pit | 33 | 3.3 | 0 |
| 131 | Derrick Henry | 10/16/17 | Ind | 19 | 6.9 | 1 | 109 | Earl Campbell | 11/30/80 | Cle | 27 | 4.0 | 1 |
| 131 | Chris Johnson | 10/10/10 | Dal | 19 | 6.9 | 2 | 109 | Eddie George | 10/13/96 | Atl | 23 | 4.7 | 0 |
| 131 | Earl Campbell | 09/16/79 | KC | 32 | 4.1 | 1 | 109 | Derrick Henry | 12/03/17 | Hou | 11 | 9.9 | 1 |
| 130 | Earl Campbell | 11/10/80 | NE | 30 | 4.3 | 2 | 109 | Chris Johnson | 09/14/08 | Cin | 19 | 5.7 | 0 |
| 130 | Earl Campbell | 12/11/83 | Cle | 32 | 4.1 | 1 | 109 | Charley Tolar | 09/09/62 | Buf | 17 | 6.4 | 1 |
| 130 | Earl Campbell | 10/16/83 | Min | 29 | 4.5 | 1 | 108 | Earl Campbell | 12/02/79 | Cle | 22 | 4.9 | 1 |
| 130 | Eddie George | 12/30/01 | Cle | 26 | 5.0 | 2 | 108 | Rodney Thomas | 11/05/95 | Cle | 17 | 6.4 | 0 |
| 130 | Chris Johnson | 11/13/11 | Car | 27 | 4.8 | 1 | 107 | Earl Campbell | 11/11/79 | Oak | 32 | 3.3 | 1 |
| 130 | Chris Johnson | 12/19/10 | Hou | 24 | 5.4 | 1 | 107 | Earl Campbell | 09/10/78 | KC | 22 | 4.9 | 2 |
| 130 | Chris Johnson | 11/21/10 | Was | 21 | 6.2 | 0 | 107 | Earl Campbell | 11/13/83 | Det | 28 | 3.8 | 0 |
| 129 | Eddie George | 12/14/97 | Bal | 26 | 5.0 | 0 | 107 | Eddie George | 10/18/98 | Cin | 25 | 4.3 | 0 |
| 128 | Chris Johnson | 10/18/09 | NE | 17 | 7.5 | 0 | 107 | Hoyle Granger | 12/16/67 | SD | 27 | 4.0 | 1 |
| 127 | Sid Blanks | 09/19/64 | Oak | 6 | 21.2 | 0 | 107 | Don Hardeman | 09/28/75 | SD | 27 | 4.0 | 1 |
| 127 | Chris Johnson | 12/29/13 | Hou | 27 | 4.7 | 1 | 107 | Travis Henry | 11/12/06 | Bal | 27 | 4.0 | 1 |
| 126 | Mike Rozier | 12/11/88 | Cin | 22 | 5.7 | 3 | 107 | Roy Hopkins | 10/26/69 | Den | 14 | 7.6 | 2 |
| 126 | Chris Johnson | 11/11/12 | Mia | 23 | 5.5 | 1 | 107 | DeMarco Murray | 10/23/16 | Ind | 25 | 4.3 | 1 |

TOP PERFORMANCES: 100-YARD RUSHING GAMES

| Yards | Player | Date | Opp | Att | Avg | TD | Yards | Player | Date | Opp | Att | Avg | TD |
|-------|----------------------|----------|-----|-----|------|----|-------|----------------------|----------|-----|-----|-----|----|
| 107 | Dave Smith | 10/30/60 | Buf | 12 | 8.9 | 0 | 102 | Eddie George | 12/29/02 | Hou | 25 | 4.1 | 1 |
| 107 | Charley Tolar | 12/15/62 | NYT | 29 | 3.7 | 1 | 102 | Travis Henry | 12/31/06 | NE | 21 | 4.9 | 0 |
| 106 | Earl Campbell | 09/15/80 | Cle | 18 | 5.9 | 0 | 102 | Larry Moriarty | 12/09/84 | LAN | 24 | 4.3 | 1 |
| 106 | Eddie George | 10/27/02 | Cin | 21 | 5.0 | 0 | 101 | Chris Brown | 09/26/04 | Jac | 23 | 4.4 | 1 |
| 106 | Eddie George | 09/07/97 | Mia | 23 | 4.6 | 1 | 101 | Gary Brown | 09/03/95 | Jac | 29 | 3.5 | 0 |
| 106 | Eddie George | 10/12/97 | Cin | 30 | 3.5 | 0 | 101 | Earl Campbell | 10/09/83 | Den | 19 | 5.3 | 1 |
| 106 | LenDale White | 11/27/08 | Det | 23 | 4.6 | 2 | 101 | Woody Campbell | 11/12/67 | Den | 16 | 6.3 | 1 |
| 105 | Earl Campbell | 10/15/78 | Buf | 19 | 5.5 | 0 | 101 | Ronnie Coleman | 11/27/77 | KC | 15 | 6.7 | 0 |
| 105 | Billy Cannon | 11/06/60 | Den | 16 | 6.6 | 0 | 101 | Eddie George | 12/03/00 | Phi | 32 | 3.2 | 0 |
| 105 | Charley Tolar | 11/11/62 | Oak | 28 | 3.8 | 1 | 101 | Eddie George | 12/16/02 | NE | 31 | 3.3 | 0 |
| 104 | Chris Brown | 12/05/04 | Ind | 19 | 5.5 | 0 | 101 | Hoyle Granger | 09/09/67 | KC | 13 | 7.8 | 1 |
| 104 | Earl Campbell | 10/08/78 | Oak | 25 | 4.2 | 0 | 101 | Chris Johnson | 10/02/11 | Cle | 23 | 4.4 | 0 |
| 104 | Hoyle Granger | 11/09/69 | Cin | 15 | 6.9 | 0 | 101 | Allen Pinkett | 09/08/91 | Cin | 21 | 4.8 | 1 |
| 104 | Hoyle Granger | 12/15/68 | BPA | 18 | 5.8 | 2 | 101 | Charley Tolar | 09/09/61 | Oak | 18 | 5.6 | 1 |
| 104 | Chris Johnson | 12/20/09 | Mia | 29 | 3.6 | 0 | 101 | Butch Woolfolk | 11/03/85 | KC | 14 | 7.2 | 1 |
| 104 | Dave Smith | 09/11/60 | Oak | 19 | 5.5 | 1 | 100 | Chris Brown | 09/11/04 | Mia | 16 | 6.3 | 0 |
| 104 | Rodney Thomas | 11/26/95 | Den | 13 | 8.0 | 1 | 100 | Gary Brown | 12/19/93 | Pit | 20 | 5.0 | 0 |
| 104 | LenDale White | 10/21/07 | Hou | 27 | 3.9 | 1 | 100 | Eddie George | 09/21/03 | NO | 29 | 3.4 | 1 |
| 103 | Derrick Henry | 12/08/19 | Oak | 18 | 5.7 | 2 | 100 | Eddie George | 09/20/98 | NE | 23 | 4.3 | 0 |
| 103 | Billy Cannon | 12/15/62 | NYT | 9 | 11.4 | 1 | 100 | Derrick Henry | 09/29/19 | Atl | 27 | 3.7 | 0 |
| 103 | Mike Rozier | 12/27/87 | Cin | 20 | 5.2 | 0 | 100 | Paul Robinson | 12/16/73 | Cin | 20 | 5.0 | 1 |
| 103 | LenDale White | 12/23/07 | NYJ | 23 | 4.5 | 0 | 100 | Mike Rozier | 09/04/88 | Ind | 25 | 4.0 | 1 |
| 102 | Earl Campbell | 10/29/78 | Cin | 18 | 5.7 | 0 | 100 | LenDale White | 11/04/07 | Car | 31 | 3.2 | 1 |
| 102 | Eddie George | 12/26/99 | Jac | 26 | 3.9 | 0 | 100 | Lorenzo White | 09/06/92 | Pit | 13 | 7.7 | 0 |

TOP PERFORMANCES: 300-YARD PASSING GAMES

| Yards | Player | Date | Opp | Att | Cmp | Pct | TD | Int | Rate | Yards | Player | Date | Opp | Att | Cmp | Pct | TD | Int | Rate |
|-------|-----------------------|----------|-----|-----|-----|------|----|-----|-------|-------|-----------------------|----------|-----|-----|-----|------|----|-----|-------|
| 527 | Warren Moon | 12/16/90 | KC | 45 | 27 | 60.0 | 3 | 0 | 123.1 | 343 | Steve McNair | 11/27/05 | SF | 41 | 23 | 56.1 | 3 | 1 | 97.9 |
| 492 | Billy Volek | 12/19/04 | Oak | 60 | 40 | 66.7 | 4 | 1 | 107.1 | 343 | Warren Moon | 11/04/90 | LAN | 43 | 26 | 60.5 | 1 | 2 | 74.1 |
| 464 | George Blanda | 10/29/61 | Buf | 32 | 18 | 56.3 | 4 | 4 | 101.0 | 342 | George Blanda | 12/22/63 | Oak | 32 | 20 | 62.5 | 5 | 2 | 112.2 |
| 457 | Jacky Lee | 10/13/61 | BPA | 41 | 27 | 65.9 | 2 | 2 | 99.3 | 342 | Warren Moon | 10/25/92 | Cin | 40 | 27 | 67.5 | 2 | 1 | 100.2 |
| 432 | Warren Moon | 11/10/91 | Dal | 56 | 41 | 73.2 | 0 | 0 | 95.2 | 342 | Warren Moon | 12/05/93 | Atl | 42 | 24 | 57.1 | 1 | 0 | 91.6 |
| 426 | Billy Volek | 12/13/04 | KC | 43 | 29 | 67.4 | 4 | 0 | 130.6 | 341 | Steve McNair | 09/12/99 | Cin | 32 | 21 | 65.6 | 3 | 1 | 119.4 |
| 423 | Warren Moon | 10/13/91 | NYJ | 50 | 35 | 70.0 | 2 | 2 | 92.3 | 340 | Lynn Dickey | 11/04/73 | Bal | 32 | 22 | 68.8 | 3 | 2 | 108.9 |
| 421 | Steve McNair | 10/12/03 | Hou | 27 | 18 | 66.7 | 3 | 0 | 146.8 | 339 | Warren Moon | 12/15/85 | Cle | 48 | 22 | 45.8 | 2 | 2 | 66.2 |
| 418 | George Blanda | 11/19/61 | NYT | 32 | 20 | 62.5 | 7 | 1 | 132.8 | 338 | Pete Beathard | 11/16/69 | Den | 41 | 20 | 48.8 | 1 | 1 | 75.1 |
| 414 | Warren Moon | 12/23/89 | Cle | 51 | 32 | 62.7 | 2 | 1 | 93.1 | 338 | Cody Carlson | 11/26/92 | Det | 33 | 24 | 72.7 | 1 | 2 | 90.2 |
| 413 | Pete Beathard | 09/09/68 | KC | 48 | 23 | 47.9 | 2 | 3 | 65.7 | 338 | Warren Moon | 09/24/89 | Buf | 42 | 28 | 66.7 | 1 | 2 | 79.3 |
| 402 | Ryan Fitzpatrick | 12/15/13 | Ari | 58 | 36 | 62.1 | 4 | 2 | 91.3 | 334 | Steve McNair | 11/25/01 | Pit | 37 | 23 | 62.2 | 2 | 2 | 87.0 |
| 399 | Warren Moon | 11/17/91 | Cle | 44 | 31 | 70.5 | 3 | 1 | 111.8 | 334 | Steve McNair | 12/01/02 | NYG | 43 | 30 | 69.8 | 3 | 0 | 115.8 |
| 398 | Steve McNair | 09/29/02 | Oak | 46 | 32 | 69.6 | 2 | 4 | 74.4 | 334 | Warren Moon | 10/06/91 | Den | 31 | 19 | 61.3 | 2 | 1 | 106.1 |
| 398 | Warren Moon | 10/05/86 | Det | 38 | 21 | 55.3 | 1 | 3 | 67.7 | 334 | Billy Volek | 11/14/04 | Chi | 44 | 27 | 61.4 | 2 | 1 | 90.5 |
| 397 | Warren Moon | 09/09/90 | Atl | 52 | 31 | 59.6 | 4 | 2 | 93.2 | 331 | Jacky Lee | 11/25/60 | BPA | 38 | 21 | 55.3 | 1 | 0 | 93.2 |
| 393 | George Blanda | 11/01/64 | Buf | 68 | 37 | 54.4 | 1 | 3 | 58.0 | 331 | Ryan Tannehill | 11/03/19 | Car | 39 | 27 | 69.2 | 1 | 2 | 82.3 |
| 391 | Ryan Tannehill | 12/08/19 | Oak | 27 | 21 | 77.8 | 3 | 1 | 140.4 | 330 | Cody Carlson | 12/13/92 | GB | 36 | 25 | 69.4 | 0 | 2 | 75.0 |
| 388 | Ken Stabler | 11/23/80 | NYJ | 51 | 33 | 64.7 | 4 | 4 | 81.2 | 330 | Warren Moon | 12/08/85 | NYG | 47 | 26 | 55.3 | 2 | 2 | 73.9 |
| 387 | Vince Young | 11/29/09 | Ari | 43 | 27 | 62.8 | 1 | 0 | 99.7 | 330 | Warren Moon | 09/06/92 | Pit | 45 | 29 | 64.4 | 2 | 5 | 61.6 |
| 386 | George Blanda | 09/16/62 | BPA | 36 | 20 | 55.6 | 3 | 4 | 81.3 | 329 | Dan Pastorini | 10/17/76 | SD | 39 | 25 | 64.1 | 3 | 1 | 105.6 |
| 381 | Warren Moon | 10/28/90 | NYJ | 43 | 30 | 69.8 | 1 | 0 | 104.9 | 329 | Don Trull | 11/13/66 | BPA | 45 | 23 | 51.1 | 3 | 0 | 97.4 |
| 378 | Jake Locker | 09/23/12 | Det | 42 | 29 | 69.0 | 2 | 0 | 113.0 | 328 | George Blanda | 11/06/64 | BPA | 44 | 20 | 45.5 | 2 | 1 | 76.7 |
| 377 | Gifford Nielsen | 12/20/81 | Pit | 37 | 24 | 64.9 | 3 | 2 | 103.1 | 327 | Warren Moon | 11/29/87 | Ind | 44 | 24 | 54.5 | 3 | 2 | 82.3 |
| 371 | Marcus Mariota | 11/08/15 | NO | 39 | 28 | 71.8 | 4 | 0 | 135.7 | 326 | Jake Locker | 10/20/13 | SF | 41 | 25 | 61.0 | 2 | 1 | 92.1 |
| 369 | Warren Moon | 10/14/90 | Cin | 33 | 21 | 63.6 | 5 | 1 | 128.7 | 324 | Warren Moon | 11/24/91 | Pit | 48 | 24 | 50.0 | 2 | 5 | 46.2 |
| 369 | Warren Moon | 11/07/93 | Sea | 55 | 36 | 65.5 | 2 | 2 | 81.6 | 322 | Warren Moon | 11/18/90 | Cle | 32 | 24 | 75.0 | 5 | 0 | 146.1 |
| 367 | Marcus Mariota | 09/27/15 | Ind | 44 | 27 | 61.4 | 2 | 2 | 84.2 | 321 | Warren Moon | 10/18/92 | Den | 39 | 23 | 59.0 | 2 | 1 | 91.9 |
| 366 | George Blanda | 11/13/60 | LAC | 55 | 31 | 56.4 | 3 | 4 | 64.7 | 320 | Ryan Fitzpatrick | 11/24/13 | Oak | 42 | 30 | 71.4 | 2 | 0 | 109.2 |
| 365 | Warren Moon | 09/09/84 | Ind | 43 | 23 | 53.5 | 0 | 0 | 82.0 | 317 | Warren Moon | 10/15/89 | Chi | 26 | 16 | 61.5 | 2 | 2 | 97.8 |
| 364 | Warren Moon | 12/22/85 | Ind | 40 | 22 | 55.0 | 2 | 2 | 81.7 | 315 | Warren Moon | 09/08/91 | Cin | 37 | 22 | 59.5 | 1 | 1 | 84.9 |
| 361 | Warren Moon | 09/13/92 | Ind | 39 | 29 | 74.4 | 2 | 0 | 119.7 | 315 | Jerry Rhome | 12/13/70 | Cin | 54 | 27 | 50.0 | 2 | 2 | 65.0 |
| 360 | Steve McNair | 10/05/03 | NE | 45 | 23 | 51.1 | 0 | 1 | 68.8 | 314 | Pete Beathard | 10/20/69 | NYJ | 47 | 23 | 48.9 | 1 | 3 | 51.2 |
| 358 | Matt Hasselbeck | 09/18/11 | Bal | 42 | 30 | 71.4 | 1 | 1 | 95.1 | 313 | Marcus Mariota | 11/06/16 | SD | 43 | 27 | 62.8 | 3 | 2 | 88.6 |
| 356 | Warren Moon | 10/21/84 | SF | 33 | 25 | 75.8 | 2 | 2 | 105.1 | 312 | George Blanda | 10/25/64 | SD | 37 | 22 | 59.5 | 1 | 2 | 73.3 |
| 355 | Warren Moon | 09/30/90 | SD | 46 | 27 | 58.7 | 2 | 1 | 88.6 | 312 | Ryan Tannehill | 10/20/19 | LAC | 29 | 23 | 79.3 | 2 | 1 | 120.1 |
| 355 | Neil O'Donnell | 10/03/99 | SF | 40 | 20 | 50.0 | 2 | 1 | 87.0 | 311 | Matt Hasselbeck | 09/25/11 | Den | 36 | 27 | 75.0 | 2 | 0 | 119.1 |
| 354 | Dan Pastorini | 10/20/74 | StL | 40 | 26 | 65.0 | 1 | 0 | 101.5 | 310 | Steve McNair | 12/18/05 | Sea | 38 | 23 | 60.5 | 2 | 0 | 104.1 |
| 352 | Chris Chandler | 09/24/95 | Cin | 26 | 23 | 88.5 | 4 | 0 | 158.3 | 310 | Warren Moon | 11/09/86 | Cin | 44 | 25 | 56.8 | 1 | 0 | 86.4 |
| 351 | George Blanda | 12/03/61 | SD | 33 | 20 | 60.6 | 4 | 1 | 123.9 | 310 | Warren Moon | 09/26/93 | LAN | 42 | 19 | 45.2 | 1 | 2 | 58.6 |
| 350 | George Blanda | 12/17/61 | Oak | 31 | 18 | 58.1 | 4 | 2 | 110.2 | 310 | Warren Moon | 09/13/87 | LAN | 43 | 21 | 48.8 | 2 | 2 | 68.9 |
| 350 | Matt Hasselbeck | 12/24/11 | Jac | 40 | 24 | 60.0 | 1 | 2 | 76.0 | 310 | Neil O'Donnell | 09/19/99 | Cle | 40 | 31 | 77.5 | 1 | 0 | 107.3 |
| 348 | Archie Manning | 09/04/83 | GB | 34 | 22 | 64.7 | 1 | 2 | 83.9 | 309 | Jake Locker | 12/02/12 | Hou | 45 | 21 | 46.7 | 1 | 3 | 49.2 |
| 345 | Zach Mettenberger | 11/23/14 | Phi | 39 | 20 | 51.3 | 2 | 1 | 88.1 | 308 | George Blanda | 09/22/63 | NYJ | 37 | 25 | 67.6 | 1 | 2 | 79.6 |
| 345 | Warren Moon | 11/05/89 | Det | 38 | 30 | 78.9 | 2 | 1 | 111.1 | 308 | George Blanda | 11/07/65 | Oak | 60 | 27 | 45.0 | 2 | 3 | 51.3 |
| 344 | Marcus Mariota | 09/30/18 | Phi | 43 | 30 | 69.8 | 2 | 1 | 99.4 | 308 | Steve McNair | 12/08/96 | Jac | 37 | 24 | 64.9 | 1 | 1 | 88.6 |

TOP PERFORMANCES: 300-YARD PASSING GAMES

| Yards | Player | Date | Opp | Att | Cmp | Pct | TD | Int | Rate |
|-------|-----------------------|----------|-----|-----|-----|------|----|-----|-------|
| 308 | Warren Moon | 09/23/90 | Ind | 39 | 29 | 74.4 | 3 | 1 | 111.9 |
| 306 | Marcus Mariota | 11/16/17 | Pit | 33 | 22 | 66.7 | 1 | 4 | 66.8 |
| 306 | Marcus Mariota | 10/16/17 | Ind | 32 | 23 | 71.9 | 1 | 1 | 99.2 |
| 306 | Warren Moon | 12/16/84 | Cle | 31 | 19 | 61.3 | 0 | 0 | 94.3 |
| 305 | Vince Young | 11/19/07 | Den | 41 | 26 | 63.4 | 1 | 2 | 73.7 |
| 304 | George Blanda | 10/24/65 | KC | 33 | 19 | 57.6 | 5 | 0 | 128.0 |
| 304 | Marcus Mariota | 09/19/19 | Jax | 40 | 23 | 57.5 | 0 | 0 | 81.7 |
| 304 | Warren Moon | 10/26/86 | LAA | 46 | 18 | 39.1 | 0 | 4 | 26.0 |
| 303 | George Blanda | 09/25/66 | Buf | 54 | 23 | 42.6 | 2 | 5 | 34.7 |
| 303 | Marcus Mariota | 11/26/18 | Hou | 23 | 22 | 95.7 | 2 | 0 | 147.7 |
| 303 | Warren Moon | 12/02/84 | Pit | 45 | 27 | 60.0 | 1 | 3 | 59.8 |

| Yards | Player | Date | Opp | Att | Cmp | Pct | TD | Int | Rate |
|-------|----------------|----------|-----|-----|-----|------|----|-----|-------|
| 302 | Steve McNair | 12/09/01 | Min | 33 | 25 | 75.8 | 2 | 0 | 123.5 |
| 300 | George Blanda | 10/02/66 | Den | 37 | 15 | 40.5 | 5 | 2 | 86.7 |
| 300 | Archie Manning | 09/18/83 | Pit | 35 | 16 | 45.7 | 1 | 4 | 45.8 |
| 300 | Warren Moon | 11/26/90 | Buf | 22 | 16 | 72.7 | 2 | 0 | 145.1 |
| 300 | Kerry Collins | 01/02/11 | Ind | 39 | 28 | 71.8 | 2 | 0 | 111.1 |

TOP PERFORMANCES: 100-YARD RECEIVING GAMES

| Yards | Player | Date | Opp | Rec | Avg | TD |
|-------|-----------------------|----------|-----|-----|------|----|
| 272 | Charlie Hennigan | 10/13/61 | BPA | 13 | 20.9 | 1 |
| 245 | Haywood Jeffries | 12/16/90 | KC | 9 | 27.2 | 1 |
| 233 | Drew Bennett | 12/13/04 | KC | 12 | 19.4 | 3 |
| 232 | Charlie Hennigan | 10/29/61 | Buf | 9 | 25.8 | 2 |
| 225 | Kenny Britt | 10/24/10 | Phi | 7 | 32.1 | 3 |
| 214 | Charlie Hennigan | 12/03/61 | SD | 10 | 21.4 | 3 |
| 210 | Drew Hill | 12/22/85 | Ind | 9 | 23.3 | 2 |
| 202 | Charlie Hennigan | 09/16/62 | BPA | 8 | 25.3 | 2 |
| 197 | Tim Smith | 09/04/83 | GB | 8 | 24.6 | 1 |
| 188 | Charlie Hennigan | 09/27/64 | Den | 11 | 17.1 | 0 |
| 186 | Charlie Hennigan | 09/22/63 | NYJ | 9 | 20.7 | 1 |
| 186 | Haywood Jeffries | 10/13/91 | NYJ | 13 | 14.3 | 0 |
| 186 | Derrick Mason | 01/06/02 | Cin | 9 | 20.7 | 2 |
| 185 | Drew Hill | 11/09/86 | Cin | 10 | 18.5 | 0 |
| 182 | Charley Frazier | 09/19/65 | BPA | 6 | 30.3 | 2 |
| 182 | Bill Groman | 11/20/60 | Den | 3 | 60.7 | 2 |
| 181 | Charlie Hennigan | 11/29/64 | BPA | 12 | 15.1 | 0 |
| 180 | Ken Burrough | 11/06/77 | Chi | 6 | 30.0 | 2 |
| 179 | Mike Montgomery | 10/20/74 | StL | 9 | 19.9 | 1 |
| 177 | Ken Burrough | 11/02/75 | KC | 7 | 25.3 | 2 |
| 177 | Derrick Mason | 10/12/03 | Hou | 6 | 29.5 | 3 |
| 171 | Bill Groman | 11/25/60 | BPA | 9 | 19.0 | 1 |
| 169 | Jared Cook (TE) | 12/24/11 | Jac | 8 | 21.1 | 1 |
| 167 | Tim Smith | 12/16/84 | Cle | 7 | 23.9 | 0 |
| 162 | Kevin Dyson | 09/12/99 | Cin | 9 | 18.0 | 2 |
| 161 | Corey Davis | 09/30/18 | Phi | 9 | 17.9 | 1 |
| 160 | Drew Bennett | 12/19/04 | Oak | 13 | 12.3 | 2 |
| 160 | Charlie Hennigan | 11/01/64 | Buf | 12 | 13.3 | 0 |
| 159 | Tim Smith | 09/16/84 | SD | 5 | 31.8 | 1 |
| 158 | Charley Frazier | 11/13/66 | BPA | 6 | 26.3 | 2 |
| 156 | Ernest Givins | 11/16/86 | Pit | 8 | 19.5 | 1 |
| 155 | Delanie Walker | 11/23/14 | Phi | 5 | 31.0 | 0 |
| 155 | Ernest Givins | 10/05/86 | Det | 5 | 31.0 | 0 |
| 155 | Bill Groman | 11/06/60 | Den | 7 | 22.1 | 2 |
| 154 | Charley Frazier | 10/02/66 | Den | 5 | 30.8 | 3 |
| 153 | A.J. Brown | 12/08/19 | Oak | 5 | 30.6 | 2 |
| 152 | Bill Groman | 11/19/61 | NYT | 5 | 30.4 | 3 |
| 151 | Ernest Givins | 10/06/91 | Den | 5 | 30.2 | 0 |
| 150 | Dave Casper (TE) | 11/30/80 | Cle | 7 | 21.4 | 1 |
| 150 | Bill Groman | 12/18/60 | BPA | 7 | 21.4 | 0 |
| 150 | Jerry LeVias | 11/16/69 | Den | 7 | 21.4 | 1 |
| 150 | Tim Smith | 12/11/83 | Cle | 7 | 21.4 | 2 |
| 150 | Kendall Wright | 12/15/13 | Ari | 12 | 12.5 | 0 |
| 148 | Drew Bennett | 11/14/04 | Chi | 6 | 24.7 | 1 |
| 148 | Drew Hill | 10/30/88 | Was | 9 | 16.4 | 3 |
| 147 | Justin Gage | 11/16/08 | Jac | 4 | 36.8 | 2 |
| 147 | Chris Sanders | 11/26/95 | Den | 5 | 29.4 | 2 |
| 147 | Tim Smith | 09/25/83 | Buf | 11 | 13.4 | 0 |
| 145 | Ken Burrough | 11/03/74 | NYJ | 7 | 20.7 | 0 |
| 145 | Charlie Hennigan | 09/09/62 | Buf | 10 | 14.5 | 2 |
| 145 | Charlie Hennigan | 10/25/64 | SD | 8 | 18.1 | 2 |
| 144 | Drew Hill | 11/17/91 | Cle | 11 | 13.1 | 2 |
| 143 | Kenny Britt | 12/09/12 | Ind | 8 | 17.9 | 0 |
| 143 | Charley Frazier | 11/06/64 | BPA | 9 | 15.9 | 1 |
| 143 | Charlie Joiner | 12/13/70 | Cin | 6 | 23.8 | 2 |

| Yards | Player | Date | Opp | Rec | Avg | TD |
|-------|-----------------------|----------|-----|-----|------|----|
| 143 | Yancey Thigpen | 10/03/99 | SF | 6 | 23.8 | 1 |
| 142 | Delanie Walker | 09/14/14 | Dal | 10 | 14.2 | 1 |
| 141 | Drew Hill | 12/23/89 | Cle | 10 | 14.1 | 2 |
| 140 | Bill Groman | 10/16/60 | DLT | 10 | 14.0 | 1 |
| 139 | Dave Casper (TE) | 12/20/81 | Pit | 6 | 23.2 | 3 |
| 139 | Willard Dewveall (TE) | 11/25/62 | SD | 3 | 46.3 | 2 |
| 139 | Drew Hill | 11/13/88 | Sea | 8 | 17.4 | 1 |
| 139 | Haywood Jeffries | 11/28/93 | Pit | 7 | 19.9 | 1 |
| 138 | Charlie Hennigan | 10/17/64 | NYJ | 8 | 17.3 | 1 |
| 138 | Drew Hill | 10/26/86 | LAA | 7 | 19.7 | 0 |
| 138 | Billy Johnson | 12/18/77 | Cin | 6 | 23.0 | 1 |
| 137 | Willard Dewveall (TE) | 12/22/63 | Oak | 7 | 19.6 | 2 |
| 137 | Derrick Mason | 12/14/03 | Buf | 9 | 15.2 | 0 |
| 136 | Kenny Britt | 09/11/11 | Jax | 5 | 27.2 | 2 |
| 136 | Ken Burrough | 10/17/76 | SD | 5 | 27.2 | 2 |
| 135 | A.J. Brown | 11/24/19 | Jax | 4 | 33.8 | 1 |
| 135 | Kenny Britt | 09/18/11 | Bal | 9 | 15.0 | 1 |
| 135 | Webster Slaughter | 11/07/93 | Sea | 9 | 15.0 | 1 |
| 134 | Bill Groman | 11/05/61 | Den | 3 | 44.7 | 2 |
| 134 | Drew Hill | 11/29/87 | Ind | 7 | 19.1 | 2 |
| 133 | Curtis Duncan | 10/18/92 | Den | 5 | 26.6 | 0 |
| 133 | Charlie Hennigan | 09/14/63 | Den | 4 | 33.3 | 0 |
| 133 | Derrick Mason | 12/01/03 | NYJ | 11 | 12.1 | 1 |
| 132 | Drew Hill | 10/27/85 | StL | 6 | 22.0 | 1 |
| 132 | Alvin Reed (TE) | 10/27/68 | Buf | 4 | 33.0 | 2 |
| 132 | Kendall Wright | 11/30/14 | Hou | 7 | 18.9 | 1 |
| 131 | Sid Blanks (RB) | 09/12/64 | SD | 13 | 10.1 | 0 |
| 131 | Nate Washington | 09/22/13 | SD | 8 | 16.4 | 0 |
| 130 | Curtis Duncan | 11/18/90 | Cle | 7 | 18.6 | 1 |
| 130 | Charlie Hennigan | 10/17/65 | Den | 7 | 18.6 | 0 |
| 130 | Butch Woolfolk (RB) | 12/01/85 | Cin | 9 | 14.4 | 1 |
| 130 | Nate Washington | 12/11/11 | NO | 6 | 21.7 | 1 |
| 129 | Ken Burrough | 12/21/75 | Cle | 5 | 25.8 | 1 |
| 129 | Mac Haik | 12/07/68 | Buf | 6 | 21.5 | 1 |
| 129 | Drew Hill | 12/01/85 | Cin | 7 | 18.4 | 0 |
| 129 | Drew Hill | 10/27/91 | Cin | 6 | 21.5 | 1 |
| 128 | Kenny Britt | 12/19/10 | Hou | 6 | 21.3 | 0 |
| 128 | Kenny Britt | 11/29/09 | Ari | 7 | 18.3 | 1 |
| 128 | Charley Frazier | 09/25/66 | Buf | 6 | 21.3 | 1 |
| 128 | Ernest Givins | 10/08/89 | NE | 5 | 25.6 | 0 |
| 128 | Drew Hill | 10/15/89 | Chi | 5 | 25.6 | 1 |
| 128 | Mike Holston | 12/20/81 | Pit | 5 | 25.6 | 0 |
| 127 | Billy Parks | 11/04/73 | Bal | 5 | 25.4 | 1 |
| 127 | Chris Sanders | 12/08/96 | Jac | 7 | 18.1 | 0 |
| 126 | Ernest Givins | 11/22/87 | Cle | 3 | 42.0 | 1 |
| 125 | Corey Davis | 11/11/18 | NE | 7 | 17.9 | 1 |
| 125 | Tim Smith | 12/15/85 | Cle | 7 | 17.9 | 1 |
| 124 | Drew Bennett | 12/05/04 | Ind | 3 | 41.3 | 3 |
| 124 | A.J. Brown | 12/29/19 | Hou | 4 | 31.0 | 1 |
| 124 | Delanie Walker | 11/13/16 | GB | 9 | 13.8 | 1 |
| 124 | Oliver Williams | 10/18/87 | NE | 9 | 13.8 | 1 |
| 124 | Roydell Williams | 10/21/07 | Hou | 5 | 24.8 | 0 |
| 124 | Butch Woolfolk (RB) | 10/06/85 | Den | 8 | 15.5 | 1 |
| 123 | Ken Burrough | 11/18/79 | Cin | 6 | 20.5 | 0 |
| 123 | Bill Groman | 10/22/61 | DLT | 4 | 30.8 | 2 |

TOP PERFORMANCES: 100-YARD RECEIVING GAMES

| Yards | Player | Date | Opp | Rec | Avg | TD | Yards | Player | Date | Opp | Rec | Avg | TD |
|-------|----------------------|----------|-----|-----|------|----|-------|-----------------------|----------|-----|-----|------|----|
| 123 | Charlie Hennigan | 12/17/61 | Oak | 5 | 24.6 | 0 | 109 | Justin Hunter | 11/24/13 | Oak | 6 | 18.2 | 1 |
| 123 | Charlie Hennigan | 11/19/61 | NYT | 8 | 15.4 | 1 | 109 | Derrick Mason | 09/08/02 | Phi | 7 | 15.6 | 0 |
| 123 | Charlie Hennigan | 09/28/63 | Buf | 8 | 15.4 | 3 | 109 | Delanie Walker | 11/19/15 | Jac | 8 | 13.6 | 0 |
| 123 | Drew Hill | 09/23/90 | Ind | 10 | 12.3 | 0 | 108 | Willard Dewveall (TE) | 12/17/61 | Oak | 3 | 36.0 | 2 |
| 123 | Webster Slaughter | 12/24/94 | NYJ | 8 | 15.4 | 0 | 108 | Ernest Givins | 09/11/88 | LAA | 9 | 12.0 | 1 |
| 122 | Ken Burrough | 12/19/71 | SD | 4 | 30.5 | 1 | 108 | Ernest Givins | 12/14/86 | Min | 6 | 18.0 | 1 |
| 122 | Billy Cannon (RB) | 11/19/61 | NYT | 7 | 17.4 | 3 | 108 | Ronnie Harmon (RB) | 11/10/96 | NO | 7 | 15.4 | 1 |
| 122 | Charlie Hennigan | 12/08/63 | BPA | 9 | 13.6 | 2 | 108 | Charlie Hennigan | 10/22/61 | DLT | 4 | 27.0 | 1 |
| 122 | Haywood Jeffries | 11/24/91 | Pit | 8 | 15.3 | 1 | 108 | Webster Slaughter | 12/05/93 | Atl | 8 | 13.5 | 1 |
| 122 | Jerry LeVias | 10/26/69 | Den | 4 | 30.5 | 1 | 108 | Tim Smith | 12/02/84 | Pit | 7 | 15.4 | 0 |
| 122 | Derrick Mason | 12/02/01 | Cle | 3 | 40.7 | 2 | 107 | Ken Burrough | 10/10/76 | Den | 5 | 21.4 | 0 |
| 122 | Rishard Matthews | 11/20/16 | Ind | 9 | 13.6 | 0 | 107 | Billy Cannon (RB) | 12/02/62 | Den | 5 | 21.4 | 2 |
| 122 | Alvin Reed (TE) | 09/29/68 | Oak | 8 | 15.3 | 0 | 107 | Ernest Givins | 09/26/93 | LAN | 3 | 35.7 | 1 |
| 121 | Derrick Mason | 12/19/04 | Oak | 9 | 13.4 | 1 | 107 | Drew Hill | 11/15/87 | Pit | 4 | 26.8 | 1 |
| 120 | Dave Casper (TE) | 12/21/80 | Min | 7 | 17.1 | 1 | 107 | Derrick Mason | 12/16/01 | GB | 8 | 13.4 | 1 |
| 120 | Tim Smith | 12/08/85 | NYG | 7 | 17.1 | 1 | 107 | Alvin Reed (TE) | 09/09/68 | KC | 4 | 26.8 | 0 |
| 120 | Butch Woolfolk (RB) | 09/08/85 | Mia | 3 | 40.0 | 1 | 107 | Tim Smith | 11/11/84 | KC | 8 | 13.4 | 0 |
| 119 | Charley Frazier | 11/20/66 | Buf | 4 | 29.8 | 1 | 107 | Damian Williams | 11/13/11 | Car | 5 | 21.4 | 1 |
| 119 | Ernest Givins | 12/18/88 | Cle | 6 | 19.8 | 0 | 106 | Drew Bennett | 09/10/06 | NYJ | 8 | 13.3 | 0 |
| 119 | Dorial Green-Beckham | 12/06/15 | Jax | 5 | 23.8 | 1 | 106 | Ken Burrough | 12/03/72 | Atl | 4 | 26.5 | 0 |
| 119 | Charlie Hennigan | 09/19/64 | Oak | 7 | 17.0 | 1 | 106 | Charley Frazier | 10/20/63 | Buf | 3 | 35.3 | 1 |
| 119 | Alvin Reed (TE) | 10/20/69 | NYJ | 7 | 17.0 | 0 | 106 | Bill Groman | 10/09/60 | NYT | 6 | 17.7 | 0 |
| 118 | Ernest Givins | 11/20/88 | Pho | 5 | 23.6 | 2 | 106 | Gary Wellman | 01/02/94 | NYJ | 8 | 13.3 | 0 |
| 118 | Derrick Mason | 09/15/02 | Dal | 7 | 16.9 | 0 | 106 | Lorenzo White (RB) | 09/13/92 | Ind | 4 | 26.5 | 1 |
| 117 | Ken Burrough | 11/04/73 | Bal | 7 | 16.7 | 0 | 105 | Mike Barber (TE) | 11/10/80 | NE | 3 | 35.0 | 1 |
| 117 | Ernest Givins | 09/13/87 | LAN | 6 | 19.5 | 1 | 105 | Drew Bennett | 09/21/03 | NO | 8 | 13.1 | 1 |
| 117 | Bill Groman | 11/12/61 | BPA | 6 | 19.5 | 1 | 105 | Kenny Britt | 10/04/09 | Jac | 7 | 15.0 | 0 |
| 117 | Haywood Jeffries | 09/06/92 | Pit | 7 | 16.7 | 0 | 105 | Chris Brown (RB) | 11/27/05 | SF | 3 | 35.0 | 1 |
| 117 | Nate Washington | 12/22/13 | Jac | 6 | 19.5 | 1 | 105 | Rishard Matthews | 12/18/16 | KC | 4 | 26.3 | 0 |
| 117 | Nate Washington | 11/21/10 | Was | 5 | 23.4 | 0 | 105 | Carl Pickens | 09/24/00 | Pit | 2 | 52.5 | 0 |
| 117 | Nate Washington | 10/31/10 | SD | 4 | 29.3 | 1 | 105 | Bo Scaife (TE) | 09/07/08 | Jac | 6 | 17.5 | 0 |
| 116 | Derrick Mason | 12/01/02 | NYG | 12 | 9.7 | 1 | 105 | Nate Washington | 09/29/13 | NYJ | 4 | 26.3 | 2 |
| 116 | Ben Troupe (TE) | 12/18/05 | Sea | 6 | 19.3 | 0 | 105 | Lorenzo White (RB) | 12/20/92 | Cle | 6 | 17.5 | 0 |
| 115 | Drew Bennett | 11/12/06 | Bal | 6 | 19.2 | 0 | 104 | Kevin Dyson | 09/10/00 | KC | 6 | 17.3 | 1 |
| 115 | Bill Groman | 09/11/60 | Oak | 6 | 19.2 | 1 | 104 | Justin Gage | 12/30/07 | Ind | 7 | 14.9 | 0 |
| 115 | Nate Washington | 11/20/11 | Atl | 9 | 12.8 | 2 | 104 | Justin Gage | 12/21/08 | Pit | 5 | 20.8 | 1 |
| 114 | Jim Beirne | 11/09/69 | Cin | 6 | 19.0 | 2 | 104 | Ernest Givins | 10/16/88 | Pit | 5 | 20.8 | 1 |
| 114 | A.J. Brown | 12/15/19 | Hou | 8 | 14.3 | 1 | 104 | Leonard Harris | 10/11/87 | Cle | 6 | 17.3 | 0 |
| 114 | Billy Cannon (RB) | 12/10/61 | NYT | 5 | 22.8 | 2 | 104 | Charlie Hennigan | 11/15/64 | Oak | 6 | 17.3 | 0 |
| 114 | Drew Hill | 12/21/86 | Buf | 5 | 22.8 | 0 | 104 | Billy Johnson | 11/28/76 | Atl | 5 | 20.8 | 1 |
| 114 | Justin Hunter | 12/08/13 | Den | 4 | 28.5 | 1 | 104 | Derrick Mason | 09/19/04 | Ind | 8 | 13.0 | 0 |
| 114 | Derrick Mason | 11/25/01 | Pit | 7 | 16.3 | 0 | 104 | Chris Sanders | 09/24/95 | Cin | 2 | 52.0 | 2 |
| 114 | Rishard Matthews | 01/01/17 | Hou | 9 | 12.7 | 1 | 104 | Taywan Taylor | 12/02/18 | NYJ | 3 | 34.7 | 0 |
| 114 | Bob McLeod (TE) | 12/09/62 | Oak | 5 | 22.8 | 1 | 103 | Jim Beirne | 11/28/68 | KC | 4 | 25.8 | 1 |
| 113 | Drew Bennett | 12/10/06 | Hou | 6 | 18.8 | 0 | 103 | Drew Hill | 12/08/85 | NYG | 6 | 17.2 | 0 |
| 113 | Dorial Green-Beckham | 12/20/15 | NE | 6 | 18.8 | 0 | 103 | Haywood Jeffries | 09/11/94 | Dal | 6 | 17.2 | 0 |
| 113 | Charlie Hennigan | 09/09/61 | Oak | 4 | 28.3 | 1 | 103 | Derrick Mason | 10/01/00 | NYG | 6 | 17.2 | 1 |
| 113 | Charlie Hennigan | 11/25/60 | BPA | 7 | 16.1 | 0 | 103 | Jared Cook (TE) | 12/18/11 | Ind | 9 | 11.4 | 0 |
| 113 | Drew Hill | 11/24/88 | Dal | 9 | 12.6 | 1 | 103 | Kendall Wright | 11/24/13 | Oak | 6 | 17.2 | 1 |
| 114 | Rishard Matthews | 11/16/17 | Pit | 5 | 22.6 | 1 | 102 | Dave Casper (TE) | 12/19/82 | Phi | 5 | 20.4 | 1 |
| 112 | Ken Burrough | 12/14/75 | Oak | 4 | 28.0 | 2 | 102 | Willie Frazier (TE) | 11/06/64 | BPA | 2 | 51.0 | 1 |
| 112 | Pat Coleman | 09/25/94 | Cin | 4 | 28.0 | 0 | 102 | Ernest Givins | 11/23/86 | Ind | 7 | 14.6 | 0 |
| 112 | Kevin Dyson | 11/25/01 | Pit | 4 | 28.0 | 1 | 102 | Bill Groman | 10/23/60 | NYT | 5 | 20.4 | 3 |
| 112 | John White (TE) | 09/24/61 | SD | 6 | 18.7 | 1 | 102 | Drew Hill | 11/26/90 | Buf | 6 | 17.0 | 0 |
| 112 | Nate Washington | 09/23/12 | Det | 3 | 37.3 | 1 | 102 | Drew Hill | 12/13/87 | NO | 4 | 25.5 | 0 |
| 111 | Ken Burrough | 10/26/75 | Det | 3 | 37.0 | 1 | 102 | Chris Sanders | 12/01/96 | NYJ | 3 | 34.0 | 1 |
| 111 | Charlie Hennigan | 11/22/64 | KC | 8 | 13.9 | 2 | 102 | Tim Smith | 09/09/84 | Ind | 6 | 17.0 | 0 |
| 110 | Kevin Dyson | 12/02/01 | Cle | 6 | 18.3 | 0 | 102 | Yancey Thigpen | 09/27/98 | Jac | 6 | 17.0 | 2 |
| 110 | Charlie Hennigan | 11/13/60 | LAC | 8 | 13.8 | 0 | 102 | Nate Washington | 12/14/14 | NYJ | 6 | 17.0 | 0 |
| 110 | Jerry LeVias | 12/06/69 | NYJ | 9 | 12.2 | 1 | 101 | Ernest Givins | 10/14/90 | Cin | 6 | 16.8 | 1 |
| 110 | Webster Slaughter | 09/18/94 | Buf | 4 | 27.5 | 0 | 101 | Bill Groman | 12/10/61 | NYT | 5 | 20.2 | 0 |
| 109 | Drew Bennett | 10/03/04 | SD | 9 | 12.1 | 0 | 101 | Bill Groman | 12/11/60 | Buf | 3 | 33.7 | 1 |
| 109 | Ken Burrough | 11/11/79 | Oak | 3 | 36.3 | 2 | 101 | Charlie Hennigan | 10/01/61 | DLT | 3 | 33.7 | 1 |
| 109 | Eddie George (RB) | 11/26/00 | Jac | 7 | 15.6 | 0 | 101 | Charlie Hennigan | 09/07/63 | Oak | 7 | 14.4 | 1 |
| 109 | Ernest Givins | 09/09/90 | Atl | 4 | 27.3 | 2 | 101 | Drew Hill | 11/05/89 | Det | 9 | 11.2 | 1 |
| 109 | Bill Groman | 10/13/61 | BPA | 5 | 21.8 | 1 | 101 | Drew Hill | 11/08/87 | SF | 4 | 25.3 | 0 |
| 109 | Charlie Hennigan | 09/24/61 | SD | 6 | 18.2 | 0 | 101 | Mike Holston | 11/29/81 | Atl | 8 | 12.6 | 1 |
| 109 | Charlie Hennigan | 10/08/61 | Buf | 4 | 27.3 | 0 | 101 | Roy Hopkins (RB) | 11/08/70 | KC | 6 | 16.8 | 0 |
| 109 | Drew Hill | 12/20/87 | Pit | 4 | 27.3 | 2 | 101 | Brandon Jones | 12/24/06 | Buf | 5 | 20.2 | 1 |
| 109 | Drew Hill | 12/27/87 | Cin | 6 | 18.2 | 0 | 101 | Jerry LeVias | 11/29/70 | Den | 3 | 33.7 | 2 |

TOP PERFORMANCES: 100-YARD RECEIVING GAMES

| Yards | Player | Date | Opp | Rec | Avg | TD | Yards | Player | Date | Opp | Rec | Avg | TD |
|-------|---------------------|----------|-----|-----|------|----|-------|--------------------|----------|-----|-----|------|----|
| 101 | Jerry LeVias | 11/23/69 | Mia | 4 | 25.3 | 1 | 100 | Ernest Givins | 11/26/92 | Det | 4 | 25.0 | 0 |
| 101 | Chris Sanders | 10/18/98 | Cin | 3 | 33.7 | 0 | 100 | Bill Groman | 10/29/61 | Buf | 2 | 50.0 | 2 |
| 101 | Tajaé Sharpe | 10/21/18 | LAC | 7 | 14.4 | 0 | 100 | Drew Hill | 11/20/88 | Pho | 5 | 20.0 | 1 |
| 101 | Tim Smith | 10/21/84 | SF | 6 | 16.8 | 1 | 100 | Chris Johnson (RB) | 11/15/09 | Buf | 9 | 11.1 | 0 |
| 101 | Kendall Wright | 09/13/15 | TB | 4 | 25.3 | 1 | 100 | Charlie Joiner | 10/25/70 | SD | 5 | 20.0 | 1 |
| 100 | Dave Casper (TE) | 11/28/82 | NE | 6 | 16.7 | 1 | 100 | Chris Sanders | 12/19/99 | Atl | 5 | 20.0 | 1 |
| 100 | Curtis Duncan | 12/13/92 | GB | 6 | 16.7 | 0 | 100 | Chris Sanders | 12/14/97 | Bal | 7 | 14.3 | 0 |
| 100 | Charley Frazier | 09/03/66 | Den | 6 | 16.7 | 3 | 100 | Chris Sanders | 10/13/96 | Atl | 4 | 25.0 | 1 |
| 100 | A.J. Brown | 09/08/19 | Cle | 3 | 33.3 | 0 | 100 | Frank Wycheck (TE) | 10/21/01 | Det | 7 | 14.3 | 1 |
| 100 | Ernest Givins | 10/25/92 | Cin | 8 | 12.5 | 1 | | | | | | | |

CAREER 100-YARD RECEIVING GAMES

| No. | Player | W-L-T |
|-----|-----------------------|---------|
| 26 | Charlie Hennigan | 12-14-0 |
| 24 | Drew Hill | 15-9-0 |
| 18 | Ernest Givins | 7-11-0 |
| 14 | Ken Burrough | 12-2-0 |
| 13 | Derrick Mason | 7-6-0 |
| 10 | Tim Smith | 3-7-0 |
| 9 | Drew Bennett | 3-6-0 |
| 9 | Nate Washington | 4-5-0 |
| 8 | Charles Frazier | 3-5-0 |
| 8 | Bill Groman | 8-0-0 |
| 8 | Chris Sanders | 6-2-0 |
| 7 | Kenny Britt | 4-3-0 |
| 6 | Haywood Jeffires | 3-3-0 |
| 5 | A.J. Brown | 4-1-0 |
| 5 | Jerry LeVias | 3-1-1 |
| 5 | Kendall Wright | 3-2-0 |
| 4 | Kevin Dyson | 3-1-0 |
| 4 | Rishard Matthews | 2-2-0 |
| 4 | Alvin Reed | 1-3-0 |
| 4 | Webster Slaughter | 2-2-0 |
| 4 | Delanie Walker | 1-3-0 |
| 3 | Curtis Duncan | 1-2-0 |
| 3 | Justin Gage | 3-0-0 |
| 2 | Mike Barber | 2-0-0 |
| 2 | Jim Bierne | 0-1-1 |
| 2 | Jared Cook | 1-1-0 |
| 2 | Corey Davis | 2-0-0 |
| 2 | Willard Dewveall | 1-1-0 |
| 2 | Dorial Green-Beckham | 1-1-0 |
| 2 | Justin Hunter | 1-1-0 |
| 2 | Billy Johnson | 2-0-0 |
| 2 | Charlie Joiner | 0-1-1 |
| 2 | Yancey Thigpen | 0-2-0 |
| 2 | Lorenzo White | 2-0-0 |
| 2 | Butch Woolfolk | 1-1-0 |
| 1 | Sid Blanks | 0-1-0 |
| 1 | Chris Brown | 1-0-0 |
| 1 | Pat Coleman | 1-0-0 |
| 1 | Willie Fraizer | 1-0-0 |
| 1 | Eddie George | 0-1-0 |
| 1 | Mac Haik | 1-0-0 |
| 1 | Ronnie Harmon | 1-0-0 |
| 1 | Leonard Harris | 1-0-0 |
| 1 | Mike Holston | 0-1-0 |
| 1 | Roy Hopkins | 0-1-0 |
| 1 | Chris Johnson | 1-0-0 |
| 1 | Brandon Jones | 1-0-0 |
| 1 | Mike Montgomery | 0-1-0 |
| 1 | Dave Parks | 1-0-0 |
| 1 | Carl Pickens | 1-0-0 |
| 1 | Bo Scaife | 1-0-0 |
| 1 | Tajaé Sharpe | 0-1-0 |
| 1 | Taywan Taylor | 1-0-0 |
| 1 | Ben Troupe | 0-1-0 |
| 1 | Gary Wellman | 1-0-0 |

CAREER 100-YARD RECEIVING GAMES

| No. | Player | W-L-T |
|-----|------------------|-------|
| 1 | John White | 0-1-0 |
| 1 | Damian Williams | 1-0-0 |
| 1 | Oliver Williams | 0-1-0 |
| 1 | Roydell Williams | 1-0-0 |
| 1 | Frank Wycheck | 1-0-0 |

CAREER 100-YARD RUSHING GAMES

| No. | Player | W-L-T |
|-----|-----------------------|---------|
| 39 | Earl Campbell | 28-11-0 |
| 36 | Eddie George | 30-6-0 |
| 35 | Chris Johnson | 26-9-0 |
| 11 | Hoyle Granger | 8-2-1 |
| 10 | Derrick Henry | 10-0-0 |
| 8 | Mike Rozier | 6-2-0 |
| 7 | Chris Brown | 4-3-0 |
| 7 | LenDale White | 6-1-0 |
| 7 | Lorenzo White | 4-3-0 |
| 6 | Gary Brown | 6-0-0 |
| 6 | Ronnie Coleman | 5-1-0 |
| 6 | DeMarco Murray | 4-2-0 |
| 6 | Charlie Tolar | 6-0-0 |
| 6 | Travis Henry | 3-3-0 |
| 5 | Billy Cannon | 5-0-0 |
| 3 | Rob Carpenter | 2-1-0 |
| 3 | Larry Moriarty | 2-1-0 |
| 3 | Dave Smith | 3-0-0 |
| 2 | Sid Blanks | 2-0-0 |
| 2 | Woody Campbell | 2-0-0 |
| 2 | Allen Pinkett | 2-0-0 |
| 2 | Rodney Thomas | 2-0-0 |
| 1 | Ode Burrell | 0-1-0 |
| 1 | Joe Dawkins | 0-1-0 |
| 1 | Don Hardeman | 1-0-0 |
| 1 | Skip Hicks | 1-0-0 |
| 1 | Roy Hopkins | 1-0-0 |
| 1 | Marcus Mariota | 1-0-0 |
| 1 | Paul Robinson | 0-1-0 |
| 1 | Fred Willis | 0-1-0 |
| 1 | Butch Woolfolk | 1-0-0 |

CAREER 300-YARD PASSING GAMES

| No. | Player | W-L-T |
|-----|-----------------------|---------|
| 38 | Warren Moon | 20-18-0 |
| 15 | George Blanda | 5-10-0 |
| 10 | Steve McNair | 4-6-0 |
| 8 | Marcus Mariota | 3-5-0 |
| 3 | Matt Hasselbeck | 3-0-0 |
| 3 | Jake Locker | 1-2-0 |
| 3 | Billy Volek | 0-3-0 |
| 3 | Dan Pastorini | 0-3-0 |
| 3 | Ryan Tannehill | 2-1-0 |
| 2 | Cody Carlson | 1-1-0 |
| 2 | Ryan Fitzpatrick | 1-1-0 |
| 2 | Jacky Lee | 1-0-1 |
| 2 | Archie Manning | 0-2-0 |
| 2 | Neil O'Donnell | 1-1-0 |
| 2 | Vince Young | 1-1-0 |

| No. | Player | W-L-T |
|-----|-------------------|-------|
| 1 | Pete Beathard | 0-0-1 |
| 1 | Chris Chandler | 1-0-0 |
| 1 | Kerry Collins | 0-1-0 |
| 1 | Lynn Dickey | 1-0-0 |
| 1 | Zach Mettenberger | 0-1-0 |
| 1 | Gifford Nielsen | 1-0-0 |
| 1 | Jerry Rhome | 0-1-0 |
| 1 | Ken Stabler | 0-1-0 |
| 1 | Don Trull | 0-1-0 |

TOP PERFORMANCES BY TEAMMATES

GAMES WITH MORE THAN ONE 100-YARD RUSHER

| | |
|---------------|---|
| Dec. 15, 1962 | @ New York, Billy Cannon (9-103) and Charlie Tolar (29-107) |
| Nov. 12, 1967 | @ Denver, Woody Campbell (16-101) and Hoyle Granger (22-142) |
| Dec. 3, 1967 | vs. Miami, Woody Campbell (18-141) and Hoyle Granger (25-111) |
| Sep. 28, 1975 | vs. San Diego, Ronnie Coleman (16-112) and Don Hardeman (27-107) |
| Nov. 27, 1977 | vs. Kansas City, Rob Carpenter (14-149) and Ronnie Coleman (15-101) |
| Oct. 19, 2008 | @ Kansas City, Chris Johnson (18-168) and LenDale White (17-149) |
| Nov. 27, 2008 | @ Detroit, Chris Johnson (16-125) and LenDale White (23-106) |

GAMES WITH MORE THAN ONE 100-YARD RECEIVER

| | |
|---------------|---|
| Nov. 25, 1960 | @ Boston, Bill Groman (9-171) and Charlie Hennigan (7-113) |
| Sep. 24, 1961 | @ San Diego, Charlie Hennigan (6-109) and John White (6-112) |
| Oct. 13, 1961 | @ Boston, Bill Groman (8-148) and Charlie Hennigan (13-272) |
| Oct. 22, 1961 | vs. Dallas, Bill Groman (4-123) and Charlie Hennigan (4-108) |
| Sep. 12, 1964 | @ San Diego, Sid Banks (12-131) and Charlie Hennigan (7-104) |
| Nov. 6, 1964 | @ Boston, Charles Frazier (9-143) and Willie Frazier (2-102) |
| Nov. 4, 1973 | @ Baltimore, Ken Burrough (7-117) and Dave Parks (5-127) |
| Nov. 20, 1978 | vs. Miami, Mike Barber (4-112) and Ken Burrough (6-103) |
| Nov. 20, 1988 | vs. Phoenix, Ernest Givens (5-118) and Drew Hill (5-100) |
| Nov. 25, 2001 | vs. Pittsburgh, Kevin Dyson (4-112) and Derrick Mason (7-114) |
| Dec. 2, 2001 | @ Cleveland, Kevin Dyson (6-110) and Derrick Mason (3-122) |
| Dec. 19, 2004 | @ Oakland, Derrick Mason (9-121) and Drew Bennett (13-160) |
| Nov. 24, 2013 | @ Oakland, Justin Hunter (6-109) and Kendall Wright (6-103) |

GAMES WITH 300-YARD PASSER, TWO 100-YARD RECEIVERS

| | |
|---------------|---|
| Nov. 25, 1960 | at Boston, Jackie Lee (331 yards passing), Bill Groman (171 receiving), Charlie Hennigan (113 receiving) |
| Oct. 13, 1961 | at Boston, Jacky Lee (457 yards passing), Charlie Hennigan (272 receiving), Bill Groman (148 receiving) |
| Nov. 6, 1964 | at Boston, George Blanda (328 yards passing), Charles Frazier (143 receiving), Willie Frazier (102 receiving) |
| Nov. 4, 1973 | at Baltimore, Lynn Dickey (340 yards passing), Dave Parks (127 receiving), Ken Burrough (117 receiving) |
| Nov. 25, 2001 | vs. Pittsburgh, Steve McNair (334 yards passing), Derrick Mason (114 receiving), Kevin Dyson (112 receiving) |
| Dec. 19, 2004 | at Oakland, Billy Volek (492 yards passing), Drew Bennett (160 receiving), Derrick Mason (121 receiving) |
| Nov. 24, 2013 | at Oakland, Ryan Fitzpatrick (320 yards passing), Justin Hunter (109 receiving), Kendall Wright (103 receiving) |

TOP PERFORMANCES BY TEAMMATES

GAMES WITH 100-YARD RUSHER, 100-YARD RECEIVER & 300-YARD PASSER

| | |
|---------------|---|
| Dec. 17, 1961 | at Oakland, George Blanda (350 yards passing), Billy Cannon (145 rushing), Charlie Hennigan (123 receiving), Willard Dewveall (108 receiving) |
| Sep. 4, 1983 | vs. Green Bay, Archie Manning (348 yards passing), Earl Campbell (123 rushing), Tim Smith (197 receiving) |
| Nov. 29, 1987 | at Indianapolis, Warren Moon (327 yards passing), Mike Rozier (122 rushing), Drew Hill (134 receiving) |
| Nov. 26, 1990 | vs. Buffalo, Warren Moon (300 yards passing), Lorenzo White (125 rushing), Drew Hill (102 receiving) |
| Sep. 6, 1992 | vs. Pittsburgh, Warren Moon (330 yards passing), Lorenzo White (100 rushing) and Haywood Jeffires (117 receiving) |
| Nov. 29, 2009 | vs. Arizona, Vince Young (387 yards passing), Chris Johnson (154 rushing) and Kenny Britt (128 receiving) |
| Dec. 8, 2019 | at Oakland, Ryan Tannehill (391 yards passing), Derrick Henry (103 rushing) and A.J. Brown (153 receiving) |

LARGEST WIN/LOSS MARGINS

LARGEST MARGIN OF VICTORY

| MARGIN | SCORE | DATE | OPPONENT |
|---------------|-------|----------|----------------|
| 1. 55 points | 55-0 | 9/9/61 | OAKLAND |
| 2. 47 points | 47-0 | 11/6/77 | CHICAGO |
| 3. 44 points | 58-14 | 12/9/90 | CLEVELAND |
| 4. 42 points | 55-13 | 11/5/61 | at Denver |
| 5. 40 points | 47-7 | 12/13/09 | ST. LOUIS |
| 6. 39 points | 56-17 | 10/14/62 | N.Y. TITANS |
| 7. 38 points | 45-7 | 9/3/66 | DENVER |
| 8. 37 points | 47-10 | 11/27/08 | at Detroit |
| 9. 36 points | 49-13 | 11/19/61 | N.Y. TITANS |
| 10. 35 points | 41-6 | 12/11/88 | CINCINNATI |
| 35 points | 38-3 | 11/14/93 | at Cincinnati |
| 12. 34 points | 37-3 | 11/11/12 | at Miami |
| 34 points | 44-10 | 12/15/62 | at N.Y. Titans |
| 13. 32 points | 35-3 | 12/10/00 | CINCINNATI |
| 32 points | 35-3 | 10/27/91 | CINCINNATI |
| 32 points | 39-7 | 10/1/89 | MIAMI |

LARGEST MARGIN OF DEFEAT

| MARGIN | SCORE | DATE | OPPONENT |
|---------------|-------|----------|----------------|
| 1. 59 points | 59-0 | 10/18/09 | at New England |
| 2. 54 points | 61-7 | 12/17/89 | at Cincinnati |
| 3. 48 points | 55-7 | 12/23/12 | at Green Bay |
| 4. 44 points | 44-0 | 11/1/70 | at St. Louis |
| 44 points | 61-17 | 12/17/72 | CINCINNATI |
| 6. 43 points | 57-14 | 10/1/17 | at Houston |
| 7. 42 points | 45-3 | 11/1/63 | at Boston |
| 42 points | 52-10 | 12/20/70 | at Dallas |
| 42 points | 45-3 | 9/18/88 | at N.Y. Jets |
| 10. 41 points | 55-14 | 11/6/83 | CINCINNATI |
| 41 points | 51-10 | 10/13/74 | at Minnesota |
| 12. 39 points | 52-13 | 9/18/66 | at N.Y. Jets |
| 13. 34 points | 34-0 | 10/9/72 | OAKLAND |
| 34 points | 34-0 | 11/26/89 | at Kansas City |
| 34 points | 41-7 | 10/23/11 | HOUSTON |
| 16. 33 points | 40-7 | 11/22/87 | CLEVELAND |
| 33 points | 40-7 | 9/17/06 | at San Diego |



NFL STATISTICS

WEEK 17 / THROUGH SUNDAY, DECEMBER 29, 2019

| OFFENSE | Buff. | Hou. | Tenn. | N.E. | Minn. | N.O. | Sea. | Phil. |
|------------------|--------------|-------------|--------------|-------------|--------------|-------------|-------------|--------------|
| GAMES (Won-Lost) | 10-6 | 10-6 | 9-7 | 12-4 | 10-6 | 13-3 | 11-5 | 9-7 |
| FIRST DOWNS | 314 | 346 | 317 | 338 | 314 | 347 | 341 | 354 |
| Rushing | 120 | 112 | 104 | 110 | 106 | 97 | 121 | 104 |
| Passing | 162 | 203 | 177 | 197 | 171 | 230 | 190 | 215 |
| Penalty | 32 | 31 | 36 | 31 | 37 | 20 | 30 | 35 |
| YDS GAINED (tot) | 5283 | 5792 | 5805 | 5664 | 5656 | 5982 | 5991 | 5772 |
| Avg per Game | 330.2 | 362.0 | 362.8 | 354.0 | 353.5 | 373.9 | 374.4 | 360.8 |
| RUSHING (net) | 2054 | 2009 | 2223 | 1703 | 2133 | 1738 | 2200 | 1939 |
| Avg per Game | 128.4 | 125.6 | 138.9 | 106.4 | 133.3 | 108.6 | 137.5 | 121.2 |
| Rushes | 465 | 434 | 445 | 447 | 476 | 405 | 481 | 454 |
| Yards per Rush | 4.4 | 4.6 | 5.0 | 3.8 | 4.5 | 4.3 | 4.6 | 4.3 |
| PASSING (net) | 3229 | 3783 | 3582 | 3961 | 3523 | 4244 | 3791 | 3833 |
| Avg per Game | 201.8 | 236.4 | 223.9 | 247.6 | 220.2 | 265.3 | 236.9 | 239.6 |
| Passes Att. | 513 | 534 | 448 | 620 | 466 | 581 | 517 | 613 |
| Completed | 299 | 355 | 297 | 378 | 319 | 418 | 341 | 391 |
| Pct Completed | 58.3 | 66.5 | 66.3 | 61.0 | 68.5 | 71.9 | 66.0 | 63.8 |
| Yards Gained | 3476 | 4083 | 3956 | 4153 | 3729 | 4431 | 4110 | 4063 |
| Sacked | 40 | 49 | 56 | 28 | 28 | 25 | 48 | 37 |
| Yards Lost | 247 | 300 | 374 | 192 | 206 | 187 | 319 | 230 |
| Had intercepted | 12 | 14 | 8 | 9 | 8 | 6 | 6 | 8 |
| Yards Opp Ret | 159 | 92 | 204 | 211 | 84 | 16 | 149 | 36 |
| Opp TDs on Int | 1 | 0 | 0 | 2 | 0 | 0 | 2 | 0 |
| PUNTS | 80 | 57 | 78 | 81 | 62 | 60 | 74 | 71 |
| Avg Yards | 41.4 | 45.6 | 47.1 | 44.9 | 45.2 | 46.2 | 45.1 | 46.4 |
| PUNT RETURNS | 32 | 22 | 22 | 29 | 28 | 40 | 23 | 27 |
| Avg Return | 7.6 | 9.7 | 7.7 | 8.0 | 6.8 | 9.2 | 6.1 | 5.9 |
| Returned for TD | 0 | 0 | 0 | 0 | 0 | 1 | 0 | 0 |
| KICKOFF RETURNS | 32 | 14 | 30 | 26 | 17 | 28 | 22 | 29 |
| Avg Return | 25.1 | 22.0 | 21.3 | 22.1 | 22.4 | 24.1 | 19.6 | 22.5 |
| Returned for TD | 1 | 0 | 0 | 0 | 0 | 0 | 0 | 0 |
| PENALTIES | 117 | 111 | 99 | 94 | 96 | 120 | 109 | 100 |
| Yards Penalized | 927 | 892 | 932 | 828 | 895 | 1036 | 882 | 836 |
| FUMBLES BY | 23 | 20 | 21 | 13 | 29 | 9 | 26 | 31 |
| Fumbles Lost | 7 | 8 | 9 | 6 | 12 | 2 | 14 | 15 |
| Opp Fumbles | 24 | 16 | 16 | 26 | 22 | 15 | 25 | 19 |
| Opp Fum Lost | 9 | 10 | 9 | 11 | 14 | 10 | 16 | 9 |
| POSS. TIME (avg) | 29:59 | 30:02 | 28:31 | 31:42 | 28:50 | 32:19 | 30:59 | 32:56 |
| TOUCHDOWNS | 35 | 46 | 54 | 49 | 47 | 52 | 49 | 46 |
| Rushing | 13 | 17 | 21 | 17 | 19 | 12 | 15 | 16 |
| Passing | 21 | 27 | 29 | 25 | 26 | 36 | 31 | 27 |
| Returns | 1 | 2 | 4 | 7 | 2 | 4 | 3 | 3 |
| EXTRA-PT KICKS | 30/32 | 40/45 | 50/52 | 39/45 | 40/44 | 48/49 | 40/44 | 35/37 |
| 2-PT CONVERSIONS | 3/3 | 1/1 | 1/2 | 2/4 | 1/3 | 0/3 | 1/3 | 4/7 |
| FIELD GOALS/FGA | 22/28 | 20/25 | 8/18 | 27/34 | 27/29 | 32/36 | 23/28 | 22/26 |
| POINTS SCORED | 314 | 378 | 402 | 420 | 407 | 458 | 405 | 385 |

| DEFENSE | Buff. | Hou. | Tenn. | N.E. | Minn. | N.O. | Sea. | Phil. |
|------------------|--------------|-------------|--------------|-------------|--------------|-------------|-------------|--------------|
| POINTS ALLOWED | 259 | 385 | 331 | 225 | 303 | 341 | 398 | 354 |
| OPP FIRST DOWNS | 295 | 346 | 335 | 261 | 324 | 311 | 346 | 289 |
| Rushing | 93 | 98 | 95 | 72 | 78 | 71 | 97 | 76 |
| Passing | 169 | 220 | 213 | 150 | 215 | 197 | 224 | 185 |
| Penalty | 33 | 28 | 27 | 39 | 31 | 43 | 25 | 28 |
| OPP YARDS GAINED | 4772 | 6213 | 5752 | 4414 | 5465 | 5329 | 6106 | 5307 |
| Avg per Game | 298.3 | 388.3 | 359.5 | 275.9 | 341.6 | 333.1 | 381.6 | 331.7 |
| OPP RUSHING(net) | 1649 | 1937 | 1672 | 1528 | 1728 | 1461 | 1883 | 1442 |
| Avg per Game | 103.1 | 121.1 | 104.5 | 95.5 | 108.0 | 91.3 | 117.7 | 90.1 |
| Rushes | 388 | 403 | 415 | 365 | 404 | 345 | 388 | 353 |
| Yards per Rush | 4.3 | 4.8 | 4.0 | 4.2 | 4.3 | 4.2 | 4.9 | 4.1 |
| OPP PASSING(net) | 3123 | 4276 | 4080 | 2886 | 3737 | 3868 | 4223 | 3865 |
| Avg per Game | 195.2 | 267.3 | 255.0 | 180.4 | 233.6 | 241.8 | 263.9 | 241.6 |
| Passes Att. | 553 | 586 | 598 | 536 | 601 | 603 | 598 | 571 |
| Completed | 348 | 375 | 386 | 303 | 394 | 371 | 383 | 348 |
| Pct Completed | 62.9 | 64.0 | 64.5 | 56.5 | 65.6 | 61.5 | 64.0 | 60.9 |
| Sacked | 44 | 31 | 43 | 47 | 48 | 51 | 28 | 43 |
| Yards Lost | 298 | 215 | 276 | 328 | 362 | 333 | 184 | 271 |
| INTERCEPTED BY | 14 | 12 | 14 | 25 | 17 | 13 | 16 | 11 |
| Yards Returned | 59 | 302 | 158 | 353 | 95 | 140 | 161 | 159 |
| Returned for TD | 0 | 2 | 1 | 3 | 1 | 2 | 2 | 1 |
| OPP PUNT RETURNS | 18 | 24 | 30 | 28 | 23 | 24 | 34 | 32 |
| Avg return | 8.7 | 3.4 | 9.0 | 6.3 | 6.9 | 6.9 | 6.3 | 6.5 |
| OPP KICKOFF RET | 30 | 39 | 37 | 29 | 21 | 21 | 24 | 27 |
| Avg return | 23.0 | 18.6 | 23.7 | 20.9 | 25.1 | 27.0 | 22.2 | 23.8 |
| OPP TOUCHDOWNS | 30 | 46 | 39 | 25 | 31 | 40 | 47 | 41 |
| Rushing | 12 | 12 | 14 | 7 | 8 | 12 | 22 | 13 |
| Passing | 15 | 33 | 25 | 13 | 23 | 27 | 19 | 27 |
| Returns | 3 | 1 | 0 | 5 | 0 | 1 | 6 | 1 |

WEEK 17 / THROUGH SUNDAY, DECEMBER 29, 2019

| OFFENSE | S.F. | Balt. | K.C. | G.B. | Cin. | Clev. | Denv. | Ind. |
|------------------|-------------|--------------|-------------|-------------|-------------|--------------|--------------|-------------|
| GAMES (Won-Lost) | 13-3 | 14-2 | 12-4 | 13-3 | 2-14 | 6-10 | 7-9 | 7-9 |
| FIRST DOWNS | 336 | 386 | 350 | 320 | 312 | 305 | 279 | 340 |
| Rushing | 110 | 188 | 93 | 90 | 85 | 90 | 77 | 131 |
| Passing | 195 | 171 | 211 | 190 | 191 | 180 | 162 | 165 |
| Penalty | 31 | 27 | 46 | 40 | 36 | 35 | 40 | 44 |
| YDS GAINED (tot) | 6097 | 6521 | 6067 | 5528 | 5169 | 5455 | 4777 | 5238 |
| Avg per Game | 381.1 | 407.6 | 379.2 | 345.5 | 323.1 | 340.9 | 298.6 | 327.4 |
| RUSHING (net) | 2305 | 3296 | 1569 | 1795 | 1517 | 1901 | 1662 | 2130 |
| Avg per Game | 144.1 | 206.0 | 98.1 | 112.2 | 94.8 | 118.8 | 103.9 | 133.1 |
| Rushes | 498 | 596 | 375 | 411 | 385 | 393 | 409 | 471 |
| Yards per Rush | 4.6 | 5.5 | 4.2 | 4.4 | 3.9 | 4.8 | 4.1 | 4.5 |
| PASSING (net) | 3792 | 3225 | 4498 | 3733 | 3652 | 3554 | 3115 | 3108 |
| Avg per Game | 237.0 | 201.6 | 281.1 | 233.3 | 228.3 | 222.1 | 194.7 | 194.3 |
| Passes Att. | 478 | 440 | 576 | 573 | 616 | 539 | 504 | 513 |
| Completed | 331 | 289 | 378 | 356 | 356 | 318 | 312 | 307 |
| Pct Completed | 69.2 | 65.7 | 65.6 | 62.1 | 57.8 | 59.0 | 61.9 | 59.8 |
| Yards Gained | 4029 | 3350 | 4690 | 4017 | 3994 | 3847 | 3401 | 3314 |
| Sacked | 36 | 28 | 25 | 36 | 48 | 41 | 41 | 32 |
| Yards Lost | 237 | 125 | 192 | 284 | 342 | 293 | 286 | 206 |
| Had intercepted | 13 | 8 | 5 | 4 | 16 | 21 | 10 | 10 |
| Yards Opp Ret | 215 | 31 | 23 | 87 | 314 | 285 | 118 | 225 |
| Opp TDs on Int | 1 | 0 | 0 | 0 | 4 | 1 | 0 | 2 |
| PUNTS | 52 | 41 | 49 | 77 | 75 | 65 | 78 | 59 |
| Avg Yards | 44.9 | 45.2 | 43.4 | 44.0 | 45.3 | 45.4 | 44.4 | 44.4 |
| PUNT RETURNS | 33 | 25 | 32 | 20 | 29 | 23 | 27 | 24 |
| Avg Return | 8.0 | 8.2 | 6.9 | 4.9 | 5.7 | 7.1 | 7.7 | 17.4 |
| Returned for TD | 0 | 0 | 0 | 0 | 0 | 0 | 0 | 2 |
| KICKOFF RETURNS | 20 | 27 | 37 | 32 | 42 | 38 | 21 | 31 |
| Avg Return | 20.5 | 18.3 | 25.1 | 20.8 | 26.0 | 21.8 | 25.4 | 22.8 |
| Returned for TD | 0 | 0 | 1 | 0 | 1 | 0 | 0 | 0 |
| PENALTIES | 105 | 109 | 107 | 100 | 93 | 122 | 110 | 79 |
| Yards Penalized | 939 | 867 | 1029 | 774 | 761 | 1106 | 912 | 670 |
| FUMBLES BY | 19 | 18 | 20 | 15 | 25 | 14 | 21 | 18 |
| Fumbles Lost | 10 | 7 | 10 | 9 | 14 | 7 | 6 | 11 |
| Opp Fumbles | 28 | 22 | 20 | 19 | 11 | 17 | 16 | 16 |
| Opp Fum Lost | 15 | 12 | 7 | 8 | 5 | 6 | 7 | 8 |
| POSS. TIME (avg) | 31:18 | 34:37 | 29:27 | 31:28 | 29:19 | 29:43 | 29:21 | 30:02 |
| TOUCHDOWNS | 56 | 64 | 50 | 44 | 28 | 38 | 28 | 42 |
| Rushing | 23 | 21 | 16 | 18 | 9 | 15 | 11 | 17 |
| Passing | 28 | 37 | 30 | 26 | 18 | 22 | 16 | 22 |
| Returns | 5 | 6 | 4 | 0 | 1 | 1 | 1 | 3 |
| EXTRA-PT KICKS | 49/50 | 57/59 | 45/48 | 40/41 | 24/25 | 30/35 | 25/26 | 33/39 |
| 2-PT CONVERSIONS | 2/5 | 2/5 | 1/2 | 3/3 | 2/3 | 1/3 | 1/2 | 2/3 |
| FIELD GOALS/FGA | 30/39 | 28/29 | 34/38 | 22/24 | 27/31 | 25/29 | 29/34 | 22/31 |
| POINTS SCORED | 479 | 531 | 451 | 376 | 279 | 335 | 282 | 361 |

| DEFENSE | S.F. | Balt. | K.C. | G.B. | Cin. | Clev. | Denv. | Ind. |
|------------------|-------------|--------------|-------------|-------------|-------------|--------------|--------------|-------------|
| POINTS ALLOWED | 310 | 282 | 308 | 313 | 420 | 393 | 316 | 373 |
| OPP FIRST DOWNS | 285 | 276 | 344 | 310 | 328 | 345 | 305 | 323 |
| Rushing | 105 | 74 | 115 | 99 | 124 | 124 | 96 | 93 |
| Passing | 150 | 163 | 190 | 191 | 183 | 184 | 175 | 207 |
| Penalty | 30 | 39 | 39 | 20 | 21 | 37 | 34 | 23 |
| OPP YARDS GAINED | 4509 | 4809 | 5594 | 5642 | 6299 | 5785 | 5392 | 5549 |
| Avg per Game | 281.8 | 300.6 | 349.6 | 352.6 | 393.7 | 361.6 | 337.0 | 346.8 |
| OPP RUSHING(net) | 1802 | 1494 | 2051 | 1921 | 2382 | 2315 | 1783 | 1567 |
| Avg per Game | 112.6 | 93.4 | 128.2 | 120.1 | 148.9 | 144.7 | 111.4 | 97.9 |
| Rushes | 401 | 340 | 416 | 411 | 504 | 463 | 426 | 383 |
| Yards per Rush | 4.5 | 4.4 | 4.9 | 4.7 | 4.7 | 5.0 | 4.2 | 4.1 |
| OPP PASSING(net) | 2707 | 3315 | 3543 | 3721 | 3917 | 3470 | 3609 | 3982 |
| Avg per Game | 169.2 | 207.2 | 221.4 | 232.6 | 244.8 | 216.9 | 225.6 | 248.9 |
| Passes Att. | 519 | 544 | 582 | 546 | 499 | 513 | 537 | 562 |
| Completed | 318 | 318 | 352 | 326 | 308 | 318 | 348 | 394 |
| Pct Completed | 61.3 | 58.5 | 60.5 | 59.7 | 61.7 | 62.0 | 64.8 | 70.1 |
| Sacked | 48 | 37 | 45 | 41 | 31 | 38 | 40 | 41 |
| Yards Lost | 367 | 268 | 338 | 295 | 204 | 270 | 213 | 249 |
| INTERCEPTED BY | 12 | 13 | 16 | 17 | 11 | 14 | 10 | 15 |
| Yards Returned | 286 | 259 | 141 | 177 | 181 | 219 | 87 | 167 |
| Returned for TD | 3 | 2 | 1 | 0 | 0 | 1 | 0 | 1 |
| OPP PUNT RETURNS | 23 | 15 | 19 | 26 | 24 | 20 | 32 | 28 |
| Avg return | 5.7 | 9.5 | 4.7 | 9.0 | 5.7 | 7.6 | 9.8 | 5.9 |
| OPP KICKOFF RET | 48 | 48 | 37 | 29 | 19 | 46 | 17 | 19 |
| Avg return | 21.8 | 21.5 | 19.6 | 24.2 | 21.1 | 20.4 | 26.8 | 24.7 |
| OPP TOUCHDOWNS | 37 | 29 | 36 | 34 | 47 | 46 | 31 | 41 |
| Rushing | 11 | 12 | 14 | 15 | 17 | 19 | 9 | 8 |
| Passing | 23 | 15 | 21 | 19 | 25 | 25 | 19 | 29 |
| Returns | 3 | 2 | 1 | 0 | 5 | 2 | 3 | 4 |

WEEK 17 / THROUGH SUNDAY, DECEMBER 29, 2019

| OFFENSE | Jax | LA-C | Miami | NY-J | Oak. | Pitt. | Ariz. | Atl. |
|------------------|------------|-------------|--------------|-------------|-------------|--------------|--------------|-------------|
| GAMES (Won-Lost) | 6-10 | 5-11 | 5-11 | 7-9 | 7-9 | 8-8 | 5-10-1 | 7-9 |
| FIRST DOWNS | 298 | 349 | 315 | 253 | 315 | 265 | 314 | 383 |
| Rushing | 85 | 90 | 64 | 61 | 104 | 75 | 109 | 84 |
| Passing | 183 | 220 | 210 | 162 | 194 | 147 | 176 | 258 |
| Penalty | 30 | 39 | 41 | 30 | 17 | 43 | 29 | 41 |
| YDS GAINED (tot) | 5468 | 5879 | 4960 | 4368 | 5819 | 4428 | 5467 | 6075 |
| Avg per Game | 341.8 | 367.4 | 310.0 | 273.0 | 363.7 | 276.8 | 341.7 | 379.7 |
| RUSHING (net) | 1708 | 1453 | 1156 | 1257 | 1893 | 1447 | 1990 | 1361 |
| Avg per Game | 106.8 | 90.8 | 72.3 | 78.6 | 118.3 | 90.4 | 124.4 | 85.1 |
| Rushes | 389 | 366 | 349 | 383 | 437 | 395 | 396 | 362 |
| Yards per Rush | 4.4 | 4.0 | 3.3 | 3.3 | 4.3 | 3.7 | 5.0 | 3.8 |
| PASSING (net) | 3760 | 4426 | 3804 | 3111 | 3926 | 2981 | 3477 | 4714 |
| Avg per Game | 235.0 | 276.6 | 237.8 | 194.4 | 245.4 | 186.3 | 217.3 | 294.6 |
| Passes Att. | 589 | 597 | 615 | 521 | 523 | 510 | 554 | 684 |
| Completed | 364 | 394 | 371 | 323 | 367 | 315 | 355 | 459 |
| Pct Completed | 61.8 | 66.0 | 60.3 | 62.0 | 70.2 | 61.8 | 64.1 | 67.1 |
| Yards Gained | 4023 | 4648 | 4117 | 3443 | 4110 | 3214 | 3797 | 5049 |
| Sacked | 42 | 34 | 58 | 52 | 29 | 32 | 50 | 50 |
| Yards Lost | 263 | 222 | 313 | 332 | 184 | 233 | 320 | 335 |
| Had intercepted | 8 | 20 | 18 | 16 | 8 | 19 | 12 | 15 |
| Yards Opp Ret | 52 | 274 | 169 | 232 | 93 | 228 | 131 | 151 |
| Opp TDs on Int | 0 | 1 | 2 | 1 | 2 | 0 | 2 | 1 |
| PUNTS | 75 | 48 | 69 | 87 | 67 | 74 | 70 | 53 |
| Avg Yards | 46.8 | 47.0 | 45.0 | 45.9 | 46.0 | 45.5 | 47.0 | 41.7 |
| PUNT RETURNS | 31 | 22 | 27 | 21 | 27 | 29 | 24 | 37 |
| Avg Return | 5.0 | 5.4 | 6.6 | 11.4 | 7.0 | 9.8 | 7.0 | 7.1 |
| Returned for TD | 0 | 1 | 0 | 0 | 0 | 1 | 0 | 1 |
| KICKOFF RETURNS | 26 | 35 | 36 | 37 | 35 | 29 | 36 | 25 |
| Avg Return | 24.2 | 20.7 | 22.1 | 21.8 | 23.2 | 18.1 | 21.2 | 22.8 |
| Returned for TD | 0 | 0 | 1 | 0 | 0 | 0 | 0 | 0 |
| PENALTIES | 132 | 103 | 92 | 115 | 128 | 111 | 121 | 119 |
| Yards Penalized | 1165 | 872 | 769 | 1105 | 1138 | 893 | 956 | 956 |
| FUMBLES BY | 21 | 21 | 25 | 21 | 21 | 30 | 9 | 21 |
| Fumbles Lost | 12 | 11 | 8 | 9 | 9 | 11 | 6 | 10 |
| Opp Fumbles | 21 | 16 | 17 | 29 | 15 | 33 | 23 | 22 |
| Opp Fum Lost | 9 | 3 | 3 | 9 | 6 | 18 | 10 | 8 |
| POSS. TIME (avg) | 30:29 | 30:37 | 28:37 | 28:53 | 31:01 | 28:43 | 27:24 | 30:56 |
| TOUCHDOWNS | 29 | 37 | 34 | 31 | 37 | 29 | 38 | 42 |
| Rushing | 3 | 12 | 10 | 6 | 13 | 7 | 18 | 10 |
| Passing | 24 | 24 | 22 | 19 | 22 | 18 | 20 | 29 |
| Returns | 2 | 1 | 2 | 6 | 2 | 4 | 0 | 3 |
| EXTRA-PT KICKS | 19/20 | 35/35 | 29/30 | 23/27 | 34/36 | 28/28 | 34/35 | 29/31 |
| 2-PT CONVERSIONS | 4/9 | 1/1 | 1/4 | 3/4 | 0/1 | 0/1 | 3/3 | 2/9 |
| FIELD GOALS/FGA | 33/34 | 26/34 | 23/30 | 19/28 | 19/26 | 29/31 | 31/35 | 32/40 |
| POINTS SCORED | 300 | 337 | 306 | 276 | 313 | 289 | 361 | 381 |

| DEFENSE | Jax | LA-C | Miami | NY-J | Oak. | Pitt. | Ariz. | Atl. |
|------------------|------------|-------------|--------------|-------------|-------------|--------------|--------------|-------------|
| POINTS ALLOWED | 397 | 345 | 494 | 359 | 419 | 303 | 442 | 399 |
| OPP FIRST DOWNS | 340 | 285 | 361 | 302 | 344 | 304 | 375 | 330 |
| Rushing | 114 | 101 | 113 | 75 | 91 | 110 | 94 | 108 |
| Passing | 193 | 156 | 214 | 187 | 201 | 164 | 243 | 192 |
| Penalty | 33 | 28 | 34 | 40 | 52 | 30 | 38 | 30 |
| OPP YARDS GAINED | 6007 | 5009 | 6364 | 5170 | 5677 | 4866 | 6432 | 5693 |
| Avg per Game | 375.4 | 313.1 | 397.8 | 323.1 | 354.8 | 304.1 | 402.0 | 355.8 |
| OPP RUSHING(net) | 2229 | 1805 | 2166 | 1391 | 1570 | 1753 | 1922 | 1775 |
| Avg per Game | 139.3 | 112.8 | 135.4 | 86.9 | 98.1 | 109.6 | 120.1 | 110.9 |
| Rushes | 435 | 429 | 485 | 417 | 405 | 462 | 439 | 421 |
| Yards per Rush | 5.1 | 4.2 | 4.5 | 3.3 | 3.9 | 3.8 | 4.4 | 4.2 |
| OPP PASSING(net) | 3778 | 3204 | 4198 | 3779 | 4107 | 3113 | 4510 | 3918 |
| Avg per Game | 236.1 | 200.3 | 262.4 | 236.2 | 256.7 | 194.6 | 281.9 | 244.9 |
| Passes Att. | 517 | 464 | 545 | 585 | 526 | 514 | 601 | 536 |
| Completed | 327 | 328 | 344 | 363 | 337 | 314 | 421 | 351 |
| Pct Completed | 63.2 | 70.7 | 63.1 | 62.1 | 64.1 | 61.1 | 70.0 | 65.5 |
| Sacked | 47 | 30 | 23 | 35 | 32 | 54 | 40 | 28 |
| Yards Lost | 310 | 190 | 155 | 222 | 248 | 342 | 275 | 219 |
| INTERCEPTED BY | 10 | 11 | 13 | 12 | 9 | 20 | 7 | 12 |
| Yards Returned | 132 | 74 | 190 | 138 | 214 | 235 | 82 | 130 |
| Returned for TD | 1 | 0 | 1 | 3 | 2 | 1 | 0 | 1 |
| OPP PUNT RETURNS | 24 | 33 | 29 | 44 | 30 | 29 | 35 | 19 |
| Avg return | 5.3 | 7.6 | 7.9 | 7.0 | 10.6 | 9.1 | 8.1 | 7.0 |
| OPP KICKOFF RET | 32 | 36 | 20 | 33 | 33 | 44 | 36 | 31 |
| Avg return | 21.6 | 24.5 | 27.0 | 19.3 | 20.9 | 21.5 | 20.6 | 22.3 |
| OPP TOUCHDOWNS | 47 | 40 | 57 | 39 | 51 | 32 | 52 | 45 |
| Rushing | 23 | 15 | 15 | 12 | 15 | 7 | 9 | 13 |
| Passing | 22 | 21 | 39 | 25 | 33 | 23 | 38 | 28 |
| Returns | 2 | 4 | 3 | 2 | 3 | 2 | 5 | 4 |

WEEK 17 / THROUGH SUNDAY, DECEMBER 29, 2019

| OFFENSE | Car. | Chi. | Dal. | Det. | LA-R | NY-G | T.B. | Wash. |
|------------------|-------------|-------------|-------------|-------------|-------------|-------------|-------------|--------------|
| GAMES (Won-Lost) | 5-11 | 8-8 | 8-8 | 3-12-1 | 9-7 | 4-12 | 7-9 | 3-13 |
| FIRST DOWNS | 335 | 297 | 379 | 313 | 342 | 311 | 353 | 248 |
| Rushing | 82 | 85 | 120 | 82 | 92 | 89 | 81 | 74 |
| Passing | 230 | 178 | 229 | 196 | 222 | 187 | 244 | 154 |
| Penalty | 23 | 34 | 30 | 35 | 28 | 35 | 28 | 20 |
| YDS GAINED (tot) | 5469 | 4749 | 6904 | 5549 | 5998 | 5416 | 6366 | 4395 |
| Avg per Game | 341.8 | 296.8 | 431.5 | 346.8 | 374.9 | 338.5 | 397.9 | 274.7 |
| RUSHING (net) | 1819 | 1458 | 2153 | 1649 | 1499 | 1685 | 1521 | 1583 |
| Avg per Game | 113.7 | 91.1 | 134.6 | 103.1 | 93.7 | 105.3 | 95.1 | 98.9 |
| Rushes | 386 | 395 | 449 | 407 | 401 | 362 | 409 | 356 |
| Yards per Rush | 4.7 | 3.7 | 4.8 | 4.1 | 3.7 | 4.7 | 3.7 | 4.4 |
| PASSING (net) | 3650 | 3291 | 4751 | 3900 | 4499 | 3731 | 4845 | 2812 |
| Avg per Game | 228.1 | 205.7 | 296.9 | 243.8 | 281.2 | 233.2 | 302.8 | 175.8 |
| Passes Att. | 633 | 580 | 597 | 571 | 632 | 607 | 630 | 479 |
| Completed | 382 | 371 | 388 | 344 | 397 | 376 | 382 | 298 |
| Pct Completed | 60.3 | 64.0 | 65.0 | 60.2 | 62.8 | 61.9 | 60.6 | 62.2 |
| Yards Gained | 4134 | 3573 | 4902 | 4187 | 4669 | 4070 | 5127 | 3205 |
| Sacked | 58 | 45 | 23 | 43 | 22 | 43 | 47 | 50 |
| Yards Lost | 484 | 282 | 151 | 287 | 170 | 339 | 282 | 393 |
| Had intercepted | 21 | 12 | 11 | 15 | 17 | 17 | 30 | 13 |
| Yards Opp Ret | 202 | 122 | 111 | 137 | 227 | 186 | 469 | 178 |
| Opp TDs on Int | 1 | 0 | 0 | 1 | 2 | 0 | 7 | 2 |
| PUNTS | 75 | 81 | 51 | 76 | 67 | 71 | 57 | 79 |
| Avg Yards | 46.0 | 44.3 | 40.8 | 45.3 | 46.7 | 44.8 | 43.2 | 49.6 |
| PUNT RETURNS | 25 | 33 | 23 | 31 | 27 | 28 | 33 | 22 |
| Avg Return | 6.8 | 9.2 | 5.7 | 7.9 | 6.3 | 9.8 | 5.2 | 4.7 |
| Returned for TD | 0 | 0 | 0 | 1 | 0 | 0 | 0 | 0 |
| KICKOFF RETURNS | 31 | 34 | 20 | 23 | 18 | 49 | 25 | 33 |
| Avg Return | 21.8 | 26.6 | 16.3 | 24.5 | 22.4 | 23.5 | 19.8 | 25.2 |
| Returned for TD | 0 | 1 | 0 | 1 | 0 | 0 | 0 | 1 |
| PENALTIES | 87 | 103 | 109 | 113 | 118 | 90 | 133 | 106 |
| Yards Penalized | 754 | 838 | 1008 | 937 | 899 | 784 | 1111 | 835 |
| FUMBLES BY | 25 | 13 | 15 | 12 | 17 | 31 | 23 | 21 |
| Fumbles Lost | 14 | 7 | 7 | 8 | 7 | 16 | 11 | 8 |
| Opp Fumbles | 16 | 15 | 19 | 23 | 23 | 14 | 27 | 23 |
| Opp Fum Lost | 7 | 9 | 10 | 11 | 11 | 6 | 16 | 9 |
| POSS. TIME (avg) | 28:55 | 30:16 | 29:33 | 28:51 | 29:01 | 28:24 | 30:48 | 27:02 |
| TOUCHDOWNS | 38 | 30 | 49 | 38 | 46 | 44 | 54 | 28 |
| Rushing | 20 | 8 | 18 | 7 | 20 | 11 | 15 | 9 |
| Passing | 17 | 20 | 30 | 28 | 22 | 30 | 33 | 18 |
| Returns | 1 | 2 | 1 | 3 | 4 | 3 | 6 | 1 |
| EXTRA-PT KICKS | 31/35 | 27/29 | 46/46 | 35/36 | 42/42 | 35/39 | 43/48 | 21/22 |
| 2-PT CONVERSIONS | 1/3 | 1/1 | 2/3 | 0/2 | 1/4 | 2/4 | 5/6 | 1/6 |
| FIELD GOALS/FGA | 25/32 | 23/28 | 30/40 | 26/31 | 24/33 | 12/17 | 27/35 | 25/30 |
| POINTS SCORED | 340 | 280 | 434 | 341 | 394 | 341 | 458 | 266 |
| DEFENSE | Car. | Chi. | Dal. | Det. | LA-R | NY-G | T.B. | Wash. |
| POINTS ALLOWED | 470 | 298 | 321 | 423 | 364 | 451 | 449 | 435 |
| OPP FIRST DOWNS | 355 | 306 | 327 | 365 | 324 | 343 | 331 | 354 |
| Rushing | 128 | 86 | 101 | 94 | 100 | 100 | 70 | 120 |
| Passing | 197 | 190 | 188 | 232 | 194 | 211 | 222 | 200 |
| Penalty | 30 | 30 | 38 | 39 | 30 | 32 | 39 | 34 |
| OPP YARDS GAINED | 5992 | 5186 | 5232 | 6406 | 5434 | 6037 | 5503 | 6162 |
| Avg per Game | 374.5 | 324.1 | 327.0 | 400.4 | 339.6 | 377.3 | 343.9 | 385.1 |
| OPP RUSHING(net) | 2296 | 1632 | 1656 | 1855 | 1809 | 1812 | 1181 | 2339 |
| Avg per Game | 143.5 | 102.0 | 103.5 | 115.9 | 113.1 | 113.3 | 73.8 | 146.2 |
| Rushes | 445 | 414 | 407 | 455 | 444 | 469 | 362 | 493 |
| Yards per Rush | 5.2 | 3.9 | 4.1 | 4.1 | 4.1 | 3.9 | 3.3 | 4.7 |
| OPP PASSING(net) | 3696 | 3554 | 3576 | 4551 | 3625 | 4225 | 4322 | 3823 |
| Avg per Game | 231.0 | 222.1 | 223.5 | 284.4 | 226.6 | 264.1 | 270.1 | 238.9 |
| Passes Att. | 544 | 571 | 569 | 611 | 562 | 556 | 664 | 540 |
| Completed | 347 | 362 | 370 | 381 | 348 | 369 | 408 | 371 |
| Pct Completed | 63.8 | 63.4 | 65.0 | 62.4 | 61.9 | 66.4 | 61.4 | 68.7 |
| Sacked | 53 | 32 | 39 | 28 | 50 | 36 | 47 | 46 |
| Yards Lost | 301 | 242 | 303 | 188 | 303 | 246 | 325 | 270 |
| INTERCEPTED BY | 14 | 10 | 7 | 7 | 13 | 10 | 12 | 13 |
| Yards Returned | 141 | 157 | 83 | 76 | 137 | 171 | 201 | 106 |
| Returned for TD | 0 | 1 | 0 | 0 | 2 | 1 | 2 | 0 |
| OPP PUNT RETURNS | 40 | 35 | 18 | 29 | 23 | 24 | 25 | 39 |
| Avg return | 12.2 | 7.1 | 8.6 | 4.5 | 8.3 | 5.7 | 8.9 | 9.1 |
| OPP KICKOFF RET | 5 | 27 | 35 | 52 | 17 | 20 | 9 | 17 |
| Avg return | 20.4 | 25.0 | 23.3 | 24.7 | 27.5 | 18.1 | 23.0 | 25.8 |
| OPP TOUCHDOWNS | 56 | 33 | 35 | 49 | 42 | 54 | 48 | 52 |
| Rushing | 31 | 16 | 14 | 13 | 15 | 19 | 11 | 14 |
| Passing | 21 | 17 | 21 | 33 | 23 | 30 | 30 | 35 |
| Returns | 4 | 0 | 0 | 3 | 4 | 5 | 7 | 3 |

WEEK 17 / THROUGH SUNDAY, DECEMBER 29, 2019

| OFFENSE | NFL/Avg |
|-------------------|----------------|
| GAMES (Won-Lost) | --- |
| FIRST DOWNS | 324.0 |
| Rushing | 97.3 |
| Passing | 193.8 |
| Penalty | 32.9 |
| YDS GAINED (tot) | 5565.8 |
| Avg per Game | 347.9 |
| RUSHING (net) | 1806.4 |
| Avg per Game | 112.9 |
| Rushes | 418.3 |
| Yards per Rush | 4.3 |
| PASSING (net) | 3759.4 |
| Avg per Game | 235.0 |
| Passes Att. | 557.9 |
| Completed | 354.1 |
| Pct Completed | 63.5 |
| Yards Gained | 4028.5 |
| Sacked | 39.9 |
| Yards Lost | 269.1 |
| Had intercepted | 12.8 |
| Yards Opp Ret | 162.8 |
| Opp TDs on Int | 1.1 |
| PUNTS | 67.5 |
| Avg Yards | 45.2 |
| PUNT RETURNS | 27.4 |
| Avg Return | 7.6 |
| Returned for TD | 0.2 |
| KICKOFF RETURNS | 29.3 |
| Avg Return | 22.5 |
| Returned for TD | 0.2 |
| PENALTIES | 107.8 |
| Yards Penalized | 915.8 |
| FUMBLES BY | 20.3 |
| Fumbles Lost | 9.4 |
| Opp Fumbles | 20.3 |
| Opp Fum Lost | 9.4 |
| POSS. TIME (avg) | 30:00 |
| TOUCHDOWNS | 41.6 |
| Rushing | 14.0 |
| Passing | 24.9 |
| Returns | 2.8 |
| EXTRA POINTS(tot) | 94% |
| Kicks Made/2Pt | 48% |
| FIELD GOALS/FGA | 25/31 |
| POINTS SCORED | 365.0 |

| DEFENSE | NFL/Avg |
|------------------|----------------|
| POINTS ALLOWED | 365.0 |
| OPP FIRST DOWNS | 324.0 |
| Rushing | 97.3 |
| Passing | 193.8 |
| Penalty | 32.9 |
| OPP YARDS GAINED | 5565.8 |
| Avg per Game | 347.9 |
| OPP RUSHING(net) | 1806.4 |
| Avg per Game | 112.9 |
| Rushes | 418.3 |
| Yards per Rush | 4.3 |
| OPP PASSING(net) | 3759.4 |
| Avg per Game | 235.0 |
| Passes Att. | 557.9 |
| Completed | 354.1 |
| Pct Completed | 63.5 |
| Sacked | 39.9 |
| Yards Lost | 269.1 |
| INTERCEPTED BY | 12.8 |
| Yards Returned | 162.8 |
| Returned for TD | 1.1 |
| OPP PUNT RETURNS | 27.4 |
| Avg return | 7.6 |
| OPP KICKOFF RET | 29.3 |
| Avg return | 22.5 |
| OPP TOUCHDOWNS | 41.6 |
| Rushing | 14.0 |
| Passing | 24.9 |
| Returns | 2.8 |

WEEK 17 / THROUGH SUNDAY, DECEMBER 29, 2019

TEAM RANKINGS

American Football Conference

Offense Defense

| | Offense | | | Defense | | |
|--------------|----------|----------|----------|-----------|----------|-----------|
| | Total | Rush | Pass | Total | Rush | Pass |
| Balt. | 1 | *1 | 12 | 3 | 2 | 5 |
| Buff. | 10 | 4 | 11 | 2 | 6 | 3 |
| Cin. | 12 | 12 | 8 | 15 | 16 | 11 |
| Cleve. | 9 | 6 | 10 | 12 | 15 | 6 |
| Denver | 14 | 10 | 13 | 7 | 9 | 8 |
| Hou. | 6 | 5 | 6 | 14 | 11 | 16 |
| Ind. | 11 | 3 | 15 | 8 | 4 | 12 |
| Jax | 8 | 8 | 7 | 13 | 14 | 9 |
| K.C. | 2 | 11 | 1 | 9 | 12 | 7 |
| L.A.-C | 3 | 13 | 2 | 5 | 10 | 4 |
| Miami | 13 | 16 | 5 | 16 | 13 | 15 |
| N.E. | 7 | 9 | 3 | *1 | 3 | 1 |
| Jets | 16 | 15 | 14 | 6 | 1 | 10 |
| Oak. | 4 | 7 | 4 | 10 | 5 | 14 |
| Pitt. | 15 | 14 | 16 | 4 | 8 | 2 |
| Tenn. | 5 | 2 | 9 | 11 | 7 | 13 |

National Football Conference

Offense Defense

| | Offense | | | Defense | | |
|--------|---------|------|------|---------|------|------|
| | Total | Rush | Pass | Total | Rush | Pass |
| Ariz. | 13 | 5 | 14 | 16 | 14 | 15 |
| Atl. | 4 | 16 | 3 | 10 | 7 | 11 |
| Car. | 12 | 7 | 12 | 11 | 15 | 5 |
| Chi. | 15 | 15 | 15 | 2 | 4 | 2 |
| Dallas | *1 | 3 | 2 | 3 | 5 | 3 |
| Det. | 10 | 11 | 6 | 15 | 11 | 16 |
| G.B. | 11 | 8 | 10 | 9 | 13 | 6 |
| Rams | 5 | 14 | 4 | 6 | 9 | 4 |
| Minn. | 9 | 4 | 13 | 7 | 6 | 7 |
| N.O. | 7 | 9 | 5 | 5 | 3 | 10 |
| Giants | 14 | 10 | 11 | 12 | 10 | 13 |
| Phil. | 8 | 6 | 7 | 4 | 2 | 9 |
| S.F. | 3 | 1 | 8 | 1 | 8 | *1 |
| Sea. | 6 | 2 | 9 | 13 | 12 | 12 |
| T.B. | 2 | 13 | *1 | 8 | *1 | 14 |
| Wash. | 16 | 12 | 16 | 14 | 16 | 8 |

National Football League

Offense Defense

| | Offense | | | Defense | | |
|--------------|-----------|----------|-----------|-----------|-----------|-----------|
| | Total | Rush | Pass | Total | Rush | Pass |
| Ariz. | 21 | 10 | 24 | 32 | 24 | 31 |
| Atl. | 5 | 30 | 3 | 20 | 15 | 22 |
| Balt. | 2 | *1 | 27 | 4 | 5 | 6 |
| Buff. | 24 | 8 | 26 | 3 | 10 | 4 |
| Car. | 19 | 14 | 20 | 23 | 29 | 13 |
| Chi. | 29 | 27 | 25 | 8 | 9 | 9 |
| Cin. | 26 | 25 | 19 | 29 | 32 | 21 |
| Cleve. | 22 | 12 | 22 | 22 | 30 | 7 |
| Dallas | *1 | 5 | 2 | 9 | 11 | 10 |
| Denver | 28 | 20 | 28 | 12 | 16 | 11 |
| Det. | 17 | 21 | 10 | 31 | 21 | 32 |
| G.B. | 18 | 15 | 17 | 18 | 23 | 14 |
| Hou. | 13 | 9 | 15 | 28 | 25 | 29 |
| Ind. | 25 | 7 | 30 | 16 | 7 | 23 |
| Jax | 20 | 17 | 16 | 24 | 28 | 16 |
| K.C. | 6 | 23 | 5 | 17 | 26 | 8 |
| L.A.-C | 10 | 28 | 6 | 6 | 18 | 5 |
| Rams | 7 | 26 | 4 | 13 | 19 | 12 |
| Miami | 27 | 32 | 12 | 30 | 27 | 26 |
| Minn. | 16 | 6 | 23 | 14 | 13 | 15 |
| N.E. | 15 | 18 | 8 | *1 | 6 | 2 |
| N.O. | 9 | 16 | 7 | 11 | 4 | 20 |
| Giants | 23 | 19 | 18 | 25 | 20 | 28 |
| Jets | 32 | 31 | 29 | 7 | 2 | 17 |
| Oak. | 11 | 13 | 9 | 19 | 8 | 25 |
| Phil. | 14 | 11 | 11 | 10 | 3 | 19 |
| Pitt. | 30 | 29 | 31 | 5 | 14 | 3 |
| S.F. | 4 | 2 | 13 | 2 | 17 | *1 |
| Sea. | 8 | 4 | 14 | 26 | 22 | 27 |
| T.B. | 3 | 24 | *1 | 15 | *1 | 30 |
| Tenn. | 12 | 3 | 21 | 21 | 12 | 24 |
| Wash. | 31 | 22 | 32 | 27 | 31 | 18 |

T = Tied for position

* = League Leader

WEEK 17 / THROUGH SUNDAY, DECEMBER 29, 2019**AFC / TEAM/OFFENSE RANK**

| Tm | (A) | (B) | (C) | (D) | (E) | (F) | (G) | (H) | (I) | (J) | (K) | (L) | (M) | (N) | (O) | (P) | (Q) |
|------------|----------|----------|----------|----------|----------|----------|----------|-----------|----------|----------|-----------|----------|-----------|----------|----------|----------|-----------|
| BAL | 1 | 2 | 1 | 1 | 12 | 5 | 6 | 7 | 1 | 2 | 1 | 5 | 15 | 10 | 13 | 1 | 2 |
| BUF | 10 | 9 | 4 | 6 | 11 | 10 | 9 | 11 | 10 | 11 | 11 | 9 | 3 | 16 | 16 | 9 | 10 |
| CIN | 12 | 13 | 12 | 12 | 8 | 14t | 10 | 10 | 11 | 10 | 8 | 14 | 1 | 9 | 4 | 15 | 5 |
| CLE | 9 | 7 | 6 | 3 | 10 | 7 | 16 | 9 | 12 | 9 | 12 | 10 | 11 | 8 | 6 | 8 | 6 |
| DEN | 14 | 12 | 10 | 10 | 13 | 11 | 8 | 12 | 14 | 15 | 2 | 7 | 2 | 13 | 15 | 14 | 7 |
| HOU | 6 | 6 | 5 | 4 | 6 | 6 | 11 | 13 | 4 | 5 | 7 | 4 | 10 | 6 | 2 | 5 | 8 |
| IND | 11 | 11 | 3 | 5 | 15 | 12 | 7 | 5 | 5 | 6 | 4 | 1 | 7 | 14 | 8 | 6 | 14 |
| JAC | 8 | 8 | 8 | 7 | 7 | 9 | 2 | 8 | 13 | 12 | 9 | 16 | 5 | 3 | 1 | 12 | 1 |
| KC | 2 | 1 | 11 | 9 | 1 | 1 | 1 | 1 | 2 | 1 | 3 | 12 | 4 | 15 | 12 | 2 | 4 |
| LAC | 3 | 4 | 13 | 11 | 2 | 4 | 14 | 4 | 3 | 3 | 6 | 15 | 14 | 2 | 10 | 7 | 12 |
| MIA | 13 | 14 | 16 | 15 | 5 | 13 | 12 | 14 | 8t | 14 | 10 | 13 | 9 | 11 | 9 | 11 | 11 |
| NE | 7 | 10 | 9 | 13 | 3 | 8 | 3 | 2 | 6 | 7 | 13 | 6 | 8 | 12 | 7 | 3 | 9 |
| NYJ | 16 | 16 | 15 | 16 | 14 | 16 | 13 | 15 | 16 | 16 | 14 | 2 | 12 | 5 | 5 | 16 | 15 |
| OAK | 4 | 5 | 7 | 8 | 4 | 2 | 4 | 3 | 8t | 4 | 5 | 11 | 6 | 4 | 14 | 10 | 13 |
| PIT | 15 | 15 | 14 | 14 | 16 | 14t | 15 | 6 | 15 | 13 | 16 | 3 | 16 | 7 | 11 | 13 | 3 |
| TEN | 5 | 3 | 2 | 2 | 9 | 3 | 5 | 16 | 7 | 8 | 15 | 8 | 13 | 1 | 3 | 4 | 16 |

AFC / OPPONENT/DEFENSE RANK

| Tm | (A) | (B) | (C) | (D) | (E) | (F) | (G) | (H) | (I) | (J) | (K) | (L) | (M) | (N) | (O) | (P) | (Q) | (R) | (S) |
|------------|-----------|----------|----------|----------|-----------|----------|-----------|----------|-----------|----------|----------|-----------|-----------|-----------|-----------|----------|----------|----------|----------|
| BAL | 3 | 5 | 2 | 10 | 5 | 5 | 7 | 10 | 2 | 5 | 2 | 14 | 8 | 14 | 13 | 3 | 12 | 1 | 1 |
| BUF | 2 | 3 | 6 | 9 | 3 | 2 | 6 | 4 | 4 | 2 | 5 | 11 | 11 | 6 | 7 | 2 | 1 | 5 | 4 |
| CIN | 15 | 16 | 16 | 12 | 11 | 15 | 11 | 12 | 9 | 12 | 12 | 4 | 7 | 5 | 6 | 15 | 14 | 15 | 15 |
| CLE | 12 | 11 | 15 | 15 | 6 | 8 | 4 | 7 | 14 | 8 | 3 | 8 | 4 | 9 | 10 | 12 | 3 | 11 | 9 |
| DEN | 7 | 7 | 9 | 6 | 8 | 7 | 15 | 6 | 7 | 7 | 10 | 15 | 15 | 13 | 11 | 6 | 13 | 10 | 13 |
| HOU | 14 | 15 | 11 | 13 | 16 | 13 | 13 | 15 | 15 | 16 | 8 | 1 | 1 | 16 | 16 | 11 | 7t | 6 | 10 |
| IND | 8 | 10 | 4 | 5 | 12 | 11 | 5 | 8 | 8 | 14 | 7 | 5 | 14 | 11 | 1 | 10 | 16 | 8 | 8 |
| JAC | 13 | 13 | 14 | 16 | 9 | 12 | 14 | 2 | 11 | 10 | 9 | 3 | 10 | 8 | 12 | 13 | 9 | 13 | 12 |
| KC | 9 | 6 | 12 | 14 | 7 | 4 | 3 | 5 | 12t | 6 | 13 | 2 | 3 | 3 | 4 | 5 | 7t | 3 | 5 |
| LAC | 5 | 8 | 10 | 8 | 4 | 10 | 9 | 11 | 3 | 15 | 14t | 9 | 13 | 4 | 9 | 8 | 2 | 7 | 3 |
| MIA | 16 | 14 | 13 | 11 | 15 | 16 | 8 | 16 | 16 | 11 | 14t | 10 | 16 | 7 | 8 | 16 | 10 | 16 | 16 |
| NE | 1 | 1 | 3 | 7 | 1 | 1 | 1 | 3 | 1 | 1 | 4 | 6 | 6 | 1 | 3 | 1 | 15 | 2 | 2 |
| NYJ | 6 | 4 | 1 | 1 | 10 | 6 | 12 | 14 | 5 | 9 | 1 | 7 | 2 | 2 | 2 | 9 | 11 | 12 | 14 |
| OAK | 10 | 12 | 5 | 3 | 14 | 14 | 16 | 13 | 12t | 13 | 16 | 16 | 5 | 15 | 14 | 14 | 4 | 14 | 6 |
| PIT | 4 | 2 | 8 | 2 | 2 | 3 | 2 | 1 | 6 | 4 | 11 | 13 | 9 | 10 | 5 | 4 | 6 | 9 | 11 |
| TEN | 11 | 9 | 7 | 4 | 13 | 9 | 10 | 9 | 10 | 3 | 6 | 12 | 12 | 12 | 15 | 7 | 5 | 4 | 7 |

(A) Total Yards per Game
 (B) Yards per Play
 (C) Rushing Yards per Game
 (D) Rushing Yards per Attempt
 (E) Passing Net Yards per Game
 (F) Passing Net Yards per Play
 (G) Passing, Percent Had Intercepted
 (H) Sacks per Pass Play
 (I) First Downs per Game
 (J) Third Down Efficiency
 (K) Fourth Down Efficiency
 (L) Punt Return Average
 (M) Kickoff Return Average
 (N) Gross Punting Average
 (O) Net Punting Average
 (P) Points per Game
 (Q) Field Goal Percentage
 Combined Offense/Defense Rank
 (R) Points per Game Differential
 (S) Net Yards per Game Differential

WEEK 17 / THROUGH SUNDAY, DECEMBER 29, 2019**NFC / TEAM/OFFENSE RANK**

| Tm | (A) | (B) | (C) | (D) | (E) | (F) | (G) | (H) | (I) | (J) | (K) | (L) | (M) | (N) | (O) | (P) | (Q) |
|-----|-----|-----|-----|-----|-----|-----|-----|-----|-----|-----|-----|-----|-----|-----|-----|-----|-----|
| ARI | 13 | 9 | 5 | 1 | 14 | 12 | 8 | 13 | 11t | 12 | 1 | 7 | 11 | 2 | 9 | 11 | 4 |
| ATL | 4 | 8 | 16 | 13 | 3 | 8 | 9 | 8 | 1 | 6 | 2 | 6 | 6 | 15 | 15 | 9 | 10 |
| CAR | 12 | 14 | 7 | 3 | 12 | 15 | 15 | 14 | 9 | 15 | 6t | 8 | 10 | 6 | 13 | 14 | 11 |
| CHI | 15 | 16 | 15 | 16 | 15 | 16 | 7 | 12 | 15 | 14 | 14t | 3 | 1 | 12 | 11 | 15 | 8t |
| DAL | 1 | 1 | 3 | 2 | 2 | 1 | 6 | 2 | 2 | 1 | 10 | 13 | 16 | 16 | 16 | 4 | 14 |
| DET | 10 | 10 | 11 | 12 | 6 | 9 | 10 | 10 | 13 | 8 | 12t | 5 | 3 | 7 | 7 | 12t | 6 |
| GB | 11 | 11 | 8 | 9 | 10 | 10 | 1 | 6 | 10 | 13 | 6t | 15 | 12 | 13 | 12 | 10 | 2 |
| LAR | 5 | 7 | 14 | 14 | 4 | 6 | 11 | 1 | 6 | 9 | 16 | 10 | 8 | 3 | 4 | 7 | 15 |
| MIN | 9 | 5 | 4 | 7 | 13 | 4 | 5 | 4 | 11t | 4 | 4 | 9 | 9 | 8 | 3 | 5 | 1 |
| NO | 7 | 3 | 9 | 10 | 5 | 5 | 2 | 3 | 5 | 5 | 12t | 2 | 4 | 5 | 2 | 2t | 3 |
| NYG | 14 | 12 | 10 | 4 | 11 | 13 | 14 | 7 | 14 | 11 | 9 | 1 | 5 | 11 | 6 | 12t | 16 |
| PHI | 8 | 13 | 6 | 11 | 7 | 11 | 4 | 5 | 3 | 2 | 14t | 12 | 7 | 4 | 5 | 8 | 5 |
| SF | 3 | 2 | 1 | 5 | 8 | 2 | 13 | 11 | 8 | 3 | 3 | 4 | 13 | 10 | 8 | 1 | 13 |
| SEA | 6 | 6 | 2 | 6 | 9 | 7 | 3 | 15 | 7 | 10 | 6t | 11 | 15 | 9 | 10 | 6 | 8t |
| TB | 2 | 4 | 13 | 15 | 1 | 3 | 16 | 9 | 4 | 7 | 5 | 14 | 14 | 14 | 14 | 2t | 12 |
| WAS | 16 | 15 | 12 | 8 | 16 | 14 | 12 | 16 | 16 | 16 | 11 | 16 | 2 | 1 | 1 | 16 | 7 |

NFC / OPPONENT/DEFENSE RANK

| Tm | (A) | (B) | (C) | (D) | (E) | (F) | (G) | (H) | (I) | (J) | (K) | (L) | (M) | (N) | (O) | (P) | (Q) | (R) | (S) |
|-----|-----|-----|-----|-----|-----|-----|-----|-----|-----|-----|-----|-----|-----|-----|-----|-----|-----|-----|-----|
| ARI | 16 | 15 | 14 | 11 | 15 | 14 | 15 | 11 | 16 | 15 | 1 | 10 | 3 | 2 | 3 | 13 | 9t | 12 | 15 |
| ATL | 10 | 13 | 7 | 8 | 11 | 13 | 8 | 14 | 9 | 12t | 13 | 8 | 6 | 14 | 12 | 10 | 15 | 10t | 7 |
| CAR | 11 | 12 | 15 | 16 | 5 | 8 | 4 | 1 | 14 | 12t | 16 | 16 | 2 | 10 | 9 | 16 | 3 | 15 | 12 |
| CHI | 2 | 2 | 4 | 3 | 2 | 4 | 13 | 13 | 3 | 6 | 9 | 9 | 12 | 11 | 4 | 1 | 2 | 10t | 11 |
| DAL | 3 | 5 | 5 | 4 | 3 | 3 | 14 | 10 | 8 | 1t | 5 | 12 | 8 | 13 | 15 | 5 | 7 | 3 | 1 |
| DET | 15 | 14 | 11 | 6 | 16 | 15 | 16 | 16 | 15 | 14 | 6 | 1 | 11 | 9 | 6 | 11 | 5 | 13 | 14 |
| GB | 9 | 9 | 13 | 13 | 6 | 10 | 1 | 8 | 4 | 7 | 4 | 14 | 10 | 5 | 10 | 4 | 9t | 5 | 9 |
| LAR | 6 | 4 | 9 | 5 | 4 | 6 | 6 | 3 | 6t | 9 | 11t | 11 | 16 | 4 | 8 | 8 | 6 | 7 | 5 |
| MIN | 7 | 6 | 6 | 10 | 7 | 2 | 2 | 6 | 6t | 10 | 8 | 6 | 13 | 12 | 13 | 2 | 14 | 4 | 8 |
| NO | 5 | 7 | 3 | 9 | 10 | 5 | 9 | 5 | 5 | 5 | 3 | 7 | 15 | 1 | 1 | 6 | 16 | 2 | 4 |
| NYG | 12 | 10 | 10 | 2 | 13 | 16 | 12 | 12 | 11 | 11 | 10 | 2 | 1 | 7 | 2 | 15 | 4 | 14 | 13 |
| PHI | 4 | 8 | 2 | 7 | 9 | 9 | 10 | 7 | 2 | 3 | 14 | 5 | 9 | 6 | 7 | 7 | 12 | 6 | 6 |
| SF | 1 | 1 | 8 | 12 | 1 | 1 | 7 | 2 | 1 | 1t | 2 | 3 | 4 | 16 | 14 | 3 | 11 | 1 | 2 |
| SEA | 13 | 16 | 12 | 15 | 12 | 12 | 3 | 15 | 12 | 8 | 11t | 4 | 5 | 8 | 11 | 9 | 1 | 9 | 10 |
| TB | 8 | 3 | 1 | 1 | 14 | 7 | 11 | 9 | 10 | 4 | 7 | 13 | 7 | 15 | 16 | 14 | 13 | 8 | 3 |
| WAS | 14 | 11 | 16 | 14 | 8 | 11 | 5 | 4 | 13 | 16 | 15 | 15 | 14 | 3 | 5 | 12 | 8 | 16 | 16 |

(A) Total Yards per Game
 (B) Yards per Play
 (C) Rushing Yards per Game
 (D) Rushing Yards per Attempt
 (E) Passing Net Yards per Game
 (F) Passing Net Yards per Play
 (G) Passing, Percent Had Intercepted
 (H) Sacks per Pass Play
 (I) First Downs per Game
 (J) Third Down Efficiency
 (K) Fourth Down Efficiency
 (L) Punt Return Average
 (M) Kickoff Return Average
 (N) Gross Punting Average
 (O) Net Punting Average
 (P) Points per Game
 (Q) Field Goal Percentage
 Combined Offense/Defense Rank
 (R) Points per Game Differential
 (S) Net Yards per Game Differential

WEEK 17 / THROUGH SUNDAY, DECEMBER 29, 2019

NFL / TEAM/OFFENSE RANK

| Tm | (A) | (B) | (C) | (D) | (E) | (F) | (G) | (H) | (I) | (J) | (K) | (L) | (M) | (N) | (O) | (P) | (Q) |
|------------|-----------|----------|----------|----------|-----------|----------|-----------|-----------|-----------|-----------|-----------|-----------|-----------|----------|----------|-----------|-----------|
| BAL | 2 | 3 | 1 | 1 | 27 | 10 | 11 | 13 | 1 | 2t | 1 | 8 | 30 | 17 | 25 | 1 | 2 |
| BUF | 24 | 22 | 8 | 14 | 26 | 21 | 18 | 23 | 20t | 24 | 20 | 14 | 5 | 31 | 31 | 23 | 20 |
| CIN | 26 | 28 | 25 | 24 | 19 | 27t | 19 | 22 | 24 | 22 | 13t | 27 | 2 | 16 | 10 | 30 | 9 |
| CLE | 22 | 14 | 12 | 4 | 22 | 17 | 31 | 20 | 26 | 20 | 23 | 16 | 20 | 14 | 14 | 22 | 10 |
| DEN | 28 | 26 | 20 | 21 | 28 | 24 | 14 | 24 | 29 | 30 | 2 | 12 | 3 | 24 | 27 | 28 | 11 |
| HOU | 13 | 12 | 9 | 8 | 15 | 13 | 20 | 27 | 9 | 8 | 12 | 5 | 19 | 12 | 3 | 14 | 17t |
| IND | 25 | 24 | 7 | 11 | 30 | 25 | 13 | 10 | 12 | 12 | 6t | 1 | 13 | 25 | 17 | 16t | 29 |
| JAC | 20 | 19 | 17 | 15 | 16 | 19 | 6 | 15 | 27 | 26 | 17 | 30 | 8 | 5 | 1 | 26 | 1 |
| KC | 6 | 2 | 23 | 20 | 5 | 2 | 2 | 4 | 6 | 1 | 5 | 19 | 6 | 28 | 23 | 5 | 6 |
| LAC | 10 | 7 | 28 | 23 | 6 | 8 | 29 | 7 | 7 | 6 | 9 | 28 | 26 | 3 | 20 | 21 | 25 |
| MIA | 27 | 29 | 32 | 31 | 12 | 26 | 26 | 29 | 18t | 28 | 18 | 22 | 18 | 20 | 18 | 25 | 24 |
| NE | 15 | 23 | 18 | 25 | 8 | 18 | 7 | 5 | 13 | 17 | 24 | 9 | 17 | 21 | 16 | 7 | 19 |
| NYJ | 32 | 32 | 31 | 32 | 29 | 29 | 27 | 30 | 31 | 31 | 27 | 2 | 22 | 11 | 12 | 31 | 31 |
| OAK | 11 | 8 | 13 | 17 | 9 | 6 | 8 | 6 | 18t | 7 | 8 | 17 | 11 | 10 | 26 | 24 | 27 |
| PIT | 30 | 30 | 29 | 30 | 31 | 27t | 30 | 11 | 30 | 27 | 32 | 3 | 31 | 13 | 21 | 27 | 3 |
| TEN | 12 | 4 | 3 | 3 | 21 | 7 | 10 | 32 | 17 | 18 | 30 | 13 | 23 | 2 | 4 | 10 | 32 |
| ARI | 21 | 16 | 10 | 2 | 24 | 22 | 16 | 25 | 20t | 21 | 3 | 18 | 24 | 4 | 15 | 16t | 8 |
| ATL | 5 | 15 | 30 | 26 | 3 | 14 | 17 | 16 | 2 | 11 | 4 | 15 | 12 | 30 | 30 | 13 | 17t |
| CAR | 19 | 25 | 14 | 6 | 20 | 31 | 28 | 26 | 15 | 29 | 13t | 20 | 21 | 9 | 28 | 20 | 21 |
| CHI | 29 | 31 | 27 | 29 | 25 | 32 | 15 | 21 | 28 | 25 | 28t | 7 | 1 | 26 | 22 | 29 | 15t |
| DAL | 1 | 1 | 5 | 5 | 2 | 1 | 12 | 2 | 3 | 2t | 21 | 26 | 32 | 32 | 32 | 6 | 26 |
| DET | 17 | 17 | 21 | 22 | 10 | 15 | 21 | 18 | 23 | 14 | 25t | 11 | 7 | 15 | 11 | 18t | 13 |
| GB | 18 | 18 | 15 | 16 | 17 | 16 | 1 | 12 | 16 | 23 | 13t | 31 | 25 | 27 | 24 | 15 | 5 |
| LAR | 7 | 13 | 26 | 27 | 4 | 11 | 22 | 1 | 10 | 15 | 31 | 23 | 15 | 6 | 7 | 11 | 28 |
| MIN | 16 | 10 | 6 | 12 | 23 | 5 | 9 | 8 | 20t | 9 | 10 | 21 | 16 | 18 | 6 | 8 | 4 |
| NO | 9 | 6 | 16 | 18 | 7 | 9 | 3 | 3 | 8 | 10 | 25t | 6 | 9 | 8 | 5 | 3t | 7 |
| NYG | 23 | 20 | 19 | 7 | 18 | 23 | 25 | 14 | 25 | 19 | 19 | 4 | 10 | 23 | 9 | 18t | 30 |
| PHI | 14 | 21 | 11 | 19 | 11 | 20 | 5 | 9 | 4 | 4 | 28t | 25 | 14 | 7 | 8 | 12 | 12 |
| SF | 4 | 5 | 2 | 9 | 13 | 3 | 24 | 19 | 14 | 5 | 6t | 10 | 27 | 22 | 13 | 2 | 23 |
| SEA | 8 | 11 | 4 | 10 | 14 | 12 | 4 | 28 | 11 | 16 | 13t | 24 | 29 | 19 | 19 | 9 | 15t |
| TB | 3 | 9 | 24 | 28 | 1 | 4 | 32 | 17 | 5 | 13 | 11 | 29 | 28 | 29 | 29 | 3t | 22 |
| WAS | 31 | 27 | 22 | 13 | 32 | 30 | 23 | 31 | 32 | 32 | 22 | 32 | 4 | 1 | 2 | 32 | 14 |

Team/Offense Rank

- (A) Total Yards per Game
- (B) Yards per Play
- (C) Rushing Yards per Game
- (D) Rushing Yards per Attempt
- (E) Passing Net Yards per Game
- (F) Passing Net Yards per Play
- (G) Passing, Percent Had Intercepted
- (H) Sacks per Pass Play
- (I) First Downs per Game
- (J) Third Down Efficiency
- (K) Fourth Down Efficiency
- (L) Punt Return Average
- (M) Kickoff Return Average
- (N) Gross Punting Average
- (O) Net Punting Average
- (P) Points per Game
- (Q) Field Goal Percentage

WEEK 17 / THROUGH SUNDAY, DECEMBER 29, 2019

NFL / OPPONENT/DEFENSE RANK

| Tm | (A) | (B) | (C) | (D) | (E) | (F) | (G) | (H) | (I) | (J) | (K) | (L) | (M) | (N) | (O) | (P) | (Q) | (R) | (S) |
|------------|-----------|-----------|-----------|----------|-----------|-----------|-----------|-----------|-----------|----------|----------|-----------|-----------|-----------|-----------|-----------|----------|----------|-----------|
| BAL | 4 | 11 | 5 | 21 | 6 | 6 | 12 | 20 | 2 | 11 | 4 | 29 | 11 | 27 | 26 | 3 | 25 | 1 | 1 |
| BUF | 3 | 4 | 10 | 18 | 4 | 3 | 10 | 10 | 6 | 7 | 7 | 23 | 18 | 12 | 11 | 2 | 1 | 10 | 9 |
| CIN | 29 | 32 | 32 | 25 | 21 | 31 | 19 | 24 | 17 | 25 | 19 | 5t | 10 | 10 | 10 | 25 | 28t | 30 | 30 |
| CLE | 22 | 21 | 30 | 30 | 7 | 17 | 6 | 15 | 25 | 14 | 5 | 17 | 5 | 18 | 18 | 20 | 4 | 22 | 19 |
| DEN | 12 | 14 | 16 | 13 | 11 | 15 | 25 | 14 | 9 | 13 | 16 | 30 | 29 | 26 | 20 | 10 | 26 | 21 | 25 |
| HOU | 28 | 31 | 25 | 27 | 29 | 25 | 22 | 28 | 26t | 31 | 10 | 1 | 2 | 31 | 30 | 19 | 13t | 15 | 20 |
| IND | 16 | 18 | 7 | 12 | 23 | 22 | 8 | 16 | 13 | 27 | 9 | 8 | 25 | 24 | 2 | 18 | 32 | 17 | 18 |
| JAC | 24 | 28 | 28 | 31 | 16 | 23 | 23 | 4 | 21 | 23 | 13t | 4 | 13 | 17 | 23 | 21 | 16 | 26 | 24 |
| KC | 17 | 13 | 26 | 29 | 8 | 5 | 5 | 11 | 23t | 12 | 20 | 3 | 4 | 6 | 5 | 7 | 13t | 4 | 10 |
| LAC | 6 | 15 | 18 | 15 | 5 | 20 | 14 | 23 | 3t | 29 | 28t | 18 | 23 | 9 | 17 | 14 | 2 | 16 | 5 |
| MIA | 30 | 30 | 27 | 22 | 26 | 32 | 13 | 32 | 30 | 24 | 28t | 19 | 31 | 13 | 15 | 32 | 17 | 32 | 31 |
| NE | 1 | 1 | 6 | 14 | 2 | 2 | 1 | 6 | 1 | 1 | 6 | 9 | 9 | 1 | 4 | 1 | 30 | 2 | 4 |
| NYJ | 7 | 5 | 2 | 2 | 17 | 13 | 21 | 26 | 7 | 17 | 2 | 15 | 3 | 3 | 3 | 16 | 18 | 25 | 27 |
| OAK | 19 | 26 | 8 | 5 | 25 | 30 | 29 | 25 | 23t | 26 | 32 | 31 | 8 | 29 | 28 | 24 | 6 | 27 | 14 |
| PIT | 5 | 3 | 14 | 3 | 3 | 4 | 2 | 1 | 8 | 9t | 17 | 28 | 12 | 22 | 7 | 5t | 12 | 18 | 22 |
| TEN | 21 | 16 | 12 | 7 | 24 | 19 | 15 | 17 | 20 | 8 | 8 | 26 | 20 | 25 | 29 | 12 | 8 | 8 | 15 |
| ARI | 32 | 27 | 24 | 20 | 31 | 27 | 31 | 21 | 32 | 30 | 1 | 20 | 7 | 4 | 8 | 28 | 20t | 23 | 29 |
| ATL | 20 | 24 | 15 | 16 | 22 | 26 | 18 | 29 | 18 | 21t | 26 | 14 | 16 | 28 | 24 | 23 | 28t | 19t | 12 |
| CAR | 23 | 23 | 29 | 32 | 13 | 14 | 9 | 2 | 29 | 21t | 31 | 32 | 6 | 19 | 19 | 31 | 7 | 29 | 23 |
| CHI | 8 | 6 | 9 | 6 | 9 | 9 | 28 | 27 | 10 | 9t | 22 | 16 | 26 | 20 | 9 | 4 | 5 | 19t | 21 |
| DAL | 9 | 9 | 11 | 8 | 10 | 8 | 30 | 19 | 16 | 2t | 13t | 22 | 19 | 23 | 31 | 11 | 15 | 6 | 2 |
| DET | 31 | 25 | 21 | 10 | 32 | 28 | 32 | 31 | 31 | 28 | 15 | 2 | 24 | 16 | 13 | 26 | 10 | 24 | 28 |
| GB | 18 | 19 | 23 | 24 | 14 | 18 | 3 | 13 | 11 | 15 | 12 | 25 | 22 | 8 | 21 | 9 | 20t | 9 | 16 |
| LAR | 13 | 8 | 19 | 9 | 12 | 11 | 16 | 5 | 14t | 18 | 24t | 21 | 32 | 7 | 16 | 17 | 11 | 12 | 8 |
| MIN | 14 | 10 | 13 | 19 | 15 | 7 | 4 | 9 | 14t | 19 | 21 | 12 | 27 | 21 | 25 | 5t | 27 | 7 | 13 |
| NO | 11 | 12 | 4 | 17 | 20 | 10 | 20 | 8 | 12 | 6 | 11 | 13 | 30 | 2 | 1 | 13 | 31 | 5 | 7 |
| NYG | 25 | 20 | 20 | 4 | 28 | 29 | 27 | 22 | 22 | 20 | 23 | 5t | 1 | 14 | 6 | 30 | 9 | 28 | 26 |
| PHI | 10 | 17 | 3 | 11 | 19 | 16 | 24 | 12 | 5 | 4 | 27 | 11 | 21 | 11 | 14 | 15 | 23 | 11 | 11 |
| SF | 2 | 2 | 17 | 23 | 1 | 1 | 17 | 3 | 3t | 2t | 3 | 7 | 14 | 32 | 27 | 8 | 22 | 3 | 3 |
| SEA | 26 | 29 | 22 | 28 | 27 | 24 | 7 | 30 | 26t | 16 | 24t | 10 | 15 | 15 | 22 | 22 | 3 | 14 | 17 |
| TB | 15 | 7 | 1 | 1 | 30 | 12 | 26 | 18 | 19 | 5 | 18 | 24 | 17 | 30 | 32 | 29 | 24 | 13 | 6 |
| WAS | 27 | 22 | 31 | 26 | 18 | 21 | 11 | 7 | 28 | 32 | 30 | 27 | 28 | 5 | 12 | 27 | 19 | 31 | 32 |

Opponent/Defense Rank

- (A) Total Yards per Game
- (B) Yards per Play
- (C) Rushing Yards per Game
- (D) Rushing Yards per Attempt
- (E) Passing Net Yards per Game
- (F) Passing Net Yards per Play
- (G) Passing, Percent Had Intercepted
- (H) Sacks per Pass Play
- (I) First Downs per Game
- (J) Third Down Efficiency
- (K) Fourth Down Efficiency
- (L) Punt Return Average
- (M) Kickoff Return Average
- (N) Gross Punting Average
- (O) Net Punting Average
- (P) Points per Game
- (Q) Field Goal Percentage
- Combined Offense/Defense Rank
- (R) Points per Game Differential
- (S) Net Yards per Game Differential

WEEK 17 / THROUGH SUNDAY, DECEMBER 29, 2019**AFC / TOTAL OFFENSE**

| Rank | Team | Total | Rushing | Passing | Total | Rushing | Passing |
|-----------|----------------------|-------------|-------------|-------------|--------------|--------------|--------------|
| 1) | Baltimore | 6521 | 3296 | 3225 | 407.6 | 206.0 | 201.6 |
| 2) | Kansas City | 6067 | 1569 | 4498 | 379.2 | 98.1 | 281.1 |
| 3) | Los Angeles Chargers | 5879 | 1453 | 4426 | 367.4 | 90.8 | 276.6 |
| 4) | Oakland | 5819 | 1893 | 3926 | 363.7 | 118.3 | 245.4 |
| 5) | Tennessee | 5805 | 2223 | 3582 | 362.8 | 138.9 | 223.9 |
| 6) | Houston | 5792 | 2009 | 3783 | 362.0 | 125.6 | 236.4 |
| 7) | New England | 5664 | 1703 | 3961 | 354.0 | 106.4 | 247.6 |
| 8) | Jacksonville | 5468 | 1708 | 3760 | 341.8 | 106.8 | 235.0 |
| 9) | Cleveland | 5455 | 1901 | 3554 | 340.9 | 118.8 | 222.1 |
| 10) | Buffalo | 5283 | 2054 | 3229 | 330.2 | 128.4 | 201.8 |
| 11) | Indianapolis | 5238 | 2130 | 3108 | 327.4 | 133.1 | 194.3 |
| 12) | Cincinnati | 5169 | 1517 | 3652 | 323.1 | 94.8 | 228.3 |
| 13) | Miami | 4960 | 1156 | 3804 | 310.0 | 72.3 | 237.8 |
| 14) | Denver | 4777 | 1662 | 3115 | 298.6 | 103.9 | 194.7 |
| 15) | Pittsburgh | 4428 | 1447 | 2981 | 276.8 | 90.4 | 186.3 |
| 16) | New York Jets | 4368 | 1257 | 3111 | 273.0 | 78.6 | 194.4 |

AFC / TOTAL DEFENSE

| Rank | Team | Total | Rushing | Passing | Total | Rushing | Passing |
|------------|----------------------|-------------|-------------|-------------|--------------|--------------|--------------|
| 1) | New England | 4414 | 1528 | 2886 | 275.9 | 95.5 | 180.4 |
| 2) | Buffalo | 4772 | 1649 | 3123 | 298.3 | 103.1 | 195.2 |
| 3) | Baltimore | 4809 | 1494 | 3315 | 300.6 | 93.4 | 207.2 |
| 4) | Pittsburgh | 4866 | 1753 | 3113 | 304.1 | 109.6 | 194.6 |
| 5) | Los Angeles Chargers | 5009 | 1805 | 3204 | 313.1 | 112.8 | 200.3 |
| 6) | New York Jets | 5170 | 1391 | 3779 | 323.1 | 86.9 | 236.2 |
| 7) | Denver | 5392 | 1783 | 3609 | 337.0 | 111.4 | 225.6 |
| 8) | Indianapolis | 5549 | 1567 | 3982 | 346.8 | 97.9 | 248.9 |
| 9) | Kansas City | 5594 | 2051 | 3543 | 349.6 | 128.2 | 221.4 |
| 10) | Oakland | 5677 | 1570 | 4107 | 354.8 | 98.1 | 256.7 |
| 11) | Tennessee | 5752 | 1672 | 4080 | 359.5 | 104.5 | 255.0 |
| 12) | Cleveland | 5785 | 2315 | 3470 | 361.6 | 144.7 | 216.9 |
| 13) | Jacksonville | 6007 | 2229 | 3778 | 375.4 | 139.3 | 236.1 |
| 14) | Houston | 6213 | 1937 | 4276 | 388.3 | 121.1 | 267.3 |
| 15) | Cincinnati | 6299 | 2382 | 3917 | 393.7 | 148.9 | 244.8 |
| 16) | Miami | 6364 | 2166 | 4198 | 397.8 | 135.4 | 262.4 |

NFC / TOTAL OFFENSE

| Rank | Team | Total | Rushing | Passing | Total | Rushing | Passing |
|------|------------------|-------|---------|---------|-------|---------|---------|
| 1) | Dallas | 6904 | 2153 | 4751 | 431.5 | 134.6 | 296.9 |
| 2) | Tampa Bay | 6366 | 1521 | 4845 | 397.9 | 95.1 | 302.8 |
| 3) | San Francisco | 6097 | 2305 | 3792 | 381.1 | 144.1 | 237.0 |
| 4) | Atlanta | 6075 | 1361 | 4714 | 379.7 | 85.1 | 294.6 |
| 5) | Los Angeles Rams | 5998 | 1499 | 4499 | 374.9 | 93.7 | 281.2 |
| 6) | Seattle | 5991 | 2200 | 3791 | 374.4 | 137.5 | 236.9 |
| 7) | New Orleans | 5982 | 1738 | 4244 | 373.9 | 108.6 | 265.3 |
| 8) | Philadelphia | 5772 | 1939 | 3833 | 360.8 | 121.2 | 239.6 |
| 9) | Minnesota | 5656 | 2133 | 3523 | 353.5 | 133.3 | 220.2 |
| 10) | Detroit | 5549 | 1649 | 3900 | 346.8 | 103.1 | 243.8 |
| 11) | Green Bay | 5528 | 1795 | 3733 | 345.5 | 112.2 | 233.3 |
| 12) | Carolina | 5469 | 1819 | 3650 | 341.8 | 113.7 | 228.1 |
| 13) | Arizona | 5467 | 1990 | 3477 | 341.7 | 124.4 | 217.3 |
| 14) | New York Giants | 5416 | 1685 | 3731 | 338.5 | 105.3 | 233.2 |
| 15) | Chicago | 4749 | 1458 | 3291 | 296.8 | 91.1 | 205.7 |
| 16) | Washington | 4395 | 1583 | 2812 | 274.7 | 98.9 | 175.8 |

NFC / TOTAL DEFENSE

| Rank | Team | Total | Rushing | Passing | Total | Rushing | Passing |
|------|------------------|-------|---------|---------|-------|---------|---------|
| 1) | San Francisco | 4509 | 1802 | 2707 | 281.8 | 112.6 | 169.2 |
| 2) | Chicago | 5186 | 1632 | 3554 | 324.1 | 102.0 | 222.1 |
| 3) | Dallas | 5232 | 1656 | 3576 | 327.0 | 103.5 | 223.5 |
| 4) | Philadelphia | 5307 | 1442 | 3865 | 331.7 | 90.1 | 241.6 |
| 5) | New Orleans | 5329 | 1461 | 3868 | 333.1 | 91.3 | 241.8 |
| 6) | Los Angeles Rams | 5434 | 1809 | 3625 | 339.6 | 113.1 | 226.6 |
| 7) | Minnesota | 5465 | 1728 | 3737 | 341.6 | 108.0 | 233.6 |
| 8) | Tampa Bay | 5503 | 1181 | 4322 | 343.9 | 73.8 | 270.1 |
| 9) | Green Bay | 5642 | 1921 | 3721 | 352.6 | 120.1 | 232.6 |
| 10) | Atlanta | 5693 | 1775 | 3918 | 355.8 | 110.9 | 244.9 |
| 11) | Carolina | 5992 | 2296 | 3696 | 374.5 | 143.5 | 231.0 |
| 12) | New York Giants | 6037 | 1812 | 4225 | 377.3 | 113.3 | 264.1 |
| 13) | Seattle | 6106 | 1883 | 4223 | 381.6 | 117.7 | 263.9 |
| 14) | Washington | 6162 | 2339 | 3823 | 385.1 | 146.2 | 238.9 |
| 15) | Detroit | 6406 | 1855 | 4551 | 400.4 | 115.9 | 284.4 |
| 16) | Arizona | 6432 | 1922 | 4510 | 402.0 | 120.1 | 281.9 |

WEEK 17 / THROUGH SUNDAY, DECEMBER 29, 2019**NFL / TOTAL OFFENSE**

| Rank | Team | Total | Rushing | Passing | Total | Rushing | Passing |
|------|----------------------|-------------|-------------|-------------|--------------|--------------|--------------|
| 1) | Dallas | 6904 | 2153 | 4751 | 431.5 | 134.6 | 296.9 |
| 2) | Baltimore | 6521 | 3296 | 3225 | 407.6 | 206.0 | 201.6 |
| 3) | Tampa Bay | 6366 | 1521 | 4845 | 397.9 | 95.1 | 302.8 |
| 4) | San Francisco | 6097 | 2305 | 3792 | 381.1 | 144.1 | 237.0 |
| 5) | Atlanta | 6075 | 1361 | 4714 | 379.7 | 85.1 | 294.6 |
| 6) | Kansas City | 6067 | 1569 | 4498 | 379.2 | 98.1 | 281.1 |
| 7) | Los Angeles Rams | 5998 | 1499 | 4499 | 374.9 | 93.7 | 281.2 |
| 8) | Seattle | 5991 | 2200 | 3791 | 374.4 | 137.5 | 236.9 |
| 9) | New Orleans | 5982 | 1738 | 4244 | 373.9 | 108.6 | 265.3 |
| 10) | Los Angeles Chargers | 5879 | 1453 | 4426 | 367.4 | 90.8 | 276.6 |
| 11) | Oakland | 5819 | 1893 | 3926 | 363.7 | 118.3 | 245.4 |
| 12) | Tennessee | 5805 | 2223 | 3582 | 362.8 | 138.9 | 223.9 |
| 13) | Houston | 5792 | 2009 | 3783 | 362.0 | 125.6 | 236.4 |
| 14) | Philadelphia | 5772 | 1939 | 3833 | 360.8 | 121.2 | 239.6 |
| 15) | New England | 5664 | 1703 | 3961 | 354.0 | 106.4 | 247.6 |
| 16) | Minnesota | 5656 | 2133 | 3523 | 353.5 | 133.3 | 220.2 |
| 17) | Detroit | 5549 | 1649 | 3900 | 346.8 | 103.1 | 243.8 |
| 18) | Green Bay | 5528 | 1795 | 3733 | 345.5 | 112.2 | 233.3 |
| 19) | Carolina | 5469 | 1819 | 3650 | 341.8 | 113.7 | 228.1 |
| 20) | Jacksonville | 5468 | 1708 | 3760 | 341.8 | 106.8 | 235.0 |
| 21) | Arizona | 5467 | 1990 | 3477 | 341.7 | 124.4 | 217.3 |
| 22) | Cleveland | 5455 | 1901 | 3554 | 340.9 | 118.8 | 222.1 |
| 23) | New York Giants | 5416 | 1685 | 3731 | 338.5 | 105.3 | 233.2 |
| 24) | Buffalo | 5283 | 2054 | 3229 | 330.2 | 128.4 | 201.8 |
| 25) | Indianapolis | 5238 | 2130 | 3108 | 327.4 | 133.1 | 194.3 |
| 26) | Cincinnati | 5169 | 1517 | 3652 | 323.1 | 94.8 | 228.3 |
| 27) | Miami | 4960 | 1156 | 3804 | 310.0 | 72.3 | 237.8 |
| 28) | Denver | 4777 | 1662 | 3115 | 298.6 | 103.9 | 194.7 |
| 29) | Chicago | 4749 | 1458 | 3291 | 296.8 | 91.1 | 205.7 |
| 30) | Pittsburgh | 4428 | 1447 | 2981 | 276.8 | 90.4 | 186.3 |
| 31) | Washington | 4395 | 1583 | 2812 | 274.7 | 98.9 | 175.8 |
| 32) | New York Jets | 4368 | 1257 | 3111 | 273.0 | 78.6 | 194.4 |

NFL / TOTAL DEFENSE

| Rank | Team | Total | Rushing | Passing | Total | Rushing | Passing |
|------|----------------------|-------------|-------------|-------------|--------------|--------------|--------------|
| 1) | New England | 4414 | 1528 | 2886 | 275.9 | 95.5 | 180.4 |
| 2) | San Francisco | 4509 | 1802 | 2707 | 281.8 | 112.6 | 169.2 |
| 3) | Buffalo | 4772 | 1649 | 3123 | 298.3 | 103.1 | 195.2 |
| 4) | Baltimore | 4809 | 1494 | 3315 | 300.6 | 93.4 | 207.2 |
| 5) | Pittsburgh | 4866 | 1753 | 3113 | 304.1 | 109.6 | 194.6 |
| 6) | Los Angeles Chargers | 5009 | 1805 | 3204 | 313.1 | 112.8 | 200.3 |
| 7) | New York Jets | 5170 | 1391 | 3779 | 323.1 | 86.9 | 236.2 |
| 8) | Chicago | 5186 | 1632 | 3554 | 324.1 | 102.0 | 222.1 |
| 9) | Dallas | 5232 | 1656 | 3576 | 327.0 | 103.5 | 223.5 |
| 10) | Philadelphia | 5307 | 1442 | 3865 | 331.7 | 90.1 | 241.6 |
| 11) | New Orleans | 5329 | 1461 | 3868 | 333.1 | 91.3 | 241.8 |
| 12) | Denver | 5392 | 1783 | 3609 | 337.0 | 111.4 | 225.6 |
| 13) | Los Angeles Rams | 5434 | 1809 | 3625 | 339.6 | 113.1 | 226.6 |
| 14) | Minnesota | 5465 | 1728 | 3737 | 341.6 | 108.0 | 233.6 |
| 15) | Tampa Bay | 5503 | 1181 | 4322 | 343.9 | 73.8 | 270.1 |
| 16) | Indianapolis | 5549 | 1567 | 3982 | 346.8 | 97.9 | 248.9 |
| 17) | Kansas City | 5594 | 2051 | 3543 | 349.6 | 128.2 | 221.4 |
| 18) | Green Bay | 5642 | 1921 | 3721 | 352.6 | 120.1 | 232.6 |
| 19) | Oakland | 5677 | 1570 | 4107 | 354.8 | 98.1 | 256.7 |
| 20) | Atlanta | 5693 | 1775 | 3918 | 355.8 | 110.9 | 244.9 |
| 21) | Tennessee | 5752 | 1672 | 4080 | 359.5 | 104.5 | 255.0 |
| 22) | Cleveland | 5785 | 2315 | 3470 | 361.6 | 144.7 | 216.9 |
| 23) | Carolina | 5992 | 2296 | 3696 | 374.5 | 143.5 | 231.0 |
| 24) | Jacksonville | 6007 | 2229 | 3778 | 375.4 | 139.3 | 236.1 |
| 25) | New York Giants | 6037 | 1812 | 4225 | 377.3 | 113.3 | 264.1 |
| 26) | Seattle | 6106 | 1883 | 4223 | 381.6 | 117.7 | 263.9 |
| 27) | Washington | 6162 | 2339 | 3823 | 385.1 | 146.2 | 238.9 |
| 28) | Houston | 6213 | 1937 | 4276 | 388.3 | 121.1 | 267.3 |
| 29) | Cincinnati | 6299 | 2382 | 3917 | 393.7 | 148.9 | 244.8 |
| 30) | Miami | 6364 | 2166 | 4198 | 397.8 | 135.4 | 262.4 |
| 31) | Detroit | 6406 | 1855 | 4551 | 400.4 | 115.9 | 284.4 |
| 32) | Arizona | 6432 | 1922 | 4510 | 402.0 | 120.1 | 281.9 |

WEEK 17 / THROUGH SUNDAY, DECEMBER 29, 2019**AFC / TAKEAWAYS, GIVEAWAYS**

| Rank | Team | TAKEAWAYS | | | GIVEAWAYS | | | Net Diff |
|-----------|----------------------|------------|------------|------------|------------|------------|------------|-------------|
| | | Int | Fum | Total | Int | Fum | Total | |
| 1) | New England | 25 | 11 | 36 | 9 | 6 | 15 | = +21 |
| 2) | Baltimore | 13 | 12 | 25 | 8 | 7 | 15 | = +10 |
| 3t) | Kansas City | 16 | 7 | 23 | 5 | 10 | 15 | = +8 |
| 3t) | Pittsburgh | 20 | 18 | 38 | 19 | 11 | 30 | = +8 |
| 5) | Tennessee | 14 | 9 | 23 | 8 | 9 | 17 | = +6 |
| 6) | Buffalo | 14 | 9 | 23 | 12 | 7 | 19 | = +4 |
| 7) | Indianapolis | 15 | 8 | 23 | 10 | 11 | 21 | = +2 |
| 8) | Denver | 10 | 7 | 17 | 10 | 6 | 16 | = +1 |
| 9) | Houston | 12 | 10 | 22 | 14 | 8 | 22 | = 0 |
| 10) | Jacksonville | 10 | 9 | 19 | 8 | 12 | 20 | = -1 |
| 11) | Oakland | 9 | 6 | 15 | 8 | 9 | 17 | = -2 |
| 12) | New York Jets | 12 | 9 | 21 | 16 | 9 | 25 | = -4 |
| 13) | Cleveland | 14 | 6 | 20 | 21 | 7 | 28 | = -8 |
| 14) | Miami | 13 | 3 | 16 | 18 | 8 | 26 | = -10 |
| 15) | Cincinnati | 11 | 5 | 16 | 16 | 14 | 30 | = -14 |
| 16) | Los Angeles Chargers | 11 | 3 | 14 | 20 | 11 | 31 | = -17 |
| | Totals | 219 | 132 | 351 | 202 | 145 | 347 | = +4 |

NFC / TAKEAWAYS, GIVEAWAYS

| Rank | Team | TAKEAWAYS | | | GIVEAWAYS | | | Net Diff |
|------|------------------|------------|------------|------------|------------|------------|------------|-------------|
| | | Int | Fum | Total | Int | Fum | Total | |
| 1) | New Orleans | 13 | 10 | 23 | 6 | 2 | 8 | = +15 |
| 2t) | Green Bay | 17 | 8 | 25 | 4 | 9 | 13 | = +12 |
| 2t) | Seattle | 16 | 16 | 32 | 6 | 14 | 20 | = +12 |
| 4) | Minnesota | 17 | 14 | 31 | 8 | 12 | 20 | = +11 |
| 5) | San Francisco | 12 | 15 | 27 | 13 | 10 | 23 | = +4 |
| 6) | Washington | 13 | 9 | 22 | 13 | 8 | 21 | = +1 |
| 7t) | Chicago | 10 | 9 | 19 | 12 | 7 | 19 | = 0 |
| 7t) | Los Angeles Rams | 13 | 11 | 24 | 17 | 7 | 24 | = 0 |
| 9t) | Arizona | 7 | 10 | 17 | 12 | 6 | 18 | = -1 |
| 9t) | Dallas | 7 | 10 | 17 | 11 | 7 | 18 | = -1 |
| 11) | Philadelphia | 11 | 9 | 20 | 8 | 15 | 23 | = -3 |
| 12t) | Atlanta | 12 | 8 | 20 | 15 | 10 | 25 | = -5 |
| 12t) | Detroit | 7 | 11 | 18 | 15 | 8 | 23 | = -5 |
| 14) | Tampa Bay | 12 | 16 | 28 | 30 | 11 | 41 | = -13 |
| 15) | Carolina | 14 | 7 | 21 | 21 | 14 | 35 | = -14 |
| 16) | New York Giants | 10 | 6 | 16 | 17 | 16 | 33 | = -17 |
| | Totals | 191 | 169 | 360 | 208 | 156 | 364 | = -4 |

NFL / TAKEAWAYS, GIVEAWAYS

| Rank | Team | TAKEAWAYS | | | GIVEAWAYS | | | Net Diff |
|-----------|----------------------|------------|------------|------------|------------|------------|------------|-------------|
| | | Int | Fum | Total | Int | Fum | Total | |
| 1) | New England | 25 | 11 | 36 | 9 | 6 | 15 | = +21 |
| 2) | New Orleans | 13 | 10 | 23 | 6 | 2 | 8 | = +15 |
| 3t) | Green Bay | 17 | 8 | 25 | 4 | 9 | 13 | = +12 |
| 3t) | Seattle | 16 | 16 | 32 | 6 | 14 | 20 | = +12 |
| 5) | Minnesota | 17 | 14 | 31 | 8 | 12 | 20 | = +11 |
| 6) | Baltimore | 13 | 12 | 25 | 8 | 7 | 15 | = +10 |
| 7t) | Kansas City | 16 | 7 | 23 | 5 | 10 | 15 | = +8 |
| 7t) | Pittsburgh | 20 | 18 | 38 | 19 | 11 | 30 | = +8 |
| 9) | Tennessee | 14 | 9 | 23 | 8 | 9 | 17 | = +6 |
| 10t) | Buffalo | 14 | 9 | 23 | 12 | 7 | 19 | = +4 |
| 10t) | San Francisco | 12 | 15 | 27 | 13 | 10 | 23 | = +4 |
| 12) | Indianapolis | 15 | 8 | 23 | 10 | 11 | 21 | = +2 |
| 13t) | Denver | 10 | 7 | 17 | 10 | 6 | 16 | = +1 |
| 13t) | Washington | 13 | 9 | 22 | 13 | 8 | 21 | = +1 |
| 15t) | Houston | 12 | 10 | 22 | 14 | 8 | 22 | = 0 |
| 15t) | Chicago | 10 | 9 | 19 | 12 | 7 | 19 | = 0 |
| 15t) | Los Angeles Rams | 13 | 11 | 24 | 17 | 7 | 24 | = 0 |
| 18t) | Jacksonville | 10 | 9 | 19 | 8 | 12 | 20 | = -1 |
| 18t) | Arizona | 7 | 10 | 17 | 12 | 6 | 18 | = -1 |
| 18t) | Dallas | 7 | 10 | 17 | 11 | 7 | 18 | = -1 |
| 21) | Oakland | 9 | 6 | 15 | 8 | 9 | 17 | = -2 |
| 22) | Philadelphia | 11 | 9 | 20 | 8 | 15 | 23 | = -3 |
| 23) | New York Jets | 12 | 9 | 21 | 16 | 9 | 25 | = -4 |
| 24t) | Atlanta | 12 | 8 | 20 | 15 | 10 | 25 | = -5 |
| 24t) | Detroit | 7 | 11 | 18 | 15 | 8 | 23 | = -5 |
| 26) | Cleveland | 14 | 6 | 20 | 21 | 7 | 28 | = -8 |
| 27) | Miami | 13 | 3 | 16 | 18 | 8 | 26 | = -10 |
| 28) | Tampa Bay | 12 | 16 | 28 | 30 | 11 | 41 | = -13 |
| 29t) | Cincinnati | 11 | 5 | 16 | 16 | 14 | 30 | = -14 |
| 29t) | Carolina | 14 | 7 | 21 | 21 | 14 | 35 | = -14 |
| 31t) | Los Angeles Chargers | 11 | 3 | 14 | 20 | 11 | 31 | = -17 |
| 31t) | New York Giants | 10 | 6 | 16 | 17 | 16 | 33 | = -17 |
| | Totals | 410 | 301 | 711 | 410 | 301 | 711 | = 0 |

WEEK 17 / THROUGH SUNDAY, DECEMBER 29, 2019**AFC / TEAM/OFFENSE INSIDE THE 20**

| Rank | Team | Poss | Pts | TD | TD% | FG | Score | Score% |
|------|----------------------|------|-----|----|------|----|-------|--------|
| 1) | Tennessee | 45 | 242 | 34 | 75.6 | 2 | 36 | 80.0 |
| 2) | Baltimore | 64 | 349 | 43 | 67.2 | 17 | 60 | 93.8 |
| 3) | Indianapolis | 56 | 292 | 36 | 64.3 | 15 | 51 | 91.1 |
| 4) | Houston | 53 | 282 | 34 | 64.2 | 15 | 49 | 92.5 |
| 5) | Cleveland | 50 | 245 | 29 | 58.0 | 15 | 44 | 88.0 |
| 6) | Buffalo | 44 | 216 | 25 | 56.8 | 13 | 38 | 86.4 |
| 7) | Miami | 48 | 228 | 27 | 56.3 | 14 | 41 | 85.4 |
| 8) | New York Jets | 33 | 149 | 18 | 54.5 | 7 | 25 | 75.8 |
| 9) | Kansas City | 50 | 242 | 27 | 54.0 | 18 | 45 | 90.0 |
| 10t) | Los Angeles Chargers | 53 | 238 | 28 | 52.8 | 14 | 42 | 79.2 |
| 10t) | Oakland | 53 | 238 | 28 | 52.8 | 15 | 43 | 81.1 |
| 12) | New England | 60 | 268 | 30 | 50.0 | 21 | 51 | 85.0 |
| 13) | Denver | 42 | 184 | 20 | 47.6 | 15 | 35 | 83.3 |
| 14) | Cincinnati | 48 | 201 | 21 | 43.8 | 18 | 39 | 81.3 |
| 15) | Jacksonville | 47 | 199 | 19 | 40.4 | 22 | 41 | 87.2 |
| 16) | Pittsburgh | 40 | 160 | 14 | 35.0 | 21 | 35 | 87.5 |

AFC / OPPONENTS/DEFENSE INSIDE THE 20

| Rank | Team | Poss | Pts | TD | TD% | FG | Score | Score% |
|------|----------------------|------|-----|----|------|----|-------|--------|
| 1) | Denver | 46 | 184 | 18 | 39.1 | 20 | 38 | 82.6 |
| 2) | Baltimore | 44 | 208 | 21 | 47.7 | 20 | 41 | 93.2 |
| 3) | New England | 29 | 127 | 14 | 48.3 | 10 | 24 | 82.8 |
| 4) | Cincinnati | 51 | 234 | 25 | 49.0 | 19 | 44 | 86.3 |
| 5) | Pittsburgh | 46 | 213 | 23 | 50.0 | 18 | 41 | 89.1 |
| 6) | Kansas City | 57 | 244 | 29 | 50.9 | 16 | 45 | 78.9 |
| 7) | Indianapolis | 50 | 239 | 26 | 52.0 | 19 | 45 | 90.0 |
| 8) | New York Jets | 48 | 230 | 26 | 54.2 | 17 | 43 | 89.6 |
| 9) | Buffalo | 43 | 196 | 24 | 55.8 | 9 | 33 | 76.7 |
| 10) | Jacksonville | 56 | 272 | 32 | 57.1 | 16 | 48 | 85.7 |
| 11) | Los Angeles Chargers | 40 | 202 | 24 | 60.0 | 12 | 36 | 90.0 |
| 12) | Cleveland | 57 | 288 | 35 | 61.4 | 15 | 50 | 87.7 |
| 13) | Miami | 59 | 309 | 37 | 62.7 | 17 | 54 | 91.5 |
| 14) | Oakland | 55 | 301 | 37 | 67.3 | 14 | 51 | 92.7 |
| 15) | Tennessee | 47 | 247 | 32 | 68.1 | 9 | 41 | 87.2 |
| 16) | Houston | 49 | 276 | 35 | 71.4 | 11 | 46 | 93.9 |

NFC / TEAM/OFFENSE INSIDE THE 20

| Rank | Team | Poss | Pts | TD | TD% | FG | Score | Score% |
|------|------------------|------|-----|----|------|----|-------|--------|
| 1) | Philadelphia | 54 | 300 | 36 | 66.7 | 16 | 52 | 96.3 |
| 2) | Tampa Bay | 54 | 279 | 35 | 64.8 | 12 | 47 | 87.0 |
| 3) | Los Angeles Rams | 59 | 310 | 38 | 64.4 | 15 | 53 | 89.8 |
| 4) | Green Bay | 50 | 263 | 32 | 64.0 | 12 | 44 | 88.0 |
| 5) | Seattle | 60 | 314 | 38 | 63.3 | 18 | 56 | 93.3 |
| 6) | Minnesota | 56 | 285 | 34 | 60.7 | 17 | 51 | 91.1 |
| 7) | New Orleans | 57 | 293 | 34 | 59.6 | 19 | 53 | 93.0 |
| 8) | Detroit | 42 | 213 | 25 | 59.5 | 13 | 38 | 90.5 |
| 9) | Carolina | 50 | 230 | 29 | 58.0 | 10 | 39 | 78.0 |
| 10) | Dallas | 54 | 269 | 31 | 57.4 | 17 | 48 | 88.9 |
| 11) | New York Giants | 42 | 198 | 24 | 57.1 | 11 | 35 | 83.3 |
| 12) | San Francisco | 62 | 291 | 33 | 53.2 | 21 | 54 | 87.1 |
| 13) | Chicago | 46 | 215 | 24 | 52.2 | 16 | 40 | 87.0 |
| 14) | Atlanta | 60 | 271 | 31 | 51.7 | 20 | 51 | 85.0 |
| 15) | Washington | 41 | 179 | 20 | 48.8 | 15 | 35 | 85.4 |
| 16) | Arizona | 53 | 238 | 24 | 45.3 | 23 | 47 | 88.7 |

NFC / OPPONENTS/DEFENSE INSIDE THE 20

| Rank | Team | Poss | Pts | TD | TD% | FG | Score | Score% |
|------|------------------|------|-----|----|------|----|-------|--------|
| 1) | Minnesota | 48 | 203 | 21 | 43.8 | 19 | 40 | 83.3 |
| 2t) | Green Bay | 48 | 209 | 24 | 50.0 | 15 | 39 | 81.3 |
| 2t) | Tampa Bay | 60 | 277 | 30 | 50.0 | 22 | 52 | 86.7 |
| 4) | Dallas | 57 | 266 | 29 | 50.9 | 21 | 50 | 87.7 |
| 5) | Chicago | 53 | 247 | 29 | 54.7 | 16 | 45 | 84.9 |
| 6) | Philadelphia | 43 | 206 | 24 | 55.8 | 13 | 37 | 86.0 |
| 7) | New York Giants | 54 | 259 | 31 | 57.4 | 15 | 46 | 85.2 |
| 8) | Detroit | 57 | 285 | 33 | 57.9 | 18 | 51 | 89.5 |
| 9) | Atlanta | 53 | 258 | 31 | 58.5 | 15 | 46 | 86.8 |
| 10) | New Orleans | 47 | 231 | 28 | 59.6 | 13 | 41 | 87.2 |
| 11) | Arizona | 62 | 311 | 37 | 59.7 | 18 | 55 | 88.7 |
| 12) | San Francisco | 40 | 187 | 24 | 60.0 | 7 | 31 | 77.5 |
| 13) | Washington | 59 | 301 | 36 | 61.0 | 17 | 53 | 89.8 |
| 14) | Seattle | 52 | 260 | 32 | 61.5 | 14 | 46 | 88.5 |
| 15) | Los Angeles Rams | 52 | 275 | 33 | 63.5 | 15 | 48 | 92.3 |
| 16) | Carolina | 64 | 336 | 41 | 64.1 | 17 | 58 | 90.6 |

WEEK 17 / THROUGH SUNDAY, DECEMBER 29, 2019**NFL / TEAM/OFFENSE INSIDE THE 20**

| Rank | Team | Poss | Pts | TD | TD% | FG | Score | Score% |
|------|----------------------|------|-----|----|------|----|-------|--------|
| 1) | Tennessee | 45 | 242 | 34 | 75.6 | 2 | 36 | 80.0 |
| 2) | Baltimore | 64 | 349 | 43 | 67.2 | 17 | 60 | 93.8 |
| 3) | Philadelphia | 54 | 300 | 36 | 66.7 | 16 | 52 | 96.3 |
| 4) | Tampa Bay | 54 | 279 | 35 | 64.8 | 12 | 47 | 87.0 |
| 5) | Los Angeles Rams | 59 | 310 | 38 | 64.4 | 15 | 53 | 89.8 |
| 6) | Indianapolis | 56 | 292 | 36 | 64.3 | 15 | 51 | 91.1 |
| 7) | Houston | 53 | 282 | 34 | 64.2 | 15 | 49 | 92.5 |
| 8) | Green Bay | 50 | 263 | 32 | 64.0 | 12 | 44 | 88.0 |
| 9) | Seattle | 60 | 314 | 38 | 63.3 | 18 | 56 | 93.3 |
| 10) | Minnesota | 56 | 285 | 34 | 60.7 | 17 | 51 | 91.1 |
| 11) | New Orleans | 57 | 293 | 34 | 59.6 | 19 | 53 | 93.0 |
| 12) | Detroit | 42 | 213 | 25 | 59.5 | 13 | 38 | 90.5 |
| 13t) | Carolina | 50 | 230 | 29 | 58.0 | 10 | 39 | 78.0 |
| 13t) | Cleveland | 50 | 245 | 29 | 58.0 | 15 | 44 | 88.0 |
| 15) | Dallas | 54 | 269 | 31 | 57.4 | 17 | 48 | 88.9 |
| 16) | New York Giants | 42 | 198 | 24 | 57.1 | 11 | 35 | 83.3 |
| 17) | Buffalo | 44 | 216 | 25 | 56.8 | 13 | 38 | 86.4 |
| 18) | Miami | 48 | 228 | 27 | 56.3 | 14 | 41 | 85.4 |
| 19) | New York Jets | 33 | 149 | 18 | 54.5 | 7 | 25 | 75.8 |
| 20) | Kansas City | 50 | 242 | 27 | 54.0 | 18 | 45 | 90.0 |
| 21) | San Francisco | 62 | 291 | 33 | 53.2 | 21 | 54 | 87.1 |
| 22t) | Los Angeles Chargers | 53 | 238 | 28 | 52.8 | 14 | 42 | 79.2 |
| 22t) | Oakland | 53 | 238 | 28 | 52.8 | 15 | 43 | 81.1 |
| 24) | Chicago | 46 | 215 | 24 | 52.2 | 16 | 40 | 87.0 |
| 25) | Atlanta | 60 | 271 | 31 | 51.7 | 20 | 51 | 85.0 |
| 26) | New England | 60 | 268 | 30 | 50.0 | 21 | 51 | 85.0 |
| 27) | Washington | 41 | 179 | 20 | 48.8 | 15 | 35 | 85.4 |
| 28) | Denver | 42 | 184 | 20 | 47.6 | 15 | 35 | 83.3 |
| 29) | Arizona | 53 | 238 | 24 | 45.3 | 23 | 47 | 88.7 |
| 30) | Cincinnati | 48 | 201 | 21 | 43.8 | 18 | 39 | 81.3 |
| 31) | Jacksonville | 47 | 199 | 19 | 40.4 | 22 | 41 | 87.2 |
| 32) | Pittsburgh | 40 | 160 | 14 | 35.0 | 21 | 35 | 87.5 |

NFL / OPPONENTS/DEFENSE INSIDE THE 20

| Rank | Team | Poss | Pts | TD | TD% | FG | Score | Score% |
|------|----------------------|------|-----|----|------|----|-------|--------|
| 1) | Denver | 46 | 184 | 18 | 39.1 | 20 | 38 | 82.6 |
| 2) | Minnesota | 48 | 203 | 21 | 43.8 | 19 | 40 | 83.3 |
| 3) | Baltimore | 44 | 208 | 21 | 47.7 | 20 | 41 | 93.2 |
| 4) | New England | 29 | 127 | 14 | 48.3 | 10 | 24 | 82.8 |
| 5) | Cincinnati | 51 | 234 | 25 | 49.0 | 19 | 44 | 86.3 |
| 6t) | Green Bay | 48 | 209 | 24 | 50.0 | 15 | 39 | 81.3 |
| 6t) | Pittsburgh | 46 | 213 | 23 | 50.0 | 18 | 41 | 89.1 |
| 6t) | Tampa Bay | 60 | 277 | 30 | 50.0 | 22 | 52 | 86.7 |
| 9t) | Dallas | 57 | 266 | 29 | 50.9 | 21 | 50 | 87.7 |
| 9t) | Kansas City | 57 | 244 | 29 | 50.9 | 16 | 45 | 78.9 |
| 11) | Indianapolis | 50 | 239 | 26 | 52.0 | 19 | 45 | 90.0 |
| 12) | New York Jets | 48 | 230 | 26 | 54.2 | 17 | 43 | 89.6 |
| 13) | Chicago | 53 | 247 | 29 | 54.7 | 16 | 45 | 84.9 |
| 14t) | Buffalo | 43 | 196 | 24 | 55.8 | 9 | 33 | 76.7 |
| 14t) | Philadelphia | 43 | 206 | 24 | 55.8 | 13 | 37 | 86.0 |
| 16) | Jacksonville | 56 | 272 | 32 | 57.1 | 16 | 48 | 85.7 |
| 17) | New York Giants | 54 | 259 | 31 | 57.4 | 15 | 46 | 85.2 |
| 18) | Detroit | 57 | 285 | 33 | 57.9 | 18 | 51 | 89.5 |
| 19) | Atlanta | 53 | 258 | 31 | 58.5 | 15 | 46 | 86.8 |
| 20) | New Orleans | 47 | 231 | 28 | 59.6 | 13 | 41 | 87.2 |
| 21) | Arizona | 62 | 311 | 37 | 59.7 | 18 | 55 | 88.7 |
| 22t) | Los Angeles Chargers | 40 | 202 | 24 | 60.0 | 12 | 36 | 90.0 |
| 22t) | San Francisco | 40 | 187 | 24 | 60.0 | 7 | 31 | 77.5 |
| 24) | Washington | 59 | 301 | 36 | 61.0 | 17 | 53 | 89.8 |
| 25) | Cleveland | 57 | 288 | 35 | 61.4 | 15 | 50 | 87.7 |
| 26) | Seattle | 52 | 260 | 32 | 61.5 | 14 | 46 | 88.5 |
| 27) | Miami | 59 | 309 | 37 | 62.7 | 17 | 54 | 91.5 |
| 28) | Los Angeles Rams | 52 | 275 | 33 | 63.5 | 15 | 48 | 92.3 |
| 29) | Carolina | 64 | 336 | 41 | 64.1 | 17 | 58 | 90.6 |
| 30) | Oakland | 55 | 301 | 37 | 67.3 | 14 | 51 | 92.7 |
| 31) | Tennessee | 47 | 247 | 32 | 68.1 | 9 | 41 | 87.2 |
| 32) | Houston | 49 | 276 | 35 | 71.4 | 11 | 46 | 93.9 |

WEEK 17 / THROUGH SUNDAY, DECEMBER 29, 2019

AFC / OFFENSE/TEAMS: FIRST DOWNS, THIRD DOWNS, FOURTH DOWNS

| Rank | Team | FIRST DOWNS | | | | THIRD DOWNS | | | FOURTH DOWNS | | |
|------|----------------------|-------------|-------------|-------------|------------|-------------|-------------|-------------|--------------|------------|-------------|
| | | Total | Rush | Pass | Pen | Made | Att | Pct | Made | Att | Pct |
| 1) | Baltimore | 386 | 188 | 171 | 27 | 88 | 187 | 47.1 | 17 | 24 | 70.8 |
| 2) | Kansas City | 350 | 93 | 211 | 46 | 89 | 187 | 47.6 | 6 | 10 | 60.0 |
| 3) | Los Angeles Chargers | 349 | 90 | 220 | 39 | 86 | 194 | 44.3 | 10 | 18 | 55.6 |
| 4) | Houston | 346 | 112 | 203 | 31 | 84 | 193 | 43.5 | 13 | 25 | 52.0 |
| 5) | Indianapolis | 340 | 131 | 165 | 44 | 86 | 207 | 41.5 | 14 | 24 | 58.3 |
| 6) | New England | 338 | 110 | 197 | 31 | 87 | 227 | 38.3 | 6 | 15 | 40.0 |
| 7) | Tennessee | 317 | 104 | 177 | 36 | 70 | 185 | 37.8 | 4 | 14 | 28.6 |
| 8t) | Miami | 315 | 64 | 210 | 41 | 71 | 207 | 34.3 | 13 | 28 | 46.4 |
| 8t) | Oakland | 315 | 104 | 194 | 17 | 88 | 201 | 43.8 | 11 | 19 | 57.9 |
| 10) | Buffalo | 314 | 120 | 162 | 32 | 76 | 212 | 35.8 | 8 | 18 | 44.4 |
| 11) | Cincinnati | 312 | 85 | 191 | 36 | 80 | 222 | 36.0 | 13 | 26 | 50.0 |
| 12) | Cleveland | 305 | 90 | 180 | 35 | 71 | 196 | 36.2 | 7 | 17 | 41.2 |
| 13) | Jacksonville | 298 | 85 | 183 | 30 | 76 | 220 | 34.5 | 12 | 25 | 48.0 |
| 14) | Denver | 279 | 77 | 162 | 40 | 64 | 202 | 31.7 | 11 | 16 | 68.8 |
| 15) | Pittsburgh | 265 | 75 | 147 | 43 | 67 | 195 | 34.4 | 2 | 15 | 13.3 |
| 16) | New York Jets | 253 | 61 | 162 | 30 | 65 | 212 | 30.7 | 7 | 19 | 36.8 |
| | Totals | 5082 | 1589 | 2935 | 558 | 1248 | 3247 | 38.4 | 154 | 313 | 49.2 |

AFC / DEFENSE/OPPONENTS: FIRST DOWNS, THIRD DOWNS, FOURTH DOWNS

| Rank | Team | FIRST DOWNS | | | | THIRD DOWNS | | | FOURTH DOWNS | | |
|------|----------------------|-------------|-------------|-------------|------------|-------------|-------------|-------------|--------------|------------|-------------|
| | | Total | Rush | Pass | Pen | Made | Att | Pct | Made | Att | Pct |
| 1) | New England | 261 | 72 | 150 | 39 | 47 | 195 | 24.1 | 8 | 22 | 36.4 |
| 2) | Baltimore | 276 | 74 | 163 | 39 | 72 | 194 | 37.1 | 6 | 18 | 33.3 |
| 3) | Los Angeles Chargers | 285 | 101 | 156 | 28 | 88 | 195 | 45.1 | 8 | 13 | 61.5 |
| 4) | Buffalo | 295 | 93 | 169 | 33 | 76 | 212 | 35.8 | 8 | 21 | 38.1 |
| 5) | New York Jets | 302 | 75 | 187 | 40 | 88 | 225 | 39.1 | 3 | 12 | 25.0 |
| 6) | Pittsburgh | 304 | 110 | 164 | 30 | 76 | 209 | 36.4 | 10 | 21 | 47.6 |
| 7) | Denver | 305 | 96 | 175 | 34 | 79 | 211 | 37.4 | 9 | 19 | 47.4 |
| 8) | Indianapolis | 323 | 93 | 207 | 23 | 85 | 199 | 42.7 | 8 | 19 | 42.1 |
| 9) | Cincinnati | 328 | 124 | 183 | 21 | 89 | 209 | 42.6 | 5 | 10 | 50.0 |
| 10) | Tennessee | 335 | 95 | 213 | 27 | 74 | 204 | 36.3 | 10 | 25 | 40.0 |
| 11) | Jacksonville | 340 | 114 | 193 | 33 | 79 | 190 | 41.6 | 5 | 11 | 45.5 |
| 12t) | Kansas City | 344 | 115 | 190 | 39 | 75 | 202 | 37.1 | 16 | 31 | 51.6 |
| 12t) | Oakland | 344 | 91 | 201 | 52 | 81 | 190 | 42.6 | 9 | 13 | 69.2 |
| 14) | Cleveland | 345 | 124 | 184 | 37 | 74 | 195 | 37.9 | 6 | 17 | 35.3 |
| 15) | Houston | 346 | 98 | 220 | 28 | 98 | 202 | 48.5 | 7 | 16 | 43.8 |
| 16) | Miami | 361 | 113 | 214 | 34 | 81 | 194 | 41.8 | 8 | 13 | 61.5 |
| | Totals | 5094 | 1588 | 2969 | 537 | 1262 | 3226 | 39.1 | 126 | 281 | 44.8 |

NFC / OFFENSE/TEAMS: FIRST DOWNS, THIRD DOWNS, FOURTH DOWNS

| Rank | Team | FIRST DOWNS | | | | THIRD DOWNS | | | FOURTH DOWNS | | |
|------|------------------|-------------|-------------|-------------|------------|-------------|-------------|-------------|--------------|------------|-------------|
| | | Total | Rush | Pass | Pen | Made | Att | Pct | Made | Att | Pct |
| 1) | Atlanta | 383 | 84 | 258 | 41 | 87 | 207 | 42.0 | 13 | 21 | 61.9 |
| 2) | Dallas | 379 | 120 | 229 | 30 | 96 | 204 | 47.1 | 7 | 16 | 43.8 |
| 3) | Philadelphia | 354 | 104 | 215 | 35 | 104 | 229 | 45.4 | 8 | 24 | 33.3 |
| 4) | Tampa Bay | 353 | 81 | 244 | 28 | 90 | 217 | 41.5 | 9 | 17 | 52.9 |
| 5) | New Orleans | 347 | 97 | 230 | 20 | 81 | 192 | 42.2 | 5 | 13 | 38.5 |
| 6) | Los Angeles Rams | 342 | 92 | 222 | 28 | 83 | 208 | 39.9 | 3 | 13 | 23.1 |
| 7) | Seattle | 341 | 121 | 190 | 30 | 79 | 200 | 39.5 | 7 | 14 | 50.0 |
| 8) | San Francisco | 336 | 110 | 195 | 31 | 90 | 200 | 45.0 | 7 | 12 | 58.3 |
| 9) | Carolina | 335 | 82 | 230 | 23 | 66 | 207 | 31.9 | 12 | 24 | 50.0 |
| 10) | Green Bay | 320 | 90 | 190 | 40 | 73 | 203 | 36.0 | 7 | 14 | 50.0 |
| 11t) | Arizona | 314 | 109 | 176 | 29 | 71 | 197 | 36.0 | 13 | 20 | 65.0 |
| 11t) | Minnesota | 314 | 106 | 171 | 37 | 83 | 194 | 42.8 | 8 | 15 | 53.3 |
| 13) | Detroit | 313 | 82 | 196 | 35 | 90 | 220 | 40.9 | 5 | 13 | 38.5 |
| 14) | New York Giants | 311 | 89 | 187 | 35 | 79 | 212 | 37.3 | 14 | 31 | 45.2 |
| 15) | Chicago | 297 | 85 | 178 | 34 | 77 | 216 | 35.6 | 7 | 21 | 33.3 |
| 16) | Washington | 248 | 74 | 154 | 20 | 52 | 179 | 29.1 | 6 | 14 | 42.9 |
| | Totals | 5287 | 1526 | 3265 | 496 | 1301 | 3285 | 39.6 | 131 | 282 | 46.5 |

NFC / DEFENSE/OPPONENTS: FIRST DOWNS, THIRD DOWNS, FOURTH DOWNS

| Rank | Team | FIRST DOWNS | | | | THIRD DOWNS | | | FOURTH DOWNS | | |
|------|------------------|-------------|-------------|-------------|------------|-------------|-------------|-------------|--------------|------------|-------------|
| | | Total | Rush | Pass | Pen | Made | Att | Pct | Made | Att | Pct |
| 1) | San Francisco | 285 | 105 | 150 | 30 | 64 | 192 | 33.3 | 8 | 25 | 32.0 |
| 2) | Philadelphia | 289 | 76 | 185 | 28 | 70 | 205 | 34.1 | 11 | 18 | 61.1 |
| 3) | Chicago | 306 | 86 | 190 | 30 | 76 | 209 | 36.4 | 13 | 23 | 56.5 |
| 4) | Green Bay | 310 | 99 | 191 | 20 | 75 | 197 | 38.1 | 8 | 18 | 44.4 |
| 5) | New Orleans | 311 | 71 | 197 | 43 | 73 | 210 | 34.8 | 11 | 25 | 44.0 |
| 6t) | Los Angeles Rams | 324 | 100 | 194 | 30 | 86 | 218 | 39.4 | 14 | 24 | 58.3 |
| 6t) | Minnesota | 324 | 78 | 215 | 31 | 85 | 214 | 39.7 | 16 | 29 | 55.2 |
| 8) | Dallas | 327 | 101 | 188 | 38 | 67 | 201 | 33.3 | 10 | 22 | 45.5 |
| 9) | Atlanta | 330 | 108 | 192 | 30 | 77 | 193 | 39.9 | 12 | 20 | 60.0 |
| 10) | Tampa Bay | 331 | 70 | 222 | 39 | 75 | 218 | 34.4 | 13 | 27 | 48.1 |
| 11) | New York Giants | 343 | 100 | 211 | 32 | 86 | 216 | 39.8 | 8 | 14 | 57.1 |
| 12) | Seattle | 346 | 97 | 224 | 25 | 71 | 185 | 38.4 | 7 | 12 | 58.3 |
| 13) | Washington | 354 | 120 | 200 | 34 | 111 | 227 | 48.9 | 12 | 19 | 63.2 |
| 14) | Carolina | 355 | 128 | 197 | 30 | 77 | 193 | 39.9 | 6 | 9 | 66.7 |
| 15) | Detroit | 365 | 94 | 232 | 39 | 94 | 214 | 43.9 | 7 | 15 | 46.7 |
| 16) | Arizona | 375 | 94 | 243 | 38 | 100 | 214 | 46.7 | 3 | 14 | 21.4 |
| | Totals | 5275 | 1527 | 3231 | 517 | 1287 | 3306 | 38.9 | 159 | 314 | 50.6 |

WEEK 17 / THROUGH SUNDAY, DECEMBER 29, 2019

NFL / OFFENSE/TEAMS: FIRST DOWNS, THIRD DOWNS, FOURTH DOWNS

| Rank | Team | FIRST DOWNS | | | | THIRD DOWNS | | | FOURTH DOWNS | | |
|------|----------------------|--------------|-------------|-------------|-------------|-------------|-------------|-------------|--------------|------------|-------------|
| | | Total | Rush | Pass | Pen | Made | Att | Pct | Made | Att | Pct |
| 1) | Baltimore | 386 | 188 | 171 | 27 | 88 | 187 | 47.1 | 17 | 24 | 70.8 |
| 2) | Atlanta | 383 | 84 | 258 | 41 | 87 | 207 | 42.0 | 13 | 21 | 61.9 |
| 3) | Dallas | 379 | 120 | 229 | 30 | 96 | 204 | 47.1 | 7 | 16 | 43.8 |
| 4) | Philadelphia | 354 | 104 | 215 | 35 | 104 | 229 | 45.4 | 8 | 24 | 33.3 |
| 5) | Tampa Bay | 353 | 81 | 244 | 28 | 90 | 217 | 41.5 | 9 | 17 | 52.9 |
| 6) | Kansas City | 350 | 93 | 211 | 46 | 89 | 187 | 47.6 | 6 | 10 | 60.0 |
| 7) | Los Angeles Chargers | 349 | 90 | 220 | 39 | 86 | 194 | 44.3 | 10 | 18 | 55.6 |
| 8) | New Orleans | 347 | 97 | 230 | 20 | 81 | 192 | 42.2 | 5 | 13 | 38.5 |
| 9) | Houston | 346 | 112 | 203 | 31 | 84 | 193 | 43.5 | 13 | 25 | 52.0 |
| 10) | Los Angeles Rams | 342 | 92 | 222 | 28 | 83 | 208 | 39.9 | 3 | 13 | 23.1 |
| 11) | Seattle | 341 | 121 | 190 | 30 | 79 | 200 | 39.5 | 7 | 14 | 50.0 |
| 12) | Indianapolis | 340 | 131 | 165 | 44 | 86 | 207 | 41.5 | 14 | 24 | 58.3 |
| 13) | New England | 338 | 110 | 197 | 31 | 87 | 227 | 38.3 | 6 | 15 | 40.0 |
| 14) | San Francisco | 336 | 110 | 195 | 31 | 90 | 200 | 45.0 | 7 | 12 | 58.3 |
| 15) | Carolina | 335 | 82 | 230 | 23 | 66 | 207 | 31.9 | 12 | 24 | 50.0 |
| 16) | Green Bay | 320 | 90 | 190 | 40 | 73 | 203 | 36.0 | 7 | 14 | 50.0 |
| 17) | Tennessee | 317 | 104 | 177 | 36 | 70 | 185 | 37.8 | 4 | 14 | 28.6 |
| 18t) | Miami | 315 | 64 | 210 | 41 | 71 | 207 | 34.3 | 13 | 28 | 46.4 |
| 18t) | Oakland | 315 | 104 | 194 | 17 | 88 | 201 | 43.8 | 11 | 19 | 57.9 |
| 20t) | Buffalo | 314 | 120 | 162 | 32 | 76 | 212 | 35.8 | 8 | 18 | 44.4 |
| 20t) | Arizona | 314 | 109 | 176 | 29 | 71 | 197 | 36.0 | 13 | 20 | 65.0 |
| 20t) | Minnesota | 314 | 106 | 171 | 37 | 83 | 194 | 42.8 | 8 | 15 | 53.3 |
| 23) | Detroit | 313 | 82 | 196 | 35 | 90 | 220 | 40.9 | 5 | 13 | 38.5 |
| 24) | Cincinnati | 312 | 85 | 191 | 36 | 80 | 222 | 36.0 | 13 | 26 | 50.0 |
| 25) | New York Giants | 311 | 89 | 187 | 35 | 79 | 212 | 37.3 | 14 | 31 | 45.2 |
| 26) | Cleveland | 305 | 90 | 180 | 35 | 71 | 196 | 36.2 | 7 | 17 | 41.2 |
| 27) | Jacksonville | 298 | 85 | 183 | 30 | 76 | 220 | 34.5 | 12 | 25 | 48.0 |
| 28) | Chicago | 297 | 85 | 178 | 34 | 77 | 216 | 35.6 | 7 | 21 | 33.3 |
| 29) | Denver | 279 | 77 | 162 | 40 | 64 | 202 | 31.7 | 11 | 16 | 68.8 |
| 30) | Pittsburgh | 265 | 75 | 147 | 43 | 67 | 195 | 34.4 | 2 | 15 | 13.3 |
| 31) | New York Jets | 253 | 61 | 162 | 30 | 65 | 212 | 30.7 | 7 | 19 | 36.8 |
| 32) | Washington | 248 | 74 | 154 | 20 | 52 | 179 | 29.1 | 6 | 14 | 42.9 |
| | Totals | 10369 | 3115 | 6200 | 1054 | 2549 | 6532 | 39.0 | 285 | 595 | 47.9 |

NFL / DEFENSE/OPPONENTS: FIRST DOWNS, THIRD DOWNS, FOURTH DOWNS

| Rank | Team | FIRST DOWNS | | | | THIRD DOWNS | | | FOURTH DOWNS | | |
|------|----------------------|--------------|-------------|-------------|-------------|-------------|-------------|-------------|--------------|------------|-------------|
| | | Total | Rush | Pass | Pen | Made | Att | Pct | Made | Att | Pct |
| 1) | New England | 261 | 72 | 150 | 39 | 47 | 195 | 24.1 | 8 | 22 | 36.4 |
| 2) | Baltimore | 276 | 74 | 163 | 39 | 72 | 194 | 37.1 | 6 | 18 | 33.3 |
| 3t) | Los Angeles Chargers | 285 | 101 | 156 | 28 | 88 | 195 | 45.1 | 8 | 13 | 61.5 |
| 3t) | San Francisco | 285 | 105 | 150 | 30 | 64 | 192 | 33.3 | 8 | 25 | 32.0 |
| 5) | Philadelphia | 289 | 76 | 185 | 28 | 70 | 205 | 34.1 | 11 | 18 | 61.1 |
| 6) | Buffalo | 295 | 93 | 169 | 33 | 76 | 212 | 35.8 | 8 | 21 | 38.1 |
| 7) | New York Jets | 302 | 75 | 187 | 40 | 88 | 225 | 39.1 | 3 | 12 | 25.0 |
| 8) | Pittsburgh | 304 | 110 | 164 | 30 | 76 | 209 | 36.4 | 10 | 21 | 47.6 |
| 9) | Denver | 305 | 96 | 175 | 34 | 79 | 211 | 37.4 | 9 | 19 | 47.4 |
| 10) | Chicago | 306 | 86 | 190 | 30 | 76 | 209 | 36.4 | 13 | 23 | 56.5 |
| 11) | Green Bay | 310 | 99 | 191 | 20 | 75 | 197 | 38.1 | 8 | 18 | 44.4 |
| 12) | New Orleans | 311 | 71 | 197 | 43 | 73 | 210 | 34.8 | 11 | 25 | 44.0 |
| 13) | Indianapolis | 323 | 93 | 207 | 23 | 85 | 199 | 42.7 | 8 | 19 | 42.1 |
| 14t) | Los Angeles Rams | 324 | 100 | 194 | 30 | 86 | 218 | 39.4 | 14 | 24 | 58.3 |
| 14t) | Minnesota | 324 | 78 | 215 | 31 | 85 | 214 | 39.7 | 16 | 29 | 55.2 |
| 16) | Dallas | 327 | 101 | 188 | 38 | 67 | 201 | 33.3 | 10 | 22 | 45.5 |
| 17) | Cincinnati | 328 | 124 | 183 | 21 | 89 | 209 | 42.6 | 5 | 10 | 50.0 |
| 18) | Atlanta | 330 | 108 | 192 | 30 | 77 | 193 | 39.9 | 12 | 20 | 60.0 |
| 19) | Tampa Bay | 331 | 70 | 222 | 39 | 75 | 218 | 34.4 | 13 | 27 | 48.1 |
| 20) | Tennessee | 335 | 95 | 213 | 27 | 74 | 204 | 36.3 | 10 | 25 | 40.0 |
| 21) | Jacksonville | 340 | 114 | 193 | 33 | 79 | 190 | 41.6 | 5 | 11 | 45.5 |
| 22) | New York Giants | 343 | 100 | 211 | 32 | 86 | 216 | 39.8 | 8 | 14 | 57.1 |
| 23t) | Kansas City | 344 | 115 | 190 | 39 | 75 | 202 | 37.1 | 16 | 31 | 51.6 |
| 23t) | Oakland | 344 | 91 | 201 | 52 | 81 | 190 | 42.6 | 9 | 13 | 69.2 |
| 25) | Cleveland | 345 | 124 | 184 | 37 | 74 | 195 | 37.9 | 6 | 17 | 35.3 |
| 26t) | Houston | 346 | 98 | 220 | 28 | 98 | 202 | 48.5 | 7 | 16 | 43.8 |
| 26t) | Seattle | 346 | 97 | 224 | 25 | 71 | 185 | 38.4 | 7 | 12 | 58.3 |
| 28) | Washington | 354 | 120 | 200 | 34 | 111 | 227 | 48.9 | 12 | 19 | 63.2 |
| 29) | Carolina | 355 | 128 | 197 | 30 | 77 | 193 | 39.9 | 6 | 9 | 66.7 |
| 30) | Miami | 361 | 113 | 214 | 34 | 81 | 194 | 41.8 | 8 | 13 | 61.5 |
| 31) | Detroit | 365 | 94 | 232 | 39 | 94 | 214 | 43.9 | 7 | 15 | 46.7 |
| 32) | Arizona | 375 | 94 | 243 | 38 | 100 | 214 | 46.7 | 3 | 14 | 21.4 |
| | Totals | 10369 | 3115 | 6200 | 1054 | 2549 | 6532 | 39.0 | 285 | 595 | 47.9 |

WEEK 17 / THROUGH SUNDAY, DECEMBER 29, 2019

AFC / FIRST-DOWN PLAYS BY TEAMS

| Rank | Team | Yds/Play | Plays | Yards |
|-----------|----------------------|-------------|-------------|--------------|
| 1) | Kansas City | 6.43 | 456 | 2934 |
| 2) | Tennessee | 6.42 | 441 | 2831 |
| 3) | Los Angeles Chargers | 5.96 | 455 | 2712 |
| 4) | Cleveland | 5.74 | 443 | 2544 |
| 5) | Oakland | 5.74 | 437 | 2509 |
| 6) | Baltimore | 5.69 | 487 | 2773 |
| 7) | Buffalo | 5.66 | 459 | 2598 |
| 8) | Houston | 5.55 | 458 | 2541 |
| 9) | Jacksonville | 5.51 | 437 | 2408 |
| 10) | Denver | 5.40 | 414 | 2235 |
| 11) | New England | 5.32 | 485 | 2578 |
| 12) | Indianapolis | 5.18 | 447 | 2316 |
| 13) | Cincinnati | 4.93 | 456 | 2247 |
| 14) | New York Jets | 4.81 | 407 | 1956 |
| 15) | Pittsburgh | 4.40 | 412 | 1814 |
| 16) | Miami | 4.36 | 449 | 1957 |
| | TOTAL | 5.45 | 7143 | 38953 |

AFC / FIRST-DOWN PLAYS BY OPPONENTS

| Rank | Team | Yds/Play | Plays | Yards |
|------------|----------------------|-------------|-------------|--------------|
| 1) | New York Jets | 4.33 | 446 | 1930 |
| 2) | New England | 4.56 | 420 | 1916 |
| 3) | Pittsburgh | 4.71 | 456 | 2150 |
| 4) | Los Angeles Chargers | 4.95 | 401 | 1984 |
| 5) | Houston | 4.99 | 463 | 2310 |
| 6) | Buffalo | 5.13 | 433 | 2221 |
| 7) | Baltimore | 5.30 | 406 | 2150 |
| 8) | Denver | 5.35 | 438 | 2345 |
| 9) | Kansas City | 5.53 | 460 | 2543 |
| 10) | Indianapolis | 5.77 | 445 | 2569 |
| 11) | Miami | 5.79 | 485 | 2806 |
| 12) | Tennessee | 5.91 | 475 | 2807 |
| 13) | Cincinnati | 6.06 | 463 | 2805 |
| 14) | Jacksonville | 6.33 | 465 | 2942 |
| 15) | Cleveland | 6.45 | 469 | 3026 |
| 16) | Oakland | 6.61 | 443 | 2927 |
| | TOTAL | 5.50 | 7168 | 39431 |

NFC / FIRST-DOWN PLAYS BY TEAMS

| Rank | Team | Yds/Play | Plays | Yards |
|------|------------------|-------------|-------------|--------------|
| 1) | San Francisco | 6.65 | 461 | 3066 |
| 2) | New Orleans | 6.41 | 467 | 2994 |
| 3) | Tampa Bay | 5.96 | 496 | 2957 |
| 4) | Dallas | 5.82 | 493 | 2869 |
| 5) | Carolina | 5.76 | 485 | 2796 |
| 6) | New York Giants | 5.70 | 442 | 2518 |
| 7) | Atlanta | 5.62 | 510 | 2864 |
| 8) | Philadelphia | 5.56 | 488 | 2713 |
| 9) | Minnesota | 5.56 | 435 | 2418 |
| 10) | Seattle | 5.48 | 475 | 2603 |
| 11) | Arizona | 5.40 | 447 | 2415 |
| 12) | Los Angeles Rams | 5.25 | 480 | 2519 |
| 13) | Detroit | 5.23 | 446 | 2334 |
| 14) | Green Bay | 5.20 | 446 | 2321 |
| 15) | Chicago | 4.93 | 434 | 2139 |
| 16) | Washington | 4.83 | 391 | 1890 |
| | TOTAL | 5.60 | 7396 | 41416 |

NFC / FIRST-DOWN PLAYS BY OPPONENTS

| Rank | Team | Yds/Play | Plays | Yards |
|------|------------------|-------------|-------------|--------------|
| 1) | Los Angeles Rams | 4.60 | 464 | 2134 |
| 2) | Washington | 4.88 | 472 | 2302 |
| 3) | Chicago | 4.92 | 447 | 2198 |
| 4) | San Francisco | 4.97 | 420 | 2087 |
| 5) | Tampa Bay | 5.35 | 479 | 2562 |
| 6) | New Orleans | 5.42 | 434 | 2354 |
| 7) | New York Giants | 5.54 | 477 | 2644 |
| 8) | Philadelphia | 5.63 | 425 | 2391 |
| 9) | Carolina | 5.68 | 488 | 2770 |
| 10) | Minnesota | 5.68 | 458 | 2603 |
| 11) | Detroit | 5.77 | 492 | 2841 |
| 12) | Arizona | 5.85 | 494 | 2889 |
| 13) | Atlanta | 6.00 | 443 | 2656 |
| 14) | Green Bay | 6.07 | 446 | 2709 |
| 15) | Dallas | 6.17 | 456 | 2815 |
| 16) | Seattle | 6.27 | 476 | 2983 |
| | TOTAL | 5.55 | 7371 | 40938 |

NFL / FIRST-DOWN PLAYS BY TEAMS

| Rank | Team | Yds/Play | Plays | Yards |
|-----------|----------------------|-------------|--------------|--------------|
| 1) | San Francisco | 6.65 | 461 | 3066 |
| 2) | Kansas City | 6.43 | 456 | 2934 |
| 3) | Tennessee | 6.42 | 441 | 2831 |
| 4) | New Orleans | 6.41 | 467 | 2994 |
| 5) | Tampa Bay | 5.96 | 496 | 2957 |
| 6) | Los Angeles Chargers | 5.96 | 455 | 2712 |
| 7) | Dallas | 5.82 | 493 | 2869 |
| 8) | Carolina | 5.76 | 485 | 2796 |
| 9) | Cleveland | 5.74 | 443 | 2544 |
| 10) | Oakland | 5.74 | 437 | 2509 |
| 11) | New York Giants | 5.70 | 442 | 2518 |
| 12) | Baltimore | 5.69 | 487 | 2773 |
| 13) | Buffalo | 5.66 | 459 | 2598 |
| 14) | Atlanta | 5.62 | 510 | 2864 |
| 15) | Philadelphia | 5.56 | 488 | 2713 |
| 16) | Minnesota | 5.56 | 435 | 2418 |
| 17) | Houston | 5.55 | 458 | 2541 |
| 18) | Jacksonville | 5.51 | 437 | 2408 |
| 19) | Seattle | 5.48 | 475 | 2603 |
| 20) | Arizona | 5.40 | 447 | 2415 |
| 21) | Denver | 5.40 | 414 | 2235 |
| 22) | New England | 5.32 | 485 | 2578 |
| 23) | Los Angeles Rams | 5.25 | 480 | 2519 |
| 24) | Detroit | 5.23 | 446 | 2334 |
| 25) | Green Bay | 5.20 | 446 | 2321 |
| 26) | Indianapolis | 5.18 | 447 | 2316 |
| 27) | Chicago | 4.93 | 434 | 2139 |
| 28) | Cincinnati | 4.93 | 456 | 2247 |
| 29) | Washington | 4.83 | 391 | 1890 |
| 30) | New York Jets | 4.81 | 407 | 1956 |
| 31) | Pittsburgh | 4.40 | 412 | 1814 |
| 32) | Miami | 4.36 | 449 | 1957 |
| | TOTAL | 5.53 | 14539 | 80369 |

NFL / FIRST-DOWN PLAYS BY OPPONENTS

| Rank | Team | Yds/Play | Plays | Yards |
|------------|----------------------|-------------|--------------|--------------|
| 1) | New York Jets | 4.33 | 446 | 1930 |
| 2) | New England | 4.56 | 420 | 1916 |
| 3) | Los Angeles Rams | 4.60 | 464 | 2134 |
| 4) | Pittsburgh | 4.71 | 456 | 2150 |
| 5) | Washington | 4.88 | 472 | 2302 |
| 6) | Chicago | 4.92 | 447 | 2198 |
| 7) | Los Angeles Chargers | 4.95 | 401 | 1984 |
| 8) | San Francisco | 4.97 | 420 | 2087 |
| 9) | Houston | 4.99 | 463 | 2310 |
| 10) | Buffalo | 5.13 | 433 | 2221 |
| 11) | Baltimore | 5.30 | 406 | 2150 |
| 12) | Tampa Bay | 5.35 | 479 | 2562 |
| 13) | Denver | 5.35 | 438 | 2345 |
| 14) | New Orleans | 5.42 | 434 | 2354 |
| 15) | Kansas City | 5.53 | 460 | 2543 |
| 16) | New York Giants | 5.54 | 477 | 2644 |
| 17) | Philadelphia | 5.63 | 425 | 2391 |
| 18) | Carolina | 5.68 | 488 | 2770 |
| 19) | Minnesota | 5.68 | 458 | 2603 |
| 20) | Indianapolis | 5.77 | 445 | 2569 |
| 21) | Detroit | 5.77 | 492 | 2841 |
| 22) | Miami | 5.79 | 485 | 2806 |
| 23) | Arizona | 5.85 | 494 | 2889 |
| 24) | Tennessee | 5.91 | 475 | 2807 |
| 25) | Atlanta | 6.00 | 443 | 2656 |
| 26) | Cincinnati | 6.06 | 463 | 2805 |
| 27) | Green Bay | 6.07 | 446 | 2709 |
| 28) | Dallas | 6.17 | 456 | 2815 |
| 29) | Seattle | 6.27 | 476 | 2983 |
| 30) | Jacksonville | 6.33 | 465 | 2942 |
| 31) | Cleveland | 6.45 | 469 | 3026 |
| 32) | Oakland | 6.61 | 443 | 2927 |
| | TOTAL | 5.53 | 14539 | 80369 |

WEEK 17 / THROUGH SUNDAY, DECEMBER 29, 2019

AFC / KICKOFFS (Receiving Team)

| Rank | Team | TotKO | AdjKO | TB | TB% | EZ | EZ% | OB | I20 | Avg.Start |
|------|------------------|-------------|-------------|------------|-------------|------------|-------------|----------|------------|-------------|
| 1) | Buffalo | 63 | 61 | 30 | 49.2 | 45 | 71.4 | 0 | 3 | 27.6 |
| 2) | Cincinnati | 91 | 89 | 47 | 52.8 | 65 | 71.4 | 1 | 8 | 26.4 |
| 3) | Denver | 78 | 74 | 55 | 74.3 | 63 | 80.8 | 0 | 0 | 26.4 |
| 4) | Houston | 81 | 77 | 61 | 79.2 | 64 | 79.0 | 3 | 4 | 25.4 |
| 5) | New England | 59 | 55 | 29 | 52.7 | 40 | 67.8 | 1 | 4 | 25.3 |
| 6) | Miami | 104 | 100 | 64 | 64.0 | 80 | 76.9 | 1 | 10 | 25.3 |
| 7) | Oakland | 87 | 85 | 51 | 60.0 | 63 | 72.4 | 0 | 10 | 25.2 |
| 8) | Indianapolis | 84 | 82 | 52 | 63.4 | 63 | 75.0 | 0 | 4 | 25.1 |
| 9) | Kansas City | 72 | 66 | 32 | 48.5 | 47 | 65.3 | 0 | 7 | 25.1 |
| 10) | New York Jets | 83 | 78 | 43 | 55.1 | 60 | 72.3 | 0 | 14 | 24.9 |
| 11) | Baltimore | 73 | 68 | 42 | 61.8 | 46 | 63.0 | 1 | 10 | 24.6 |
| 12) | Jacksonville | 83 | 79 | 56 | 70.9 | 69 | 83.1 | 0 | 7 | 24.6 |
| 13) | Cleveland | 84 | 83 | 44 | 53.0 | 61 | 72.6 | 1 | 14 | 24.3 |
| 14) | Tennessee | 77 | 76 | 46 | 60.5 | 57 | 74.0 | 0 | 11 | 24.0 |
| 15) | Pittsburgh | 72 | 71 | 42 | 59.2 | 47 | 65.3 | 0 | 10 | 23.6 |
| 16) | Los Angeles Char | 78 | 78 | 43 | 55.1 | 58 | 74.4 | 0 | 13 | 23.4 |
| | Totals | 1269 | 1222 | 737 | 60.3 | 928 | 75.9 | 8 | 129 | 25.1 |

AFC / KICKOFFS (Kicking Team)

| Rank | Team | TotKO | AdjKO | TB | TB% | EZ | EZ% | OB | I20 | Avg.Start |
|------|------------------|-------------|-------------|------------|-------------|------------|-------------|----------|------------|-------------|
| 1) | Houston | 82 | 81 | 42 | 51.9 | 53 | 64.6 | 0 | 17 | 22.9 |
| 2) | Cleveland | 79 | 77 | 30 | 39.0 | 48 | 60.8 | 2 | 16 | 23.1 |
| 3) | Cincinnati | 71 | 66 | 46 | 69.7 | 55 | 77.5 | 1 | 8 | 23.9 |
| 4) | Oakland | 71 | 70 | 38 | 54.3 | 50 | 70.4 | 0 | 7 | 24.1 |
| 5) | Kansas City | 98 | 94 | 60 | 63.8 | 71 | 72.4 | 0 | 8 | 24.2 |
| 6) | Jacksonville | 76 | 71 | 39 | 54.9 | 49 | 64.5 | 0 | 9 | 24.3 |
| 7) | New York Jets | 68 | 64 | 32 | 50.0 | 41 | 60.3 | 0 | 8 | 24.9 |
| 8) | New England | 92 | 90 | 59 | 65.6 | 71 | 77.2 | 3 | 8 | 24.9 |
| 9) | Pittsburgh | 75 | 73 | 31 | 42.5 | 41 | 54.7 | 0 | 8 | 25.0 |
| 10) | Baltimore | 106 | 105 | 57 | 54.3 | 75 | 70.8 | 0 | 12 | 25.1 |
| 11) | Los Angeles Char | 75 | 71 | 36 | 50.7 | 52 | 69.3 | 0 | 9 | 25.1 |
| 12) | Indianapolis | 79 | 78 | 60 | 76.9 | 67 | 84.8 | 0 | 4 | 25.3 |
| 13) | Tennessee | 78 | 75 | 39 | 52.0 | 51 | 65.4 | 0 | 9 | 25.5 |
| 14) | Denver | 72 | 71 | 55 | 77.5 | 64 | 88.9 | 0 | 4 | 25.6 |
| 15) | Buffalo | 74 | 72 | 42 | 58.3 | 52 | 70.3 | 0 | 8 | 25.8 |
| 16) | Miami | 73 | 70 | 49 | 70.0 | 57 | 78.1 | 0 | 3 | 27.9 |
| | Totals | 1269 | 1228 | 715 | 58.2 | 897 | 73.0 | 6 | 138 | 24.8 |

NFC / KICKOFFS (Receiving Team)

| Rank | Team | TotKO | AdjKO | TB | TB% | EZ | EZ% | OB | I20 | Avg.Start |
|------|------------------|-------------|-------------|------------|-------------|-------------|-------------|-----------|------------|-------------|
| 1) | Chicago | 71 | 67 | 32 | 47.8 | 51 | 71.8 | 3 | 7 | 26.7 |
| 2) | New Orleans | 76 | 69 | 42 | 60.9 | 54 | 71.1 | 2 | 6 | 25.7 |
| 3) | Minnesota | 74 | 69 | 55 | 79.7 | 62 | 83.8 | 0 | 0 | 25.6 |
| 4) | Washington | 90 | 87 | 55 | 63.2 | 66 | 73.3 | 0 | 11 | 25.6 |
| 5) | Detroit | 89 | 86 | 64 | 74.4 | 76 | 85.4 | 1 | 6 | 25.5 |
| 6) | San Francisco | 67 | 66 | 47 | 71.2 | 50 | 74.6 | 0 | 5 | 25.5 |
| 7) | Philadelphia | 79 | 75 | 47 | 62.7 | 58 | 73.4 | 1 | 7 | 25.4 |
| 8) | Carolina | 99 | 97 | 66 | 68.0 | 81 | 81.8 | 1 | 10 | 25.3 |
| 9) | New York Giants | 94 | 92 | 43 | 46.7 | 68 | 72.3 | 1 | 13 | 25.2 |
| 10) | Green Bay | 74 | 73 | 39 | 53.4 | 45 | 60.8 | 2 | 6 | 25.1 |
| 11) | Los Angeles Rams | 80 | 78 | 58 | 74.4 | 63 | 78.8 | 3 | 5 | 25.0 |
| 12) | Tampa Bay | 97 | 96 | 69 | 71.9 | 76 | 78.4 | 2 | 8 | 24.8 |
| 13) | Seattle | 89 | 84 | 62 | 73.8 | 70 | 78.7 | 2 | 6 | 24.6 |
| 14) | Atlanta | 89 | 86 | 61 | 70.9 | 73 | 82.0 | 1 | 11 | 24.4 |
| 15) | Dallas | 75 | 74 | 54 | 73.0 | 61 | 81.3 | 1 | 10 | 23.8 |
| 16) | Arizona | 91 | 90 | 54 | 60.0 | 72 | 79.1 | 0 | 12 | 23.7 |
| | Totals | 1334 | 1289 | 848 | 65.8 | 1026 | 79.6 | 20 | 123 | 25.1 |

NFC / KICKOFFS (Kicking Team)

| Rank | Team | TotKO | AdjKO | TB | TB% | EZ | EZ% | OB | I20 | Avg.Start |
|------|------------------|-------------|-------------|------------|-------------|-------------|-------------|-----------|------------|-------------|
| 1) | Arizona | 83 | 82 | 45 | 54.9 | 60 | 72.3 | 2 | 16 | 23.8 |
| 2) | New York Giants | 72 | 71 | 50 | 70.4 | 56 | 77.8 | 2 | 9 | 24.4 |
| 3) | Tampa Bay | 98 | 97 | 88 | 90.7 | 95 | 96.9 | 1 | 6 | 24.5 |
| 4) | San Francisco | 98 | 96 | 49 | 51.0 | 70 | 71.4 | 1 | 13 | 24.6 |
| 5) | Carolina | 76 | 71 | 66 | 93.0 | 68 | 89.5 | 0 | 2 | 24.7 |
| 6) | Minnesota | 88 | 84 | 66 | 78.6 | 81 | 92.0 | 1 | 4 | 25.1 |
| 7) | Green Bay | 79 | 79 | 49 | 62.0 | 65 | 82.3 | 1 | 9 | 25.2 |
| 8) | Atlanta | 87 | 75 | 47 | 62.7 | 62 | 71.3 | 4 | 5 | 25.2 |
| 9) | Dallas | 92 | 86 | 51 | 59.3 | 72 | 78.3 | 3 | 11 | 25.4 |
| 10) | Washington | 68 | 64 | 48 | 75.0 | 58 | 85.3 | 0 | 3 | 25.5 |
| 11) | Seattle | 85 | 82 | 59 | 72.0 | 63 | 74.1 | 0 | 4 | 25.7 |
| 12) | New Orleans | 95 | 95 | 74 | 77.9 | 84 | 88.4 | 0 | 6 | 25.8 |
| 13) | Los Angeles Rams | 85 | 83 | 65 | 78.3 | 71 | 83.5 | 3 | 4 | 26.1 |
| 14) | Detroit | 80 | 76 | 25 | 32.9 | 44 | 55.0 | 1 | 11 | 26.2 |
| 15) | Philadelphia | 81 | 78 | 52 | 66.7 | 63 | 77.8 | 0 | 5 | 26.3 |
| 16) | Chicago | 67 | 64 | 36 | 56.3 | 45 | 67.2 | 3 | 6 | 26.7 |
| | Totals | 1334 | 1283 | 870 | 67.8 | 1057 | 82.4 | 22 | 114 | 25.3 |

Note: Average team drive start DOES NOT include onside kicks or kickoffs at the end of a half unless either kickoff is returned for a touchdown. All other kickoffs (returned kickoffs, fair catches, touchback and kickoffs out of bounds) are included. Kickoffs resulting in the kicking team retaining possession are not included.

ADJ KO: Adjusted kickoffs are used to compute the Avg. Team Drive Start.

I20: The number of drives that start inside (not including) the 20 yd line.

WEEK 17 / THROUGH SUNDAY, DECEMBER 29, 2019

NFL / KICKOFFS (Receiving Team)

| Rank | Team | TotKO | AdjKO | TB | TB% | EZ | EZ% | OB | I20 | Avg.Start |
|------------|------------------|-------------|-------------|-------------|--------------|------------|-------------|-----------|------------|-------------|
| 1) | Buffalo | 63 | 61 | 30 | 49.2 | 45 | 71.4 | 0 | 3 | 27.6 |
| 2) | Chicago | 71 | 67 | 32 | 47.8 | 51 | 71.8 | 3 | 7 | 26.7 |
| 3) | Cincinnati | 91 | 89 | 47 | 52.8 | 65 | 71.4 | 1 | 8 | 26.4 |
| 4) | Denver | 78 | 74 | 55 | 74.3 | 63 | 80.8 | 0 | 0 | 26.4 |
| 5) | New Orleans | 76 | 69 | 42 | 60.9 | 54 | 71.1 | 2 | 6 | 25.7 |
| 6) | Minnesota | 74 | 69 | 55 | 79.7 | 62 | 83.8 | 0 | 0 | 25.6 |
| 7) | Washington | 90 | 87 | 55 | 63.2 | 66 | 73.3 | 0 | 11 | 25.6 |
| 8) | Detroit | 89 | 86 | 64 | 74.4 | 76 | 85.4 | 1 | 6 | 25.5 |
| 9) | San Francisco | 67 | 66 | 47 | 71.2 | 50 | 74.6 | 0 | 5 | 25.5 |
| 10) | Houston | 81 | 77 | 61 | 79.2 | 64 | 79.0 | 3 | 4 | 25.4 |
| 11) | Philadelphia | 79 | 75 | 47 | 62.7 | 58 | 73.4 | 1 | 7 | 25.4 |
| 12) | New England | 59 | 55 | 29 | 52.7 | 40 | 67.8 | 1 | 4 | 25.3 |
| 13) | Miami | 104 | 100 | 64 | 64.0 | 80 | 76.9 | 1 | 10 | 25.3 |
| 14) | Carolina | 99 | 97 | 66 | 68.0 | 81 | 81.8 | 1 | 10 | 25.3 |
| 15) | Oakland | 87 | 85 | 51 | 60.0 | 63 | 72.4 | 0 | 10 | 25.2 |
| 16) | New York Giants | 94 | 92 | 43 | 46.7 | 68 | 72.3 | 1 | 13 | 25.2 |
| 17) | Green Bay | 74 | 73 | 39 | 53.4 | 45 | 60.8 | 2 | 6 | 25.1 |
| 18) | Indianapolis | 84 | 82 | 52 | 63.4 | 63 | 75.0 | 0 | 4 | 25.1 |
| 19) | Kansas City | 72 | 66 | 32 | 48.5 | 47 | 65.3 | 0 | 7 | 25.1 |
| 20) | Los Angeles Rams | 80 | 78 | 58 | 74.4 | 63 | 78.8 | 3 | 5 | 25.0 |
| 21) | New York Jets | 83 | 78 | 43 | 55.1 | 60 | 72.3 | 0 | 14 | 24.9 |
| 22) | Tampa Bay | 97 | 96 | 69 | 71.9 | 76 | 78.4 | 2 | 8 | 24.8 |
| 23) | Baltimore | 73 | 68 | 42 | 61.8 | 46 | 63.0 | 1 | 10 | 24.6 |
| 24) | Jacksonville | 83 | 79 | 56 | 70.9 | 69 | 83.1 | 0 | 7 | 24.6 |
| 25) | Seattle | 89 | 84 | 62 | 73.8 | 70 | 78.7 | 2 | 6 | 24.6 |
| 26) | Atlanta | 89 | 86 | 61 | 70.9 | 73 | 82.0 | 1 | 11 | 24.4 |
| 27) | Cleveland | 84 | 83 | 44 | 53.0 | 61 | 72.6 | 1 | 14 | 24.3 |
| 28) | Tennessee | 77 | 76 | 46 | 60.5 | 57 | 74.0 | 0 | 11 | 24.0 |
| 29) | Dallas | 75 | 74 | 54 | 73.0 | 61 | 81.3 | 1 | 10 | 23.8 |
| 30) | Arizona | 91 | 90 | 54 | 60.0 | 72 | 79.1 | 0 | 12 | 23.7 |
| 31) | Pittsburgh | 72 | 71 | 42 | 59.2 | 47 | 65.3 | 0 | 10 | 23.6 |
| 32) | Los Angeles Char | 78 | 78 | 43 | 55.1 | 58 | 74.4 | 0 | 13 | 23.4 |
| | Totals | 2603 | 2511 | 1585 | 63.11 | 954 | 77.8 | 28 | 252 | 25.1 |

NFL / KICKOFFS (Kicking Team)

| Rank | Team | TotKO | AdjKO | TB | TB% | EZ | EZ% | OB | I20 | Avg.Start |
|------------|------------------|-------------|-------------|-------------|--------------|------------|-------------|-----------|------------|-------------|
| 1) | Houston | 82 | 81 | 42 | 51.9 | 53 | 64.6 | 0 | 17 | 22.9 |
| 2) | Cleveland | 79 | 77 | 30 | 39.0 | 48 | 60.8 | 2 | 16 | 23.1 |
| 3) | Arizona | 83 | 82 | 45 | 54.9 | 60 | 72.3 | 2 | 16 | 23.8 |
| 4) | Cincinnati | 71 | 66 | 46 | 69.7 | 55 | 77.5 | 1 | 8 | 23.9 |
| 5) | Oakland | 71 | 70 | 38 | 54.3 | 50 | 70.4 | 0 | 7 | 24.1 |
| 6) | Kansas City | 98 | 94 | 60 | 63.8 | 71 | 72.4 | 0 | 8 | 24.2 |
| 7) | Jacksonville | 76 | 71 | 39 | 54.9 | 49 | 64.5 | 0 | 9 | 24.3 |
| 8) | New York Giants | 72 | 71 | 50 | 70.4 | 56 | 77.8 | 2 | 9 | 24.4 |
| 9) | Tampa Bay | 98 | 97 | 88 | 90.7 | 95 | 96.9 | 1 | 6 | 24.5 |
| 10) | San Francisco | 98 | 96 | 49 | 51.0 | 70 | 71.4 | 1 | 13 | 24.6 |
| 11) | Carolina | 76 | 71 | 66 | 93.0 | 68 | 89.5 | 0 | 2 | 24.7 |
| 12) | New York Jets | 68 | 64 | 32 | 50.0 | 41 | 60.3 | 0 | 8 | 24.9 |
| 13) | New England | 92 | 90 | 59 | 65.6 | 71 | 77.2 | 3 | 8 | 24.9 |
| 14) | Pittsburgh | 75 | 73 | 31 | 42.5 | 41 | 54.7 | 0 | 8 | 25.0 |
| 15) | Baltimore | 106 | 105 | 57 | 54.3 | 75 | 70.8 | 0 | 12 | 25.1 |
| 16) | Los Angeles Char | 75 | 71 | 36 | 50.7 | 52 | 69.3 | 0 | 9 | 25.1 |
| 17) | Minnesota | 88 | 84 | 66 | 78.6 | 81 | 92.0 | 1 | 4 | 25.1 |
| 18) | Green Bay | 79 | 79 | 49 | 62.0 | 65 | 82.3 | 1 | 9 | 25.2 |
| 19) | Atlanta | 87 | 75 | 47 | 62.7 | 62 | 71.3 | 4 | 5 | 25.2 |
| 20) | Indianapolis | 79 | 78 | 60 | 76.9 | 67 | 84.8 | 0 | 4 | 25.3 |
| 21) | Dallas | 92 | 86 | 51 | 59.3 | 72 | 78.3 | 3 | 11 | 25.4 |
| 22) | Washington | 68 | 64 | 48 | 75.0 | 58 | 85.3 | 0 | 3 | 25.5 |
| 23) | Tennessee | 78 | 75 | 39 | 52.0 | 51 | 65.4 | 0 | 9 | 25.5 |
| 24) | Denver | 72 | 71 | 55 | 77.5 | 64 | 88.9 | 0 | 4 | 25.6 |
| 25) | Seattle | 85 | 82 | 59 | 72.0 | 63 | 74.1 | 0 | 4 | 25.7 |
| 26) | New Orleans | 95 | 95 | 74 | 77.9 | 84 | 88.4 | 0 | 6 | 25.8 |
| 27) | Buffalo | 74 | 72 | 42 | 58.3 | 52 | 70.3 | 0 | 8 | 25.8 |
| 28) | Los Angeles Rams | 85 | 83 | 65 | 78.3 | 71 | 83.5 | 3 | 4 | 26.1 |
| 29) | Detroit | 80 | 76 | 25 | 32.9 | 44 | 55.0 | 1 | 11 | 26.2 |
| 30) | Philadelphia | 81 | 78 | 52 | 66.7 | 63 | 77.8 | 0 | 5 | 26.3 |
| 31) | Chicago | 67 | 64 | 36 | 56.3 | 45 | 67.2 | 3 | 6 | 26.7 |
| 32) | Miami | 73 | 70 | 49 | 70.0 | 57 | 78.1 | 0 | 3 | 27.9 |
| | Totals | 2603 | 2511 | 1585 | 63.11 | 954 | 77.8 | 28 | 252 | 25.1 |

Note: Average team drive start DOES NOT include onside kicks or kickoffs at the end of a half unless either kickoff is returned for a touchdown. All other kickoffs (returned kickoffs, fair catches, touchback and kickoffs out of bounds) are included. Kickoffs resulting in the kicking team retaining possession are not included.

ADJ KO: Adjusted kickoffs are used to compute the Avg. Team Drive Start.

I20: The number of drives that start inside (not including) the 20 yd line.

WEEK 17 / THROUGH SUNDAY, DECEMBER 29, 2019

AFC / SINGLE-GAME HIGHS / PLAYERS

Most Points-- 21, Sanders, Miami at NY-J, 12/8, (0 td, 7 fg, 0 xp, 0 2pt)
Passing Yards-- 446, Mahomes, K.C. at Tenn., 11/10, (36-50, 446, 3 td, 0 int)
Longest Pass-- 92, Darnold, NY-J vs. Dal., 10/13, (to Anderson, Robby, td)
Passing Touchdowns-- 5, (4 times in Non-Overtime Games)
Rushing Yards-- 225, Fournette, Jax at Denv., 9/29, (29-225, 0 td)
Rushing Attempts-- 32, Henry, Tenn. at Hou., 12/29, (32-211, 3 td)
Longest Rush-- 91, Dam. Williams, K.C. vs. Minn., 11/3, td
Receptions-- 15, Ekeler, LA-C vs. Denv., 10/6, (15-86, 0 td)
Receiving Yards-- 217, Fuller, Hou. vs. Atl., 10/6, (14-217, 3 td)
Kickoff Return Yards-- 198, Grant, Miami vs. Buff., 11/17, (5-198, 1 td)
Kickoff Returns-- 7, Walker, Jax at Tenn., 11/24, (7-157, 0 td)
Longest Kickoff Return-- 104, Hardman, K.C. vs. LA-C, 12/29, td
Punt Return Yards-- 195, Hines, Ind. vs. Car., 12/22, (3-195, 0 fc, 2 td)
Punt Returns-- 8, Olszewski, N.E. vs. NY-J, 9/22, (8-44, 1 fc, 0 td)
Longest Punt Return-- 85, D. Johnson, Pitt. at Ariz., 12/8, td
Interceptions-- 2, (15 times in Non-Overtime Games)
Longest Interception Return-- 96, Fitzpatrick, Pitt. vs. Ind., 11/3, td
Sacks-- 4.0, Crosby, Oak. vs. Cin., 11/17
Scrimmage Yards-- 245, Fournette, Jax at Denv., 9/29, (Rush 29-225, Rec 2-20)
Longest Punt-- 74, Cole, Oak. at LA-C, 12/22
Punts-- 10, Edwards, NY-J at N.E., 9/22, (10-464, 46.4)
Field Goals Made-- 7, Sanders, Miami at NY-J, 12/8, (7-8, 53 lg)
Longest Field Goal-- 57, Bullock, Cin. at Miami, 12/22 (OT)
Longest Field Goal-- 56, Butker, K.C. at Chi., 12/22
Longest Field Goal-- 56, Lambo, Jax vs. Ind., 12/29

NFC / SINGLE-GAME HIGHS / PLAYERS

Most Points-- 24, (4 times in Non-Overtime Games)
Passing Yards-- 517, Goff, LA-R vs. T.B., 9/29, (45-68, 517, 2 td, 3 int)
Longest Pass-- 93, Ryan, Atl. vs. Car., 12/8, (to Zaccheaus, Olamide, td)
Passing Touchdowns-- 5, Wilson, Sea. vs. T.B., 11/3 (OT), (29-43, 378, 5 td, 0 int)
Passing Touchdowns-- 5, D. Jones, NY-G at Wash., 12/22 (OT), (28-42, 352, 5 td, 0 int)
Passing Touchdowns-- 5, Rodgers, G.B. vs. Oak., 10/20, (25-31, 429, 5 td, 0 int)
Passing Touchdowns-- 5, Brees, N.O. vs. S.F., 12/8, (29-40, 349, 5 td, 0 int)
Rushing Yards-- 189, Barkley, NY-G at Wash., 12/22 (OT), (22-189, 1 td)
Rushing Yards-- 176, McCaffrey, Car. vs. Jax , 10/6, (19-176, 2 td)
Rushing Attempts-- 28, Elliott, Dal. at NY-J, 10/13, (28-105, 1 td)
Longest Rush-- 84, McCaffrey, Car. vs. Jax , 10/6, td
Receptions-- 15, McCaffrey, Car. at Ind., 12/22, (15-119, 0 td)
Receiving Yards-- 226, Cooper, Dal. vs. G.B., 10/6, (11-226, 1 td)
Kickoff Return Yards-- 181, Latimer, NY-G vs. Dal., 11/4, (6-181, 0 td)
Kickoff Returns-- 6, (3 times in Non-Overtime Games)
Longest Kickoff Return-- 102, Patterson, Chi. vs. N.O., 10/20, td
Punt Return Yards-- 78, Barner, Atl. at Car., 11/17, (3-78, 0 fc, 1 td)
Punt Returns-- 6, Wilson, T.B. vs. Car., 10/13, (6-12, 1 fc, 0 td)
Punt Returns-- 6, James, S.F. vs. Car., 10/27, (6-49, 0 fc, 0 td)
Longest Punt Return-- 78, Barner, Atl. at Car., 11/17, td
Interceptions-- 2, (11 times in Non-Overtime Games)
Longest Interception Return-- 70, Murphy-Bunting, T.B. at Det., 12/15, td
Sacks-- 4.0, (4 times in Non-Overtime Games)
Scrimmage Yards-- 279, Barkley, NY-G at Wash., 12/22 (OT), (Rush 22-189, Rec 4-90)
Scrimmage Yards-- 237, McCaffrey, Car. vs. Jax , 10/6, (Rush 19-176, Rec 6-61)
Longest Punt-- 79, Way, Wash. at Car., 12/1
Punts-- 10, Way, Wash. vs. N.E., 10/6, (10-500, 50.0)
Field Goals Made-- 5, Koo, Atl. at T.B., 12/29 (OT), (5-5, 45 lg)
Field Goals Made-- 5, Prater, Det. at G.B., 10/14, (5-5, 54 lg)
Longest Field Goal-- 63, Maher, Dal. vs. Phil., 10/20

NFL / SINGLE-GAME HIGHS / PLAYERS

Most Points-- 24, (4 times in Non-Overtime Games)
Passing Yards-- 517, Goff, LA-R vs. T.B., 9/29, (45-68, 517, 2 td, 3 int)
Longest Pass-- 93, Ryan, Atl. vs. Car., 12/8, (to Zaccheaus, Olamide, td)
Passing Touchdowns-- 5, Wilson, Sea. vs. T.B., 11/3 (OT), (29-43, 378, 5 td, 0 int)
Passing Touchdowns-- 5, D. Jones, NY-G at Wash., 12/22 (OT), (28-42, 352, 5 td, 0 int)
Passing Touchdowns-- 5, (6 times in Non-Overtime Games)
Rushing Yards-- 225, Fournette, Jax at Denv., 9/29, (29-225, 0 td)
Rushing Attempts-- 32, Henry, Tenn. at Hou., 12/29, (32-211, 3 td)
Longest Rush-- 91, Dam. Williams, K.C. vs. Minn., 11/3, td
Receptions-- 15, Ekeler, LA-C vs. Denv., 10/6, (15-86, 0 td)
Receptions-- 15, McCaffrey, Car. at Ind., 12/22, (15-119, 0 td)
Receiving Yards-- 226, Cooper, Dal. vs. G.B., 10/6, (11-226, 1 td)
Kickoff Return Yards-- 198, Grant, Miami vs. Buff., 11/17, (5-198, 1 td)
Kickoff Returns-- 7, Walker, Jax at Tenn., 11/24, (7-157, 0 td)
Longest Kickoff Return-- 104, Hardman, K.C. vs. LA-C, 12/29, td

Punt Return Yards-- 195, Hines, Ind. vs. Car., 12/22, (3-195, 0 fc, 2 td)
Punt Returns-- 8, Olszewski, N.E. vs. NY-J, 9/22, (8-44, 1 fc, 0 td)
Longest Punt Return-- 85, D. Johnson, Pitt. at Ariz., 12/8, td
Interceptions-- 2, (26 times in Non-Overtime Games)
Longest Interception Return-- 96, Fitzpatrick, Pitt. vs. Ind., 11/3, td
Sacks-- 4.0, (5 times in Non-Overtime Games)
Scrimmage Yards-- 279, Barkley, NY-G at Wash., 12/22 (OT), (Rush 22-189, Rec 4-90)
Scrimmage Yards-- 245, Fournette, Jax at Denv., 9/29, (Rush 29-225, Rec 2-20)
Longest Punt-- 79, Way, Wash. at Car., 12/1
Punts-- 10, Edwards, NY-J at N.E., 9/22, (10-464, 46.4)
Punts-- 10, Way, Wash. vs. N.E., 10/6, (10-500, 50.0)
Field Goals Made-- 7, Sanders, Miami at NY-J, 12/8, (7-8, 53 lg)
Longest Field Goal-- 63, Maher, Dal. vs. Phil., 10/20

300-Yard Passing Games

| | |
|--|---|
| 517, Goff, LAR vs. TB 09/29 (45-68, 2 TD) | 333, Rivers, LAC vs. IND 09/08 (ot) (25-34, 3 TD) |
| 463, Prescott, DAL vs. GB 10/06 (27-44, 2 TD) | 333, Newton, CAR vs. TB 09/12 (25-51, 0 TD) |
| 460, Schaub, ATL vs. SEA 10/27 (39-52, 1 TD) | 332, Keenum, WAS vs. CHI 09/23 (30-43, 2 TD) |
| 458, Winston, TB at DET 12/15 (28-42, 4 TD) | <u>331, Tannehill, TEN at CAR 11/03 (27-39, 1 TD)</u> |
| 456, Winston, TB vs. IND 12/08 (33-45, 4 TD) | 330, Ryan, ATL at HOU 10/06 (32-46, 3 TD) |
| 446, Mahomes, KC at TEN 11/10 (36-50, 3 TD) | 329, Rivers, LAC at TEN 10/20 (24-38, 2 TD) |
| 444, Prescott, DAL at DET 11/17 (29-46, 3 TD) | 329, Dalton, CIN at LAR 10/27 (32-52, 1 TD) |
| 443, Mahomes, KC at OAK 09/15 (30-44, 4 TD) | 327, Mayfield, CLE vs. MIA 11/24 (24-34, 3 TD) |
| 429, Rodgers, GB vs. OAK 10/20 (25-31, 5 TD) | 326, Brady, NE at HOU 12/01 (24-47, 3 TD) |
| 426, Watson, HOU vs. ATL 10/06 (28-33, 5 TD) | 326, Brissett, IND vs. HOU 10/20 (26-39, 4 TD) |
| 424, Goff, LAR at ARI 12/01 (32-43, 2 TD) | 325, Mayfield, CLE at NYJ 09/16 (19-35, 1 TD) |
| 424, Garoppolo, SF vs. ARI 11/17 (34-45, 4 TD) | 325, Wentz, PHI vs. NYG 12/09 (ot) (33-50, 2 TD) |
| 422, Rodgers, GB vs. PHI 09/26 (34-53, 2 TD) | 325, Allen, CAR vs. ATL 11/17 (31-50, 0 TD) |
| 419, R. Fitzpatrick, MIA vs. CIN 12/22 (ot) (31-52, 4 TD) | 325, K. Murray, ARI at LAR 12/29 (26-42, 2 TD) |
| 418, Dalton, CIN at SEA 09/08 (35-51, 2 TD) | 324, K. Murray, ARI at TB 11/10 (27-44, 3 TD) |
| 406, Wilson, SEA vs. NO 09/22 (32-50, 2 TD) | 324, L. Jackson, BAL at MIA 09/08 (17-20, 5 TD) |
| 406, Stafford, DET at OAK 11/03 (26-41, 3 TD) | 323, Rodgers, GB at DET 12/29 (27-55, 2 TD) |
| 405, Prescott, DAL vs. NYG 09/08 (25-32, 4 TD) | 323, R. Fitzpatrick, MIA vs. BUF 11/17 (32-45, 0 TD) |
| 400, Winston, TB vs. CAR 10/13 (30-54, 1 TD) | 323, Goff, LAR at SF 12/21 (27-46, 2 TD) |
| 397, Prescott, DAL vs. MIN 11/10 (28-46, 3 TD) | 322, D. Jones, NYG at DET 10/27 (28-41, 4 TD) |
| 397, Ryan, ATL vs. TEN 09/29 (35-53, 0 TD) | 321, Mahomes, KC vs. IND 10/06 (22-39, 1 TD) |
| 396, Dalton, CIN at MIA 12/22 (ot) (33-56, 4 TD) | 320, R. Fitzpatrick, MIA at NE 12/29 (28-41, 1 TD) |
| 395, Goff, LAR at SEA 10/03 (29-49, 1 TD) | 320, Rivers, LAC vs. PIT 10/13 (26-44, 2 TD) |
| <u>391, Tannehill, TEN at OAK 12/08 (21-27, 3 TD)</u> | 320, Ryan, ATL vs. PHI 09/15 (27-43, 3 TD) |
| 391, Carr, OAK at DEN 12/29 (29-46, 1 TD) | 319, Goff, LAR vs. ARI 12/29 (29-45, 3 TD) |
| 385, Winston, TB at LAR 09/29 (28-41, 4 TD) | 319, Wentz, PHI vs. DAL 12/22 (31-40, 1 TD) |
| 385, Stafford, DET at ARI 09/08 (ot) (27-45, 3 TD) | 319, Brissett, IND vs. TEN 12/01 (25-40, 1 TD) |
| 384, Ryan, ATL vs. JAX 12/22 (32-45, 1 TD) | 319, Cousins, MIN vs. DEN 11/17 (29-35, 3 TD) |
| 380, Keenum, WAS at PHI 09/08 (30-44, 3 TD) | 318, Rivers, LAC vs. HOU 09/22 (31-46, 2 TD) |
| 380, Winston, TB vs. NYG 09/22 (23-37, 3 TD) | 317, Garoppolo, SF at ARI 10/31 (28-37, 4 TD) |
| 378, Wilson, SEA vs. TB 11/03 (ot) (29-43, 5 TD) | 315, Mahomes, KC at DET 09/29 (24-42, 0 TD) |
| 378, Mahomes, KC at JAX 09/08 (25-33, 3 TD) | 315, Darnold, NYJ vs. OAK 11/24 (20-29, 2 TD) |
| 374, Minshew, JAX at CAR 10/06 (26-44, 2 TD) | 314, Rivers, LAC at JAX 12/08 (16-22, 3 TD) |
| 374, Mahomes, KC vs. BAL 09/22 (27-37, 3 TD) | 314, Bridgewater, NO vs. TB 10/06 (26-34, 4 TD) |
| 373, Brees, NO vs. ARI 10/27 (34-43, 3 TD) | 313, Winston, TB at ATL 11/24 (18-28, 3 TD) |
| 372, Goff, LAR vs. CIN 10/27 (17-31, 2 TD) | 313, Wentz, PHI vs. WAS 09/08 (28-39, 3 TD) |
| 370, Brees, NO vs. HOU 09/09 (32-43, 2 TD) | 313, Ryan, ATL at TB 12/29 (ot) (30-51, 1 TD) |
| 365, R. Fitzpatrick, MIA vs. PHI 12/01 (27-39, 3 TD) | 313, Winston, TB vs. NO 11/17 (30-51, 2 TD) |
| 364, Stafford, DET vs. MIN 10/20 (30-45, 4 TD) | 313, Ryan, ATL vs. CAR 12/08 (20-34, 2 TD) |
| 358, Winston, TB vs. ARI 11/10 (30-48, 1 TD) | 312, Ryan, ATL vs. NO 11/28 (35-50, 2 TD) |
| 356, Ryan, ATL at ARI 10/13 (30-36, 4 TD) | <u>312, Tannehill, TEN vs. LAC 10/20 (23-29, 2 TD)</u> |
| 355, Prescott, DAL vs. BUF 11/28 (32-49, 2 TD) | 311, Ryan, ATL at CAR 11/17 (21-31, 1 TD) |
| 353, Rivers, LAC vs. KC 11/18 (28-52, 1 TD) | 311, Brees, NO vs. CAR 11/24 (30-39, 3 TD) |
| 352, D. Jones, NYG at WAS 12/22 (ot) (28-42, 5 TD) | 311, Dalton, CIN vs. SF 09/15 (26-42, 2 TD) |
| 351, Watson, HOU at LAC 09/22 (25-34, 3 TD) | 310, Rivers, LAC at MIA 09/29 (24-30, 2 TD) |
| 349, K. Murray, ARI at BAL 09/15 (25-40, 0 TD) | 310, Brissett, IND vs. ATL 09/22 (28-37, 2 TD) |
| 349, Brees, NO vs. SF 12/08 (29-40, 5 TD) | 310, Wentz, PHI at MIA 12/01 (28-46, 3 TD) |
| 349, Garoppolo, SF at NO 12/08 (26-35, 4 TD) | 309, Minshew, JAX vs. HOU 11/03 (27-47, 0 TD) |
| 348, Brady, NE at WAS 10/06 (28-42, 3 TD) | 309, Lock, DEN at HOU 12/08 (22-27, 3 TD) |
| 342, Mayfield, CLE at BAL 09/29 (20-30, 1 TD) | 308, D. Jones, NYG at NYJ 11/10 (26-40, 4 TD) |
| 342, Stafford, DET vs. NYG 10/27 (25-32, 3 TD) | 308, K. Murray, ARI vs. DET 09/08 (ot) (29-54, 2 TD) |
| 341, Brady, NE vs. PIT 09/08 (24-36, 3 TD) | 308, Watson, HOU at IND 10/20 (23-34, 1 TD) |
| 340, K. Murray, ARI vs. ATL 10/13 (27-37, 3 TD) | 307, Allen, CAR at GB 11/10 (28-43, 1 TD) |
| 340, Mahomes, KC vs. DEN 12/15 (27-34, 2 TD) | 307, Rivers, LAC vs. MIN 12/15 (28-39, 1 TD) |
| 338, Cousins, MIN at DET 10/20 (24-34, 4 TD) | 307, Brees, NO vs. IND 12/16 (29-30, 4 TD) |
| 338, Darnold, NYJ vs. DAL 10/13 (23-32, 2 TD) | 306, Brady, NE vs. NYJ 09/22 (28-42, 2 TD) |
| 338, Trubisky, CHI at DET 11/28 (29-38, 3 TD) | 306, Cousins, MIN at NYG 10/06 (22-27, 2 TD) |
| 336, D. Jones, NYG at TB 09/22 (23-36, 2 TD) | 306, Wentz, PHI at MIN 10/13 (26-40, 2 TD) |
| 335, Winston, TB at SEA 11/03 (ot) (29-44, 2 TD) | 306, Manning, NYG at DAL 09/08 (30-44, 1 TD) |
| 335, Winston, TB vs. HOU 12/21 (25-48, 1 TD) | 305, Rodgers, GB at KC 10/27 (23-33, 3 TD) |
| 334, Trubisky, CHI at GB 12/15 (29-53, 1 TD) | <u>304, Mariota, TEN at JAX 09/19 (23-40, 0 TD)</u> |
| 334, Prescott, DAL at CHI 12/05 (27-49, 1 TD) | 304, Ryan, ATL at IND 09/22 (29-34, 3 TD) |
| 334, Brady, NE vs. NYG 10/10 (31-41, 0 TD) | 304, Ryan, ATL at MIN 09/08 (33-46, 2 TD) |
| 333, Cousins, MIN vs. PHI 10/13 (22-29, 4 TD) | 303, Prescott, DAL vs. WAS 12/29 (23-33, 4 TD) |
| | 303, Flacco, DEN vs. JAX 09/29 (22-38, 3 TD) |

301, D. Jones, NYG vs. PHI 12/29 (28-47, 1 TD)
301, Winston, TB at TEN 10/27 (21-43, 2 TD)
300, Wilson, SEA at PIT 09/15 (29-35, 3 TD)

100-Yard Receiving Games

226, Cooper, DAL vs. GB 10/06 (11 rec., 1 TD)
220, C. Kupp, LAR vs. CIN 10/27 (7 rec., 1 TD)
217, Fuller, HOU vs. ATL 10/06 (14 rec., 3 TD)
198, M. Evans, TB at TEN 10/27 (11 rec., 2 TD)
198, Watkins, KC at JAX 09/08 (9 rec., 3 TD)
190, M. Evans, TB vs. NYG 09/22 (8 rec., 3 TD)
184, Godwin, TB at ATL 11/24 (7 rec., 2 TD)
183, Allen, LAC vs. HOU 09/22 (13 rec., 2 TD)
182, Thomas, NO vs. TB 10/06 (11 rec., 2 TD)
180, M. Evans, TB at SEA 11/03 (ot) (12 rec., 1 TD)
180, D. Adams, GB vs. PHI 09/26 (10 rec., 0 TD)
172, Woods, LAR at ARI 12/01 (13 rec., 0 TD)
172, Godwin, TB at LAR 09/29 (12 rec., 2 TD)
172, Robinson, KC at OAK 09/15 (6 rec., 2 TD)
167, Landry, CLE at BAL 09/29 (8 rec., 0 TD)
167, Diggs, MIN vs. PHI 10/13 (7 rec., 3 TD)
166, J. Jones, ATL vs. JAX 12/22 (10 rec., 0 TD)
164, Woods, LAR vs. TB 09/29 (13 rec., 0 TD)
164, Chark, JAX at CAR 10/06 (8 rec., 2 TD)
161, Beckham, CLE at NYJ 09/16 (6 rec., 1 TD)
159, D. Parker, MIA vs. PHI 12/01 (7 rec., 2 TD)
159, A. Jones, GB at KC 10/27 (7 rec., 2 TD)
158, Golladay, DET vs. CHI 11/28 (4 rec., 1 TD)
158, Ross, CIN at SEA 09/08 (7 rec., 2 TD)
158, Gallup, DAL vs. NYG 09/08 (7 rec., 0 TD)
157, Sanders, SF at NO 12/08 (7 rec., 1 TD)
157, Hill, KC at TEN 11/10 (11 rec., 1 TD)
154, D. Jackson, PHI vs. WAS 09/08 (8 rec., 2 TD)
154, D. Slayton, NYG at PHI 12/09 (ot) (5 rec., 2 TD)
154, Lockett, SEA vs. NO 09/22 (11 rec., 1 TD)
153, A. Brown, TEN at OAK 12/08 (5 rec., 2 TD)
152, J. Jones, ATL vs. SEA 10/27 (10 rec., 0 TD)
152, Thomas, NO vs. ATL 11/10 (13 rec., 0 TD)
152, Lockett, SEA vs. TB 11/03 (ot) (13 rec., 2 TD)
151, Godwin, TB vs. CAR 10/13 (10 rec., 0 TD)
148, Gallup, DAL at DET 11/17 (9 rec., 0 TD)
148, Landry, CLE vs. MIA 11/24 (10 rec., 2 TD)
147, Cooper, DAL vs. MIN 11/10 (11 rec., 1 TD)
147, M. Brown, BAL at MIA 09/08 (4 rec., 2 TD)
146, Chark, JAX vs. KC 09/08 (4 rec., 1 TD)
143, Diggs, MIN vs. WAS 10/24 (7 rec., 0 TD)
143, Ridley, ATL at CAR 11/17 (8 rec., 1 TD)
143, Diggs, MIN at DET 10/20 (7 rec., 0 TD)
142, Kelce, KC vs. DEN 12/15 (11 rec., 0 TD)
140, Hill, KC vs. MIN 11/03 (6 rec., 1 TD)
140, Miller, CHI at DET 11/28 (9 rec., 0 TD)
140, Fuller, HOU vs. IND 11/21 (7 rec., 0 TD)
138, Kirk, ARI at TB 11/10 (6 rec., 3 TD)
137, Erickson, CIN vs. JAX 10/20 (8 rec., 0 TD)
137, D. Parker, MIA at NE 12/29 (8 rec., 0 TD)
137, Jeffery, PHI at MIA 12/01 (9 rec., 1 TD)
137, Brown, BUF at MIA 11/17 (9 rec., 2 TD)
136, Everett, LAR at SEA 10/03 (7 rec., 0 TD)
136, Thomas, NO at TEN 12/22 (12 rec., 1 TD)
135, A. Brown, TEN vs. JAX 11/24 (4 rec., 1 TD)
135, D. Parker, MIA vs. BUF 11/17 (7 rec., 0 TD)
134, J. Jones, ATL at SF 12/15 (13 rec., 2 TD)
134, Thomas, NO vs. SF 12/08 (11 rec., 1 TD)
134, Perriman, TB vs. ATL 12/29 (ot) (5 rec., 1 TD)
134, Waller, OAK at MIN 09/22 (13 rec., 0 TD)
134, Samuel, SF vs. ARI 11/17 (8 rec., 0 TD)
134, Kittle, SF vs. ATL 12/15 (13 rec., 0 TD)
133, Valdes-Scantling, GB vs. OAK 10/20 (2 rec., 1 TD)
132, Golladay, DET at OAK 11/03 (4 rec., 1 TD)
131, Thomas, NO at CHI 10/20 (9 rec., 0 TD)
131, Hockenson, DET at ARI 09/08 (ot) (6 rec., 1 TD)
131, Robinson, CHI vs. NYG 11/24 (6 rec., 1 TD)
130, Thielen, MIN at NYG 10/06 (7 rec., 2 TD)
130, McLaurin, WAS vs. PHI 12/15 (5 rec., 1 TD)
130, Hooper, ATL vs. TEN 09/29 (9 rec., 0 TD)
129, Kittle, SF vs. GB 11/24 (6 rec., 1 TD)
128, J. Jones, ATL at IND 09/22 (8 rec., 1 TD)
128, Thomas, NO vs. IND 12/16 (12 rec., 1 TD)
128, T. Boyd, CIN at MIA 12/22 (ot) (9 rec., 2 TD)
126, Waller, OAK at GB 10/20 (7 rec., 2 TD)

126, Moore, CAR at NO 11/24 (6 rec., 2 TD)
126, M. Jones, DET at OAK 11/03 (8 rec., 1 TD)
125, R. Anderson, NYJ vs. DAL 10/13 (5 rec., 1 TD)
125, Godwin, TB at NO 10/06 (7 rec., 2 TD)
125, McLaurin, WAS at PHI 09/08 (5 rec., 1 TD)
125, Robinson, CHI at GB 12/15 (7 rec., 0 TD)
124, A. Brown, TEN at HOU 12/29 (4 rec., 1 TD)
123, Brown, BUF at NYJ 09/08 (7 rec., 1 TD)
123, Allen, LAC vs. IND 09/08 (ot) (8 rec., 1 TD)
123, Thomas, NO vs. HOU 09/09 (10 rec., 0 TD)
123, Golladay, DET vs. NYG 10/27 (6 rec., 2 TD)
123, T. Boyd, CIN vs. ARI 10/06 (10 rec., 1 TD)
123, Metcalf, SEA vs. TB 11/03 (ot) (6 rec., 1 TD)
122, T. Boyd, CIN vs. SF 09/15 (10 rec., 0 TD)
122, Waller, OAK vs. JAX 12/15 (8 rec., 0 TD)
121, Godwin, TB at CAR 09/12 (8 rec., 1 TD)
121, Godwin, TB at DET 12/15 (5 rec., 0 TD)
121, McCaffrey, CAR vs. ATL 11/17 (11 rec., 0 TD)
121, Diggs, MIN vs. DEN 11/17 (5 rec., 1 TD)
121, D. Slayton, NYG at NYJ 11/10 (10 rec., 2 TD)
121, Golladay, DET at GB 10/14 (5 rec., 0 TD)
121, C. Kupp, LAR vs. TB 09/29 (9 rec., 1 TD)
120, C. Kupp, LAR vs. NO 09/15 (5 rec., 0 TD)
120, Hopkins, HOU vs. DEN 12/08 (7 rec., 1 TD)
120, Lockett, SEA at CAR 12/15 (8 rec., 1 TD)
120, Moore, CAR at GB 11/10 (9 rec., 0 TD)
120, Sutton, DEN at OAK 09/09 (7 rec., 0 TD)
119, Hopkins, HOU at TEN 12/15 (6 rec., 0 TD)
119, McCaffrey, CAR at IND 12/22 (15 rec., 0 TD)
118, Miller, CHI at GB 12/15 (9 rec., 1 TD)
118, Ekeler, LAC at TEN 10/20 (7 rec., 1 TD)
118, D. Adams, GB vs. CAR 11/10 (7 rec., 0 TD)
117, R. Anderson, NYJ vs. MIA 12/08 (7 rec., 1 TD)
117, M. Williams, LAC at DEN 12/01 (5 rec., 0 TD)
117, Hooper, ATL at ARI 10/13 (8 rec., 1 TD)
117, C. Kupp, LAR at SEA 10/03 (9 rec., 1 TD)
117, Golladay, DET vs. LAC 09/15 (8 rec., 1 TD)
117, Woods, LAR at SF 12/21 (8 rec., 0 TD)
116, D. Adams, GB at MIN 12/23 (13 rec., 0 TD)
116, Ingram, NYG at DAL 09/08 (11 rec., 1 TD)
116, Higbee, LAR vs. SEA 12/08 (7 rec., 0 TD)
115, Fant, DEN vs. CLE 11/03 (3 rec., 1 TD)
115, Cobb, DAL at DET 11/17 (4 rec., 1 TD)
114, Thomas, NO at TB 11/17 (8 rec., 1 TD)
114, Kirk, ARI at BAL 09/15 (6 rec., 0 TD)
114, A. Brown, TEN vs. HOU 12/15 (8 rec., 1 TD)
113, Edelman, NE vs. NYG 10/10 (9 rec., 0 TD)
113, Sutton, DEN at MIN 11/17 (5 rec., 0 TD)
113, Perriman, TB at DET 12/15 (5 rec., 3 TD)
113, Ingram, NYG at TB 09/22 (6 rec., 1 TD)
113, Fitzgerald, ARI vs. DET 09/08 (ot) (8 rec., 1 TD)
113, Moore, CAR vs. SEA 12/15 (8 rec., 0 TD)
113, Fant, DEN at HOU 12/08 (4 rec., 1 TD)
113, Gallup, DAL vs. GB 10/06 (7 rec., 1 TD)
112, Andrews, BAL vs. ARI 09/15 (8 rec., 1 TD)
112, Sanders, SF at ARI 10/31 (7 rec., 1 TD)
112, Ekeler, LAC at JAX 12/08 (4 rec., 1 TD)
112, Samuel, SF vs. SEA 11/11 (ot) (8 rec., 0 TD)
112, Cooks, LAR at CLE 09/22 (8 rec., 0 TD)
112, Thomas, NO vs. ARI 10/27 (11 rec., 1 TD)
112, Ross, CIN vs. SF 09/15 (4 rec., 1 TD)
111, Hopkins, HOU at NO 09/09 (8 rec., 2 TD)
111, Washington, PIT vs. CLE 12/01 (4 rec., 1 TD)
111, S. Shepard, NYG vs. MIA 12/15 (9 rec., 0 TD)
111, M. Williams, LAC vs. GB 11/03 (3 rec., 0 TD)
111, Higbee, LAR at DAL 12/15 (12 rec., 0 TD)
111, D. Parker, MIA vs. CIN 12/22 (ot) (5 rec., 1 TD)
110, Olsen, CAR vs. TB 09/12 (6 rec., 0 TD)
110, Beasley, BUF at DAL 11/28 (6 rec., 1 TD)
110, Edelman, NE at WAS 10/06 (8 rec., 1 TD)
109, Hopkins, HOU vs. OAK 10/27 (11 rec., 0 TD)
109, Griffin, NYJ at WAS 11/17 (5 rec., 1 TD)
109, Pascal, IND vs. TEN 12/01 (7 rec., 0 TD)
109, Gallup, DAL at CHI 12/05 (6 rec., 0 TD)
108, Diggs, MIN at CHI 09/29 (7 rec., 0 TD)

108, J. Jones, ATL at ARI 10/13 (8 rec., 0 TD)
 108, Williams, BUF vs. NYJ 12/29 (6 rec., 0 TD)
 108, Beasley, BUF at NE 12/21 (7 rec., 0 TD)
 108, Andrews, BAL at MIA 09/08 (8 rec., 1 TD)
 108, Ekeler, LAC vs. KC 11/18 (8 rec., 0 TD)
 107, Higbee, LAR at ARI 12/01 (7 rec., 1 TD)
 107, Renfrow, OAK at LAC 12/22 (7 rec., 1 TD)
 107, Kelce, KC at OAK 09/15 (7 rec., 1 TD)
 107, Agholor, PHI at ATL 09/15 (8 rec., 1 TD)
 107, Waller, OAK at DEN 12/29 (6 rec., 0 TD)
 106, J. Jones, ATL vs. PHI 09/15 (5 rec., 2 TD)
 106, Cobb, DAL vs. MIN 11/10 (6 rec., 1 TD)
 106, Hopkins, HOU at IND 10/20 (9 rec., 1 TD)
 106, Cooper, DAL vs. NYG 09/08 (6 rec., 1 TD)
 106, Edelman, NE at HOU 12/01 (6 rec., 1 TD)
 106, D. Adams, GB vs. MIN 09/15 (7 rec., 0 TD)
 106, Pascal, IND vs. HOU 10/20 (6 rec., 2 TD)
 106, Cooper, DAL vs. PHI 10/20 (5 rec., 0 TD)
 105, Williams, OAK vs. DEN 09/09 (6 rec., 1 TD)
 105, Stills, HOU at IND 10/20 (4 rec., 0 TD)
 105, M. Johnson, IND at TB 12/08 (3 rec., 1 TD)
 105, Ridley, ATL vs. PHI 09/15 (8 rec., 1 TD)
 105, Amendola, DET vs. MIN 10/20 (8 rec., 0 TD)
 104, Fitzgerald, ARI at BAL 09/15 (5 rec., 0 TD)
 104, Amendola, DET at ARI 09/08 (ot) (7 rec., 1 TD)
 104, Sanders, DEN vs. JAX 09/29 (5 rec., 0 TD)
 104, Chark, JAX at IND 11/17 (8 rec., 2 TD)
 104, Higbee, LAR at SF 12/21 (9 rec., 0 TD)

100-Yard Rushing Games

225, Fournette, JAX at DEN 09/29 (29 att., 0 TD)
211, Henry, TEN at HOU 12/29 (32 att., 3 TD)
 189, Barkley, NYG at WAS 12/22 (ot) (22 att., 1 TD)
188, Henry, TEN vs. KC 11/10 (23 att., 2 TD)
 176, McCaffrey, CAR vs. JAX 10/06 (19 att., 2 TD)
 174, Mack, IND at LAC 09/08 (ot) (25 att., 1 TD)
 166, Drake, ARI at SEA 12/22 (24 att., 2 TD)
 165, Chubb, CLE at BAL 09/29 (20 att., 3 TD)
 162, Mixon, CIN vs. CLE 12/29 (26 att., 2 TD)
 160, Hyde, HOU at JAX 11/03 (19 att., 0 TD)
159, Henry, TEN vs. JAX 11/24 (19 att., 2 TD)
 154, Cook, MIN at GB 09/15 (20 att., 1 TD)
 154, A. Jones, GB at MIN 12/23 (23 att., 2 TD)
 153, McCaffrey, CAR at ARI 09/22 (24 att., 1 TD)
 152, L. Jackson, BAL vs. CIN 10/13 (19 att., 1 TD)
149, Henry, TEN at IND 12/01 (26 att., 1 TD)
 148, Boone, MIN vs. CHI 12/29 (17 att., 1 TD)
 146, Mostert, SF at BAL 12/01 (19 att., 1 TD)
 146, McCaffrey, CAR vs. TEN 11/03 (24 att., 2 TD)
 146, Mixon, CIN at CLE 12/08 (23 att., 1 TD)
 145, Conner, PIT vs. MIA 10/28 (23 att., 1 TD)
 142, Cook, MIN at DET 10/20 (25 att., 2 TD)
 139, Elliott, DAL at NYG 11/04 (23 att., 0 TD)
 137, Drake, ARI vs. CLE 12/15 (22 att., 4 TD)
 136, Mixon, CIN vs. NE 12/15 (25 att., 0 TD)
 135, Montgomery, CHI vs. LAC 10/27 (27 att., 1 TD)
 134, A. Jones, GB vs. WAS 12/08 (16 att., 1 TD)
 133, Carson, SEA at CAR 12/15 (24 att., 2 TD)
 132, Mack, IND at KC 10/06 (29 att., 0 TD)
 132, Cook, MIN at NYG 10/06 (21 att., 0 TD)
 131, Pollard, DAL vs. LAR 12/15 (12 att., 1 TD)
 131, Chubb, CLE at NE 10/27 (20 att., 0 TD)
 131, Fournette, JAX at CIN 10/20 (29 att., 0 TD)
 130, Edwards, BAL vs. PIT 12/29 (21 att., 0 TD)
 129, Guice, WAS at CAR 12/01 (10 att., 2 TD)
 129, Penny, SEA at PHI 11/24 (14 att., 1 TD)
 128, McCaffrey, CAR vs. LAR 09/08 (19 att., 2 TD)
 127, Chubb, CLE at ARI 12/15 (17 att., 1 TD)
 126, Edmonds, ARI at NYG 10/20 (27 att., 3 TD)
 125, Elliott, DAL vs. MIA 09/22 (19 att., 0 TD)
 125, K. Johnson, DET vs. KC 09/29 (26 att., 0 TD)
 125, Dam. Williams, KC vs. MIN 11/03 (12 att., 1 TD)
 124, Jacobs, OAK at GB 10/20 (21 att., 0 TD)
 124, Carson, SEA at CLE 10/13 (24 att., 1 TD)
 124, Dam. Williams, KC vs. LAC 12/29 (12 att., 2 TD)
 123, Jacobs, OAK vs. CHI 10/06 (26 att., 2 TD)
 122, Sanders, PHI at WAS 12/15 (19 att., 1 TD)
 122, Chubb, CLE vs. SEA 10/13 (20 att., 2 TD)
 122, Elliott, DAL vs. WAS 12/29 (18 att., 1 TD)
 121, Breida, SF at CIN 09/15 (12 att., 0 TD)

103, Kittle, SF at LAR 10/13 (8 rec., 0 TD)
 103, D. Adams, GB vs. CHI 12/15 (7 rec., 1 TD)
 103, Ertz, PHI vs. CHI 11/03 (9 rec., 1 TD)
 103, Pringle, KC vs. IND 10/06 (6 rec., 1 TD)
 103, Westbrook, JAX at CIN 10/20 (6 rec., 0 TD)
 103, Lazard, GB at NYG 12/01 (3 rec., 1 TD)
 103, Smith-Schuster, PIT vs. MIA 10/28 (5 rec., 1 TD)
 103, Conley, JAX vs. NYJ 10/27 (4 rec., 1 TD)
 102, Perriman, TB vs. HOU 12/21 (7 rec., 0 TD)
 102, Samuel, SF at SEA 12/29 (5 rec., 0 TD)
 102, Robinson, CHI vs. GB 09/05 (7 rec., 0 TD)
 102, Amendola, DET vs. TB 12/15 (8 rec., 0 TD)
 102, Tate, NYG at NE 10/10 (6 rec., 1 TD)
 102, Renfrow, OAK at DEN 12/29 (6 rec., 1 TD)
 101, Ginn, NO vs. HOU 09/09 (7 rec., 0 TD)
 101, C. Kupp, LAR at CLE 09/22 (11 rec., 2 TD)
 101, Beckham, CLE vs. SEA 10/13 (6 rec., 0 TD)
 101, M. Jones, DET at PHI 09/22 (6 rec., 1 TD)
 101, Thomas, NO vs. CAR 11/24 (10 rec., 1 TD)
 101, T. Boyd, CIN vs. PIT 11/24 (5 rec., 1 TD)
 101, Moore, CAR vs. TEN 11/03 (7 rec., 0 TD)
 101, R. Anderson, NYJ at CIN 12/01 (7 rec., 0 TD)
100, A. Brown, TEN at CLE 09/08 (3 rec., 0 TD)
 100, Henry, LAC vs. PIT 10/13 (8 rec., 2 TD)
 100, Waller, OAK at KC 12/01 (7 rec., 0 TD)
 100, Lockett, SEA at ATL 10/27 (6 rec., 0 TD)
 100, S. Shepard, NYG at TB 09/22 (7 rec., 1 TD)
 100, McLaurin, WAS at MIA 10/13 (4 rec., 2 TD)

120, L. Jackson, BAL vs. ARI 09/15 (16 att., 0 TD)
 120, Barkley, NYG at DAL 09/08 (11 att., 0 TD)
 120, Jacobs, OAK vs. DET 11/03 (28 att., 2 TD)
 119, Murray, NO at CHI 10/20 (27 att., 2 TD)
 118, Carson, SEA vs. LAR 10/03 (27 att., 0 TD)
 118, Peterson, WAS at MIA 10/13 (23 att., 0 TD)
 117, Elliott, DAL vs. LAR 12/15 (24 att., 2 TD)
 117, McCaffrey, CAR at SF 10/27 (14 att., 1 TD)
 116, A. Jones, GB vs. MIN 09/15 (23 att., 1 TD)
 116, Chubb, CLE vs. BUF 11/10 (20 att., 0 TD)
 116, L. Jackson, BAL at SEA 10/20 (14 att., 1 TD)
 116, Hyde, HOU at KC 10/13 (26 att., 1 TD)
 116, J. Williams, IND vs. JAX 11/17 (13 att., 0 TD)
 115, Ingram, BAL vs. NE 11/03 (15 att., 0 TD)
 114, Lindsay, DEN at LAC 10/06 (15 att., 1 TD)
 114, Mixon, CIN vs. BAL 11/10 (30 att., 0 TD)
 114, Breida, SF vs. CLE 10/07 (11 att., 1 TD)
 113, Montgomery, CHI at MIN 12/29 (23 att., 1 TD)
 112, Jacobs, OAK vs. CIN 11/17 (23 att., 0 TD)
 112, Barkley, NYG vs. MIA 12/15 (24 att., 2 TD)
 112, Edwards, BAL vs. HOU 11/17 (8 att., 1 TD)
 111, Elliott, DAL vs. PHI 10/20 (22 att., 1 TD)
 111, Elliott, DAL at WAS 09/15 (23 att., 1 TD)
 111, Cook, MIN vs. ATL 09/08 (21 att., 2 TD)
 111, Ingram, BAL at LAR 11/25 (15 att., 1 TD)
 110, Drake, ARI vs. SF 10/31 (15 att., 1 TD)
 110, Cook, MIN vs. OAK 09/22 (16 att., 1 TD)
 109, Gore, BUF vs. NE 09/29 (17 att., 0 TD)
 109, Lindsay, DEN vs. DET 12/22 (19 att., 1 TD)
 109, Mack, IND vs. JAX 11/17 (14 att., 1 TD)
 108, Peterson, WAS at BUF 11/03 (18 att., 0 TD)
 108, Fournette, JAX at CAR 10/06 (23 att., 1 TD)
 108, McCaffrey, CAR at GB 11/10 (20 att., 1 TD)
 108, Gordon, LAC at OAK 11/07 (22 att., 1 TD)
 107, Barkley, NYG vs. BUF 09/15 (18 att., 1 TD)
 107, A. Jones, GB at DAL 10/06 (19 att., 4 TD)
 107, Ingram, BAL at MIA 09/08 (14 att., 2 TD)
 106, Chubb, CLE vs. CIN 12/08 (15 att., 0 TD)
 106, Jones, TB vs. ATL 12/29 (ot) (11 att., 0 TD)
 106, Singletary, BUF vs. DEN 11/24 (21 att., 0 TD)
 106, Chubb, CLE vs. MIA 11/24 (21 att., 1 TD)
 105, T. Coleman, SF vs. CAR 10/27 (11 att., 3 TD)
 105, Carson, SEA vs. TB 11/03 (ot) (16 att., 0 TD)
 105, Elliott, DAL at NYJ 10/13 (28 att., 1 TD)
 104, J. Williams, GB vs. DET 10/14 (14 att., 0 TD)
 104, Jacobs, OAK at KC 12/01 (17 att., 0 TD)
 104, Hyde, HOU at TEN 12/15 (26 att., 1 TD)
 104, J. Williams, IND at HOU 11/21 (26 att., 1 TD)
 104, Carson, SEA at ARI 09/29 (22 att., 0 TD)
 103, Pollard, DAL vs. MIA 09/22 (13 att., 1 TD)

103, L. Jackson, BAL at CLE 12/22 (17 att., 0 TD)
103, Henry, TEN at OAK 12/08 (18 att., 2 TD)
103, Ingram, BAL at KC 09/22 (16 att., 3 TD)
102, Carson, SEA vs. MIN 12/02 (23 att., 1 TD)
102, Murray, NO vs. ARI 10/27 (21 att., 1 TD)

101, Ekeler, LAC at JAX 12/08 (8 att., 0 TD)
101, L. Jackson, BAL vs. SF 12/01 (16 att., 1 TD)
100, A. Jones, GB at DET 12/29 (25 att., 0 TD)
100, Henry, TEN at ATL 09/29 (27 att., 0 TD)

AFC / LEADING PASSERS

| Player, Team | Att | Comp | Pct Comp | Yds | Avg Gain | Pct TD | Long | Int | Pct Int | Rating Points |
|------------------------|------------|------------|-------------|-------------|-------------|-----------|------------|------------|----------|------------------|
| Tannehill, Ten. | 286 | 201 | 70.3 | 2742 | 9.59 | 22 | 7.7 | 91t | 6 | 2.1 117.5 |
| L. Jackson, Bal. | 401 | 265 | 66.1 | 3127 | 7.80 | 36 | 9.0 | 83t | 6 | 1.5 113.3 |
| Mahomes, K.C. | 484 | 319 | 65.9 | 4031 | 8.33 | 26 | 5.4 | 83t | 5 | 1.0 105.3 |
| Carr, Oak. | 513 | 361 | 70.4 | 4054 | 7.90 | 21 | 4.1 | 75 | 8 | 1.6 100.8 |
| Watson, Hou. | 495 | 333 | 67.3 | 3852 | 7.78 | 26 | 5.3 | 54 | 12 | 2.4 98.0 |
| *Minshew, Jac. | 470 | 285 | 60.6 | 3271 | 6.96 | 21 | 4.5 | 70t | 6 | 1.3 91.2 |
| Rivers, LA-C | 591 | 390 | 66.0 | 4615 | 7.81 | 23 | 3.9 | 84t | 20 | 3.4 88.5 |
| Brissett, Ind. | 447 | 272 | 60.9 | 2942 | 6.58 | 18 | 4.0 | 50 | 6 | 1.3 88.0 |
| Brady, N.E. | 613 | 373 | 60.8 | 4057 | 6.62 | 24 | 3.9 | 59 | 8 | 1.3 88.0 |
| R. Fitzpatrick, Mia. | 502 | 311 | 62.0 | 3529 | 7.03 | 20 | 4.0 | 51 | 13 | 2.6 85.5 |
| Allen, Buf. | 461 | 271 | 58.8 | 3089 | 6.70 | 20 | 4.3 | 53t | 9 | 2.0 85.3 |
| Flacco, Den. | 262 | 171 | 65.3 | 1822 | 6.95 | 6 | 2.3 | 70t | 5 | 1.9 85.1 |
| Darnold, NY-J | 441 | 273 | 61.9 | 3024 | 6.86 | 19 | 4.3 | 92t | 13 | 2.9 84.3 |
| Rudolph, Pit. | 283 | 176 | 62.2 | 1765 | 6.24 | 13 | 4.6 | 76t | 9 | 3.2 82.0 |
| Mayfield, Cle. | 534 | 317 | 59.4 | 3827 | 7.17 | 22 | 4.1 | 89t | 21 | 3.9 78.8 |
| Dalton, Cin. | 528 | 314 | 59.5 | 3494 | 6.62 | 16 | 3.0 | 66t | 14 | 2.7 78.3 |

AFC / LEADING PASSERS, RANKS

| Player, Team | Att | Comp | Pct Comp | Yds | Avg Gain | Pct TD | Long | Int | Pct Int | Rating Points |
|------------------------|-----------|-----------|----------|-----------|----------|-----------|----------|-----------|----------|---------------|
| Tannehill, Ten. | 14 | 14 | 2 | 14 | 1 | 6t | 2 | 3t | 9 | 1 |
| L. Jackson, Bal. | 13 | 13 | 4 | 10 | 5 | 1 | 1 | 3t | 5 | 2 |
| Mahomes, K.C. | 8 | 5 | 6 | 4 | 2 | 2t | 3 | 1t | 1 | 3 |
| Carr, Oak. | 5 | 3 | 1 | 3 | 3 | 8t | 10 | 7t | 6 | 4 |
| Watson, Hou. | 7 | 4 | 3 | 5 | 6 | 2t | 4 | 11 | 10 | 5 |
| *Minshew, Jac. | 9 | 9 | 13 | 9 | 9 | 8t | 6 | 3t | 2 | 6 |
| Rivers, LA-C | 2 | 1 | 5 | 1 | 4 | 5 | 14 | 15 | 15 | 7 |
| Brissett, Ind. | 11 | 11 | 11 | 13 | 15 | 13 | 11 | 3t | 4 | 8 |
| Brady, N.E. | 1 | 2 | 12 | 2 | 13 | 4 | 13 | 7t | 3 | 9 |
| R. Fitzpatrick, Mia. | 6 | 8 | 9 | 7 | 8 | 10t | 12 | 12t | 11 | 10 |
| Allen, Buf. | 10 | 12 | 16 | 11 | 12 | 10t | 7 | 9t | 8 | 11 |
| Flacco, Den. | 16 | 16 | 7 | 15 | 10 | 18 | 16 | 1t | 7 | 12 |
| Darnold, NY-J | 12 | 10 | 10 | 12 | 11 | 12 | 8 | 12t | 13 | 13 |
| Rudolph, Pit. | 15 | 15 | 8 | 16 | 16 | 15 | 5 | 9t | 14 | 14 |
| Mayfield, Cle. | 3 | 6 | 15 | 6 | 7 | 6t | 9 | 16 | 16 | 15 |
| Dalton, Cin. | 4 | 7 | 14 | 8 | 14 | 14 | 15 | 14 | 12 | 16 |

AFC / FOURTH-QUARTER PASSING LEADERS

| Rank | Player, Team | Att | Comp | Comp% | Yards | YPA | TD | TD% | Int | Int% | Rating |
|------|------------------------|-----------|-----------|-------------|------------|-------------|----------|------------|----------|------------|--------------|
| 1) | Tannehill, Ten. | 99 | 72 | 72.7 | 921 | 9.30 | 9 | 9.1 | 2 | 2.0 | 123.3 |
| 2) | Allen, Buf. | 100 | 58 | 58.0 | 782 | 7.82 | 8 | 8.0 | 0 | 0.0 | 109.7 |
| 3) | Watson, Hou. | 119 | 82 | 68.9 | 995 | 8.36 | 9 | 7.6 | 4 | 3.4 | 105.5 |
| 4) | L. Jackson, Bal. | 91 | 57 | 62.6 | 669 | 7.35 | 7 | 7.7 | 2 | 2.2 | 101.4 |
| 5) | Carr, Oak. | 139 | 98 | 70.5 | 1038 | 7.47 | 5 | 3.6 | 1 | 0.7 | 100.9 |
| 6) | Brady, N.E. | 122 | 76 | 62.3 | 768 | 6.30 | 5 | 4.1 | 1 | 0.8 | 90.5 |
| 7) | Mahomes, K.C. | 79 | 45 | 57.0 | 635 | 8.04 | 3 | 3.8 | 1 | 1.3 | 90.4 |
| 8) | Flacco, Den. | 77 | 50 | 64.9 | 468 | 6.08 | 3 | 3.9 | 1 | 1.3 | 89.1 |
| 9) | *Minshew, Jac. | 167 | 94 | 56.3 | 1090 | 6.53 | 10 | 6.0 | 4 | 2.4 | 86.2 |
| 10) | R. Fitzpatrick, Mia. | 154 | 104 | 67.5 | 1094 | 7.10 | 4 | 2.6 | 4 | 2.6 | 85.8 |
| 11) | Darnold, NY-J | 122 | 66 | 54.1 | 781 | 6.40 | 4 | 3.3 | 2 | 1.6 | 77.9 |
| 12) | Rudolph, Pit. | 54 | 31 | 57.4 | 322 | 5.96 | 3 | 5.6 | 2 | 3.7 | 77.9 |
| 13) | Dalton, Cin. | 179 | 103 | 57.5 | 1181 | 6.60 | 7 | 3.9 | 6 | 3.4 | 76.6 |
| 14) | Rivers, LA-C | 183 | 111 | 60.7 | 1272 | 6.95 | 7 | 3.8 | 9 | 4.9 | 73.9 |
| 15) | Brissett, Ind. | 112 | 61 | 54.5 | 652 | 5.82 | 4 | 3.6 | 3 | 2.7 | 72.5 |
| 16) | Mayfield, Cle. | 137 | 77 | 56.2 | 944 | 6.89 | 6 | 4.4 | 9 | 6.6 | 64.9 |
| 17) | *Hodges, Pit. | 60 | 31 | 51.7 | 261 | 4.35 | 0 | 0.0 | 4 | 6.7 | 35.5 |
| 18) | Rosen, Mia. | 41 | 17 | 41.5 | 151 | 3.68 | 0 | 0.0 | 3 | 7.3 | 21.5 |

AFC / THIRD-DOWN PASSING LEADERS

| Rank | Player, Team | Att | Comp | Comp% | Yards | YPA | TD | TD% | Int | Int% | Rating |
|------|----------------------|-----|------|-------|-------|------|----|-----|-----|------|--------|
| 1) | Carr, Oak. | 145 | 97 | 66.9 | 1402 | 9.67 | 14 | 9.7 | 1 | 0.7 | 127.4 |
| 2) | Mahomes, K.C. | 115 | 72 | 62.6 | 1096 | 9.53 | 9 | 7.8 | 1 | 0.9 | 116.4 |
| 3) | L. Jackson, Bal. | 95 | 57 | 60.0 | 709 | 7.46 | 9 | 9.5 | 1 | 1.1 | 110.4 |
| 4) | Watson, Hou. | 125 | 86 | 68.8 | 1023 | 8.18 | 7 | 5.6 | 2 | 1.6 | 105.5 |
| 5) | Allen, Buf. | 121 | 68 | 56.2 | 833 | 6.88 | 8 | 6.6 | 2 | 1.7 | 92.8 |
| 6) | Brissett, Ind. | 132 | 77 | 58.3 | 941 | 7.13 | 6 | 4.5 | 2 | 1.5 | 89.2 |
| 7) | Brady, N.E. | 160 | 90 | 56.3 | 1053 | 6.58 | 9 | 5.6 | 4 | 2.5 | 84.7 |
| 8) | *Minshew, Jac. | 124 | 65 | 52.4 | 868 | 7.00 | 7 | 5.6 | 3 | 2.4 | 83.7 |
| 9) | Rivers, LA-C | 144 | 84 | 58.3 | 1117 | 7.76 | 9 | 6.3 | 7 | 4.9 | 83.6 |
| 10) | Darnold, NY-J | 125 | 68 | 54.4 | 813 | 6.50 | 8 | 6.4 | 6 | 4.8 | 75.9 |
| 11) | Mayfield, Cle. | 141 | 76 | 53.9 | 847 | 6.01 | 6 | 4.3 | 7 | 5.0 | 65.5 |
| 12) | R. Fitzpatrick, Mia. | 113 | 61 | 54.0 | 840 | 7.43 | 3 | 2.7 | 6 | 5.3 | 64.8 |
| 13) | Dalton, Cin. | 144 | 76 | 52.8 | 841 | 5.84 | 1 | 0.7 | 4 | 2.8 | 61.1 |

WEEK 17 / THROUGH SUNDAY, DECEMBER 29, 2019**AFC / LEADING RUSHERS**

| Rank | Player, Team | Att | Yards | Avg | Long | TD |
|------|-----------------------------|------------|-------------|------------|------------|-----------|
| 1) | Henry, Ten. | 303 | 1540 | 5.1 | 74t | 16 |
| 2) | Chubb, Cle. | 298 | 1494 | 5.0 | 88t | 8 |
| 3) | L. Jackson, Bal. (QB) | 176 | 1206 | 6.9 | 47t | 7 |
| 4) | Fournette, Jac. | 265 | 1152 | 4.3 | 81 | 3 |
| 5) | *Jacobs, Oak. | 242 | 1150 | 4.8 | 51 | 7 |
| 6) | Mixon, Cin. | 278 | 1137 | 4.1 | 41 | 5 |
| 7) | Mack, Ind. | 247 | 1091 | 4.4 | 63t | 8 |
| 8) | Hyde, Hou. | 245 | 1070 | 4.4 | 58 | 6 |
| 9) | Ingram, Bal. | 202 | 1018 | 5.0 | 53 | 10 |
| 10) | Lindsay, Den. | 224 | 1011 | 4.5 | 40 | 7 |
| 11) | Michel, N.E. | 247 | 912 | 3.7 | 26 | 7 |
| 12) | Bell, NY-J | 245 | 789 | 3.2 | 19 | 3 |
| 13) | *Singletary, Buf. | 151 | 775 | 5.1 | 38 | 2 |
| 14) | Edwards, Bal. | 133 | 711 | 5.3 | 63t | 2 |
| 15) | Gordon, LA-C | 162 | 612 | 3.8 | 24 | 8 |
| 16) | Gore, Buf. | 166 | 599 | 3.6 | 41 | 2 |
| 17) | Ekeler, LA-C | 132 | 557 | 4.2 | 35 | 3 |
| 18) | Allen, Buf. (QB) | 109 | 510 | 4.7 | 36 | 9 |
| 19) | Dam. Williams, K.C. | 111 | 498 | 4.5 | 91t | 5 |
| 20) | Freeman, Den. | 132 | 496 | 3.8 | 26 | 3 |
| 21) | McCoy, K.C. | 101 | 465 | 4.6 | 39 | 4 |
| 22) | Conner, Pit. | 116 | 464 | 4.0 | 25 | 4 |
| 23) | *Snell, Pit. | 108 | 426 | 3.9 | 23 | 2 |
| 24) | Watson, Hou. (QB) | 82 | 413 | 5.0 | 30 | 7 |
| 25) | D. Johnson, Hou. | 83 | 410 | 4.9 | 40 | 2 |
| 26) | Washington, Oak. | 108 | 387 | 3.6 | 36 | 3 |
| 27) | *Minshew, Jac. (QB) | 67 | 344 | 5.1 | 21 | 0 |
| 28) | Wilkins, Ind. | 51 | 307 | 6.0 | 55 | 2 |
| 29) | Burkhead, N.E. | 65 | 302 | 4.6 | 33t | 3 |
| 30) | White, N.E. | 67 | 263 | 3.9 | 32 | 1 |
| 31) | R. Fitzpatrick, Mia. (QB) | 54 | 243 | 4.5 | 20 | 4 |
| 32) | J. Williams, Ind. | 49 | 235 | 4.8 | 48 | 1 |
| 33) | Powell, NY-J | 59 | 229 | 3.9 | 17 | 0 |
| 34) | Brissett, Ind. (QB) | 56 | 228 | 4.1 | 24 | 4 |
| 35) | *Hill, Bal. | 58 | 225 | 3.9 | 18t | 2 |
| 36) | Mahomes, K.C. (QB) | 43 | 218 | 5.1 | 25 | 2 |
| 37) | D. Lewis, Ten. | 54 | 209 | 3.9 | 17 | 0 |
| 38) | Walton, Mia. | 53 | 201 | 3.8 | 19 | 0 |
| 39) | Jackson, LA-C | 29 | 200 | 6.9 | 40 | 0 |
| 40) | Hines, Ind. | 52 | 199 | 3.8 | 18 | 2 |
| 41) | Tannehill, Ten. (QB) | 43 | 185 | 4.3 | 25 | 4 |
| 42) | Hunt, Cle. | 43 | 179 | 4.2 | 16 | 2 |
| 43) | Samuels, Pit. | 66 | 175 | 2.7 | 13 | 1 |
| 44) | Bernard, Cin. | 53 | 170 | 3.2 | 25 | 0 |
| 45) | *Laird, Mia. | 62 | 168 | 2.7 | 18 | 1 |
| 46) | Richard, Oak. | 39 | 145 | 3.7 | 13 | 0 |
| 47t) | Mayfield, Cle. (QB) | 28 | 141 | 5.0 | 18 | 3 |
| 47t) | Dar. Williams, K.C. | 41 | 141 | 3.4 | 41 | 3 |
| 49) | Ballage, Mia. | 74 | 135 | 1.8 | 8 | 3 |
| 50) | *Gaskin, Mia. | 36 | 133 | 3.7 | 27 | 1 |

AFC / THIRD-AND-ONE RUSHING LEADERS

| Rank | Player, Team | Att | FD | Pct |
|------|--------------------|-----------|----------|-------------|
| 1t) | Brissett, Ind. | 5 | 5 | 100.0 |
| 1t) | Dalton, Cin. | 5 | 5 | 100.0 |
| 1t) | Ballage, Mia. | 4 | 4 | 100.0 |
| 1t) | Mayfield, Cle. | 4 | 4 | 100.0 |
| 5) | Henry, Ten. | 10 | 9 | 90.0 |
| 6) | Allen, Buf. | 9 | 8 | 88.9 |
| 7t) | Ekeler, LA-C | 7 | 6 | 85.7 |
| 7t) | *Jacobs, Oak. | 7 | 6 | 85.7 |
| 9t) | L. Jackson, Bal. | 6 | 5 | 83.3 |
| 9t) | *Snell, Pit. | 6 | 5 | 83.3 |
| 9t) | White, N.E. | 6 | 5 | 83.3 |
| 12) | Hyde, Hou. | 11 | 9 | 81.8 |
| 13t) | McCoy, K.C. | 5 | 4 | 80.0 |
| 13t) | Watt, LA-C | 5 | 4 | 80.0 |
| 15) | Mixon, Cin. | 12 | 9 | 75.0 |
| 16t) | Fournette, Jac. | 10 | 7 | 70.0 |
| 16t) | Michel, N.E. | 10 | 7 | 70.0 |
| 18t) | Bell, NY-J | 8 | 5 | 62.5 |
| 18t) | Chubb, Cle. | 8 | 5 | 62.5 |
| 18t) | Edwards, Bal. | 8 | 5 | 62.5 |
| 21) | Mack, Ind. | 9 | 5 | 55.6 |

AFC / LEADERS IN RECEPTIONS

| Rank | Player, Team | Rec | Yards | Avg | Long | TD |
|-------------|------------------------|-----------|-------------|-------------|------------|----------|
| 1t) | Allen, LA-C | 104 | 1199 | 11.5 | 45 | 6 |
| 1t) | Hopkins, Hou. | 104 | 1165 | 11.2 | 43t | 7 |
| 3) | Edelman, N.E. | 100 | 1117 | 11.2 | 44 | 6 |
| 4) | Kelce, K.C. (TE) | 97 | 1229 | 12.7 | 47 | 5 |
| 5) | Ekeler, LA-C (RB) | 92 | 993 | 10.8 | 84t | 8 |
| 6t) | Waller, Oak. (TE) | 90 | 1145 | 12.7 | 75 | 3 |
| 6t) | T. Boyd, Cin. | 90 | 1046 | 11.6 | 47 | 5 |
| 8) | Landry, Cle. | 83 | 1174 | 14.1 | 65 | 6 |
| 9) | Crowder, NY-J | 78 | 833 | 10.7 | 41 | 6 |
| 10) | Fournette, Jac. (RB) | 76 | 522 | 6.9 | 27 | 0 |
| 11) | Beckham, Cle. | 74 | 1035 | 14.0 | 89t | 4 |
| 12) | Chark, Jac. | 73 | 1008 | 13.8 | 69 | 8 |
| 13t) | D. Parker, Mia. | 72 | 1202 | 16.7 | 51 | 9 |
| 13t) | Sutton, Den. | 72 | 1112 | 15.4 | 70t | 6 |
| 13t) | Brown, Buf. | 72 | 1060 | 14.7 | 53t | 6 |
| 13t) | White, N.E. (RB) | 72 | 645 | 9.0 | 59 | 5 |
| 17) | Beasley, Buf. | 67 | 778 | 11.6 | 51 | 6 |
| 18t) | Westbrook, Jac. | 66 | 660 | 10.0 | 39 | 3 |
| 18t) | Bell, NY-J (RB) | 66 | 461 | 7.0 | 23 | 1 |
| 20) | Andrews, Bal. (TE) | 64 | 852 | 13.3 | 51 | 10 |
| 21t) | *D. Johnson, Pit. | 59 | 680 | 11.5 | 45t | 5 |
| 21t) | Sanu, Atl.-N.E. | 59 | 520 | 8.8 | 28 | 2 |
| 23) | Hill, K.C. | 58 | 860 | 14.8 | 57t | 7 |
| 24) | Henry, LA-C (TE) | 55 | 652 | 11.9 | 30t | 5 |
| 25t) | *A. Brown, Ten. | 52 | 1051 | 20.2 | 91t | 8 |
| 25t) | R. Anderson, NY-J | 52 | 779 | 15.0 | 92t | 5 |
| 25t) | Watkins, K.C. | 52 | 673 | 12.9 | 68t | 3 |
| 28) | Gesicki, Mia. (TE) | 51 | 570 | 11.2 | 34 | 5 |
| 29t) | M. Williams, LA-C | 49 | 1001 | 20.4 | 56 | 2 |
| 29t) | Fuller, Hou. | 49 | 670 | 13.7 | 54 | 3 |
| 29t) | *Renfrow, Oak. | 49 | 605 | 12.3 | 65t | 4 |
| 32t) | Conley, Jac. | 47 | 775 | 16.5 | 70t | 5 |
| 32t) | Samuels, Pit. (RB) | 47 | 305 | 6.5 | 27 | 1 |
| 34) | *M. Brown, Bal. | 46 | 584 | 12.7 | 83t | 7 |
| 35) | Hilton, Ind. | 45 | 501 | 11.1 | 35 | 5 |
| 36t) | Washington, Pit. | 44 | 735 | 16.7 | 79t | 3 |
| 36t) | D. Johnson, Hou. (RB) | 44 | 410 | 9.3 | 21 | 3 |
| 36t) | Hines, Ind. (RB) | 44 | 320 | 7.3 | 21 | 0 |
| 39t) | C. Davis, Ten. | 43 | 601 | 14.0 | 38 | 2 |
| 39t) | Erickson, Cin. | 43 | 529 | 12.3 | 52 | 0 |
| 39t) | Doyle, Ind. (TE) | 43 | 448 | 10.4 | 23 | 4 |
| 39t) | Eifert, Cin. (TE) | 43 | 436 | 10.1 | 27 | 3 |
| 39t) | A. Wilson, Mia. | 43 | 351 | 8.2 | 35 | 1 |
| 39t) | Freeman, Den. (RB) | 43 | 256 | 6.0 | 19 | 1 |
| 45t) | Williams, Oak. | 42 | 651 | 15.5 | 46t | 6 |
| 45t) | Smith-Schuster, Pit. | 42 | 552 | 13.1 | 76t | 3 |
| 45t) | Gordon, LA-C (RB) | 42 | 296 | 7.0 | 25 | 1 |
| 48) | Pascal, Ind. | 41 | 607 | 14.8 | 37 | 5 |
| 49t) | Tate, Cin. | 40 | 575 | 14.4 | 33 | 1 |
| 49t) | *Fant, Den. (TE) | 40 | 562 | 14.1 | 75t | 3 |
| 49t) | Stills, Hou. | 40 | 561 | 14.0 | 45 | 4 |

AFC / RECEIVING YARDAGE LEADERS

| Rank | Player, Team | Yards | Rec | Avg | Long | TD |
|------------|------------------------------|-------------|-----------|-------------|------------|----------|
| 1) | Kelce, K.C. (TE) | 1229 | 97 | 12.7 | 47 | 5 |
| 2) | D. Parker, Mia. | 1202 | 72 | 16.7 | 51 | 9 |
| 3) | Allen, LA-C | 1199 | 104 | 11.5 | 45 | 6 |
| 4) | Landry, Cle. | 1174 | 83 | 14.1 | 65 | 6 |
| 5) | Hopkins, Hou. | 1165 | 104 | 11.2 | 43t | 7 |
| 6) | Waller, Oak. (TE) | 1145 | 90 | 12.7 | 75 | 3 |
| 7) | Edelman, N.E. | 1117 | 100 | 11.2 | 44 | 6 |
| 8) | Sutton, Den. | 1112 | 72 | 15.4 | 70t | 6 |
| 9) | Brown, Buf. | 1060 | 72 | 14.7 | 53t | 6 |
| 10) | *A. Brown, Ten. | 1051 | 52 | 20.2 | 91t | 8 |
| 11) | T. Boyd, Cin. | 1046 | 90 | 11.6 | 47 | 5 |
| 12) | Beckham, Cle. | 1035 | 74 | 14.0 | 89t | 4 |
| 13) | Chark, Jac. | 1008 | 73 | 13.8 | 69 | 8 |
| 14) | M. Williams, LA-C | 1001 | 49 | 20.4 | 56 | 2 |
| 15) | Ekeler, LA-C (RB) | 993 | 92 | 10.8 | 84t | 8 |
| 16) | Hill, K.C. | 860 | 58 | 14.8 | 57t | 7 |
| 17) | Andrews, Bal. (TE) | 852 | 64 | 13.3 | 51 | 10 |
| 18) | Crowder, NY-J | 833 | 78 | 10.7 | 41 | 6 |
| 19) | R. Anderson, NY-J | 779 | 52 | 15.0 | 92t | 5 |
| 20) | Beasley, Buf. | 778 | 67 | 11.6 | 51 | 6 |
| 21) | Conley, Jac. | 775 | 47 | 16.5 | 70t | 5 |
| 22) | Washington, Pit. | 735 | 44 | 16.7 | 79t | 3 |
| 23) | *D. Johnson, Pit. | 680 | 59 | 11.5 | 45t | 5 |
| 24) | Watkins, K.C. | 673 | 52 | 12.9 | 68t | 3 |
| 25) | Fuller, Hou. | 670 | 49 | 13.7 | 54 | 3 |
| 26) | Westbrook, Jac. | 660 | 66 | 10.0 | 39 | 3 |
| 27) | Henry, LA-C (TE) | 652 | 55 | 11.9 | 30t | 5 |
| 28) | Williams, Oak. | 651 | 42 | 15.5 | 46t | 6 |
| 29) | White, N.E. (RB) | 645 | 72 | 9.0 | 59 | 5 |
| 30) | Pascal, Ind. | 607 | 41 | 14.8 | 37 | 5 |
| 31) | *Renfrow, Oak. | 605 | 49 | 12.3 | 65t | 4 |
| 32) | C. Davis, Ten. | 601 | 43 | 14.0 | 38 | 2 |
| 33) | *M. Brown, Bal. | 584 | 46 | 12.7 | 83t | 7 |
| 34) | Tate, Cin. | 575 | 40 | 14.4 | 33 | 1 |
| 35) | Gesicki, Mia. (TE) | 570 | 51 | 11.2 | 34 | 5 |
| 36) | *Fant, Den. (TE) | 562 | 40 | 14.1 | 75t | 3 |
| 37) | Stills, Hou. | 561 | 40 | 14.0 | 45 | 4 |
| 38) | Smith-Schuster, Pit. | 552 | 42 | 13.1 | 76t | 3 |
| 39) | *Hardman, K.C. | 538 | 26 | 20.7 | 83t | 6 |
| 40) | Erickson, Cin. | 529 | 43 | 12.3 | 52 | 0 |
| 41) | Fournette, Jac. (RB) | 522 | 76 | 6.9 | 27 | 0 |
| 42) | Sanu, Atl.-N.E. | 520 | 59 | 8.8 | 28 | 2 |
| 43) | Ross, Cin. | 506 | 28 | 18.1 | 66t | 3 |
| 44) | Hilton, Ind. | 501 | 45 | 11.1 | 35 | 5 |
| 45) | Bell, NY-J (RB) | 461 | 66 | 7.0 | 23 | 1 |
| 46) | Robinson, K.C. | 449 | 32 | 14.0 | 44t | 4 |
| 47) | Doyle, Ind. (TE) | 448 | 43 | 10.4 | 23 | 4 |
| 48) | Jon. Smith, Ten. (TE) | 439 | 35 | 12.5 | 57 | 3 |
| 49) | Eifert, Cin. (TE) | 436 | 43 | 10.1 | 27 | 3 |
| 50) | Thomas, N.E.-NY-J | 433 | 36 | 12.0 | 47 | 1 |

AFC / THIRD-DOWN RECEIVING LEADERS

| Rank | Player, Team | Rec | Yards | Avg | Long | TD |
|------|-----------------------|-----|-------|------|------|----|
| 1t) | Allen, LA-C | 28 | 343 | 12.3 | 31 | 3 |
| 1t) | White, N.E. (RB) | 28 | 276 | 9.9 | 59 | 4 |
| 3t) | Crowder, NY-J | 25 | 338 | 13.5 | 41 | 4 |
| 3t) | *D. Johnson, Pit. | 25 | 322 | 12.9 | 45t | 1 |
| 3t) | Andrews, Bal. (TE) | 25 | 289 | 11.6 | 51 | 2 |
| 6) | *Renfrow, Oak. | 23 | 344 | 15.0 | 65t | 3 |
| 7t) | Sutton, Den. | 22 | 319 | 14.5 | 52 | 2 |
| 7t) | T. Boyd, Cin. | 22 | 265 | 12.0 | 26 | 0 |
| 7t) | Hopkins, Hou. | 22 | 197 | 9.0 | 34 | 1 |
| 10t) | Beasley, Buf. | 21 | 243 | 11.6 | 29 | 3 |
| 10t) | Eifert, Cin. (TE) | 21 | 230 | 11.0 | 27 | 0 |
| 12t) | Hill, K.C. | 20 | 317 | 15.9 | 47 | 2 |
| 12t) | Edelman, N.E. | 20 | 210 | 10.5 | 20 | 1 |
| 14t) | Brown, Buf. | 19 | 328 | 17.3 | 38t | 1 |
| 14t) | Conley, Jac. | 19 | 317 | 16.7 | 31 | 1 |
| 14t) | Landry, Cle. | 19 | 279 | 14.7 | 34 | 1 |
| 17t) | Chark, Jac. | 18 | 276 | 15.3 | 35t | 4 |
| 17t) | Sanu, Atl.-N.E. | 18 | 185 | 10.3 | 28 | 1 |
| 19t) | M. Williams, LA-C | 17 | 323 | 19.0 | 50 | 2 |
| 19t) | Williams, Oak. | 17 | 313 | 18.4 | 46t | 4 |
| 19t) | Kelce, K.C. (TE) | 17 | 203 | 11.9 | 34 | 0 |
| 19t) | D. Johnson, Hou. (RB) | 17 | 167 | 9.8 | 15 | 2 |
| 23t) | Doyle, Ind. (TE) | 16 | 198 | 12.4 | 20 | 1 |
| 23t) | R. Anderson, NY-J | 16 | 193 | 12.1 | 39 | 2 |
| 23t) | Bell, NY-J (RB) | 16 | 121 | 7.6 | 15 | 1 |
| 26t) | D. Parker, Mia. | 15 | 331 | 22.1 | 50 | 3 |

| | | | | | | |
|-------------|----------------------------|-----------|------------|-------------|------------|----------|
| 26t) | Waller, Oak. (TE) | 15 | 263 | 17.5 | 75 | 1 |
| 26t) | Sharpe, Ten. | 15 | 197 | 13.1 | 47 | 4 |
| 26t) | Ekeler, LA-C (RB) | 15 | 180 | 12.0 | 84t | 1 |
| 26t) | Hunt, Cle. (RB) | 15 | 122 | 8.1 | 20 | 1 |
| 31t) | Pascal, Ind. | 14 | 238 | 17.0 | 37 | 2 |
| 31t) | Westbrook, Jac. | 14 | 178 | 12.7 | 39 | 1 |
| 31t) | Humphries, Ten. | 14 | 149 | 10.6 | 25 | 1 |
| 31t) | Freeman, Den. (RB) | 14 | 78 | 5.6 | 15 | 0 |
| 35t) | Fuller, Hou. | 13 | 196 | 15.1 | 44t | 1 |
| 35t) | Stillis, Hou. | 13 | 189 | 14.5 | 38 | 2 |
| 35t) | Ebron, Ind. (TE) | 13 | 130 | 10.0 | 33 | 1 |
| 35t) | Beckham, Cle. | 13 | 123 | 9.5 | 21 | 0 |
| 35t) | Fournette, Jac. (RB) | 13 | 86 | 6.6 | 15 | 0 |
| 40t) | Washington, Pit. | 12 | 219 | 18.3 | 45 | 0 |
| 40t) | Hilton, Ind. | 12 | 164 | 13.7 | 33 | 1 |
| 40t) | A. Wilson, Mia. | 12 | 108 | 9.0 | 24 | 0 |
| 40t) | Richard, Oak. (RB) | 12 | 105 | 8.8 | 33 | 0 |
| 40t) | Samuels, Pit. (RB) | 12 | 75 | 6.3 | 14 | 0 |
| 45t) | Watkins, K.C. | 11 | 195 | 17.7 | 68t | 1 |
| 45t) | Tate, Cin. | 11 | 169 | 15.4 | 33 | 0 |
| 45t) | Erickson, Cin. | 11 | 127 | 11.5 | 30 | 0 |
| 45t) | Bernard, Cin. (RB) | 11 | 101 | 9.2 | 35 | 0 |
| 45t) | McDonald, Pit. (TE) | 11 | 95 | 8.6 | 19 | 1 |
| 50t) | *A. Brown, Ten. | 10 | 153 | 15.3 | 51t | 3 |
| 50t) | Gesicki, Mia. (TE) | 10 | 150 | 15.0 | 34 | 0 |
| 50t) | Henry, LA-C (TE) | 10 | 103 | 10.3 | 20 | 2 |
| 50t) | D. Lewis, Ten. (RB) | 10 | 61 | 6.1 | 24 | 0 |

AFC / LEADING SCORERS, NONKICKERS

| Rank | Player, Team | TD | Rush | Rec | Ret | X2 | Pts |
|------------|-----------------------------|-----------|-----------|----------|----------|----------|------------|
| 1) | Henry, Ten. (RB) | 18 | 16 | 2 | 0 | 0 | 108 |
| 2) | Sanders, Mia. (K) | 1 | 0 | 1 | 0 | 0 | 104 |
| 3) | Ingram, Bal. (RB) | 15 | 10 | 5 | 0 | 2 | 94 |
| 4) | Ekeler, LA-C (RB) | 11 | 3 | 8 | 0 | 0 | 66 |
| 5) | Andrews, Bal. (TE) | 10 | 0 | 10 | 0 | 0 | 60 |
| 6) | Allen, Buf. (QB) | 9 | 9 | 0 | 0 | 1 | 56 |
| 7t) | *A. Brown, Ten. (WR) | 9 | 1 | 8 | 0 | 0 | 54 |
| 7t) | Gordon, LA-C (RB) | 9 | 8 | 1 | 0 | 0 | 54 |
| 7t) | D. Parker, Mia. (WR) | 9 | 0 | 9 | 0 | 0 | 54 |
| 10t) | Chark, Jac. (WR) | 8 | 0 | 8 | 0 | 1 | 50 |
| 10t) | Mack, Ind. (RB) | 8 | 8 | 0 | 0 | 1 | 50 |
| 12t) | Chubb, Cle. (RB) | 8 | 8 | 0 | 0 | 0 | 48 |
| 12t) | Mixon, Cin. (RB) | 8 | 5 | 3 | 0 | 0 | 48 |
| 12t) | Watson, Hou. (QB) | 8 | 7 | 1 | 0 | 0 | 48 |
| 15) | Hopkins, Hou. (WR) | 7 | 0 | 7 | 0 | 1 | 44 |
| 16t) | *M. Brown, Bal. (WR) | 7 | 0 | 7 | 0 | 0 | 42 |
| 16t) | Conner, Pit. (RB) | 7 | 4 | 3 | 0 | 0 | 42 |
| 16t) | Fells, Hou. (TE) | 7 | 0 | 7 | 0 | 0 | 42 |
| 16t) | *Hardman, K.C. (WR) | 7 | 0 | 6 | 1 | 0 | 42 |
| 16t) | Hill, K.C. (WR) | 7 | 0 | 7 | 0 | 0 | 42 |
| 16t) | L. Jackson, Bal. (QB) | 7 | 7 | 0 | 0 | 0 | 42 |
| 16t) | *Jacobs, Oak. (RB) | 7 | 7 | 0 | 0 | 0 | 42 |
| 16t) | Lindsay, Den. (RB) | 7 | 7 | 0 | 0 | 0 | 42 |
| 16t) | Michel, N.E. (RB) | 7 | 7 | 0 | 0 | 0 | 42 |
| 16t) | Dam. Williams, K.C. (RB) | 7 | 5 | 2 | 0 | 0 | 42 |

| | | | | | | | |
|------|------------------------|---|---|---|---|---|----|
| 26) | Beasley, Buf. (WR) | 6 | 0 | 6 | 0 | 2 | 40 |
| 27t) | Edelman, N.E. (WR) | 6 | 0 | 6 | 0 | 1 | 38 |
| 27t) | White, N.E. (RB) | 6 | 1 | 5 | 0 | 1 | 38 |
| 29t) | Allen, LA-C (WR) | 6 | 0 | 6 | 0 | 0 | 36 |
| 29t) | Brown, Buf. (WR) | 6 | 0 | 6 | 0 | 0 | 36 |
| 29t) | Crowder, NY-J (WR) | 6 | 0 | 6 | 0 | 0 | 36 |
| 29t) | Hyde, Hou. (RB) | 6 | 6 | 0 | 0 | 0 | 36 |
| 29t) | *D. Johnson, Pit. (WR) | 6 | 0 | 5 | 1 | 0 | 36 |
| 29t) | Kelce, K.C. (TE) | 6 | 1 | 5 | 0 | 0 | 36 |
| 29t) | Landry, Cle. (WR) | 6 | 0 | 6 | 0 | 0 | 36 |
| 29t) | Sutton, Den. (WR) | 6 | 0 | 6 | 0 | 0 | 36 |
| 29t) | Williams, Oak. (WR) | 6 | 0 | 6 | 0 | 0 | 36 |
| 38) | Pascal, Ind. (WR) | 5 | 0 | 5 | 0 | 1 | 34 |
| 39t) | R. Anderson, NY-J (WR) | 5 | 0 | 5 | 0 | 1 | 32 |
| 39t) | Conley, Jac. (WR) | 5 | 0 | 5 | 0 | 1 | 32 |
| 39t) | Griffin, NY-J (TE) | 5 | 0 | 5 | 0 | 1 | 32 |
| 39t) | Henry, LA-C (TE) | 5 | 0 | 5 | 0 | 1 | 32 |
| 43t) | T. Boyd, Cin. (WR) | 5 | 0 | 5 | 0 | 0 | 30 |
| 43t) | Dorsett, N.E. (WR) | 5 | 0 | 5 | 0 | 0 | 30 |
| 43t) | Gesicki, Mia. (TE) | 5 | 0 | 5 | 0 | 0 | 30 |
| 43t) | Hilton, Ind. (WR) | 5 | 0 | 5 | 0 | 0 | 30 |
| 43t) | D. Johnson, Hou. (RB) | 5 | 2 | 3 | 0 | 0 | 30 |
| 43t) | McCoy, K.C. (RB) | 5 | 4 | 1 | 0 | 0 | 30 |
| 43t) | *Moreau, Oak. (TE) | 5 | 0 | 5 | 0 | 0 | 30 |
| 43t) | Snead, Bal. (WR) | 5 | 0 | 5 | 0 | 0 | 30 |

WEEK 17 / THROUGH SUNDAY, DECEMBER 29, 2019**AFC / LEADING SCORERS, KICKERS**

| Rank | Player, Team | PAT | FG | Pct | Long | Pts |
|------------|--------------------------|--------------|-------------|--------------|-----------|-----------|
| 1) | Butker, K.C. | 45/48 | 34/38 | .895 | 56 | 147 |
| 2) | Tucker, Bal. | 57/59 | 28/29 | .966 | 51 | 141 |
| 3) | Lambo, Jac. | 19/20 | 33/34 | .971 | 56 | 118 |
| 4) | Boswell, Pit. | 28/28 | 29/31 | .935 | 51 | 115 |
| 5) | McManus, Den. | 25/26 | 29/34 | .853 | 53 | 112 |
| 6t) | Bullock, Cin. | 24/25 | 27/31 | .871 | 57 | 105 |
| 6t) | *Seibert, Cle. | 30/35 | 25/29 | .862 | 53 | 105 |
| 8) | Sanders, Mia. | 29/30 | 23/30 | .767 | 54 | 104 |
| 9) | Fairbairn, Hou. | 40/45 | 20/25 | .800 | 54 | 100 |
| 10) | Hauschka, Buf. | 30/32 | 22/28 | .786 | 51 | 96 |
| 11) | Carlson, Oak. | 34/36 | 19/26 | .731 | 48 | 91 |
| 12t) | Ficken, NY-J | 23/26 | 19/27 | .704 | 54 | 80 |
| 12t) | *McLaughlin, ALL totals | 26/26 | 18/23 | .783 | 50 | 80 |
| 14) | Vinatieri, Ind. | 22/28 | 17/25 | .680 | 55 | 73 |
| 15) | Badgley, LA-C | 19/19 | 13/16 | .813 | 49 | 58 |
| 16) | Folk, N.E. | 12/12 | 14/17 | .824 | 51 | 54 |
| 17) | Gostkowski, N.E. | 11/15 | 7/ 8 | .875 | 41 | 32 |
| 18t) | Long, LA-C | 9/ 9 | 7/ 9 | .778 | 51 | 30 |
| 18t) | Nugent, N.E. | 15/16 | 5/ 8 | .625 | 37 | 30 |
| 20) | Succop, Ten. | 24/25 | 1/ 6 | .167 | 31 | 27 |
| 21) | Santos, Ten. | 12/12 | 4/ 9 | .444 | 53 | 24 |
| 22) | Parkey, Ten. | 5/ 6 | 3/ 3 | 1.000 | 51 | 14 |
| 23) | Joseph, Car.-Ten. | 9/ 9 | 0/ 0 | --- | -- | 9 |
| 24) | Vedvik, NY-J-Cin. | 0/ 1 | 0/ 1 | .000 | -- | 0 |

AFC / TOUCHBACKS ON KICKOFFS

| Rank | Player, Team | TB |
|-------------|--------------------------|-----------|
| 1t) | Butker, K.C. | 60 |
| 1t) | Sanchez, Ind. | 60 |
| 3) | Tucker, Bal. | 57 |
| 4) | McManus, Den. | 55 |
| 5) | Sanders, Mia. | 49 |
| 6) | Bullock, Cin. | 46 |
| 7t) | Fairbairn, Hou. | 42 |
| 7t) | Hauschka, Buf. | 42 |
| 9t) | *Bailey, N.E. | 38 |
| 9t) | Carlson, Oak. | 38 |
| 11) | Boswell, Pit. | 31 |
| 12) | *Seibert, Cle. | 30 |
| 13) | Ficken, NY-J | 29 |
| 14) | Long, LA-C | 28 |
| 15) | Lambo, Jac. | 23 |
| 16) | Gostkowski, N.E. | 21 |
| 17) | Cooke, Jac. | 16 |
| 18) | Santos, Ten. | 12 |
| 19t) | Parkey, Ten. | 9 |
| 19t) | Santoso, Ten. | 9 |
| 21) | *McLaughlin, ALL totals | 7 |
| 22) | Joseph, Car.-Ten. | 6 |
| 23t) | Succop, Ten. | 3 |
| 23t) | Vedvik, NY-J-Cin. | 3 |
| 25) | Badgley, LA-C | 1 |

WEEK 17 / THROUGH SUNDAY, DECEMBER 29, 2019

AFC / MOST YARDS FROM SCRIMMAGE

| Rank | Player, Team | Total | | | Rushing | | | Receiving | | |
|------------|-----------------------------|-------------|------------|-------------|-------------|------------|-------------|-------------|-----------|-------------|
| | | Yards | Att+Rec | Avg | Yards | Att | Avg | Yards | Rec | Avg |
| 1) | Chubb, Cle. (RB) | 1772 | 334 | 5.3 | 1494 | 298 | 5.0 | 278 | 36 | 7.7 |
| 2) | Henry, Ten. (RB) | 1746 | 321 | 5.4 | 1540 | 303 | 5.1 | 206 | 18 | 11.4 |
| 3) | Fournette, Jac. (RB) | 1674 | 341 | 4.9 | 1152 | 265 | 4.3 | 522 | 76 | 6.9 |
| 4) | Ekeler, LA-C (RB) | 1550 | 224 | 6.9 | 557 | 132 | 4.2 | 993 | 92 | 10.8 |
| 5) | Mixon, Cin. (RB) | 1424 | 313 | 4.5 | 1137 | 278 | 4.1 | 287 | 35 | 8.2 |
| 6) | *Jacobs, Oak. (RB) | 1316 | 262 | 5.0 | 1150 | 242 | 4.8 | 166 | 20 | 8.3 |
| 7) | Ingram, Bal. (RB) | 1265 | 228 | 5.5 | 1018 | 202 | 5.0 | 247 | 26 | 9.5 |
| 8) | Bell, NY-J (RB) | 1250 | 311 | 4.0 | 789 | 245 | 3.2 | 461 | 66 | 7.0 |
| 9) | Kelce, K.C. (TE) | 1233 | 98 | 12.6 | 4 | 1 | 4.0 | 1229 | 97 | 12.7 |
| 10) | Allen, LA-C (WR) | 1215 | 107 | 11.4 | 16 | 3 | 5.3 | 1199 | 104 | 11.5 |
| 11) | Lindsay, Den. (RB) | 1207 | 259 | 4.7 | 1011 | 224 | 4.5 | 196 | 35 | 5.6 |
| 12) | L. Jackson, Bal. (QB) | 1206 | 176 | 6.9 | 1206 | 176 | 6.9 | 0 | 0 | --- |
| 13) | D. Parker, Mia. (WR) | 1202 | 72 | 16.7 | 0 | 0 | --- | 1202 | 72 | 16.7 |
| 14) | Landry, Cle. (WR) | 1184 | 84 | 14.1 | 10 | 1 | 10.0 | 1174 | 83 | 14.1 |
| 15) | Hopkins, Hou. (WR) | 1183 | 106 | 11.2 | 18 | 2 | 9.0 | 1165 | 104 | 11.2 |
| 16) | Mack, Ind. (RB) | 1173 | 261 | 4.5 | 1091 | 247 | 4.4 | 82 | 14 | 5.9 |
| 17) | Waller, Oak. (TE) | 1150 | 92 | 12.5 | 5 | 2 | 2.5 | 1145 | 90 | 12.7 |
| 18) | Edelman, N.E. (WR) | 1144 | 108 | 10.6 | 27 | 8 | 3.4 | 1117 | 100 | 11.2 |
| 19) | Sutton, Den. (WR) | 1129 | 75 | 15.1 | 17 | 3 | 5.7 | 1112 | 72 | 15.4 |
| 20) | Hyde, Hou. (RB) | 1112 | 255 | 4.4 | 1070 | 245 | 4.4 | 42 | 10 | 4.2 |
| 21) | *A. Brown, Ten. (WR) | 1111 | 55 | 20.2 | 60 | 3 | 20.0 | 1051 | 52 | 20.2 |
| 22) | T. Boyd, Cin. (WR) | 1069 | 94 | 11.4 | 23 | 4 | 5.8 | 1046 | 90 | 11.6 |
| 23) | Brown, Buf. (WR) | 1067 | 74 | 14.4 | 7 | 2 | 3.5 | 1060 | 72 | 14.7 |
| 24) | Beckham, Cle. (WR) | 1045 | 77 | 13.6 | 10 | 3 | 3.3 | 1035 | 74 | 14.0 |
| 25) | Chark, Jac. (WR) | 1028 | 75 | 13.7 | 20 | 2 | 10.0 | 1008 | 73 | 13.8 |
| 26) | Michel, N.E. (RB) | 1006 | 259 | 3.9 | 912 | 247 | 3.7 | 94 | 12 | 7.8 |
| 27) | M. Williams, LA-C (WR) | 1003 | 50 | 20.1 | 2 | 1 | 2.0 | 1001 | 49 | 20.4 |
| 28) | *Singletary, Buf. (RB) | 969 | 180 | 5.4 | 775 | 151 | 5.1 | 194 | 29 | 6.7 |
| 29t) | Gordon, LA-C (RB) | 908 | 204 | 4.5 | 612 | 162 | 3.8 | 296 | 42 | 7.0 |
| 29t) | White, N.E. (RB) | 908 | 139 | 6.5 | 263 | 67 | 3.9 | 645 | 72 | 9.0 |
| 31) | Hill, K.C. (WR) | 883 | 66 | 13.4 | 23 | 8 | 2.9 | 860 | 58 | 14.8 |
| 32) | Andrews, Bal. (TE) | 852 | 64 | 13.3 | 0 | 0 | --- | 852 | 64 | 13.3 |
| 33) | Crowder, NY-J (WR) | 837 | 79 | 10.6 | 4 | 1 | 4.0 | 833 | 78 | 10.7 |
| 34) | D. Johnson, Hou. (RB) | 820 | 127 | 6.5 | 410 | 83 | 4.9 | 410 | 44 | 9.3 |
| 35) | R. Anderson, NY-J (WR) | 783 | 53 | 14.8 | 4 | 1 | 4.0 | 779 | 52 | 15.0 |
| 36) | Beasley, Buf. (WR) | 778 | 67 | 11.6 | 0 | 0 | --- | 778 | 67 | 11.6 |
| 37) | Conley, Jac. (WR) | 775 | 47 | 16.5 | 0 | 0 | --- | 775 | 47 | 16.5 |
| 38) | Edwards, Bal. (RB) | 756 | 140 | 5.4 | 711 | 133 | 5.3 | 45 | 7 | 6.4 |
| 39) | Freeman, Den. (RB) | 752 | 175 | 4.3 | 496 | 132 | 3.8 | 256 | 43 | 6.0 |
| 40) | Washington, Pit. (WR) | 735 | 44 | 16.7 | 0 | 0 | --- | 735 | 44 | 16.7 |
| 41) | *D. Johnson, Pit. (WR) | 721 | 63 | 11.4 | 41 | 4 | 10.3 | 680 | 59 | 11.5 |
| 42) | Conner, Pit. (RB) | 715 | 150 | 4.8 | 464 | 116 | 4.0 | 251 | 34 | 7.4 |
| 43) | Dam. Williams, K.C. (RB) | 711 | 141 | 5.0 | 498 | 111 | 4.5 | 213 | 30 | 7.1 |
| 44) | Gore, Buf. (RB) | 699 | 179 | 3.9 | 599 | 166 | 3.6 | 100 | 13 | 7.7 |
| 45) | Westbrook, Jac. (WR) | 687 | 71 | 9.7 | 27 | 5 | 5.4 | 660 | 66 | 10.0 |
| 46) | Watkins, K.C. (WR) | 685 | 54 | 12.7 | 12 | 2 | 6.0 | 673 | 52 | 12.9 |
| 47) | Washington, Oak. (RB) | 679 | 144 | 4.7 | 387 | 108 | 3.6 | 292 | 36 | 8.1 |
| 48) | Fuller, Hou. (WR) | 670 | 49 | 13.7 | 0 | 0 | --- | 670 | 49 | 13.7 |
| 49) | Henry, LA-C (TE) | 652 | 55 | 11.9 | 0 | 0 | --- | 652 | 55 | 11.9 |
| 50) | Williams, Oak. (WR) | 651 | 42 | 15.5 | 0 | 0 | --- | 651 | 42 | 15.5 |

AFC / LEADERS IN FIRST DOWNS

| Rank | Player, Team | Rush | Rec | Tot | | | |
|-----------|-------------------------|-----------|----------|-----------|-------------|-----------------------------|----------------|
| 1) | Fournette, Jac. (RB) | 55 | 23 | 78 | 22) | Sutton, Den. (WR) | 1 50 51 |
| 2) | Henry, Ten. (RB) | 73 | 4 | 77 | 23) | Gordon, LA-C (RB) | 39 11 50 |
| 3) | Chubb, Cle. (RB) | 62 | 13 | 75 | 24) | Edwards, Bal. (RB) | 46 2 48 |
| 4) | Ekeler, LA-C (RB) | 32 | 42 | 74 | 25) | Lindsay, Den. (RB) | 38 9 47 |
| 5) | L. Jackson, Bal. (QB) | 71 | 0 | 71 | 26) | White, N.E. (RB) | 15 31 46 |
| 6t) | Hopkins, Hou. (WR) | 2 | 68 | 70 | 27) | Beckham, Cle. (WR) | 1 44 45 |
| 6t) | Mixon, Cin. (RB) | 56 | 14 | 70 | 28) | Andrews, Bal. (TE) | 0 44 44 |
| 8t) | Ingram, Bal. (RB) | 53 | 16 | 69 | 29) | Chark, Jac. (WR) | 1 42 43 |
| 8t) | Mack, Ind. (RB) | 67 | 2 | 69 | 30) | *Singletary, Buf. (RB) | 37 5 42 |
| 10) | Kelce, K.C. (TE) | 1 | 65 | 66 | 31t) | Allen, Buf. (QB) | 41 0 41 |
| 11) | Allen, LA-C (WR) | 1 | 63 | 64 | 31t) | *A. Brown, Ten. (WR) | 2 39 41 |
| 12) | Michel, N.E. (RB) | 55 | 7 | 62 | 31t) | Crowder, NY-J (WR) | 0 41 41 |
| 13) | *Jacobs, Oak. (RB) | 53 | 8 | 61 | 31t) | M. Williams, LA-C (WR) | 0 41 41 |
| 14) | D. Parker, Mia. (WR) | 0 | 58 | 58 | 35t) | Conner, Pit. (RB) | 26 14 40 |
| 15) | Hyde, Hou. (RB) | 55 | 2 | 57 | 35t) | Hill, K.C. (WR) | 1 39 40 |
| 16t) | Bell, NY-J (RB) | 36 | 20 | 56 | 37) | Beasley, Buf. (WR) | 0 37 37 |
| 16t) | Edelman, N.E. (WR) | 2 | 54 | 56 | 38t) | Conley, Jac. (WR) | 0 36 36 |
| 16t) | Landry, Cle. (WR) | 1 | 55 | 56 | 38t) | Henry, LA-C (TE) | 0 36 36 |
| 19t) | Brown, Buf. (WR) | 0 | 53 | 53 | 40t) | R. Anderson, NY-J (WR) | 0 35 35 |
| 19t) | Waller, Oak. (TE) | 0 | 53 | 53 | 40t) | Gore, Buf. (RB) | 30 5 35 |
| 21) | T. Boyd, Cin. (WR) | 1 | 51 | 52 | 40t) | D. Johnson, Hou. (RB) | 17 18 35 |
| | | | | | 43t) | C. Davis, Ten. (WR) | 0 33 33 |

| | | | | | | | |
|-------------------------------|----|----|----|----------------------------|---|----|----|
| 43t) *D. Johnson, Pit. (WR) | 2 | 31 | 33 | 49t) *Renfrow, Oak. (WR) | 0 | 31 | 31 |
| 43t) Washington, Oak. (RB) | 23 | 10 | 33 | 49t) Sanu, Atl.-N.E. (WR) | 1 | 30 | 31 |
| 43t) Williams, Oak. (WR) | 0 | 33 | 33 | 49t) Washington, Pit. (WR) | 0 | 31 | 31 |
| 47t) Freeman, Den. (RB) | 22 | 10 | 32 | 49t) Watkins, K.C. (WR) | 1 | 30 | 31 |
| 47t) Dam. Williams, K.C. (RB) | 22 | 10 | 32 | 49t) Westbrook, Jac. (WR) | 0 | 31 | 31 |
| 49t) Hines, Ind. (RB) | 16 | 15 | 31 | | | | |

AFC / LEADING PUNTERS

| Rank | Player, Team | No | Yards | Lg | Avg | TB | Blk | Dwn | OB | Opp Ret | In | Net |
|------|-------------------|-----------|-------------|-----------|-------------|----------|----------|----------|-----------|-----------|------------|----------------|
| 1) | Kern, Ten. | 78 | 3672 | 70 | 47.1 | 2 | 0 | 9 | 18 | 30 | 269 | 37 43.1 |
| 2) | Long, LA-C | 48 | 2256 | 60 | 47.0 | 2 | 0 | 3 | 2 | 33 | 252 | 17 40.9 |
| 3) | Cooke, Jac. | 75 | 3507 | 66 | 46.8 | 2 | 0 | 11 | 12 | 24 | 127 | 25 44.5 |
| 4) | Anger, Hou. | 45 | 2094 | 71 | 46.5 | 2 | 0 | 9 | 1 | 17 | 53 | 24 44.5 |
| 5) | Koch, Bal. | 40 | 1855 | 62 | 46.4 | 4 | 1 | 5 | 6 | 15 | 143 | 21 39.8 |
| 6) | *Gillan, Cle. | 63 | 2913 | 71 | 46.2 | 5 | 1 | 12 | 8 | 20 | 151 | 28 41.6 |
| 7) | *Cole, Oak. | 67 | 3081 | 74 | 46.0 | 6 | 0 | 8 | 3 | 30 | 318 | 33 39.4 |
| 8) | Edwards, NY-J | 87 | 3991 | 63 | 45.9 | 3 | 0 | 18 | 9 | 44 | 309 | 28 41.6 |
| 9) | Berry, Pit. | 74 | 3368 | 69 | 45.5 | 4 | 0 | 12 | 5 | 29 | 265 | 24 40.9 |
| 10) | Huber, Cin. | 75 | 3394 | 63 | 45.3 | 5 | 0 | 10 | 6 | 24 | 136 | 30 42.1 |
| 11) | Haack, Mia. | 69 | 3105 | 62 | 45.0 | 2 | 0 | 12 | 6 | 29 | 229 | 23 41.1 |
| 12) | *Bailey, N.E. | 81 | 3638 | 65 | 44.9 | 6 | 0 | 12 | 17 | 28 | 175 | 36 41.3 |
| 13) | Wadman, Den. | 78 | 3464 | 64 | 44.4 | 4 | 0 | 9 | 12 | 32 | 314 | 29 39.4 |
| 14) | Sanchez, Ind. | 59 | 2619 | 60 | 44.4 | 1 | 0 | 9 | 6 | 28 | 166 | 22 41.2 |
| 15) | Colquitt, K.C. | 48 | 2126 | 68 | 44.3 | 3 | 1 | 11 | 1 | 19 | 89 | 21 40.3 |
| 16) | Bojorquez, Buf. | 79 | 3313 | 67 | 41.9 | 7 | 1 | 13 | 15 | 18 | 157 | 34 37.7 |

AFC / LEADING PUNTERS, NET AVERAGE

| Rank | Player, Team | No | Yards | Lg | Avg | TB | Blk | Dwn | OB | Opp Ret | In | Net |
|------|-------------------|-----------|-------------|-----------|-------------|----------|----------|----------|-----------|-----------|------------|----------------|
| 1) | Cooke, Jac. | 75 | 3507 | 66 | 46.8 | 2 | 0 | 11 | 12 | 24 | 127 | 25 44.5 |
| 2) | Anger, Hou. | 45 | 2094 | 71 | 46.5 | 2 | 0 | 9 | 1 | 17 | 53 | 24 44.5 |
| 3) | Kern, Ten. | 78 | 3672 | 70 | 47.1 | 2 | 0 | 9 | 18 | 30 | 269 | 37 43.1 |
| 4) | Huber, Cin. | 75 | 3394 | 63 | 45.3 | 5 | 0 | 10 | 6 | 24 | 136 | 30 42.1 |
| 5) | Edwards, NY-J | 87 | 3991 | 63 | 45.9 | 3 | 0 | 18 | 9 | 44 | 309 | 28 41.6 |
| 6) | *Gillan, Cle. | 63 | 2913 | 71 | 46.2 | 5 | 1 | 12 | 8 | 20 | 151 | 28 41.6 |
| 7) | *Bailey, N.E. | 81 | 3638 | 65 | 44.9 | 6 | 0 | 12 | 17 | 28 | 175 | 36 41.3 |
| 8) | Sanchez, Ind. | 59 | 2619 | 60 | 44.4 | 1 | 0 | 9 | 6 | 28 | 166 | 22 41.2 |
| 9) | Haack, Mia. | 69 | 3105 | 62 | 45.0 | 2 | 0 | 12 | 6 | 29 | 229 | 23 41.1 |
| 10) | Long, LA-C | 48 | 2256 | 60 | 47.0 | 2 | 0 | 3 | 2 | 33 | 252 | 17 40.9 |
| 11) | Berry, Pit. | 74 | 3368 | 69 | 45.5 | 4 | 0 | 12 | 5 | 29 | 265 | 24 40.9 |
| 12) | Colquitt, K.C. | 48 | 2126 | 68 | 44.3 | 3 | 1 | 11 | 1 | 19 | 89 | 21 40.3 |
| 13) | Koch, Bal. | 40 | 1855 | 62 | 46.4 | 4 | 1 | 5 | 6 | 15 | 143 | 21 39.8 |
| 14) | *Cole, Oak. | 67 | 3081 | 74 | 46.0 | 6 | 0 | 8 | 3 | 30 | 318 | 33 39.4 |
| 15) | Wadman, Den. | 78 | 3464 | 64 | 44.4 | 4 | 0 | 9 | 12 | 32 | 314 | 29 39.4 |
| 16) | Bojorquez, Buf. | 79 | 3313 | 67 | 41.9 | 7 | 1 | 13 | 15 | 18 | 157 | 34 37.7 |

AFC / PUNT RETURN LEADERS

| Rank | Player, Team | Ret | FC | Yards | Avg | Long | TD |
|------|--------------------------|-----|----|-------|------|------|----|
| 1) | *D. Johnson, Pit. | 20 | 7 | 248 | 12.4 | 85t | 1 |
| 2) | Berrios, NY-J | 21 | 32 | 240 | 11.4 | 26 | 0 |
| 3) | Carter, Hou. | 22 | 18 | 214 | 9.7 | 23 | 0 |
| 4) | *Olszewski, N.E. | 20 | 16 | 179 | 9.0 | 22 | 0 |
| 5) | Spencer, Den. | 26 | 29 | 208 | 8.0 | 42 | 0 |
| 6) | Roberts, Buf. | 28 | 15 | 223 | 8.0 | 22 | 0 |
| 7) | T. Davis, G.B.-Oak.-Mia. | 22 | 21 | 145 | 6.6 | 32 | 0 |
| 8) | Erickson, Cin. | 25 | 16 | 157 | 6.3 | 17 | 0 |
| 9) | Westbrook, Jac. | 23 | 18 | 132 | 5.7 | 43 | 0 |
| 10) | D. Thomas, K.C.-Bal. | 26 | 8 | 148 | 5.7 | 20 | 0 |
| 11) | King, LA-C | 21 | 11 | 118 | 5.6 | 68t | 1 |

AFC / KICKOFF RETURN LEADERS

| Rank | Player, Team | Ret | Yards | Avg | Long | TD |
|------|--------------------------|-----|-------|------|------|----|
| 1) | Wilson, Cin. | 20 | 625 | 31.3 | 92t | 1 |
| 2) | Roberts, Buf. | 25 | 664 | 26.6 | 66 | 0 |
| 3) | *Hardman, K.C. | 27 | 704 | 26.1 | 104t | 1 |
| 4) | Grant, Mia. | 23 | 578 | 25.1 | 101t | 1 |
| 5) | Bolden, N.E. | 23 | 515 | 22.4 | 38 | 0 |
| 6) | T. Davis, G.B.-Oak.-Mia. | 23 | 506 | 22.0 | 52 | 0 |

AFC / LEADERS IN INTERCEPTIONS

| Rank | Player, Team | Int | Yards | Avg | Long | TD |
|-------------|------------------------|----------|-----------|-------------|------------|----------|
| 1t) | Gilmore, N.E. | 6 | 126 | 21.0 | 64t | 2 |
| 1t) | White, Buf. | 6 | 57 | 9.5 | 49 | 0 |
| 3t) | Peters, LA-R-Bal. | 5 | 210 | 42.0 | 89t | 3 |
| 3t) | Fitzpatrick, Mia.-Pit. | 5 | 130 | 26.0 | 96t | 1 |
| 3t) | Leonard, Ind. | 5 | 92 | 18.4 | 80t | 1 |
| 3t) | Ryan, Ten. | 5 | 79 | 15.8 | 28 | 0 |
| 3t) | D. McCourty, N.E. | 5 | 49 | 9.8 | 24 | 0 |
| 3t) | Jackson, N.E. | 5 | 39 | 7.8 | 19 | 0 |
| 3t) | Haden, Pit. | 5 | 20 | 4.0 | 16 | 0 |
| 10t) | Phillips, Cin. | 4 | 82 | 20.5 | 28 | 0 |
| 10t) | Mathieu, K.C. | 4 | 70 | 17.5 | 35 | 0 |
| 10t) | Simmons, Den. | 4 | 30 | 7.5 | 17 | 0 |
| 10t) | Schobert, Cle. | 4 | 24 | 6.0 | 20 | 0 |
| 10t) | Ryan, Ten. | 4 | 16 | 4.0 | 16 | 0 |
| 15t) | E. Harris, Oak. | 3 | 145 | 48.3 | 59 | 2 |
| 15t) | Gipson, Hou. | 3 | 105 | 35.0 | 79t | 1 |
| 15t) | Collins, N.E. | 3 | 85 | 28.3 | 69t | 1 |
| 15t) | *Thornhill, K.C. | 3 | 46 | 15.3 | 46t | 1 |
| 15t) | Bates, Cin. | 3 | 33 | 11.0 | 20 | 0 |
| 15t) | Humphrey, Bal. | 3 | 14 | 4.7 | 14 | 0 |
| 15t) | Jenkins, LA-C | 3 | 10 | 3.3 | 8 | 0 |
| 15t) | Desir, Ind. | 3 | 0 | 0.0 | 0 | 0 |
| 15t) | Herndon, Jac. | 3 | 0 | 0.0 | 0 | 0 |
| 24t) | Mercilus, Hou. | 2 | 88 | 44.0 | 86 | 0 |
| 24t) | Harrison, Jac. | 2 | 66 | 33.0 | 35 | 0 |
| 24t) | Butler, Ten. | 2 | 61 | 30.5 | 38t | 1 |
| 24t) | Ward, Cle. | 2 | 61 | 30.5 | 61t | 1 |
| 24t) | Reid, Hou. | 2 | 55 | 27.5 | 37 | 0 |
| 24t) | McCain, Mia. | 2 | 53 | 26.5 | 32 | 0 |
| 24t) | Roby, Hou. | 2 | 49 | 24.5 | 27t | 1 |
| 24t) | Burris, Oak.-Cle. | 2 | 42 | 21.0 | 27 | 0 |
| 24t) | Hooker, Ind. | 2 | 39 | 19.5 | 26 | 0 |
| 24t) | E. Thomas, Bal. | 2 | 38 | 19.0 | 24 | 0 |
| 24t) | Hayward, LA-C | 2 | 37 | 18.5 | 37 | 0 |
| 24t) | K. Moore, Ind. | 2 | 36 | 18.0 | 35 | 0 |
| 24t) | S. Parker, Mia. | 2 | 35 | 17.5 | 35 | 0 |
| 24t) | Jackson, Den. | 2 | 28 | 14.0 | 24 | 0 |
| 24t) | Harmon, N.E. | 2 | 27 | 13.5 | 27 | 0 |
| 24t) | *Needham, Mia. | 2 | 23 | 11.5 | 23 | 0 |
| 24t) | M. Davis, LA-C | 2 | 15 | 7.5 | 15 | 0 |
| 24t) | Hewitt, NY-J | 2 | 13 | 6.5 | 9 | 0 |
| 24t) | C. Ward, K.C. | 2 | 10 | 5.0 | 10 | 0 |
| 24t) | Bynes, Bal. | 2 | 7 | 3.5 | 6 | 0 |
| 24t) | Watt, Pit. | 2 | 7 | 3.5 | 7 | 0 |
| 24t) | *Bush, Pit. | 2 | 6 | 3.0 | 6 | 0 |
| 24t) | Sorensen, K.C. | 2 | 6 | 3.0 | 6 | 0 |
| 24t) | Addae, Hou. | 2 | 5 | 2.5 | 4 | 0 |
| 24t) | Breeland, K.C. | 2 | 4 | 2.0 | 4 | 0 |
| 24t) | Wilson, Jac. | 2 | 4 | 2.0 | 4 | 0 |
| 24t) | Wallace, Buf. | 2 | 2 | 1.0 | 2 | 0 |
| 24t) | Poyer, Buf. | 2 | 0 | 0.0 | 0 | 0 |

AFC / LEADERS IN SACKS

| Rank | Player, Team | Sacks |
|-------------|--------------------------|------------|
| 1) | Watt, Pit. (LB) | 14.5 |
| 2t) | Bosa, LA-C (DE) | 11.5 |
| 2t) | Dupree, Pit. (LB) | 11.5 |
| 4) | Houston, Ind. (DE) | 11.0 |
| 5) | *J. Allen, Jac. (DE) | 10.5 |
| 6t) | *Crosby, Oak. (DE) | 10.0 |
| 6t) | Garrett, Cle. (DE) | 10.0 |
| 8t) | Judon, Bal. (LB) | 9.5 |
| 8t) | J. Phillips, Buf. (DT) | 9.5 |
| 10t) | Dunlap, Cin. (DE) | 9.0 |
| 10t) | Heyward, Pit. (DE) | 9.0 |
| 10t) | Jones, K.C. (DE) | 9.0 |
| 10t) | Landry, Ten. (LB) | 9.0 |
| 14) | Hubbard, Cin. (DE) | 8.5 |
| 15t) | Clark, K.C. (DE) | 8.0 |
| 15t) | Jenkins, NY-J (LB) | 8.0 |
| 15t) | Miller, Den. (LB) | 8.0 |
| 15t) | Ngakoue, Jac. (DE) | 8.0 |
| 19) | Mercilus, Hou. (LB) | 7.5 |
| 20t) | Collins, N.E. (LB) | 7.0 |
| 20t) | Ingram, LA-C (DE) | 7.0 |
| 20t) | Mayowa, Oak. (DE) | 7.0 |
| 20t) | Wolfe, Den. (DE) | 7.0 |
| 24t) | Ja. Adams, NY-J (DB) | 6.5 |
| 24t) | Campbell, Jac. (DE) | 6.5 |
| 24t) | Lawson, Buf. (DE) | 6.5 |
| 24t) | Suggs, Ariz-K.C. (LB) | 6.5 |
| 24t) | Van Noy, N.E. (LB) | 6.5 |
| 29t) | Butler, N.E. (DT) | 6.0 |
| 29t) | S. Harris, Den. (DT) | 6.0 |
| 29t) | Smoot, Jac. (DE) | 6.0 |
| 32t) | Hightower, N.E. (LB) | 5.5 |
| 32t) | Ogbah, K.C. (DE) | 5.5 |
| 32t) | Ogunjobi, Cle. (DT) | 5.5 |
| 32t) | *Winovich, N.E. (DE) | 5.5 |
| 36t) | Bowser, Bal. (LB) | 5.0 |
| 36t) | Casey, Ten. (DE) | 5.0 |
| 36t) | Charlton, Dal.-Mia. (DE) | 5.0 |
| 36t) | Correa, Ten. (LB) | 5.0 |
| 36t) | Lawson, Cin. (DE) | 5.0 |
| 36t) | Leonard, Ind. (LB) | 5.0 |
| 36t) | T. Murphy, Buf. (DE) | 5.0 |
| 36t) | Okafor, K.C. (DE) | 5.0 |
| 36t) | *Oliver, Buf. (DT) | 5.0 |
| 45t) | Atkins, Cin. (DT) | 4.5 |
| 45t) | *Ferrell, Oak. (DE) | 4.5 |
| 45t) | Hughes, Buf. (DE) | 4.5 |
| 45t) | Ryan, Ten. (DB) | 4.5 |
| 45t) | Sheard, Ind. (DE) | 4.5 |
| 50t) | Hargrave, Pit. (NT) | 4.0 |
| 50t) | Kpassagnon, K.C. (DE) | 4.0 |
| 50t) | Simon, N.E. (DE) | 4.0 |
| 50t) | C. Thomas, Cle. (DE) | 4.0 |
| 50t) | Walker, Den. (DE) | 4.0 |
| 50t) | Watt, Hou. (DE) | 4.0 |

WEEK 17 / THROUGH SUNDAY, DECEMBER 29, 2019**AFC / FUMBLE RECOVERIES**

| Rank | Player, Team | TotRec | OffRec | DefRec |
|------|------------------------|--------|--------|--------|
| 1t) | Brady, N.E. | 5 | 5 | 0 |
| 1t) | Carr, Oak. | 5 | 5 | 0 |
| 1t) | R. Fitzpatrick, Mia. | 5 | 5 | 0 |
| 1t) | Watson, Hou. | 5 | 5 | 0 |
| 5t) | Allen, Buf. | 4 | 4 | 0 |
| 5t) | *Bush, Pit. | 4 | 0 | 4 |
| 5t) | L. Jackson, Bal. | 4 | 4 | 0 |
| 5t) | Mayfield, Cle. | 4 | 4 | 0 |
| 5t) | Watt, Pit. | 4 | 0 | 4 |
| 10t) | Bethel, Bal.-N.E. | 3 | 0 | 3 |
| 10t) | Darnold, NY-J | 3 | 3 | 0 |
| 10t) | Feiler, Pit. | 3 | 3 | 0 |
| 10t) | Fitzpatrick, Mia.-Pit. | 3 | 0 | 3 |
| 10t) | *Hodges, Pit. | 3 | 3 | 0 |
| 10t) | Houston, Ind. | 3 | 0 | 3 |
| 10t) | Humphrey, Bal. | 3 | 0 | 3 |
| 10t) | Poyer, Buf. | 3 | 0 | 3 |

AFC / OFFENSIVE FUMBLE RECOVERIES

| Rank | Player, Team | Ret | Yards | Avg | Long | TD |
|-------------|----------------------|----------|----------|------------|----------|----------|
| 1t) | Brady, N.E. | 5 | 0 | 0.0 | 0 | 0 |
| 1t) | Carr, Oak. | 5 | 0 | 0.0 | 0 | 0 |
| 1t) | R. Fitzpatrick, Mia. | 5 | 0 | 0.0 | 0 | 0 |
| 1t) | Watson, Hou. | 5 | 0 | 0.0 | 0 | 0 |
| 5t) | Allen, Buf. | 4 | 0 | 0.0 | 0 | 0 |
| 5t) | L. Jackson, Bal. | 4 | 0 | 0.0 | 0 | 0 |
| 5t) | Mayfield, Cle. | 4 | 0 | 0.0 | 0 | 0 |
| 8t) | Darnold, NY-J | 3 | 0 | 0.0 | 0 | 0 |
| 8t) | Feiler, Pit. | 3 | 0 | 0.0 | 0 | 0 |
| 8t) | *Hodges, Pit. | 3 | 0 | 0.0 | 0 | 0 |
| 11t) | Boehm, Mia. | 2 | 0 | 0.0 | 0 | 0 |
| 11t) | Brown, Buf. | 2 | 0 | 0.0 | 0 | 0 |
| 11t) | Dalton, Cin. | 2 | 0 | 0.0 | 0 | 0 |
| 11t) | Flacco, Den. | 2 | 0 | 0.0 | 0 | 0 |
| 11t) | *Ford, Buf. | 2 | 0 | 0.0 | 0 | 0 |
| 11t) | Freeman, Den. | 2 | 0 | 0.0 | 0 | 0 |
| 11t) | Glennon, Oak. | 2 | 0 | 0.0 | 0 | 0 |
| 11t) | Ingram, Bal. | 2 | 0 | 0.0 | 0 | 0 |
| 11t) | Mariota, Ten. | 2 | 0 | 0.0 | 0 | 0 |
| 11t) | Richard, Oak. | 2 | 0 | 0.0 | 0 | 0 |
| 11t) | Spain, Buf. | 2 | 0 | 0.0 | 0 | 0 |
| 11t) | D. Thomas, K.C.-Bal. | 2 | 0 | 0.0 | 0 | 0 |
| 11t) | Villanueva, Pit. | 2 | 0 | 0.0 | 0 | 0 |
| 11t) | Westbrook, Jac. | 2 | 0 | 0.0 | 0 | 0 |

AFC / DEFENSIVE FUMBLE RECOVERIES

| Rank | Player, Team | Ret | Yards | Avg | Long | TD |
|------------|------------------------|----------|----------|------------|----------|----------|
| 1t) | *Bush, Pit. | 4 | 20 | 5.0 | 11 | 1 |
| 1t) | Watt, Pit. | 4 | 0 | 0.0 | 0 | 0 |
| 3t) | Humphrey, Bal. | 3 | 91 | 30.3 | 70t | 2 |
| 3t) | Fitzpatrick, Mia.-Pit. | 3 | 79 | 26.3 | 43t | 1 |
| 3t) | Bethel, Bal.-N.E. | 3 | 0 | 0.0 | 0 | 0 |
| 3t) | Houston, Ind. | 3 | 0 | 0.0 | 0 | 0 |
| 3t) | Poyer, Buf. | 3 | 0 | 0.0 | 0 | 0 |
| 8t) | Breeland, K.C. | 2 | 114 | 57.0 | 100t | 1 |
| 8t) | Cunningham, Hou. | 2 | 24 | 12.0 | 24 | 0 |
| 8t) | Van Noy, N.E. | 2 | 22 | 11.0 | 22t | 1 |
| 8t) | Vigil, Cin. | 2 | 13 | 6.5 | 7 | 0 |
| 8t) | T. Murphy, Buf. | 2 | 8 | 4.0 | 5 | 0 |
| 8t) | Ward, Ind.-Bal. | 2 | 2 | 1.0 | 2 | 0 |
| 8t) | McKinney, Hou. | 2 | 1 | 0.5 | 1 | 0 |
| 8t) | Casey, Ten. | 2 | 0 | 0.0 | 0 | 0 |
| 8t) | Dupree, Pit. | 2 | 0 | 0.0 | 0 | 0 |
| 8t) | Guy, N.E. | 2 | 0 | 0.0 | 0 | 0 |
| 8t) | Hurst, Oak. | 2 | 0 | 0.0 | 0 | 0 |
| 8t) | Jewell, Den. | 2 | 0 | 0.0 | 0 | 0 |
| 8t) | Landry, Ten. | 2 | 0 | 0.0 | 0 | 0 |
| 8t) | Watt, Hou. | 2 | 0 | 0.0 | 0 | 0 |

WEEK 17 / THROUGH SUNDAY, DECEMBER 29, 2019**NFC / LEADING PASSERS**

| Player, Team | Att | Comp | Pct | Yds | Avg | TD | Pct | Long | Int | Pct | Rating |
|------------------|-----|------|------|------|------|----|-----|------|-----|-----|--------|
| Brees, N.O. | 378 | 281 | 74.3 | 2979 | 7.88 | 27 | 7.1 | 61t | 4 | 1.1 | 116.3 |
| Cousins, Min. | 444 | 307 | 69.1 | 3603 | 8.11 | 26 | 5.9 | 66 | 6 | 1.4 | 107.4 |
| Wilson, Sea. | 516 | 341 | 66.1 | 4110 | 7.97 | 31 | 6.0 | 60t | 5 | 1.0 | 106.3 |
| Stafford, Det. | 291 | 187 | 64.3 | 2499 | 8.59 | 19 | 6.5 | 66 | 5 | 1.7 | 106.0 |
| Garoppolo, S.F. | 476 | 329 | 69.1 | 3978 | 8.36 | 27 | 5.7 | 75t | 13 | 2.7 | 102.0 |
| Prescott, Dal. | 596 | 388 | 65.1 | 4902 | 8.22 | 30 | 5.0 | 62 | 11 | 1.8 | 99.7 |
| Rodgers, G.B. | 569 | 353 | 62.0 | 4002 | 7.03 | 26 | 4.6 | 74t | 4 | 0.7 | 95.4 |
| Wentz, Phi. | 607 | 388 | 63.9 | 4039 | 6.65 | 27 | 4.4 | 53t | 7 | 1.2 | 93.1 |
| Ryan, Atl. | 616 | 408 | 66.2 | 4466 | 7.25 | 26 | 4.2 | 93t | 14 | 2.3 | 92.1 |
| Keenum, Was. | 247 | 160 | 64.8 | 1707 | 6.91 | 11 | 4.5 | 69t | 5 | 2.0 | 91.3 |
| *D. Jones, NY-G | 459 | 284 | 61.9 | 3027 | 6.59 | 24 | 5.2 | 75t | 12 | 2.6 | 87.7 |
| *K. Murray, Ariz | 542 | 349 | 64.4 | 3722 | 6.87 | 20 | 3.7 | 88t | 12 | 2.2 | 87.4 |
| Goff, LA-R | 626 | 394 | 62.9 | 4638 | 7.41 | 22 | 3.5 | 66 | 16 | 2.6 | 86.5 |
| Winston, T.B. | 626 | 380 | 60.7 | 5109 | 8.16 | 33 | 5.3 | 71t | 30 | 4.8 | 84.3 |
| Trubisky, Chi. | 516 | 326 | 63.2 | 3138 | 6.08 | 17 | 3.3 | 53 | 10 | 1.9 | 83.0 |
| Allen, Car. | 489 | 303 | 62.0 | 3322 | 6.79 | 17 | 3.5 | 52t | 16 | 3.3 | 80.0 |

NFC / LEADING PASSERS, RANKS

| Player, Team | Att | Comp | Pct | Yds | Avg | TD | Pct | Long | Int | Pct | Rating |
|------------------|-----|------|-----|-----|-----|-----|-----|------|-----|-----|--------|
| Brees, N.O. | 14 | 14 | 1 | 14 | 7 | 4t | 1 | 1t | 3 | 1 | |
| Cousins, Min. | 13 | 11 | 2 | 10 | 5 | 7t | 4 | 6 | 5 | 2 | |
| Wilson, Sea. | 8t | 8 | 5 | 5 | 6 | 2 | 3 | 3t | 2 | 3 | |
| Stafford, Det. | 15 | 15 | 9 | 15 | 1 | 13 | 2 | 3t | 6 | 4 | |
| Garoppolo, S.F. | 11 | 9 | 3 | 8 | 2 | 4t | 5 | 12 | 14 | 5 | |
| Prescott, Dal. | 5 | 3t | 6 | 2 | 3 | 3 | 8 | 9 | 7 | 6 | |
| Rodgers, G.B. | 6 | 6 | 13 | 7 | 10 | 7t | 9 | 1t | 1 | 7 | |
| Wentz, Phi. | 4 | 3t | 10 | 6 | 14 | 4t | 11 | 7 | 4 | 8 | |
| Ryan, Atl. | 3 | 1 | 4 | 4 | 9 | 7t | 12 | 13 | 11 | 9 | |
| Keenum, Was. | 16 | 16 | 7 | 16 | 11 | 16 | 10 | 3t | 9 | 10 | |
| *D. Jones, NY-G | 12 | 13 | 15 | 13 | 15 | 10 | 7 | 10t | 13 | 11 | |
| *K. Murray, Ariz | 7 | 7 | 8 | 9 | 12 | 12 | 13 | 10t | 10 | 12 | |
| Goff, LA-R | 1t | 2 | 12 | 3 | 8 | 11 | 14 | 14t | 12 | 13 | |
| Winston, T.B. | 1t | 5 | 16 | 1 | 4 | 1 | 6 | 16 | 16 | 14 | |
| Trubisky, Chi. | 8t | 10 | 11 | 12 | 16 | 14t | 16 | 8 | 8 | 15 | |
| Allen, Car. | 10 | 12 | 14 | 11 | 13 | 14t | 15 | 14t | 15 | 16 | |

NFC / FOURTH-QUARTER PASSING LEADERS

| Rank | Player, Team | Att | Comp | Comp% | Yards | YPA | TD | TD% | Int | Int% | Rating |
|------|--------------------|-----|------|-------|-------|------|----|-----|-----|------|--------|
| 1) | Stafford, Det. | 77 | 48 | 62.3 | 604 | 7.84 | 7 | 9.1 | 1 | 1.3 | 111.6 |
| 2) | Brees, N.O. | 83 | 58 | 69.9 | 613 | 7.39 | 6 | 7.2 | 1 | 1.2 | 110.2 |
| 3) | Garoppolo, S.F. | 107 | 75 | 70.1 | 816 | 7.63 | 6 | 5.6 | 1 | 0.9 | 107.1 |
| 4) | Cousins, Min. | 93 | 63 | 67.7 | 803 | 8.63 | 6 | 6.5 | 2 | 2.2 | 107.1 |
| 5) | Bridgewater, N.O. | 44 | 31 | 70.5 | 306 | 6.95 | 2 | 4.5 | 0 | 0.0 | 104.9 |
| 6) | Ryan, Atl. | 175 | 123 | 70.3 | 1228 | 7.02 | 11 | 6.3 | 3 | 1.7 | 103.7 |
| 7) | Wilson, Sea. | 152 | 95 | 62.5 | 1191 | 7.84 | 7 | 4.6 | 1 | 0.7 | 99.4 |
| 8) | Keenum, Was. | 75 | 50 | 66.7 | 444 | 5.92 | 3 | 4.0 | 0 | 0.0 | 95.6 |
| 9) | Rodgers, G.B. | 133 | 83 | 62.4 | 927 | 6.97 | 8 | 6.0 | 3 | 2.3 | 93.8 |
| 10) | Prescott, Dal. | 171 | 106 | 62.0 | 1356 | 7.93 | 7 | 4.1 | 4 | 2.3 | 90.7 |
| 11) | Wentz, Phi. | 171 | 106 | 62.0 | 1248 | 7.30 | 5 | 2.9 | 4 | 2.3 | 84.1 |
| 12) | Allen, Car. | 150 | 93 | 62.0 | 913 | 6.09 | 4 | 2.7 | 2 | 1.3 | 82.4 |
| 13) | *K. Murray, Ariz | 129 | 81 | 62.8 | 879 | 6.81 | 6 | 4.7 | 5 | 3.9 | 82.2 |
| 14) | Goff, LA-R | 159 | 99 | 62.3 | 1101 | 6.92 | 6 | 3.8 | 6 | 3.8 | 79.7 |
| 15) | Trubisky, Chi. | 149 | 87 | 58.4 | 876 | 5.88 | 4 | 2.7 | 4 | 2.7 | 73.0 |
| 16) | *Haskins, Was. | 64 | 36 | 56.3 | 486 | 7.59 | 3 | 4.7 | 4 | 6.3 | 70.2 |
| 17) | *D. Jones, NY-G | 156 | 90 | 57.7 | 892 | 5.72 | 2 | 1.3 | 4 | 2.6 | 67.6 |
| 18) | Winston, T.B. | 165 | 92 | 55.8 | 1269 | 7.69 | 6 | 3.6 | 10 | 6.1 | 67.5 |
| 19) | Driskel, Cin.-Det. | 41 | 19 | 46.3 | 268 | 6.54 | 2 | 4.9 | 2 | 4.9 | 63.9 |
| 20) | *Blough, Det. | 65 | 32 | 49.2 | 259 | 3.98 | 1 | 1.5 | 4 | 6.2 | 39.2 |

NFC / THIRD-DOWN PASSING LEADERS

| Rank | Player, Team | Att | Comp | Comp% | Yards | YPA | TD | TD% | Int | Int% | Rating |
|------|------------------|-----|------|-------|-------|------|----|-----|-----|------|--------|
| 1) | Stafford, Det. | 83 | 53 | 63.9 | 735 | 8.86 | 6 | 7.2 | 0 | 0.0 | 116.3 |
| 2) | Cousins, Min. | 123 | 80 | 65.0 | 1006 | 8.18 | 9 | 7.3 | 2 | 1.6 | 108.0 |
| 3) | Ryan, Atl. | 147 | 89 | 60.5 | 1180 | 8.03 | 10 | 6.8 | 2 | 1.4 | 103.0 |
| 4) | Garoppolo, S.F. | 130 | 90 | 69.2 | 973 | 7.48 | 8 | 6.2 | 3 | 2.3 | 101.9 |
| 5) | Prescott, Dal. | 146 | 88 | 60.3 | 1289 | 8.83 | 8 | 5.5 | 2 | 1.4 | 101.7 |
| 6) | Wilson, Sea. | 132 | 80 | 60.6 | 1085 | 8.22 | 7 | 5.3 | 2 | 1.5 | 98.2 |
| 7) | *D. Jones, NY-G | 125 | 79 | 63.2 | 880 | 7.04 | 10 | 8.0 | 4 | 3.2 | 97.4 |
| 8) | Wentz, Phi. | 164 | 94 | 57.3 | 1038 | 6.33 | 11 | 6.7 | 1 | 0.6 | 96.0 |
| 9) | Goff, LA-R | 152 | 89 | 58.6 | 1299 | 8.55 | 11 | 7.2 | 6 | 3.9 | 94.2 |
| 10) | Rodgers, G.B. | 147 | 80 | 54.4 | 1132 | 7.70 | 6 | 4.1 | 2 | 1.4 | 87.5 |
| 11) | *K. Murray, Ariz | 145 | 86 | 59.3 | 885 | 6.10 | 6 | 4.1 | 2 | 1.4 | 85.0 |
| 12) | Trubisky, Chi. | 134 | 80 | 59.7 | 826 | 6.16 | 5 | 3.7 | 3 | 2.2 | 80.6 |
| 13) | Winston, T.B. | 151 | 92 | 60.9 | 1049 | 6.95 | 9 | 6.0 | 11 | 7.3 | 71.3 |
| 14) | Allen, Car. | 118 | 60 | 50.8 | 654 | 5.54 | 6 | 5.1 | 7 | 5.9 | 59.8 |

WEEK 17 / THROUGH SUNDAY, DECEMBER 29, 2019**NFC / LEADING RUSHERS**

| Rank | Player, Team | Att | Yards | Avg | Long | TD |
|------|-------------------------|-----|-------|------|------|----|
| 1) | McCaffrey, Car. | 287 | 1387 | 4.8 | 84t | 15 |
| 2) | Elliott, Dal. | 301 | 1357 | 4.5 | 33t | 12 |
| 3) | Carson, Sea. | 278 | 1230 | 4.4 | 59 | 7 |
| 4) | Cook, Min. | 250 | 1135 | 4.5 | 75t | 13 |
| 5) | A. Jones, G.B. | 236 | 1084 | 4.6 | 56t | 16 |
| 6) | Barkley, NY-G | 217 | 1003 | 4.6 | 68t | 6 |
| 7) | Peterson, Was. | 211 | 898 | 4.3 | 32 | 5 |
| 8) | *Montgomery, Chi. | 242 | 889 | 3.7 | 55 | 6 |
| 9) | Gurley, LA-R | 223 | 857 | 3.8 | 25 | 12 |
| 10) | *Sanders, Phi. | 179 | 818 | 4.6 | 65t | 3 |
| 11) | Drake, Mia.-Ariz | 170 | 817 | 4.8 | 80t | 8 |
| 12) | Kamara, N.O. | 171 | 797 | 4.7 | 40t | 5 |
| 13) | Mostert, S.F. | 137 | 772 | 5.6 | 41t | 8 |
| 14) | Jones, T.B. | 172 | 724 | 4.2 | 49 | 6 |
| 15) | Freeman, Atl. | 184 | 656 | 3.6 | 28 | 2 |
| 16) | Murray, N.O. | 146 | 637 | 4.4 | 30t | 5 |
| 17) | Breida, S.F. | 123 | 623 | 5.1 | 83t | 1 |
| 18t) | T. Coleman, S.F. | 137 | 544 | 4.0 | 48t | 6 |
| 18t) | *K. Murray, Ariz (QB) | 93 | 544 | 5.8 | 35 | 4 |
| 20) | J. Howard, Phi. | 119 | 525 | 4.4 | 20 | 6 |
| 21) | Barber, T.B. | 154 | 470 | 3.1 | 17 | 6 |
| 22) | *Mattison, Min. | 100 | 462 | 4.6 | 35 | 1 |
| 23) | J. Williams, G.B. | 107 | 460 | 4.3 | 45 | 1 |
| 24) | *Pollard, Dal. | 86 | 455 | 5.3 | 44t | 2 |
| 25) | K. Johnson, Det. | 113 | 403 | 3.6 | 20 | 3 |
| 26) | Scarborough, Det. | 89 | 377 | 4.2 | 30 | 1 |
| 27) | Penny, Sea. | 65 | 370 | 5.7 | 58t | 3 |
| 28) | D. Johnson, Ariz | 94 | 345 | 3.7 | 18 | 2 |
| 29) | Wilson, Sea. (QB) | 75 | 342 | 4.6 | 21 | 3 |
| 30) | Hill, Atl. | 78 | 323 | 4.1 | 27 | 2 |
| 31) | Edmonds, Ariz | 60 | 303 | 5.1 | 37t | 4 |
| 32) | *D. Jones, NY-G (QB) | 45 | 279 | 6.2 | 26 | 2 |
| 33) | Prescott, Dal. (QB) | 52 | 277 | 5.3 | 42 | 3 |
| 34t) | Boone, Min. | 49 | 273 | 5.6 | 59 | 3 |
| 34t) | *T. Johnson, Det. | 63 | 273 | 4.3 | 40 | 0 |
| 36) | M. Brown, LA-R | 69 | 255 | 3.7 | 17 | 5 |
| 37) | Winston, T.B. (QB) | 59 | 250 | 4.2 | 26 | 1 |
| 38t) | Guice, Was. | 42 | 245 | 5.8 | 60 | 2 |
| 38t) | Scott, Phi. | 61 | 245 | 4.0 | 25 | 5 |
| 40) | Wentz, Phi. (QB) | 62 | 243 | 3.9 | 19 | 1 |
| 41) | Cohen, Chi. | 64 | 213 | 3.3 | 19 | 0 |
| 42) | McKissic, Det. | 38 | 205 | 5.4 | 44 | 0 |
| 43) | Trubisky, Chi. (QB) | 48 | 193 | 4.0 | 23t | 2 |
| 44) | Rodgers, G.B. (QB) | 46 | 183 | 4.0 | 17 | 1 |
| 45) | *Samuel, S.F. (WR) | 14 | 159 | 11.4 | 31 | 3 |
| 46) | T. Hill, N.O. (QB) | 27 | 156 | 5.8 | 30t | 1 |
| 47) | Driskel, Cin.-Det. (QB) | 22 | 151 | 6.9 | 23 | 1 |
| 48t) | *Henderson, LA-R | 39 | 147 | 3.8 | 22 | 0 |
| 48t) | Ryan, Atl. (QB) | 34 | 147 | 4.3 | 12 | 1 |
| 50) | Thompson, Was. | 37 | 138 | 3.7 | 16 | 0 |

NFC / THIRD-AND-ONE RUSHING LEADERS

| Rank | Player, Team | Att | FD | Pct |
|------|-------------------|-----|----|-------|
| 1t) | Wentz, Phi. | 9 | 9 | 100.0 |
| 1t) | Garoppolo, S.F. | 8 | 8 | 100.0 |
| 1t) | K. Smith, Atl. | 4 | 4 | 100.0 |
| 4) | Gurley, LA-R | 12 | 11 | 91.7 |
| 5) | Elliott, Dal. | 11 | 10 | 90.9 |
| 6t) | Cook, Min. | 6 | 5 | 83.3 |
| 6t) | *K. Murray, Ariz | 6 | 5 | 83.3 |
| 8t) | Carson, Sea. | 20 | 16 | 80.0 |
| 8t) | Cousins, Min. | 5 | 4 | 80.0 |
| 8t) | Drake, Mia.-Ariz | 5 | 4 | 80.0 |
| 8t) | T. Hill, N.O. | 5 | 4 | 80.0 |
| 12) | Barber, T.B. | 7 | 5 | 71.4 |
| 13t) | K. Johnson, Det. | 6 | 4 | 66.7 |
| 13t) | Murray, N.O. | 6 | 4 | 66.7 |
| 15) | *Montgomery, Chi. | 7 | 4 | 57.1 |
| 16t) | Barkley, NY-G | 8 | 4 | 50.0 |
| 16t) | Jones, T.B. | 8 | 4 | 50.0 |

NFC / LEADERS IN RECEPTIONS

| Rank | Player, Team | Rec | Yards | Avg | Long | TD |
|------|-----------------------|-----|-------|------|------|----|
| 1) | Thomas, N.O. | 149 | 1725 | 11.6 | 49 | 9 |
| 2) | McCaffrey, Car. (RB) | 116 | 1005 | 8.7 | 28 | 4 |
| 3) | J. Jones, Atl. | 99 | 1394 | 14.1 | 54t | 6 |
| 4) | Robinson, Chi. | 98 | 1147 | 11.7 | 49 | 7 |
| 5) | C. Kupp, LA-R | 94 | 1161 | 12.4 | 66 | 10 |
| 6) | Woods, LA-R | 90 | 1134 | 12.6 | 48 | 2 |
| 7) | Ertz, Phi. (TE) | 88 | 916 | 10.4 | 30 | 6 |
| 8) | Moore, Car. | 87 | 1175 | 13.5 | 52t | 4 |
| 9) | Godwin, T.B. | 86 | 1333 | 15.5 | 71t | 9 |
| 10) | Kittle, S.F. (TE) | 85 | 1053 | 12.4 | 61t | 5 |
| 11) | D. Adams, G.B. | 83 | 997 | 12.0 | 58 | 5 |
| 12) | Lockett, Sea. | 82 | 1057 | 12.9 | 44t | 8 |
| 13) | Kamara, N.O. (RB) | 81 | 533 | 6.6 | 41 | 1 |
| 14t) | Cooper, Dal. | 79 | 1189 | 15.1 | 53t | 8 |
| 14t) | Cohen, Chi. (RB) | 79 | 456 | 5.8 | 31 | 3 |
| 16t) | Fitzgerald, Ariz | 75 | 804 | 10.7 | 54 | 4 |
| 16t) | Hooper, Atl. (TE) | 75 | 787 | 10.5 | 35 | 6 |
| 18) | Higbee, LA-R (TE) | 69 | 734 | 10.6 | 33 | 3 |
| 19) | Kirk, Ariz | 68 | 709 | 10.4 | 69t | 3 |
| 20) | M. Evans, T.B. | 67 | 1157 | 17.3 | 67t | 8 |
| 21t) | Gallup, Dal. | 66 | 1107 | 16.8 | 62 | 6 |
| 21t) | Sanders, Den.-S.F. | 66 | 869 | 13.2 | 75t | 5 |
| 23) | Golladay, Det. | 65 | 1190 | 18.3 | 75t | 11 |
| 24t) | Diggs, Min. | 63 | 1130 | 17.9 | 66 | 6 |
| 24t) | Ridley, Atl. | 63 | 866 | 13.7 | 36 | 7 |
| 24t) | Witten, Dal. (TE) | 63 | 529 | 8.4 | 33 | 4 |
| 27t) | M. Jones, Det. | 62 | 779 | 12.6 | 47 | 9 |
| 27t) | Amendola, Det. | 62 | 678 | 10.9 | 47t | 1 |
| 29) | Freeman, Atl. (RB) | 59 | 410 | 6.9 | 28 | 4 |
| 30t) | *McLaurin, Was. | 58 | 919 | 15.8 | 75t | 7 |
| 30t) | *Metcalf, Sea. | 58 | 900 | 15.5 | 54 | 7 |
| 30t) | Goedert, Phi. (TE) | 58 | 607 | 10.5 | 28t | 5 |
| 33t) | *Samuel, S.F. | 57 | 802 | 14.1 | 42t | 3 |
| 33t) | S. Shepard, NY-G | 57 | 576 | 10.1 | 36 | 3 |
| 35) | Cobb, Dal. | 55 | 828 | 15.1 | 59 | 3 |
| 36t) | Samuel, Car. | 54 | 627 | 11.6 | 44 | 6 |
| 36t) | Elliot, Dal. (RB) | 54 | 420 | 7.8 | 27 | 2 |
| 38) | Cook, Min. (RB) | 53 | 519 | 9.8 | 31 | 0 |
| 39t) | Miller, Chi. | 52 | 656 | 12.6 | 35 | 2 |
| 39t) | Olsen, Car. (TE) | 52 | 597 | 11.5 | 41 | 2 |
| 39t) | Barkley, NY-G (RB) | 52 | 438 | 8.4 | 65 | 2 |
| 42t) | *Sanders, Phi. (RB) | 50 | 509 | 10.2 | 45 | 3 |
| 42t) | Drake, Mia.-Ariz (RB) | 50 | 345 | 6.9 | 26 | 0 |
| 44t) | Tate, NY-G | 49 | 676 | 13.8 | 64t | 6 |
| 44t) | A. Jones, G.B. (RB) | 49 | 474 | 9.7 | 67t | 3 |
| 44t) | Gage, Atl. | 49 | 446 | 9.1 | 19 | 1 |
| 47) | *D. Slayton, NY-G | 48 | 740 | 15.4 | 55t | 8 |
| 48) | Engram, NY-G (TE) | 44 | 467 | 10.6 | 75t | 3 |
| 49t) | Cook, N.O. (TE) | 43 | 705 | 16.4 | 61t | 9 |
| 49t) | Jeffery, Phi. | 43 | 490 | 11.4 | 38 | 4 |

NFC / RECEIVING YARDAGE LEADERS

| Rank | Player, Team | Yards | Rec | Avg | Long | TD |
|------|------------------------|-------|-----|------|------|----|
| 1) | Thomas, N.O. | 1725 | 149 | 11.6 | 49 | 9 |
| 2) | J. Jones, Atl. | 1394 | 99 | 14.1 | 54t | 6 |
| 3) | Godwin, T.B. | 1333 | 86 | 15.5 | 71t | 9 |
| 4) | Golladay, Det. | 1190 | 65 | 18.3 | 75t | 11 |
| 5) | Cooper, Dal. | 1189 | 79 | 15.1 | 53t | 8 |
| 6) | Moore, Car. | 1175 | 87 | 13.5 | 52t | 4 |
| 7) | C. Kupp, LA-R | 1161 | 94 | 12.4 | 66 | 10 |
| 8) | M. Evans, T.B. | 1157 | 67 | 17.3 | 67t | 8 |
| 9) | Robinson, Chi. | 1147 | 98 | 11.7 | 49 | 7 |
| 10) | Woods, LA-R | 1134 | 90 | 12.6 | 48 | 2 |
| 11) | Diggs, Min. | 1130 | 63 | 17.9 | 66 | 6 |
| 12) | Gallup, Dal. | 1107 | 66 | 16.8 | 62 | 6 |
| 13) | Lockett, Sea. | 1057 | 82 | 12.9 | 44t | 8 |
| 14) | Kittle, S.F. (TE) | 1053 | 85 | 12.4 | 61t | 5 |
| 15) | McCaffrey, Car. (RB) | 1005 | 116 | 8.7 | 28 | 4 |
| 16) | D. Adams, G.B. | 997 | 83 | 12.0 | 58 | 5 |
| 17) | *McLaurin, Was. | 919 | 58 | 15.8 | 75t | 7 |
| 18) | Ertz, Phi. (TE) | 916 | 88 | 10.4 | 30 | 6 |
| 19) | *Metcalf, Sea. | 900 | 58 | 15.5 | 54 | 7 |
| 20) | Sanders, Den.-S.F. | 869 | 66 | 13.2 | 75t | 5 |
| 21) | Ridley, Atl. | 866 | 63 | 13.7 | 36 | 7 |
| 22) | Cobb, Dal. | 828 | 55 | 15.1 | 59 | 3 |
| 23) | Fitzgerald, Ariz | 804 | 75 | 10.7 | 54 | 4 |
| 24) | *Samuel, S.F. | 802 | 57 | 14.1 | 42t | 3 |
| 25) | Hooper, Atl. (TE) | 787 | 75 | 10.5 | 35 | 6 |
| 26) | M. Jones, Det. | 779 | 62 | 12.6 | 47 | 9 |
| 27) | *D. Slayton, NY-G | 740 | 48 | 15.4 | 55t | 8 |
| 28) | Higbee, LA-R (TE) | 734 | 69 | 10.6 | 33 | 3 |
| 29) | Kirk, Ariz | 709 | 68 | 10.4 | 69t | 3 |
| 30) | Cook, N.O. (TE) | 705 | 43 | 16.4 | 61t | 9 |
| 31) | Amendola, Det. | 678 | 62 | 10.9 | 47t | 1 |
| 32) | Tate, NY-G | 676 | 49 | 13.8 | 64t | 6 |
| 33) | Miller, Chi. | 656 | 52 | 12.6 | 35 | 2 |
| 34) | Perriman, T.B. | 645 | 36 | 17.9 | 44 | 6 |
| 35) | Samuel, Car. | 627 | 54 | 11.6 | 44 | 6 |
| 36) | Goedert, Phi. (TE) | 607 | 58 | 10.5 | 28t | 5 |
| 37) | Olsen, Car. (TE) | 597 | 52 | 11.5 | 41 | 2 |
| 38) | Cooks, LA-R | 583 | 42 | 13.9 | 57 | 2 |
| 39) | S. Shepard, NY-G | 576 | 57 | 10.1 | 36 | 3 |
| 40) | Kamara, N.O. (RB) | 533 | 81 | 6.6 | 41 | 1 |
| 41) | Witten, Dal. (TE) | 529 | 63 | 8.4 | 33 | 4 |
| 42) | Cook, Min. (RB) | 519 | 53 | 9.8 | 31 | 0 |
| 43) | *Sanders, Phi. (RB) | 509 | 50 | 10.2 | 45 | 3 |
| 44) | Jeffery, Phi. | 490 | 43 | 11.4 | 38 | 4 |
| 45) | Lazard, G.B. | 477 | 35 | 13.6 | 43 | 3 |
| 46) | A. Jones, G.B. (RB) | 474 | 49 | 9.7 | 67t | 3 |
| 47) | Engram, NY-G (TE) | 467 | 44 | 10.6 | 75t | 3 |
| 48) | Howard, T.B. (TE) | 459 | 34 | 13.5 | 33 | 1 |
| 49) | Cohen, Chi. (RB) | 456 | 79 | 5.8 | 31 | 3 |
| 50) | Valdes-Scantling, G.B. | 452 | 26 | 17.4 | 74t | 2 |

WEEK 17 / THROUGH SUNDAY, DECEMBER 29, 2019

NFC / THIRD-DOWN RECEIVING LEADERS

| Rank | Player, Team | Rec | Yards | Avg | Long | TD | | | | | | | | |
|------|----------------------|-----|-------|------|------|----|------|-----------------------|----|-----|------|-----|---|--|
| 1) | C. Kupp, LA-R | 37 | 571 | 15.4 | 66 | 7 | 23t) | McKissic, Det. (RB) | 15 | 109 | 7.3 | 22 | 0 | |
| 2) | J. Jones, Atl. | 30 | 434 | 14.5 | 48 | 1 | 27t) | Perriman, T.B. | 14 | 233 | 16.6 | 44 | 3 | |
| 3) | Thomas, N.O. | 29 | 373 | 12.9 | 41 | 0 | 27t) | *D. Slayton, NY-G | 14 | 226 | 16.1 | 55t | 3 | |
| 4) | Robinson, Chi. | 28 | 308 | 11.0 | 32 | 1 | 27t) | Miller, Chi. | 14 | 206 | 14.7 | 35 | 1 | |
| 5) | Kittle, S.F. (TE) | 27 | 257 | 9.5 | 30t | 2 | 27t) | Jeffery, Phi. | 14 | 131 | 9.4 | 16 | 2 | |
| 6) | Woods, LA-R | 25 | 356 | 14.2 | 48 | 0 | 27t) | Kamara, N.O. (RB) | 14 | 76 | 5.4 | 15 | 0 | |
| 7) | Moore, Car. | 24 | 284 | 11.8 | 52 | 1 | 32t) | M. Evans, T.B. | 13 | 190 | 14.6 | 46 | 2 | |
| 8) | Golladay, Det. | 23 | 417 | 18.1 | 75t | 4 | 32t) | Lazard, G.B. | 13 | 190 | 14.6 | 35t | 2 | |
| 9t) | Diggs, Min. | 22 | 448 | 20.4 | 54t | 3 | 32t) | Ridley, Atl. | 13 | 184 | 14.2 | 36 | 3 | |
| 9t) | McCaffrey, Car. (RB) | 22 | 208 | 9.5 | 28 | 1 | 32t) | Sanders, Den.-S.F. | 13 | 169 | 13.0 | 46 | 0 | |
| 11) | Godwin, T.B. | 21 | 275 | 13.1 | 28 | 2 | 32t) | *Samuel, S.F. | 13 | 164 | 12.6 | 26 | 0 | |
| 12) | Cobb, Dal. | 20 | 221 | 11.1 | 32 | 1 | 37t) | Thielen, Min. | 12 | 159 | 13.3 | 30 | 1 | |
| 13t) | D. Adams, G.B. | 19 | 232 | 12.2 | 40 | 2 | 37t) | Bourne, S.F. | 12 | 158 | 13.2 | 30 | 3 | |
| 13t) | Lockett, Sea. | 19 | 230 | 12.1 | 38 | 2 | 37t) | Witten, Dal. (TE) | 12 | 139 | 11.6 | 33 | 1 | |
| 15t) | M. Jones, Det. | 18 | 246 | 13.7 | 33 | 1 | 37t) | Hooper, Atl. (TE) | 12 | 131 | 10.9 | 19 | 1 | |
| 15t) | Ertz, Phi. (TE) | 18 | 198 | 11.0 | 27 | 2 | 37t) | Agholor, Phi. | 12 | 113 | 9.4 | 20t | 2 | |
| 17t) | Cooper, Dal. | 17 | 305 | 17.9 | 48 | 2 | 37t) | Kirk, Ariz | 12 | 103 | 8.6 | 16 | 0 | |
| 17t) | Amendola, Det. | 17 | 220 | 12.9 | 46 | 0 | 37t) | D. Johnson, Ariz (RB) | 12 | 98 | 8.2 | 24t | 2 | |
| 17t) | Fitzgerald, Ariz | 17 | 177 | 10.4 | 41 | 1 | 37t) | Rudolph, Min. (TE) | 12 | 78 | 6.5 | 15 | 3 | |
| 20t) | Gallup, Dal. | 16 | 376 | 23.5 | 62 | 2 | 45t) | Graham, G.B. (TE) | 11 | 187 | 17.0 | 48 | 0 | |
| 20t) | *Metcalf, Sea. | 16 | 288 | 18.0 | 37 | 1 | 45t) | Cooks, LA-R | 11 | 185 | 16.8 | 57 | 0 | |
| 20t) | Cohen, Chi. (RB) | 16 | 134 | 8.4 | 24 | 1 | 45t) | Cook, N.O. (TE) | 11 | 171 | 15.5 | 38t | 2 | |
| 23t) | Tate, NY-G | 15 | 254 | 16.9 | 61t | 2 | 45t) | Ogunbowale, T.B. (RB) | 11 | 97 | 8.8 | 19 | 0 | |
| 23t) | S. Shepard, NY-G | 15 | 186 | 12.4 | 26 | 2 | 45t) | Samuel, Car. | 11 | 92 | 8.4 | 32 | 3 | |
| 23t) | *S. Sims, Was. | 15 | 118 | 7.9 | 32 | 2 | 45t) | Thompson, Was. (RB) | 11 | 86 | 7.8 | 16 | 0 | |
| | | | | | | | 45t) | Barkley, NY-G (RB) | 11 | 62 | 5.6 | 22 | 1 | |

NFC / LEADING SCORERS, NONKICKERS

| Rank | Player, Team | TD | Rush | Rec | Ret | X2 | Pts | | | | | | | | |
|------|------------------------|----|------|-----|-----|----|-----|------|-------------------------|---|---|---|---|---|----|
| 1) | McCaffrey, Car. (RB) | 19 | 15 | 4 | 0 | 1 | 116 | 23t) | *McLaurin, Was. (WR) | 7 | 0 | 7 | 0 | 0 | 42 |
| 2) | A. Jones, G.B. (RB) | 19 | 16 | 3 | 0 | 0 | 114 | 23t) | *Montgomery, Chi. (RB) | 7 | 6 | 1 | 0 | 0 | 42 |
| 3) | Gurley, LA-R (RB) | 14 | 12 | 2 | 0 | 1 | 86 | 23t) | Robinson, Chi. (WR) | 7 | 0 | 7 | 0 | 0 | 42 |
| 4) | Elliott, Dal. (RB) | 14 | 12 | 2 | 0 | 0 | 84 | 23t) | Samuel, Car. (WR) | 7 | 1 | 6 | 0 | 0 | 42 |
| 5) | Cook, Min. (RB) | 13 | 13 | 0 | 0 | 0 | 78 | 23t) | Thielen, Min. (WR) | 7 | 1 | 6 | 0 | 0 | 42 |
| 6) | Golladay, Det. (WR) | 11 | 0 | 11 | 0 | 0 | 66 | 31t) | Ertz, Phi. (TE) | 6 | 0 | 6 | 0 | 1 | 38 |
| 7t) | C. Kupp, LA-R (WR) | 10 | 0 | 10 | 0 | 0 | 60 | 31t) | Hooper, Atl. (TE) | 6 | 0 | 6 | 0 | 1 | 38 |
| 7t) | Mostert, S.F. (RB) | 10 | 8 | 2 | 0 | 0 | 60 | 31t) | Rudolph, Min. (TE) | 6 | 0 | 6 | 0 | 1 | 38 |
| 9) | Godwin, T.B. (WR) | 9 | 0 | 9 | 0 | 1 | 56 | 31t) | *Samuel, S.F. (WR) | 6 | 3 | 3 | 0 | 1 | 38 |
| 10t) | Carson, Sea. (RB) | 9 | 7 | 2 | 0 | 0 | 54 | 31t) | *Sanders, Phi. (RB) | 6 | 3 | 3 | 0 | 1 | 38 |
| 10t) | Cook, N.O. (TE) | 9 | 0 | 9 | 0 | 0 | 54 | 36t) | Diggs, Min. (WR) | 6 | 0 | 6 | 0 | 0 | 36 |
| 10t) | M. Jones, Det. (WR) | 9 | 0 | 9 | 0 | 0 | 54 | 36t) | Freeman, Atl. (RB) | 6 | 2 | 4 | 0 | 0 | 36 |
| 10t) | Thomas, N.O. (WR) | 9 | 0 | 9 | 0 | 0 | 54 | 36t) | Gallup, Dal. (WR) | 6 | 0 | 6 | 0 | 0 | 36 |
| 14t) | Drake, Mia.-Ariz (RB) | 8 | 8 | 0 | 0 | 1 | 50 | 36t) | D. Johnson, Ariz (RB) | 6 | 2 | 4 | 0 | 0 | 36 |
| 14t) | M. Evans, T.B. (WR) | 8 | 0 | 8 | 0 | 1 | 50 | 36t) | J. Jones, Atl. (WR) | 6 | 0 | 6 | 0 | 0 | 36 |
| 16t) | Barkley, NY-G (RB) | 8 | 6 | 2 | 0 | 0 | 48 | 36t) | Jones, T.B. (RB) | 6 | 6 | 0 | 0 | 0 | 36 |
| 16t) | Cooper, Dal. (WR) | 8 | 0 | 8 | 0 | 0 | 48 | 36t) | Kamara, N.O. (RB) | 6 | 5 | 1 | 0 | 0 | 36 |
| 16t) | Lockett, Sea. (WR) | 8 | 0 | 8 | 0 | 0 | 48 | 36t) | Murray, N.O. (RB) | 6 | 5 | 1 | 0 | 0 | 36 |
| 16t) | *D. Slayton, NY-G (WR) | 8 | 0 | 8 | 0 | 0 | 48 | 36t) | Perriman, T.B. (WR) | 6 | 0 | 6 | 0 | 0 | 36 |
| 20t) | Barber, T.B. (RB) | 7 | 6 | 1 | 0 | 1 | 44 | 36t) | *S. Sims, Was. (WR) | 6 | 1 | 4 | 1 | 0 | 36 |
| 20t) | *Metcalf, Sea. (WR) | 7 | 0 | 7 | 0 | 1 | 44 | 36t) | Tate, NY-G (WR) | 6 | 0 | 6 | 0 | 0 | 36 |
| 20t) | Ridley, Atl. (WR) | 7 | 0 | 7 | 0 | 1 | 44 | 36t) | J. Williams, G.B. (RB) | 6 | 1 | 5 | 0 | 0 | 36 |
| 23t) | T. Coleman, S.F. (RB) | 7 | 6 | 1 | 0 | 0 | 42 | 48t) | D. Adams, G.B. (WR) | 5 | 0 | 5 | 0 | 1 | 32 |
| 23t) | T. Hill, N.O. (QB) | 7 | 1 | 6 | 0 | 0 | 42 | 48t) | Bourne, S.F. (WR) | 5 | 0 | 5 | 0 | 1 | 32 |
| 23t) | J. Howard, Phi. (RB) | 7 | 6 | 1 | 0 | 0 | 42 | 48t) | Sanders, Den.-S.F. (WR) | 5 | 0 | 5 | 0 | 1 | 32 |

WEEK 17 / THROUGH SUNDAY, DECEMBER 29, 2019**NFC / LEADING SCORERS, KICKERS**

| Rank | Player, Team | PAT | FG | Pct | Long | Pts |
|------|--------------------|-------|-------|-------|------|-----|
| 1) | Lutz, N.O. | 48/49 | 32/36 | .889 | 58 | 144 |
| 2) | Gonzalez, Ariz | 34/35 | 31/35 | .886 | 54 | 127 |
| 3) | *Gay, T.B. | 43/48 | 27/35 | .771 | 58 | 124 |
| 4) | Bailey, Min. | 40/44 | 27/29 | .931 | 50 | 121 |
| 5) | Zuerlein, LA-R | 42/42 | 24/33 | .727 | 58 | 114 |
| 6) | Prater, Det. | 35/36 | 26/31 | .839 | 56 | 113 |
| 7) | Gould, S.F. | 41/42 | 23/31 | .742 | 47 | 110 |
| 8) | Myers, Sea. | 40/44 | 23/28 | .821 | 54 | 109 |
| 9t) | Crosby, G.B. | 40/41 | 22/24 | .917 | 54 | 106 |
| 9t) | *Slye, Car. | 31/35 | 25/32 | .781 | 55 | 106 |
| 11) | Elliott, Phi. | 35/37 | 22/26 | .846 | 53 | 101 |
| 12t) | Hopkins, Was. | 21/22 | 25/30 | .833 | 53 | 96 |
| 12t) | Maher, Dal. | 36/36 | 20/30 | .667 | 63 | 96 |
| 12t) | Pineiro, Chi. | 27/29 | 23/28 | .821 | 53 | 96 |
| 15) | Koo, N.E.-Atl. | 15/16 | 23/26 | .885 | 50 | 84 |
| 16) | Rosas, NY-G | 35/39 | 12/17 | .706 | 45 | 71 |
| 17) | Forbath, N.E.-Dal. | 11/12 | 11/11 | 1.000 | 50 | 44 |
| 18) | Bryant, Atl. | 14/15 | 9/14 | .643 | 52 | 41 |

NFC / TOUCHBACKS ON KICKOFFS

| Rank | Player, Team | TB |
|------|--------------------|----|
| 1) | Pinion, T.B. | 88 |
| 2) | Lutz, N.O. | 74 |
| 3t) | Bailey, Min. | 66 |
| 3t) | *Slye, Car. | 66 |
| 5) | Zuerlein, LA-R | 64 |
| 6) | Myers, Sea. | 59 |
| 7) | Elliott, Phi. | 52 |
| 8) | Rosas, NY-G | 50 |
| 9t) | Crosby, G.B. | 49 |
| 9t) | *Wishnowsky, S.F. | 49 |
| 11) | Hopkins, Was. | 48 |
| 12) | Gonzalez, Ariz | 45 |
| 13) | Maher, Dal. | 36 |
| 14) | Koo, N.E.-Atl. | 27 |
| 15) | Pineiro, Chi. | 26 |
| 16) | Martin, Det. | 17 |
| 17) | Forbath, N.E.-Dal. | 15 |
| 18) | O'Donnell, Chi. | 10 |
| 19) | Redfern, Atl. | 9 |
| 20) | Prater, Det. | 8 |
| 21) | Wile, Atl.-Det. | 7 |
| 22) | Bosher, Atl. | 4 |
| 23) | Hekker, LA-R | 1 |

WEEK 17 / THROUGH SUNDAY, DECEMBER 29, 2019

NFC / MOST YARDS FROM SCRIMMAGE

| Rank | Player, Team | Total | | | Rushing | | | Receiving | | |
|------|-------------------------|-------|---------|------|---------|-----|------|-----------|-----|------|
| | | Yards | Att+Rec | Avg | Yards | Att | Avg | Yards | Rec | Avg |
| 1) | McCaffrey, Car. (RB) | 2392 | 403 | 5.9 | 1387 | 287 | 4.8 | 1005 | 116 | 8.7 |
| 2) | Elliott, Dal. (RB) | 1777 | 355 | 5.0 | 1357 | 301 | 4.5 | 420 | 54 | 7.8 |
| 3) | Thomas, N.O. (WR) | 1716 | 150 | 11.4 | -9 | 1 | -9.0 | 1725 | 149 | 11.6 |
| 4) | Cook, Min. (RB) | 1654 | 303 | 5.5 | 1135 | 250 | 4.5 | 519 | 53 | 9.8 |
| 5) | A. Jones, G.B. (RB) | 1558 | 285 | 5.5 | 1084 | 236 | 4.6 | 474 | 49 | 9.7 |
| 6) | Carson, Sea. (RB) | 1496 | 315 | 4.7 | 1230 | 278 | 4.4 | 266 | 37 | 7.2 |
| 7) | Barkley, NY-G (RB) | 1441 | 269 | 5.4 | 1003 | 217 | 4.6 | 438 | 52 | 8.4 |
| 8) | J. Jones, Atl. (WR) | 1391 | 101 | 13.8 | -3 | 2 | -1.5 | 1394 | 99 | 14.1 |
| 9) | Godwin, T.B. (WR) | 1341 | 87 | 15.4 | 8 | 1 | 8.0 | 1333 | 86 | 15.5 |
| 10) | Kamara, N.O. (RB) | 1330 | 252 | 5.3 | 797 | 171 | 4.7 | 533 | 81 | 6.6 |
| 11) | *Sanders, Phi. (RB) | 1327 | 229 | 5.8 | 818 | 179 | 4.6 | 509 | 50 | 10.2 |
| 12) | Woods, LA-R (WR) | 1249 | 107 | 11.7 | 115 | 17 | 6.8 | 1134 | 90 | 12.6 |
| 13) | Moore, Car. (WR) | 1215 | 93 | 13.1 | 40 | 6 | 6.7 | 1175 | 87 | 13.5 |
| 14) | Cooper, Dal. (WR) | 1195 | 80 | 14.9 | 6 | 1 | 6.0 | 1189 | 79 | 15.1 |
| 15) | Diggs, Min. (WR) | 1191 | 68 | 17.5 | 61 | 5 | 12.2 | 1130 | 63 | 17.9 |
| 16) | Golladay, Det. (WR) | 1190 | 65 | 18.3 | 0 | 0 | --- | 1190 | 65 | 18.3 |
| 17) | C. Kupp, LA-R (WR) | 1165 | 96 | 12.1 | 4 | 2 | 2.0 | 1161 | 94 | 12.4 |
| 18) | Drake, Mia.-Ariz (RB) | 1162 | 220 | 5.3 | 817 | 170 | 4.8 | 345 | 50 | 6.9 |
| 19) | M. Evans, T.B. (WR) | 1157 | 67 | 17.3 | 0 | 0 | --- | 1157 | 67 | 17.3 |
| 20) | Robinson, Chi. (WR) | 1149 | 99 | 11.6 | 2 | 1 | 2.0 | 1147 | 98 | 11.7 |
| 21) | Gallup, Dal. (WR) | 1107 | 66 | 16.8 | 0 | 0 | --- | 1107 | 66 | 16.8 |
| 22) | Kittle, S.F. (TE) | 1075 | 90 | 11.9 | 22 | 5 | 4.4 | 1053 | 85 | 12.4 |
| 23) | *Montgomery, Chi. (RB) | 1074 | 267 | 4.0 | 889 | 242 | 3.7 | 185 | 25 | 7.4 |
| 24) | Freeman, Atl. (RB) | 1066 | 243 | 4.4 | 656 | 184 | 3.6 | 410 | 59 | 6.9 |
| 25) | Gurley, LA-R (RB) | 1064 | 254 | 4.2 | 857 | 223 | 3.8 | 207 | 31 | 6.7 |
| 26) | Lockett, Sea. (WR) | 1052 | 86 | 12.2 | -5 | 4 | -1.3 | 1057 | 82 | 12.9 |
| 27) | Peterson, Was. (RB) | 1040 | 228 | 4.6 | 898 | 211 | 4.3 | 142 | 17 | 8.4 |
| 28) | Jones, T.B. (RB) | 1033 | 203 | 5.1 | 724 | 172 | 4.2 | 309 | 31 | 10.0 |
| 29) | D. Adams, G.B. (WR) | 997 | 83 | 12.0 | 0 | 0 | --- | 997 | 83 | 12.0 |
| 30) | *Samuel, S.F. (WR) | 961 | 71 | 13.5 | 159 | 14 | 11.4 | 802 | 57 | 14.1 |
| 31) | Mostert, S.F. (RB) | 952 | 151 | 6.3 | 772 | 137 | 5.6 | 180 | 14 | 12.9 |
| 32) | *McLaurin, Was. (WR) | 919 | 58 | 15.8 | 0 | 0 | --- | 919 | 58 | 15.8 |
| 33) | Ertz, Phi. (TE) | 916 | 88 | 10.4 | 0 | 0 | --- | 916 | 88 | 10.4 |
| 34) | *Metcalf, Sea. (WR) | 911 | 60 | 15.2 | 11 | 2 | 5.5 | 900 | 58 | 15.5 |
| 35) | Ridley, Atl. (WR) | 900 | 65 | 13.8 | 34 | 2 | 17.0 | 866 | 63 | 13.7 |
| 36) | Murray, N.O. (RB) | 872 | 180 | 4.8 | 637 | 146 | 4.4 | 235 | 34 | 6.9 |
| 37) | Sanders, Den.-S.F. (WR) | 869 | 66 | 13.2 | 0 | 0 | --- | 869 | 66 | 13.2 |
| 38) | Cobb, Dal. (WR) | 839 | 58 | 14.5 | 11 | 3 | 3.7 | 828 | 55 | 15.1 |
| 39) | Fitzgerald, Ariz (WR) | 804 | 75 | 10.7 | 0 | 0 | --- | 804 | 75 | 10.7 |
| 40) | Kirk, Ariz (WR) | 802 | 78 | 10.3 | 93 | 10 | 9.3 | 709 | 68 | 10.4 |
| 41) | Hooper, Atl. (TE) | 787 | 75 | 10.5 | 0 | 0 | --- | 787 | 75 | 10.5 |
| 42) | M. Jones, Det. (WR) | 779 | 64 | 12.2 | 0 | 2 | 0.0 | 779 | 62 | 12.6 |
| 43) | Samuel, Car. (WR) | 757 | 73 | 10.4 | 130 | 19 | 6.8 | 627 | 54 | 11.6 |
| 44) | Breida, S.F. (RB) | 743 | 142 | 5.2 | 623 | 123 | 5.1 | 120 | 19 | 6.3 |
| 45) | *D. Slayton, NY-G (WR) | 740 | 48 | 15.4 | 0 | 0 | --- | 740 | 48 | 15.4 |
| 46) | Higbee, LA-R (TE) | 734 | 69 | 10.6 | 0 | 0 | --- | 734 | 69 | 10.6 |
| 47) | T. Coleman, S.F. (RB) | 724 | 158 | 4.6 | 544 | 137 | 4.0 | 180 | 21 | 8.6 |
| 48) | D. Johnson, Ariz (RB) | 715 | 130 | 5.5 | 345 | 94 | 3.7 | 370 | 36 | 10.3 |
| 49) | J. Williams, G.B. (RB) | 713 | 146 | 4.9 | 460 | 107 | 4.3 | 253 | 39 | 6.5 |
| 50) | Cook, N.O. (TE) | 705 | 43 | 16.4 | 0 | 0 | --- | 705 | 43 | 16.4 |

NFC / LEADERS IN FIRST DOWNS

| Rank | Player, Team | Rush | Rec | Tot | | | |
|------|------------------------|------|-----|-----|------|-------------------------|----------|
| 1) | McCaffrey, Car. (RB) | 56 | 58 | 114 | 22) | Golladay, Det. (WR) | 0 52 52 |
| 2) | Elliott, Dal. (RB) | 78 | 21 | 99 | 23) | C. Kupp, LA-R (WR) | 0 51 51 |
| 3) | Thomas, N.O. (WR) | 0 | 91 | 91 | 24t) | Ertz, Phi. (TE) | 0 50 50 |
| 4) | Cook, Min. (RB) | 60 | 26 | 86 | 24t) | Gallup, Dal. (WR) | 0 50 50 |
| 5) | Carson, Sea. (RB) | 75 | 10 | 85 | 26t) | Ridley, Atl. (WR) | 2 47 49 |
| 6) | J. Jones, Atl. (WR) | 0 | 77 | 77 | 26t) | *Sanders, Phi. (RB) | 30 19 49 |
| 7) | A. Jones, G.B. (RB) | 55 | 18 | 73 | 28t) | Freeman, Atl. (RB) | 31 17 48 |
| 8) | Moore, Car. (WR) | 3 | 63 | 66 | 28t) | Peterson, Was. (RB) | 41 7 48 |
| 9t) | Drake, Mia.-Ariz (RB) | 48 | 15 | 63 | 30) | Murray, N.O. (RB) | 38 9 47 |
| 9t) | Godwin, T.B. (WR) | 0 | 63 | 63 | 31) | Jones, T.B. (RB) | 34 12 46 |
| 9t) | Robinson, Chi. (WR) | 0 | 63 | 63 | 32) | Diggs, Min. (WR) | 3 41 44 |
| 12) | Kamara, N.O. (RB) | 32 | 28 | 60 | 33t) | *McLaurin, Was. (WR) | 0 43 43 |
| 13t) | Barkley, NY-G (RB) | 45 | 14 | 59 | 33t) | Samuel, Car. (WR) | 7 36 43 |
| 13t) | Gurley, LA-R (RB) | 51 | 8 | 59 | 35t) | Cobb, Dal. (WR) | 0 41 41 |
| 13t) | Woods, LA-R (WR) | 5 | 54 | 59 | 35t) | Hooper, Atl. (TE) | 0 41 41 |
| 16) | *Montgomery, Chi. (RB) | 50 | 7 | 57 | 35t) | M. Jones, Det. (WR) | 0 41 41 |
| 17t) | D. Adams, G.B. (WR) | 0 | 54 | 54 | 35t) | Sanders, Den.-S.F. (WR) | 0 41 41 |
| 17t) | Cooper, Dal. (WR) | 0 | 54 | 54 | 39) | Fitzgerald, Ariz (WR) | 0 40 40 |
| 17t) | M. Evans, T.B. (WR) | 0 | 54 | 54 | 40t) | *Metcalf, Sea. (WR) | 0 39 39 |
| 17t) | Kittle, S.F. (TE) | 1 | 53 | 54 | 40t) | J. Williams, G.B. (RB) | 23 16 39 |
| 21) | Lockett, Sea. (WR) | 0 | 53 | 53 | 42t) | Jeffery, Phi. (WR) | 1 36 37 |
| | | | | | 42t) | D. Johnson, Ariz (RB) | 20 17 37 |

| | | | | | | | |
|--------------------------|----|----|----|----------------------------|----|----|----|
| 42t) Mostert, S.F. (RB) | 31 | 6 | 37 | 48t) T. Coleman, S.F. (RB) | 26 | 9 | 35 |
| 42t) *Samuel, S.F. (WR) | 5 | 32 | 37 | 48t) Cooks, LA-R (WR) | 3 | 32 | 35 |
| 46t) Amendola, Det. (WR) | 0 | 36 | 36 | 48t) Kirk, Ariz (WR) | 4 | 31 | 35 |
| 46t) Higbee, LA-R (TE) | 0 | 36 | 36 | | | | |

NFC / LEADING PUNTERS

| Rank | Player, Team | No | Yards | Lg | Avg | TB | Blk | Dwn | OB | Opp Ret | In | Net |
|------|-------------------|----|-------|----|------|----|-----|-----|----|---------|-----|---------|
| 1) | Way, Was. | 79 | 3919 | 79 | 49.6 | 4 | 0 | 12 | 5 | 39 | 354 | 30 44.1 |
| 2) | Lee, Ariz | 61 | 2913 | 64 | 47.8 | 4 | 1 | 5 | 6 | 31 | 278 | 21 41.2 |
| 3) | Hekker, LA-R | 66 | 3128 | 71 | 47.4 | 5 | 1 | 10 | 14 | 23 | 190 | 22 42.4 |
| 4) | Johnston, Phi. | 71 | 3292 | 61 | 46.4 | 4 | 0 | 9 | 7 | 32 | 207 | 28 42.3 |
| 5) | Morstead, N.O. | 60 | 2770 | 64 | 46.2 | 1 | 0 | 7 | 7 | 24 | 166 | 29 43.1 |
| 6) | Dixon, NY-G | 69 | 3178 | 62 | 46.1 | 2 | 2 | 17 | 9 | 24 | 136 | 29 42.3 |
| 7) | Palardy, Car. | 75 | 3452 | 62 | 46.0 | 3 | 0 | 7 | 9 | 40 | 487 | 25 38.7 |
| 8) | Martin, Det. | 76 | 3445 | 62 | 45.3 | 7 | 0 | 13 | 5 | 29 | 130 | 31 41.8 |
| 9) | Colquitt, Min. | 62 | 2802 | 59 | 45.2 | 0 | 0 | 9 | 6 | 23 | 158 | 24 42.6 |
| 10) | M. Dickson, Sea. | 74 | 3341 | 63 | 45.1 | 5 | 0 | 9 | 8 | 34 | 213 | 34 40.9 |
| 11) | *Wishnowsky, S.F. | 52 | 2333 | 65 | 44.9 | 2 | 0 | 9 | 5 | 23 | 131 | 23 41.6 |
| 12) | O'Donnell, Chi. | 80 | 3586 | 75 | 44.8 | 2 | 1 | 13 | 4 | 35 | 247 | 26 40.7 |
| 13) | Scott, G.B. | 77 | 3386 | 66 | 44.0 | 4 | 0 | 10 | 12 | 26 | 233 | 29 39.9 |
| 14) | Pinion, T.B. | 57 | 2464 | 63 | 43.2 | 3 | 0 | 9 | 2 | 25 | 222 | 19 38.3 |
| 15) | C. Jones, Dal. | 50 | 2079 | 58 | 41.6 | 2 | 1 | 9 | 3 | 18 | 154 | 18 37.0 |

NFC / LEADING PUNTERS, NET AVERAGE

| Rank | Player, Team | No | Yards | Lg | Avg | TB | Blk | Dwn | OB | Opp Ret | In | Net |
|------|-------------------|----|-------|----|------|----|-----|-----|----|---------|-----|---------|
| 1) | Way, Was. | 79 | 3919 | 79 | 49.6 | 4 | 0 | 12 | 5 | 39 | 354 | 30 44.1 |
| 2) | Morstead, N.O. | 60 | 2770 | 64 | 46.2 | 1 | 0 | 7 | 7 | 24 | 166 | 29 43.1 |
| 3) | Colquitt, Min. | 62 | 2802 | 59 | 45.2 | 0 | 0 | 9 | 6 | 23 | 158 | 24 42.6 |
| 4) | Hekker, LA-R | 66 | 3128 | 71 | 47.4 | 5 | 1 | 10 | 14 | 23 | 190 | 22 42.4 |
| 5) | Johnston, Phi. | 71 | 3292 | 61 | 46.4 | 4 | 0 | 9 | 7 | 32 | 207 | 28 42.3 |
| 6) | Dixon, NY-G | 69 | 3178 | 62 | 46.1 | 2 | 2 | 17 | 9 | 24 | 136 | 29 42.3 |
| 7) | Martin, Det. | 76 | 3445 | 62 | 45.3 | 7 | 0 | 13 | 5 | 29 | 130 | 31 41.8 |
| 8) | *Wishnowsky, S.F. | 52 | 2333 | 65 | 44.9 | 2 | 0 | 9 | 5 | 23 | 131 | 23 41.6 |
| 9) | Lee, Ariz | 61 | 2913 | 64 | 47.8 | 4 | 1 | 5 | 6 | 31 | 278 | 21 41.2 |
| 10) | M. Dickson, Sea. | 74 | 3341 | 63 | 45.1 | 5 | 0 | 9 | 8 | 34 | 213 | 34 40.9 |
| 11) | O'Donnell, Chi. | 80 | 3586 | 75 | 44.8 | 2 | 1 | 13 | 4 | 35 | 247 | 26 40.7 |
| 12) | Scott, G.B. | 77 | 3386 | 66 | 44.0 | 4 | 0 | 10 | 12 | 26 | 233 | 29 39.9 |
| 13) | Palardy, Car. | 75 | 3452 | 62 | 46.0 | 3 | 0 | 7 | 9 | 40 | 487 | 25 38.7 |
| 14) | Pinion, T.B. | 57 | 2464 | 63 | 43.2 | 3 | 0 | 9 | 2 | 25 | 222 | 19 38.3 |
| 15) | C. Jones, Dal. | 50 | 2079 | 58 | 41.6 | 2 | 1 | 9 | 3 | 18 | 154 | 18 37.0 |

NFC / PUNT RETURN LEADERS

| Rank | Player, Team | Ret | FC | Yards | Avg | Long | TD |
|------|---------------|-----|----|-------|-----|------|----|
| 1) | *Harris, N.O. | 36 | 11 | 338 | 9.4 | 53t | 1 |
| 2) | Cohen, Chi. | 33 | 19 | 302 | 9.2 | 71 | 0 |
| 3) | James, S.F. | 33 | 11 | 264 | 8.0 | 32 | 0 |
| 4) | Barner, Atl. | 35 | 1 | 267 | 7.6 | 78t | 1 |

NFC / KICKOFF RETURN LEADERS

| Rank | Player, Team | Ret | Yards | Avg | Long | TD |
|------|-------------------|-----|-------|------|------|----|
| 1) | Patterson, Chi. | 28 | 825 | 29.5 | 102t | 1 |
| 2) | *Harris, N.O. | 24 | 644 | 26.8 | 51 | 0 |
| 3) | *S. Sims, Was. | 32 | 819 | 25.6 | 91t | 1 |
| 4) | Latimer, NY-G | 24 | 570 | 23.8 | 50 | 0 |
| 5) | Cooper, Cin.-Ariz | 25 | 561 | 22.4 | 39 | 0 |
| 6) | James, S.F. | 20 | 428 | 21.4 | 81 | 0 |

NFC / LEADERS IN INTERCEPTIONS

| Rank | Player, Team | Int | Yards | Avg | Long | TD |
|------|-----------------------|-----|-------|------|------|----|
| 1) | Harris, Min. | 6 | 42 | 7.0 | 20t | 1 |
| 2t) | Jenkins, NY-G-N.O. | 5 | 84 | 16.8 | 62 | 0 |
| 2t) | King, G.B. | 5 | 54 | 10.8 | 39 | 0 |
| 4t) | M. Williams, N.O. | 4 | 56 | 14.0 | 55t | 1 |
| 4t) | Trufant, Atl. | 4 | 26 | 6.5 | 16 | 0 |
| 4t) | Dunbar, Was. | 4 | 6 | 1.5 | 6 | 0 |
| 7t) | Diggs, Det.-Sea. | 3 | 99 | 33.0 | 55t | 1 |
| 7t) | *Murphy-Bunting, T.B. | 3 | 88 | 29.3 | 70t | 1 |
| 7t) | Sherman, S.F. | 3 | 65 | 21.7 | 31t | 1 |
| 7t) | Hicks, Ariz | 3 | 64 | 21.3 | 48 | 0 |
| 7t) | Kazee, Atl. | 3 | 53 | 17.7 | 22 | 0 |
| 7t) | Fuller, Chi. | 3 | 37 | 12.3 | 29 | 0 |
| 7t) | Sendejo, Phi.-Min. | 3 | 36 | 12.0 | 21 | 0 |
| 7t) | D. Jackson, Car. | 3 | 25 | 8.3 | 25 | 0 |
| 7t) | Boston, Car. | 3 | 20 | 6.7 | 20 | 0 |
| 7t) | Moreau, Was. | 3 | 16 | 5.3 | 10 | 0 |
| 7t) | H. Smith, Min. | 3 | 13 | 4.3 | 13 | 0 |
| 7t) | K. Wright, Sea. | 3 | 10 | 3.3 | 11 | 0 |
| 7t) | Bradberry, Car. | 3 | 0 | 0.0 | 0 | 0 |
| 7t) | Flowers, Sea. | 3 | 0 | 0.0 | 0 | 0 |
| 21t) | Clinton-Dix, Chi. | 2 | 96 | 48.0 | 59 | 1 |
| 21t) | Cockrell, Car. | 2 | 70 | 35.0 | 37 | 0 |
| 21t) | *Rapp, LA-R | 2 | 54 | 27.0 | 31t | 1 |
| 21t) | K. Williams, S.F. | 2 | 53 | 26.5 | 49 | 0 |
| 21t) | Gerry, Phi. | 2 | 51 | 25.5 | 51t | 1 |
| 21t) | X. Woods, Dal. | 2 | 38 | 19.0 | 29 | 0 |
| 21t) | Alexander, G.B. | 2 | 37 | 18.5 | 37 | 0 |
| 21t) | *Savage, G.B. | 2 | 37 | 18.5 | 28 | 0 |
| 21t) | Littleton, LA-R | 2 | 32 | 16.0 | 26 | 0 |
| 21t) | *Dean, T.B. | 2 | 31 | 15.5 | 31 | 0 |
| 21t) | McLeod, Phi. | 2 | 30 | 15.0 | 23 | 0 |
| 21t) | Ri. Allen, Atl. | 2 | 29 | 14.5 | 27 | 0 |
| 21t) | Darby, Phi. | 2 | 29 | 14.5 | 16 | 0 |
| 21t) | Kuechly, Car. | 2 | 26 | 13.0 | 25 | 0 |
| 21t) | Nicholson, Was. | 2 | 23 | 11.5 | 23 | 0 |
| 21t) | Lewis, Dal. | 2 | 20 | 10.0 | 20 | 0 |
| 21t) | Slay, Det. | 2 | 19 | 9.5 | 19 | 0 |
| 21t) | *Connelly, NY-G | 2 | 18 | 9.0 | 13 | 0 |
| 21t) | Jackson, Chi. | 2 | 18 | 9.0 | 14 | 0 |
| 21t) | T. Thompson, Sea. | 2 | 18 | 9.0 | 18 | 0 |
| 21t) | Amos, G.B. | 2 | 12 | 6.0 | 9 | 0 |
| 21t) | Hill, LA-R | 2 | 6 | 3.0 | 6 | 0 |
| 21t) | Jones, Phi. | 2 | 4 | 2.0 | 3 | 0 |
| 21t) | Johnson, LA-R | 2 | 0 | 0.0 | 0 | 0 |
| 21t) | McDougald, Sea. | 2 | 0 | 0.0 | 0 | 0 |
| 21t) | *Oruwariye, Det. | 2 | 0 | 0.0 | 0 | 0 |
| 21t) | P. Peterson, Ariz | 2 | 0 | 0.0 | 0 | 0 |
| 21t) | Williams, LA-R | 2 | 0 | 0.0 | 0 | 0 |
| 21t) | Tr. Williams, G.B. | 2 | -4 | -2.0 | 0 | 0 |
| 21t) | Campbell, Atl. | 2 | -5 | -2.5 | 0 | 0 |

NFC / LEADERS IN SACKS

| Rank | Player, Team | Sacks |
|------|-------------------------|-------|
| 1) | Barrett, T.B. (LB) | 19.5 |
| 2) | Cha. Jones, Ariz (LB) | 19.0 |
| 3) | Jordan, N.O. (DE) | 15.5 |
| 4) | Hunter, Min. (DE) | 14.5 |
| 5) | Z. Smith, G.B. (LB) | 13.5 |
| 6) | Donald, LA-R (DT) | 12.5 |
| 7) | P. Smith, G.B. (LB) | 12.0 |
| 8t) | Fowler, LA-R (LB) | 11.5 |
| 8t) | Quinn, Dal. (DE) | 11.5 |
| 10t) | Armstead, S.F. (DE) | 10.0 |
| 10t) | M. Golden, NY-G (LB) | 10.0 |
| 12) | Addison, Car. (LB) | 9.5 |
| 13) | *Bosa, S.F. (DE) | 9.0 |
| 14t) | B. Graham, Phi. (DE) | 8.5 |
| 14t) | Ioannidis, Was. (DE) | 8.5 |
| 14t) | Irvin, Car. (LB) | 8.5 |
| 14t) | Mack, Chi. (LB) | 8.5 |
| 14t) | Pierre-Paul, T.B. (LB) | 8.5 |
| 19t) | Beasley, Atl. (DE) | 8.0 |
| 19t) | Griffen, Min. (DE) | 8.0 |
| 19t) | Matthews, LA-R (LB) | 8.0 |
| 22t) | Buckner, S.F. (DT) | 7.5 |
| 22t) | *Burns, Car. (LB) | 7.5 |
| 22t) | Jarrett, Atl. (DT) | 7.5 |
| 25t) | Flowers, Det. (DE) | 7.0 |
| 25t) | Kennard, Det. (LB) | 7.0 |
| 25t) | I. Odenigbo, Min. (DE) | 7.0 |
| 25t) | *Sweat, Was. (LB) | 7.0 |
| 29t) | Barnett, Phi. (DE) | 6.5 |
| 29t) | Bennett, N.E.-Dal. (DE) | 6.5 |
| 29t) | Ford, S.F. (DE) | 6.5 |
| 32t) | Allen, Was. (DE) | 6.0 |
| 32t) | Butler, Car. (DT) | 6.0 |
| 32t) | Clark, G.B. (NT) | 6.0 |
| 32t) | Davenport, N.O. (DE) | 6.0 |
| 32t) | Nassib, T.B. (LB) | 6.0 |
| 32t) | N. Williams, Chi. (DT) | 6.0 |
| 38) | Kerrigan, Was. (LB) | 5.5 |
| 39t) | Curry, Phi. (DE) | 5.0 |
| 39t) | Lawrence, Dal. (DE) | 5.0 |
| 39t) | McCoy, Car. (DT) | 5.0 |
| 42t) | Carter, NY-G (LB) | 4.5 |
| 42t) | Ebukam, LA-R (LB) | 4.5 |
| 42t) | Hendrickson, N.O. (DE) | 4.5 |
| 42t) | *Ximines, NY-G (LB) | 4.5 |
| 46t) | Anderson, Was. (LB) | 4.0 |
| 46t) | Clayborn, Atl. (DE) | 4.0 |
| 46t) | M. Collins, Dal. (DT) | 4.0 |
| 46t) | Davis, N.O. (LB) | 4.0 |
| 46t) | Green, Sea. (DE) | 4.0 |
| 46t) | Lewis, Dal. (DB) | 4.0 |
| 46t) | Poe, Car. (DT) | 4.0 |
| 46t) | Reid, Car. (DB) | 4.0 |
| 46t) | Sweat, Phi. (DE) | 4.0 |

NFC / FUMBLE RECOVERIES

| Rank | Player, Team | TotRec | OffRec | DefRec |
|------|------------------|--------|--------|--------|
| 1) | Wentz, Phi. | 9 | 9 | 0 |
| 2) | Bell, N.O. | 5 | 0 | 5 |
| 3t) | Buckner, S.F. | 4 | 0 | 4 |
| 3t) | Cousins, Min. | 4 | 4 | 0 |
| 3t) | Jensen, T.B. | 4 | 4 | 0 |
| 3t) | Littleton, LA-R | 4 | 0 | 4 |
| 3t) | Suh, T.B. | 4 | 0 | 4 |
| 3t) | *White, T.B. | 4 | 0 | 4 |
| 9t) | Allen, Car. | 3 | 3 | 0 |
| 9t) | Barner, Atl. | 3 | 3 | 0 |
| 9t) | Garoppolo, S.F. | 3 | 3 | 0 |
| 9t) | Cha. Jones, Ariz | 3 | 0 | 3 |
| 9t) | *D. Jones, NY-G | 3 | 3 | 0 |
| 9t) | T. Jones, NY-G | 3 | 3 | 0 |
| 9t) | *K. Murray, Ariz | 3 | 3 | 0 |
| 9t) | Peterson, Was. | 3 | 3 | 0 |
| 9t) | Trubisky, Chi. | 3 | 3 | 0 |
| 9t) | Winston, T.B. | 3 | 3 | 0 |

NFC / OFFENSIVE FUMBLE RECOVERIES

| Rank | Player, Team | Ret | Yards | Avg | Long | TD |
|------|----------------------|-----|-------|------|------|----|
| 1) | Wentz, Phi. | 9 | 0 | 0.0 | 0 | 0 |
| 2t) | Cousins, Min. | 4 | 0 | 0.0 | 0 | 0 |
| 2t) | Jensen, T.B. | 4 | 0 | 0.0 | 0 | 0 |
| 4t) | Trubisky, Chi. | 3 | 5 | 1.7 | 5 | 0 |
| 4t) | Allen, Car. | 3 | 0 | 0.0 | 0 | 0 |
| 4t) | Barner, Atl. | 3 | 0 | 0.0 | 0 | 0 |
| 4t) | Garoppolo, S.F. | 3 | 0 | 0.0 | 0 | 0 |
| 4t) | T. Jones, NY-G | 3 | 0 | 0.0 | 0 | 0 |
| 4t) | *K. Murray, Ariz | 3 | 0 | 0.0 | 0 | 0 |
| 4t) | Peterson, Was. | 3 | 0 | 0.0 | 0 | 0 |
| 4t) | Winston, T.B. | 3 | 0 | 0.0 | 0 | 0 |
| 4t) | *D. Jones, NY-G | 3 | -19 | -6.3 | 0 | 0 |
| 13t) | Barkley, NY-G | 2 | 0 | 0.0 | 0 | 0 |
| 13t) | T. Coleman, S.F. | 2 | 0 | 0.0 | 0 | 0 |
| 13t) | *Edwards, LA-R | 2 | 0 | 0.0 | 0 | 0 |
| 13t) | *Harris, N.O. | 2 | 0 | 0.0 | 0 | 0 |
| 13t) | *Haskins, Was. | 2 | 0 | 0.0 | 0 | 0 |
| 13t) | Hughes, Min. | 2 | 0 | 0.0 | 0 | 0 |
| 13t) | Prescott, Dal. | 2 | 0 | 0.0 | 0 | 0 |
| 13t) | Ryan, Atl. | 2 | 0 | 0.0 | 0 | 0 |
| 13t) | *K. Smith, S.F.-NY-G | 2 | 0 | 0.0 | 0 | 0 |
| 13t) | Van Roten, Car. | 2 | 0 | 0.0 | 0 | 0 |
| 13t) | B. Wilson, T.B.-Car. | 2 | 0 | 0.0 | 0 | 0 |
| 13t) | Wilson, Sea. | 2 | 0 | 0.0 | 0 | 0 |
| 13t) | Zeitler, NY-G | 2 | 0 | 0.0 | 0 | 0 |
| 13t) | Ifedi, Sea. | 2 | -11 | -5.5 | 0 | 0 |

NFC / DEFENSIVE FUMBLE RECOVERIES

| Rank | Player, Team | Ret | Yards | Avg | Long | TD |
|------|--------------------|-----|-------|------|------|----|
| 1) | Bell, N.O. | 5 | 38 | 7.6 | 33t | 1 |
| 2t) | *White, T.B. | 4 | 121 | 30.3 | 91t | 2 |
| 2t) | Suh, T.B. | 4 | 43 | 10.8 | 37t | 2 |
| 2t) | Littleton, LA-R | 4 | 16 | 4.0 | 10 | 0 |
| 2t) | Buckner, S.F. | 4 | 12 | 3.0 | 12t | 1 |
| 6) | Cha. Jones, Ariz | 3 | 0 | 0.0 | 0 | 0 |
| 7t) | I. Odenigbo, Min. | 2 | 56 | 28.0 | 56t | 1 |
| 7t) | Kendricks, Min. | 2 | 25 | 12.5 | 24 | 0 |
| 7t) | Wilson, Det. | 2 | 14 | 7.0 | 14 | 0 |
| 7t) | Kennard, Det. | 2 | 13 | 6.5 | 13t | 1 |
| 7t) | Clowney, Sea. | 2 | 10 | 5.0 | 10t | 1 |
| 7t) | *Bosa, S.F. | 2 | 6 | 3.0 | 6 | 0 |
| 7t) | Ansah, Sea. | 2 | 5 | 2.5 | 3 | 0 |
| 7t) | Woods, Sea. | 2 | 5 | 2.5 | 5 | 0 |
| 7t) | B. Graham, Phi. | 2 | 4 | 2.0 | 4 | 0 |
| 7t) | N. Williams, Chi. | 2 | 4 | 2.0 | 4 | 0 |
| 7t) | Robinson, Det. | 2 | 3 | 1.5 | 3 | 0 |
| 7t) | Clinton-Dix, Chi. | 2 | 1 | 0.5 | 1 | 0 |
| 7t) | Anderson, Was. | 2 | 0 | 0.0 | 0 | 0 |
| 7t) | Bethea, NY-G | 2 | 0 | 0.0 | 0 | 0 |
| 7t) | Ebukam, LA-R | 2 | 0 | 0.0 | 0 | 0 |
| 7t) | Lawrence, Dal. | 2 | 0 | 0.0 | 0 | 0 |
| 7t) | Nicholson, Was. | 2 | 0 | 0.0 | 0 | 0 |
| 7t) | Reid, Car. | 2 | 0 | 0.0 | 0 | 0 |
| 7t) | H. Smith, Min. | 2 | 0 | 0.0 | 0 | 0 |
| 7t) | Tartt, S.F. | 2 | 0 | 0.0 | 0 | 0 |
| 7t) | Tr. Williams, G.B. | 2 | 0 | 0.0 | 0 | 0 |

WEEK 17 / THROUGH SUNDAY, DECEMBER 29, 2019

NFL / LEADING PASSERS

| Player, Team | Att | Comp | Pct Comp | Yds | Avg Gain | Pct TD | Long | Int | Pct Int | Rating Points |
|------------------------|------------|------------|-------------|-------------|-------------|-----------|------------|------------|------------|------------------|
| Tannehill, Ten. | 286 | 201 | 70.3 | 2742 | 9.59 | 22 | 7.7 | 91t | 6 | 2.1 117.5 |
| Brees, N.O. | 378 | 281 | 74.3 | 2979 | 7.88 | 27 | 7.1 | 61t | 4 | 1.1 116.3 |
| L. Jackson, Bal. | 401 | 265 | 66.1 | 3127 | 7.80 | 36 | 9.0 | 83t | 6 | 1.5 113.3 |
| Cousins, Min. | 444 | 307 | 69.1 | 3603 | 8.11 | 26 | 5.9 | 66 | 6 | 1.4 107.4 |
| Wilson, Sea. | 516 | 341 | 66.1 | 4110 | 7.97 | 31 | 6.0 | 60t | 5 | 1.0 106.3 |
| Stafford, Det. | 291 | 187 | 64.3 | 2499 | 8.59 | 19 | 6.5 | 66 | 5 | 1.7 106.0 |
| Mahomes, K.C. | 484 | 319 | 65.9 | 4031 | 8.33 | 26 | 5.4 | 83t | 5 | 1.0 105.3 |
| Garoppolo, S.F. | 476 | 329 | 69.1 | 3978 | 8.36 | 27 | 5.7 | 75t | 13 | 2.7 102.0 |
| Carr, Oak. | 513 | 361 | 70.4 | 4054 | 7.90 | 21 | 4.1 | 75 | 8 | 1.6 100.8 |
| Prescott, Dal. | 596 | 388 | 65.1 | 4902 | 8.22 | 30 | 5.0 | 62 | 11 | 1.8 99.7 |
| Watson, Hou. | 495 | 333 | 67.3 | 3852 | 7.78 | 26 | 5.3 | 54 | 12 | 2.4 98.0 |
| Rodgers, G.B. | 569 | 353 | 62.0 | 4002 | 7.03 | 26 | 4.6 | 74t | 4 | 0.7 95.4 |
| Wentz, Phi. | 607 | 388 | 63.9 | 4039 | 6.65 | 27 | 4.4 | 53t | 7 | 1.2 93.1 |
| Ryan, Atl. | 616 | 408 | 66.2 | 4466 | 7.25 | 26 | 4.2 | 93t | 14 | 2.3 92.1 |
| Keenum, Was. | 247 | 160 | 64.8 | 1707 | 6.91 | 11 | 4.5 | 69t | 5 | 2.0 91.3 |
| *Minshew, Jac. | 470 | 285 | 60.6 | 3271 | 6.96 | 21 | 4.5 | 70t | 6 | 1.3 91.2 |
| Rivers, LA-C | 591 | 390 | 66.0 | 4615 | 7.81 | 23 | 3.9 | 84t | 20 | 3.4 88.5 |
| Brissett, Ind. | 447 | 272 | 60.9 | 2942 | 6.58 | 18 | 4.0 | 50 | 6 | 1.3 88.0 |
| Brady, N.E. | 613 | 373 | 60.8 | 4057 | 6.62 | 24 | 3.9 | 59 | 8 | 1.3 88.0 |
| *D. Jones, NY-G | 459 | 284 | 61.9 | 3027 | 6.59 | 24 | 5.2 | 75t | 12 | 2.6 87.7 |
| *K. Murray, Ariz | 542 | 349 | 64.4 | 3722 | 6.87 | 20 | 3.7 | 88t | 12 | 2.2 87.4 |
| Goff, LA-R | 626 | 394 | 62.9 | 4638 | 7.41 | 22 | 3.5 | 66 | 16 | 2.6 86.5 |
| R. Fitzpatrick, Mia. | 502 | 311 | 62.0 | 3529 | 7.03 | 20 | 4.0 | 51 | 13 | 2.6 85.5 |
| Allen, Buf. | 461 | 271 | 58.8 | 3089 | 6.70 | 20 | 4.3 | 53t | 9 | 2.0 85.3 |
| Flacco, Den. | 262 | 171 | 65.3 | 1822 | 6.95 | 6 | 2.3 | 70t | 5 | 1.9 85.1 |
| Darnold, NY-J | 441 | 273 | 61.9 | 3024 | 6.86 | 19 | 4.3 | 92t | 13 | 2.9 84.3 |
| Winston, T.B. | 626 | 380 | 60.7 | 5109 | 8.16 | 33 | 5.3 | 71t | 30 | 4.8 84.3 |
| Trubisky, Chi. | 516 | 326 | 63.2 | 3138 | 6.08 | 17 | 3.3 | 53 | 10 | 1.9 83.0 |
| Rudolph, Pit. | 283 | 176 | 62.2 | 1765 | 6.24 | 13 | 4.6 | 76t | 9 | 3.2 82.0 |
| Allen, Car. | 489 | 303 | 62.0 | 3322 | 6.79 | 17 | 3.5 | 52t | 16 | 3.3 80.0 |
| Mayfield, Cle. | 534 | 317 | 59.4 | 3827 | 7.17 | 22 | 4.1 | 89t | 21 | 3.9 78.8 |
| Dalton, Cin. | 528 | 314 | 59.5 | 3494 | 6.62 | 16 | 3.0 | 66t | 14 | 2.7 78.3 |

NFL / LEADING PASSERS, RANKS

| Player, Team | Att | Comp | Pct Comp | Yds | Avg Gain | Pct TD | Long | Int | Pct Int | Rating Points |
|------------------------|-----------|-----------|-------------|-----------|-------------|------------|----------|-----------|------------|------------------|
| Tannehill, Ten. | 29 | 28 | 3 | 28 | 1 | 16t | 2 | 8t | 18 | 1 |
| Brees, N.O. | 27 | 23 | 1 | 26 | 10 | 5t | 3 | 1t | 4 | 2 |
| L. Jackson, Bal. | 26 | 27 | 9 | 22 | 12 | 1 | 1 | 8t | 10 | 3 |
| Cousins, Min. | 24 | 19 | 4 | 16 | 7 | 8t | 6 | 8t | 9 | 4 |
| Wilson, Sea. | 12t | 11 | 8 | 6 | 8 | 3 | 5 | 3t | 2 | 5 |
| Stafford, Det. | 28 | 29 | 16 | 29 | 2 | 24t | 4 | 3t | 12 | 6 |
| Mahomes, K.C. | 18 | 15 | 11 | 10 | 4 | 8t | 8 | 3t | 3 | 7 |
| Garoppolo, S.F. | 19 | 13 | 5 | 12 | 3 | 5t | 7 | 23t | 26 | 8 |
| Carr, Oak. | 14 | 8 | 2 | 8 | 9 | 19t | 22 | 14t | 11 | 9 |
| Prescott, Dal. | 6 | 4t | 13 | 2 | 5 | 4 | 12 | 19 | 13 | 10 |
| Watson, Hou. | 16 | 12 | 6 | 13 | 13 | 8t | 10 | 20t | 21 | 11 |
| Rodgers, G.B. | 8 | 9 | 21 | 11 | 17 | 8t | 14 | 1t | 1 | 12 |
| Wentz, Phi. | 5 | 4t | 17 | 9 | 26 | 5t | 17 | 13 | 5 | 13 |
| Ryan, Atl. | 3 | 1 | 7 | 5 | 15 | 8t | 20 | 26t | 20 | 14 |
| Keenum, Was. | 32 | 32 | 14 | 32 | 21 | 31 | 16 | 3t | 17 | 15 |
| *Minshew, Jac. | 20 | 21 | 29 | 20 | 19 | 19t | 15 | 8t | 6 | 16 |
| Rivers, LA-C | 7 | 3 | 10 | 4 | 11 | 15 | 26 | 30 | 30 | 17 |
| Brissett, Ind. | 23 | 25 | 26 | 27 | 30 | 26 | 23 | 8t | 8 | 18 |
| Brady, N.E. | 4 | 7 | 27 | 7 | 27 | 13t | 25 | 14t | 7 | 19 |
| *D. Jones, NY-G | 22 | 22 | 25 | 24 | 29 | 13t | 11 | 20t | 24 | 20 |
| *K. Murray, Ariz | 9 | 10 | 15 | 15 | 22 | 21t | 27 | 20t | 19 | 21 |
| Goff, LA-R | 1t | 2 | 19 | 3 | 14 | 16t | 28 | 28t | 22 | 22 |
| R. Fitzpatrick, Mia. | 15 | 18 | 23 | 17 | 18 | 21t | 24 | 23t | 23 | 23 |
| Allen, Buf. | 21 | 26 | 32 | 23 | 25 | 21t | 18 | 16t | 16 | 24 |
| Flacco, Den. | 31 | 31 | 12 | 30 | 20 | 36t | 32 | 3t | 14 | 25 |
| Darnold, NY-J | 25 | 24 | 24 | 25 | 23 | 24t | 19 | 23t | 27 | 26 |
| Winston, T.B. | 1t | 6 | 28 | 1 | 6 | 2 | 9 | 32 | 32 | 27 |
| Trubisky, Chi. | 12t | 14 | 18 | 21 | 32 | 27t | 30 | 18 | 15 | 28 |
| Rudolph, Pit. | 30 | 30 | 20 | 31 | 31 | 30 | 13 | 16t | 28 | 29 |
| Allen, Car. | 17 | 20 | 22 | 19 | 24 | 27t | 29 | 28t | 29 | 30 |
| Mayfield, Cle. | 10 | 16 | 31 | 14 | 16 | 16t | 21 | 31 | 31 | 31 |
| Dalton, Cin. | 11 | 17 | 30 | 18 | 28 | 29 | 31 | 26t | 25 | 32 |

WEEK 17 / THROUGH SUNDAY, DECEMBER 29, 2019

NFL / FOURTH-QUARTER PASSING LEADERS

| Rank | Player, Team | Att | Comp | Comp% | Yards | YPA | TD | TD% | Int | Int% | Rating |
|------|------------------------|-----------|-----------|-------------|------------|-------------|----------|------------|----------|------------|--------------|
| 1) | Tannehill, Ten. | 99 | 72 | 72.7 | 921 | 9.30 | 9 | 9.1 | 2 | 2.0 | 123.3 |
| 2) | Stafford, Det. | 77 | 48 | 62.3 | 604 | 7.84 | 7 | 9.1 | 1 | 1.3 | 111.6 |
| 3) | Brees, N.O. | 83 | 58 | 69.9 | 613 | 7.39 | 6 | 7.2 | 1 | 1.2 | 110.2 |
| 4) | Allen, Buf. | 100 | 58 | 58.0 | 782 | 7.82 | 8 | 8.0 | 0 | 0.0 | 109.7 |
| 5) | Garoppolo, S.F. | 107 | 75 | 70.1 | 816 | 7.63 | 6 | 5.6 | 1 | 0.9 | 107.1 |
| 6) | Cousins, Min. | 93 | 63 | 67.7 | 803 | 8.63 | 6 | 6.5 | 2 | 2.2 | 107.1 |
| 7) | Watson, Hou. | 119 | 82 | 68.9 | 995 | 8.36 | 9 | 7.6 | 4 | 3.4 | 105.5 |
| 8) | Bridgewater, N.O. | 44 | 31 | 70.5 | 306 | 6.95 | 2 | 4.5 | 0 | 0.0 | 104.9 |
| 9) | Ryan, Atl. | 175 | 123 | 70.3 | 1228 | 7.02 | 11 | 6.3 | 3 | 1.7 | 103.7 |
| 10) | L. Jackson, Bal. | 91 | 57 | 62.6 | 669 | 7.35 | 7 | 7.7 | 2 | 2.2 | 101.4 |
| 11) | Carr, Oak. | 139 | 98 | 70.5 | 1038 | 7.47 | 5 | 3.6 | 1 | 0.7 | 100.9 |
| 12) | Wilson, Sea. | 152 | 95 | 62.5 | 1191 | 7.84 | 7 | 4.6 | 1 | 0.7 | 99.4 |
| 13) | Keenum, Was. | 75 | 50 | 66.7 | 444 | 5.92 | 3 | 4.0 | 0 | 0.0 | 95.6 |
| 14) | Rodgers, G.B. | 133 | 83 | 62.4 | 927 | 6.97 | 8 | 6.0 | 3 | 2.3 | 93.8 |
| 15) | Prescott, Dal. | 171 | 106 | 62.0 | 1356 | 7.93 | 7 | 4.1 | 4 | 2.3 | 90.7 |
| 16) | Brady, N.E. | 122 | 76 | 62.3 | 768 | 6.30 | 5 | 4.1 | 1 | 0.8 | 90.5 |
| 17) | Mahomes, K.C. | 79 | 45 | 57.0 | 635 | 8.04 | 3 | 3.8 | 1 | 1.3 | 90.4 |
| 18) | Flacco, Den. | 77 | 50 | 64.9 | 468 | 6.08 | 3 | 3.9 | 1 | 1.3 | 89.1 |
| 19) | *Minshew, Jac. | 167 | 94 | 56.3 | 1090 | 6.53 | 10 | 6.0 | 4 | 2.4 | 86.2 |
| 20) | R. Fitzpatrick, Mia. | 154 | 104 | 67.5 | 1094 | 7.10 | 4 | 2.6 | 4 | 2.6 | 85.8 |
| 21) | Wentz, Phi. | 171 | 106 | 62.0 | 1248 | 7.30 | 5 | 2.9 | 4 | 2.3 | 84.1 |
| 22) | Allen, Car. | 150 | 93 | 62.0 | 913 | 6.09 | 4 | 2.7 | 2 | 1.3 | 82.4 |
| 23) | *K. Murray, Ariz | 129 | 81 | 62.8 | 879 | 6.81 | 6 | 4.7 | 5 | 3.9 | 82.2 |
| 24) | Goff, LA-R | 159 | 99 | 62.3 | 1101 | 6.92 | 6 | 3.8 | 6 | 3.8 | 79.7 |
| 25) | Darnold, NY-J | 122 | 66 | 54.1 | 781 | 6.40 | 4 | 3.3 | 2 | 1.6 | 77.9 |
| 26) | Rudolph, Pit. | 54 | 31 | 57.4 | 322 | 5.96 | 3 | 5.6 | 2 | 3.7 | 77.9 |
| 27) | Dalton, Cin. | 179 | 103 | 57.5 | 1181 | 6.60 | 7 | 3.9 | 6 | 3.4 | 76.6 |
| 28) | Rivers, LA-C | 183 | 111 | 60.7 | 1272 | 6.95 | 7 | 3.8 | 9 | 4.9 | 73.9 |
| 29) | Trubisky, Chi. | 149 | 87 | 58.4 | 876 | 5.88 | 4 | 2.7 | 4 | 2.7 | 73.0 |
| 30) | Brissett, Ind. | 112 | 61 | 54.5 | 652 | 5.82 | 4 | 3.6 | 3 | 2.7 | 72.5 |
| 31) | *Haskins, Was. | 64 | 36 | 56.3 | 486 | 7.59 | 3 | 4.7 | 4 | 6.3 | 70.2 |
| 32) | *D. Jones, NY-G | 156 | 90 | 57.7 | 892 | 5.72 | 2 | 1.3 | 4 | 2.6 | 67.6 |
| 33) | Winston, T.B. | 165 | 92 | 55.8 | 1269 | 7.69 | 6 | 3.6 | 10 | 6.1 | 67.5 |
| 34) | Mayfield, Cle. | 137 | 77 | 56.2 | 944 | 6.89 | 6 | 4.4 | 9 | 6.6 | 64.9 |
| 35) | Driskel, Cin.-Det. | 41 | 19 | 46.3 | 268 | 6.54 | 2 | 4.9 | 2 | 4.9 | 63.9 |
| 36) | *Blough, Det. | 65 | 32 | 49.2 | 259 | 3.98 | 1 | 1.5 | 4 | 6.2 | 39.2 |
| 37) | *Hodges, Pit. | 60 | 31 | 51.7 | 261 | 4.35 | 0 | 0.0 | 4 | 6.7 | 35.5 |
| 38) | Rosen, Mia. | 41 | 17 | 41.5 | 151 | 3.68 | 0 | 0.0 | 3 | 7.3 | 21.5 |

NFL / THIRD-DOWN PASSING LEADERS

| Rank | Player, Team | Att | Comp | Comp% | Yards | YPA | TD | TD% | Int | Int% | Rating |
|------|----------------------|-----|------|-------|-------|------|----|-----|-----|------|--------|
| 1) | Carr, Oak. | 145 | 97 | 66.9 | 1402 | 9.67 | 14 | 9.7 | 1 | 0.7 | 127.4 |
| 2) | Mahomes, K.C. | 115 | 72 | 62.6 | 1096 | 9.53 | 9 | 7.8 | 1 | 0.9 | 116.4 |
| 3) | Stafford, Det. | 83 | 53 | 63.9 | 735 | 8.86 | 6 | 7.2 | 0 | 0.0 | 116.3 |
| 4) | L. Jackson, Bal. | 95 | 57 | 60.0 | 709 | 7.46 | 9 | 9.5 | 1 | 1.1 | 110.4 |
| 5) | Cousins, Min. | 123 | 80 | 65.0 | 1006 | 8.18 | 9 | 7.3 | 2 | 1.6 | 108.0 |
| 6) | Watson, Hou. | 125 | 86 | 68.8 | 1023 | 8.18 | 7 | 5.6 | 2 | 1.6 | 105.5 |
| 7) | Ryan, Atl. | 147 | 89 | 60.5 | 1180 | 8.03 | 10 | 6.8 | 2 | 1.4 | 103.0 |
| 8) | Garoppolo, S.F. | 130 | 90 | 69.2 | 973 | 7.48 | 8 | 6.2 | 3 | 2.3 | 101.9 |
| 9) | Prescott, Dal. | 146 | 88 | 60.3 | 1289 | 8.83 | 8 | 5.5 | 2 | 1.4 | 101.7 |
| 10) | Wilson, Sea. | 132 | 80 | 60.6 | 1085 | 8.22 | 7 | 5.3 | 2 | 1.5 | 98.2 |
| 11) | *D. Jones, NY-G | 125 | 79 | 63.2 | 880 | 7.04 | 10 | 8.0 | 4 | 3.2 | 97.4 |
| 12) | Wentz, Phi. | 164 | 94 | 57.3 | 1038 | 6.33 | 11 | 6.7 | 1 | 0.6 | 96.0 |
| 13) | Goff, LA-R | 152 | 89 | 58.6 | 1299 | 8.55 | 11 | 7.2 | 6 | 3.9 | 94.2 |
| 14) | Allen, Buf. | 121 | 68 | 56.2 | 833 | 6.88 | 8 | 6.6 | 2 | 1.7 | 92.8 |
| 15) | Brissett, Ind. | 132 | 77 | 58.3 | 941 | 7.13 | 6 | 4.5 | 2 | 1.5 | 89.2 |
| 16) | Rodgers, G.B. | 147 | 80 | 54.4 | 1132 | 7.70 | 6 | 4.1 | 2 | 1.4 | 87.5 |
| 17) | *K. Murray, Ariz | 145 | 86 | 59.3 | 885 | 6.10 | 6 | 4.1 | 2 | 1.4 | 85.0 |
| 18) | Brady, N.E. | 160 | 90 | 56.3 | 1053 | 6.58 | 9 | 5.6 | 4 | 2.5 | 84.7 |
| 19) | *Minshew, Jac. | 124 | 65 | 52.4 | 868 | 7.00 | 7 | 5.6 | 3 | 2.4 | 83.7 |
| 20) | Rivers, LA-C | 144 | 84 | 58.3 | 1117 | 7.76 | 9 | 6.3 | 7 | 4.9 | 83.6 |
| 21) | Trubisky, Chi. | 134 | 80 | 59.7 | 826 | 6.16 | 5 | 3.7 | 3 | 2.2 | 80.6 |
| 22) | Darnold, NY-J | 125 | 68 | 54.4 | 813 | 6.50 | 8 | 6.4 | 6 | 4.8 | 75.9 |
| 23) | Winston, T.B. | 151 | 92 | 60.9 | 1049 | 6.95 | 9 | 6.0 | 11 | 7.3 | 71.3 |
| 24) | Mayfield, Cle. | 141 | 76 | 53.9 | 847 | 6.01 | 6 | 4.3 | 7 | 5.0 | 65.5 |
| 25) | R. Fitzpatrick, Mia. | 113 | 61 | 54.0 | 840 | 7.43 | 3 | 2.7 | 6 | 5.3 | 64.8 |
| 26) | Dalton, Cin. | 144 | 76 | 52.8 | 841 | 5.84 | 1 | 0.7 | 4 | 2.8 | 61.1 |
| 27) | Allen, Car. | 118 | 60 | 50.8 | 654 | 5.54 | 6 | 5.1 | 7 | 5.9 | 59.8 |

WEEK 17 / THROUGH SUNDAY, DECEMBER 29, 2019

NFL / LEADING RUSHERS

| Rank | Player, Team | Att | Yards | Avg | Long | TD |
|------|-----------------------|------------|-------------|------------|------------|-----------|
| 1) | Henry, Ten. | 303 | 1540 | 5.1 | 74t | 16 |
| 2) | Chubb, Cle. | 298 | 1494 | 5.0 | 88t | 8 |
| 3) | McCaffrey, Car. | 287 | 1387 | 4.8 | 84t | 15 |
| 4) | Elliot, Dal. | 301 | 1357 | 4.5 | 33t | 12 |
| 5) | Carson, Sea. | 278 | 1230 | 4.4 | 59 | 7 |
| 6) | L. Jackson, Bal. (QB) | 176 | 1206 | 6.9 | 47t | 7 |
| 7) | Fournette, Jac. | 265 | 1152 | 4.3 | 81 | 3 |
| 8) | *Jacobs, Oak. | 242 | 1150 | 4.8 | 51 | 7 |
| 9) | Mixon, Cin. | 278 | 1137 | 4.1 | 41 | 5 |
| 10) | Cook, Min. | 250 | 1135 | 4.5 | 75t | 13 |
| 11) | Mack, Ind. | 247 | 1091 | 4.4 | 63t | 8 |
| 12) | A. Jones, G.B. | 236 | 1084 | 4.6 | 56t | 16 |
| 13) | Hyde, Hou. | 245 | 1070 | 4.4 | 58 | 6 |
| 14) | Ingram, Bal. | 202 | 1018 | 5.0 | 53 | 10 |
| 15) | Lindsay, Den. | 224 | 1011 | 4.5 | 40 | 7 |
| 16) | Barkley, NY-G | 217 | 1003 | 4.6 | 68t | 6 |
| 17) | Michel, N.E. | 247 | 912 | 3.7 | 26 | 7 |
| 18) | Peterson, Was. | 211 | 898 | 4.3 | 32 | 5 |
| 19) | *Montgomery, Chi. | 242 | 889 | 3.7 | 55 | 6 |
| 20) | Gurley, LA-R | 223 | 857 | 3.8 | 25 | 12 |
| 21) | *Sanders, Phi. | 179 | 818 | 4.6 | 65t | 3 |
| 22) | Drake, Mia.-Ariz | 170 | 817 | 4.8 | 80t | 8 |
| 23) | Kamara, N.O. | 171 | 797 | 4.7 | 40t | 5 |
| 24) | Bell, NY-J | 245 | 789 | 3.2 | 19 | 3 |
| 25) | *Singletary, Buf. | 151 | 775 | 5.1 | 38 | 2 |
| 26) | Mostert, S.F. | 137 | 772 | 5.6 | 41t | 8 |
| 27) | Jones, T.B. | 172 | 724 | 4.2 | 49 | 6 |
| 28) | Edwards, Bal. | 133 | 711 | 5.3 | 63t | 2 |
| 29) | Freeman, Atl. | 184 | 656 | 3.6 | 28 | 2 |
| 30) | Murray, N.O. | 146 | 637 | 4.4 | 30t | 5 |
| 31) | Breida, S.F. | 123 | 623 | 5.1 | 83t | 1 |
| 32) | Gordon, LA-C | 162 | 612 | 3.8 | 24 | 8 |
| 33) | Gore, Buf. | 166 | 599 | 3.6 | 41 | 2 |
| 34) | Ekeler, LA-C | 132 | 557 | 4.2 | 35 | 3 |
| 35t) | T. Coleman, S.F. | 137 | 544 | 4.0 | 48t | 6 |
| 35t) | *K. Murray, Ariz (QB) | 93 | 544 | 5.8 | 35 | 4 |
| 37) | J. Howard, Phi. | 119 | 525 | 4.4 | 20 | 6 |
| 38) | Allen, Buf. (QB) | 109 | 510 | 4.7 | 36 | 9 |
| 39) | Dam. Williams, K.C. | 111 | 498 | 4.5 | 91t | 5 |
| 40) | Freeman, Den. | 132 | 496 | 3.8 | 26 | 3 |
| 41) | Barber, T.B. | 154 | 470 | 3.1 | 17 | 6 |
| 42) | McCoy, K.C. | 101 | 465 | 4.6 | 39 | 4 |
| 43) | Conner, Pit. | 116 | 464 | 4.0 | 25 | 4 |
| 44) | *Mattison, Min. | 100 | 462 | 4.6 | 35 | 1 |
| 45) | J. Williams, G.B. | 107 | 460 | 4.3 | 45 | 1 |
| 46) | *Pollard, Dal. | 86 | 455 | 5.3 | 44t | 2 |
| 47) | *Snell, Pit. | 108 | 426 | 3.9 | 23 | 2 |
| 48) | Watson, Hou. (QB) | 82 | 413 | 5.0 | 30 | 7 |
| 49) | D. Johnson, Hou. | 83 | 410 | 4.9 | 40 | 2 |
| 50) | K. Johnson, Det. | 113 | 403 | 3.6 | 20 | 3 |

NFL / THIRD-AND-ONE RUSHING LEADERS

| Rank | Player, Team | Att | FD | Pct |
|------------|--------------------|-----------|----------|-------------|
| 1t) | Wentz, Phi. | 9 | 9 | 100.0 |
| 1t) | Garoppolo, S.F. | 8 | 8 | 100.0 |
| 1t) | Brissett, Ind. | 5 | 5 | 100.0 |
| 1t) | Dalton, Cin. | 5 | 5 | 100.0 |
| 1t) | Ballage, Mia. | 4 | 4 | 100.0 |
| 1t) | Mayfield, Cle. | 4 | 4 | 100.0 |
| 1t) | K. Smith, Atl. | 4 | 4 | 100.0 |
| 8) | Gurley, LA-R | 12 | 11 | 91.7 |
| 9) | Elliot, Dal. | 11 | 10 | 90.9 |
| 10) | Henry, Ten. | 10 | 9 | 90.0 |
| 11) | Allen, Buf. | 9 | 8 | 88.9 |
| 12t) | Ekeler, LA-C | 7 | 6 | 85.7 |
| 12t) | *Jacobs, Oak. | 7 | 6 | 85.7 |
| 14t) | Cook, Min. | 6 | 5 | 83.3 |
| 14t) | L. Jackson, Bal. | 6 | 5 | 83.3 |
| 14t) | *K. Murray, Ariz | 6 | 5 | 83.3 |
| 14t) | *Snell, Pit. | 6 | 5 | 83.3 |
| 14t) | White, N.E. | 6 | 5 | 83.3 |
| 19) | Hyde, Hou. | 11 | 9 | 81.8 |

| | | | | |
|------|-------------------|----|----|------|
| 20t) | Carson, Sea. | 20 | 16 | 80.0 |
| 20t) | Cousins, Min. | 5 | 4 | 80.0 |
| 20t) | Drake, Mia.-Ariz | 5 | 4 | 80.0 |
| 20t) | T. Hill, N.O. | 5 | 4 | 80.0 |
| 20t) | McCoy, K.C. | 5 | 4 | 80.0 |
| 20t) | Watt, LA-C | 5 | 4 | 80.0 |
| 26) | Mixon, Cin. | 12 | 9 | 75.0 |
| 27) | Barber, T.B. | 7 | 5 | 71.4 |
| 28t) | Fournette, Jac. | 10 | 7 | 70.0 |
| 28t) | Michel, N.E. | 10 | 7 | 70.0 |
| 30t) | K. Johnson, Det. | 6 | 4 | 66.7 |
| 30t) | Murray, N.O. | 6 | 4 | 66.7 |
| 32t) | Bell, NY-J | 8 | 5 | 62.5 |
| 32t) | Chubb, Cle. | 8 | 5 | 62.5 |
| 32t) | Edwards, Bal. | 8 | 5 | 62.5 |
| 35) | *Montgomery, Chi. | 7 | 4 | 57.1 |
| 36) | Mack, Ind. | 9 | 5 | 55.6 |
| 37t) | Barkley, NY-G | 8 | 4 | 50.0 |
| 37t) | Jones, T.B. | 8 | 4 | 50.0 |

NFL / LEADERS IN RECEPTIONS

| Rank | Player, Team | Rec | Yards | Avg | Long | TD |
|------|----------------------|-----|-------|------|------|----|
| 1) | Thomas, N.O. | 149 | 1725 | 11.6 | 49 | 9 |
| 2) | McCaffrey, Car. (RB) | 116 | 1005 | 8.7 | 28 | 4 |
| 3t) | Allen, LA-C | 104 | 1199 | 11.5 | 45 | 6 |
| 3t) | Hopkins, Hou. | 104 | 1165 | 11.2 | 43t | 7 |
| 5) | Edelman, N.E. | 100 | 1117 | 11.2 | 44 | 6 |
| 6) | J. Jones, Atl. | 99 | 1394 | 14.1 | 54t | 6 |
| 7) | Robinson, Chi. | 98 | 1147 | 11.7 | 49 | 7 |
| 8) | Kelce, K.C. (TE) | 97 | 1229 | 12.7 | 47 | 5 |
| 9) | C. Kupp, LA-R | 94 | 1161 | 12.4 | 66 | 10 |
| 10) | Ekeler, LA-C (RB) | 92 | 993 | 10.8 | 84t | 8 |
| 11t) | Waller, Oak. (TE) | 90 | 1145 | 12.7 | 75 | 3 |
| 11t) | Woods, LA-R | 90 | 1134 | 12.6 | 48 | 2 |
| 11t) | T. Boyd, Cin. | 90 | 1046 | 11.6 | 47 | 5 |
| 14) | Ertz, Phi. (TE) | 88 | 916 | 10.4 | 30 | 6 |
| 15) | Moore, Car. | 87 | 1175 | 13.5 | 52t | 4 |
| 16) | Godwin, T.B. | 86 | 1333 | 15.5 | 71t | 9 |
| 17) | Kittle, S.F. (TE) | 85 | 1053 | 12.4 | 61t | 5 |
| 18t) | Landry, Cle. | 83 | 1174 | 14.1 | 65 | 6 |
| 18t) | D. Adams, G.B. | 83 | 997 | 12.0 | 58 | 5 |
| 20) | Lockett, Sea. | 82 | 1057 | 12.9 | 44t | 8 |
| 21) | Kamara, N.O. (RB) | 81 | 533 | 6.6 | 41 | 1 |
| 22t) | Cooper, Dal. | 79 | 1189 | 15.1 | 53t | 8 |
| 22t) | Cohen, Chi. (RB) | 79 | 456 | 5.8 | 31 | 3 |
| 24) | Crowder, NY-J | 78 | 833 | 10.7 | 41 | 6 |
| 25) | Fournette, Jac. (RB) | 76 | 522 | 6.9 | 27 | 0 |
| 26t) | Fitzgerald, Ariz | 75 | 804 | 10.7 | 54 | 4 |
| 26t) | Hooper, Atl. (TE) | 75 | 787 | 10.5 | 35 | 6 |
| 28) | Beckham, Cle. | 74 | 1035 | 14.0 | 89t | 4 |
| 29) | Chark, Jac. | 73 | 1008 | 13.8 | 69 | 8 |
| 30t) | D. Parker, Mia. | 72 | 1202 | 16.7 | 51 | 9 |
| 30t) | Sutton, Den. | 72 | 1112 | 15.4 | 70t | 6 |
| 30t) | Brown, Buf. | 72 | 1060 | 14.7 | 53t | 6 |
| 30t) | White, N.E. (RB) | 72 | 645 | 9.0 | 59 | 5 |
| 34) | Higbee, LA-R (TE) | 69 | 734 | 10.6 | 33 | 3 |
| 35) | Kirk, Ariz | 68 | 709 | 10.4 | 69t | 3 |
| 36t) | M. Evans, T.B. | 67 | 1157 | 17.3 | 67t | 8 |
| 36t) | Beasley, Buf. | 67 | 778 | 11.6 | 51 | 6 |
| 38t) | Gallup, Dal. | 66 | 1107 | 16.8 | 62 | 6 |
| 38t) | Sanders, Den.-S.F. | 66 | 869 | 13.2 | 75t | 5 |
| 38t) | Westbrook, Jac. | 66 | 660 | 10.0 | 39 | 3 |
| 38t) | Bell, NY-J (RB) | 66 | 461 | 7.0 | 23 | 1 |
| 42) | Golladay, Det. | 65 | 1190 | 18.3 | 75t | 11 |
| 43) | Andrews, Bal. (TE) | 64 | 852 | 13.3 | 51 | 10 |
| 44t) | Diggs, Min. | 63 | 1130 | 17.9 | 66 | 6 |
| 44t) | Ridley, Atl. | 63 | 866 | 13.7 | 36 | 7 |
| 44t) | Witten, Dal. (TE) | 63 | 529 | 8.4 | 33 | 4 |
| 47t) | M. Jones, Det. | 62 | 779 | 12.6 | 47 | 9 |
| 47t) | Amendola, Det. | 62 | 678 | 10.9 | 47t | 1 |
| 49t) | *D. Johnson, Pit. | 59 | 680 | 11.5 | 45t | 5 |
| 49t) | Sanu, Atl.-N.E. | 59 | 520 | 8.8 | 28 | 2 |
| 49t) | Freeman, Atl. (RB) | 59 | 410 | 6.9 | 28 | 4 |

NFL / RECEIVING YARDAGE LEADERS

| Rank | Player, Team | Yards | Rec | Avg | Long | TD |
|------|------------------------|-------------|-----------|-------------|------------|----------|
| 1) | Thomas, N.O. | 1725 | 149 | 11.6 | 49 | 9 |
| 2) | J. Jones, Atl. | 1394 | 99 | 14.1 | 54t | 6 |
| 3) | Godwin, T.B. | 1333 | 86 | 15.5 | 71t | 9 |
| 4) | Kelce, K.C. (TE) | 1229 | 97 | 12.7 | 47 | 5 |
| 5) | D. Parker, Mia. | 1202 | 72 | 16.7 | 51 | 9 |
| 6) | Allen, LA-C | 1199 | 104 | 11.5 | 45 | 6 |
| 7) | Golladay, Det. | 1190 | 65 | 18.3 | 75t | 11 |
| 8) | Cooper, Dal. | 1189 | 79 | 15.1 | 53t | 8 |
| 9) | Moore, Car. | 1175 | 87 | 13.5 | 52t | 4 |
| 10) | Landry, Cle. | 1174 | 83 | 14.1 | 65 | 6 |
| 11) | Hopkins, Hou. | 1165 | 104 | 11.2 | 43t | 7 |
| 12) | C. Kupp, LA-R | 1161 | 94 | 12.4 | 66 | 10 |
| 13) | M. Evans, T.B. | 1157 | 67 | 17.3 | 67t | 8 |
| 14) | Robinson, Chi. | 1147 | 98 | 11.7 | 49 | 7 |
| 15) | Waller, Oak. (TE) | 1145 | 90 | 12.7 | 75 | 3 |
| 16) | Woods, LA-R | 1134 | 90 | 12.6 | 48 | 2 |
| 17) | Diggs, Min. | 1130 | 63 | 17.9 | 66 | 6 |
| 18) | Edelman, N.E. | 1117 | 100 | 11.2 | 44 | 6 |
| 19) | Sutton, Den. | 1112 | 72 | 15.4 | 70t | 6 |
| 20) | Gallup, Dal. | 1107 | 66 | 16.8 | 62 | 6 |
| 21) | Brown, Buf. | 1060 | 72 | 14.7 | 53t | 6 |
| 22) | Lockett, Sea. | 1057 | 82 | 12.9 | 44t | 8 |
| 23) | Kittle, S.F. (TE) | 1053 | 85 | 12.4 | 61t | 5 |
| 24) | *A. Brown, Ten. | 1051 | 52 | 20.2 | 91t | 8 |
| 25) | T. Boyd, Cin. | 1046 | 90 | 11.6 | 47 | 5 |
| 26) | Beckham, Cle. | 1035 | 74 | 14.0 | 89t | 4 |
| 27) | Chark, Jac. | 1008 | 73 | 13.8 | 69 | 8 |
| 28) | McCaffrey, Car. (RB) | 1005 | 116 | 8.7 | 28 | 4 |
| 29) | M. Williams, LA-C | 1001 | 49 | 20.4 | 56 | 2 |
| 30) | D. Adams, G.B. | 997 | 83 | 12.0 | 58 | 5 |
| 31) | Ekeler, LA-C (RB) | 993 | 92 | 10.8 | 84t | 8 |
| 32) | *McLaurin, Was. | 919 | 58 | 15.8 | 75t | 7 |
| 33) | Ertz, Phi. (TE) | 916 | 88 | 10.4 | 30 | 6 |
| 34) | *Metcalfe, Sea. | 900 | 58 | 15.5 | 54 | 7 |
| 35) | Sanders, Den.-S.F. | 869 | 66 | 13.2 | 75t | 5 |
| 36) | Ridley, Atl. | 866 | 63 | 13.7 | 36 | 7 |
| 37) | Hill, K.C. | 860 | 58 | 14.8 | 57t | 7 |
| 38) | Andrews, Bal. (TE) | 852 | 64 | 13.3 | 51 | 10 |
| 39) | Crowder, NY-J | 833 | 78 | 10.7 | 41 | 6 |
| 40) | Cobb, Dal. | 828 | 55 | 15.1 | 59 | 3 |
| 41) | Fitzgerald, Ariz | 804 | 75 | 10.7 | 54 | 4 |
| 42) | *Samuel, S.F. | 802 | 57 | 14.1 | 42t | 3 |
| 43) | Hooper, Atl. (TE) | 787 | 75 | 10.5 | 35 | 6 |
| 44t) | R. Anderson, NY-J | 779 | 52 | 15.0 | 92t | 5 |
| 44t) | M. Jones, Det. | 779 | 62 | 12.6 | 47 | 9 |
| 46) | Beasley, Buf. | 778 | 67 | 11.6 | 51 | 6 |
| 47) | Conley, Jac. | 775 | 47 | 16.5 | 70t | 5 |
| 48) | *D. Slayton, NY-G | 740 | 48 | 15.4 | 55t | 8 |
| 49) | Washington, Pit. | 735 | 44 | 16.7 | 79t | 3 |
| 50) | Higbee, LA-R (TE) | 734 | 69 | 10.6 | 33 | 3 |

NFL / THIRD-DOWN RECEIVING LEADERS

| Rank | Player, Team | Rec | Yards | Avg | Long | TD |
|------|----------------------|-----|-------|------|------|----|
| 1) | C. Kupp, LA-R | 37 | 571 | 15.4 | 66 | 7 |
| 2) | J. Jones, Atl. | 30 | 434 | 14.5 | 48 | 1 |
| 3) | Thomas, N.O. | 29 | 373 | 12.9 | 41 | 0 |
| 4t) | Allen, LA-C | 28 | 343 | 12.3 | 31 | 3 |
| 4t) | Robinson, Chi. | 28 | 308 | 11.0 | 32 | 1 |
| 4t) | White, N.E. (RB) | 28 | 276 | 9.9 | 59 | 4 |
| 7) | Kittle, S.F. (TE) | 27 | 257 | 9.5 | 30t | 2 |
| 8t) | Woods, LA-R | 25 | 356 | 14.2 | 48 | 0 |
| 8t) | Crowder, NY-J | 25 | 338 | 13.5 | 41 | 4 |
| 8t) | *D. Johnson, Pit. | 25 | 322 | 12.9 | 45t | 1 |
| 8t) | Andrews, Bal. (TE) | 25 | 289 | 11.6 | 51 | 2 |
| 12) | Moore, Car. | 24 | 284 | 11.8 | 52 | 1 |
| 13t) | Golladay, Det. | 23 | 417 | 18.1 | 75t | 4 |
| 13t) | *Renfrow, Oak. | 23 | 344 | 15.0 | 65t | 3 |
| 15t) | Diggs, Min. | 22 | 448 | 20.4 | 54t | 3 |
| 15t) | Sutton, Den. | 22 | 319 | 14.5 | 52 | 2 |
| 15t) | T. Boyd, Cin. | 22 | 265 | 12.0 | 26 | 0 |
| 15t) | McCaffrey, Car. (RB) | 22 | 208 | 9.5 | 28 | 1 |
| 15t) | Hopkins, Hou. | 22 | 197 | 9.0 | 34 | 1 |
| 20t) | Godwin, T.B. | 21 | 275 | 13.1 | 28 | 2 |
| 20t) | Beasley, Buf. | 21 | 243 | 11.6 | 29 | 3 |
| 20t) | Eifert, Cin. (TE) | 21 | 230 | 11.0 | 27 | 0 |
| 23t) | Hill, K.C. | 20 | 317 | 15.9 | 47 | 2 |
| 23t) | Cobb, Dal. | 20 | 221 | 11.1 | 32 | 1 |
| 23t) | Edelman, N.E. | 20 | 210 | 10.5 | 20 | 1 |
| 26t) | Brown, Buf. | 19 | 328 | 17.3 | 38t | 1 |
| 26t) | Conley, Jac. | 19 | 317 | 16.7 | 31 | 1 |

| | | | | | | |
|-------------|-----------------------|-----------|------------|-------------|-----------|----------|
| 26t) | Landry, Cle. | 19 | 279 | 14.7 | 34 | 1 |
| 26t) | D. Adams, G.B. | 19 | 232 | 12.2 | 40 | 2 |
| 26t) | Lockett, Sea. | 19 | 230 | 12.1 | 38 | 2 |
| 31t) | Chark, Jac. | 18 | 276 | 15.3 | 35t | 4 |
| 31t) | M. Jones, Det. | 18 | 246 | 13.7 | 33 | 1 |
| 31t) | Ertz, Phi. (TE) | 18 | 198 | 11.0 | 27 | 2 |
| 31t) | Sanu, Atl.-N.E. | 18 | 185 | 10.3 | 28 | 1 |
| 35t) | M. Williams, LA-C | 17 | 323 | 19.0 | 50 | 2 |
| 35t) | Williams, Oak. | 17 | 313 | 18.4 | 46t | 4 |
| 35t) | Cooper, Dal. | 17 | 305 | 17.9 | 48 | 2 |
| 35t) | Amendola, Det. | 17 | 220 | 12.9 | 46 | 0 |
| 35t) | Kelce, K.C. (TE) | 17 | 203 | 11.9 | 34 | 0 |
| 35t) | Fitzgerald, Ariz | 17 | 177 | 10.4 | 41 | 1 |
| 35t) | D. Johnson, Hou. (RB) | 17 | 167 | 9.8 | 15 | 2 |
| 42t) | Gallup, Dal. | 16 | 376 | 23.5 | 62 | 2 |
| 42t) | *Metcalf, Sea. | 16 | 288 | 18.0 | 37 | 1 |
| 42t) | Doyle, Ind. (TE) | 16 | 198 | 12.4 | 20 | 1 |
| 42t) | R. Anderson, NY-J | 16 | 193 | 12.1 | 39 | 2 |
| 42t) | Cohen, Chi. (RB) | 16 | 134 | 8.4 | 24 | 1 |
| 42t) | Bell, NY-J (RB) | 16 | 121 | 7.6 | 15 | 1 |
| 48t) | D. Parker, Mia. | 15 | 331 | 22.1 | 50 | 3 |
| 48t) | Waller, Oak. (TE) | 15 | 263 | 17.5 | 75 | 1 |
| 48t) | Tate, NY-G | 15 | 254 | 16.9 | 61t | 2 |
| 48t) | Sharpe, Ten. | 15 | 197 | 13.1 | 47 | 4 |
| 48t) | S. Shepard, NY-G | 15 | 186 | 12.4 | 26 | 2 |
| 48t) | Ekeler, LA-C (RB) | 15 | 180 | 12.0 | 84t | 1 |
| 48t) | Hunt, Cle. (RB) | 15 | 122 | 8.1 | 20 | 1 |
| 48t) | *S. Sims, Was. | 15 | 118 | 7.9 | 32 | 2 |
| 48t) | McKissic, Det. (RB) | 15 | 109 | 7.3 | 22 | 0 |

NFL / LEADING SCORERS, NONKICKERS

| Rank | Player, Team | TD | Rush | Rec | Ret | X2 | Pts |
|-------------|-----------------------------|-----------|-----------|----------|----------|----------|------------|
| 1) | McCaffrey, Car. (RB) | 19 | 15 | 4 | 0 | 1 | 116 |
| 2) | A. Jones, G.B. (RB) | 19 | 16 | 3 | 0 | 0 | 114 |
| 3) | Henry, Ten. (RB) | 18 | 16 | 2 | 0 | 0 | 108 |
| 4) | Sanders, Mia. (K) | 1 | 0 | 1 | 0 | 0 | 104 |
| 5) | Ingram, Bal. (RB) | 15 | 10 | 5 | 0 | 2 | 94 |
| 6) | Gurley, LA-R (RB) | 14 | 12 | 2 | 0 | 1 | 86 |
| 7) | Elliott, Dal. (RB) | 14 | 12 | 2 | 0 | 0 | 84 |
| 8) | Cook, Min. (RB) | 13 | 13 | 0 | 0 | 0 | 78 |
| 9t) | Ekeler, LA-C (RB) | 11 | 3 | 8 | 0 | 0 | 66 |
| 9t) | Golladay, Det. (WR) | 11 | 0 | 11 | 0 | 0 | 66 |
| 11t) | Andrews, Bal. (TE) | 10 | 0 | 10 | 0 | 0 | 60 |
| 11t) | C. Kupp, LA-R (WR) | 10 | 0 | 10 | 0 | 0 | 60 |
| 11t) | Mostert, S.F. (RB) | 10 | 8 | 2 | 0 | 0 | 60 |
| 14t) | Allen, Buf. (QB) | 9 | 9 | 0 | 0 | 1 | 56 |
| 14t) | Godwin, T.B. (WR) | 9 | 0 | 9 | 0 | 1 | 56 |
| 16t) | *A. Brown, Ten. (WR) | 9 | 1 | 8 | 0 | 0 | 54 |
| 16t) | Carson, Sea. (RB) | 9 | 7 | 2 | 0 | 0 | 54 |
| 16t) | Cook, N.O. (TE) | 9 | 0 | 9 | 0 | 0 | 54 |
| 16t) | Gordon, LA-C (RB) | 9 | 8 | 1 | 0 | 0 | 54 |
| 16t) | M. Jones, Det. (WR) | 9 | 0 | 9 | 0 | 0 | 54 |
| 16t) | D. Parker, Mia. (WR) | 9 | 0 | 9 | 0 | 0 | 54 |
| 16t) | Thomas, N.O. (WR) | 9 | 0 | 9 | 0 | 0 | 54 |
| 23t) | Chark, Jac. (WR) | 8 | 0 | 8 | 0 | 1 | 50 |
| 23t) | Drake, Mia.-Ariz (RB) | 8 | 8 | 0 | 0 | 1 | 50 |
| 23t) | M. Evans, T.B. (WR) | 8 | 0 | 8 | 0 | 1 | 50 |
| 23t) | Mack, Ind. (RB) | 8 | 8 | 0 | 0 | 1 | 50 |
| 27t) | Barkley, NY-G (RB) | 8 | 6 | 2 | 0 | 0 | 48 |

| | | | | | | | |
|------|--------------------------|---|---|---|---|---|----|
| 27t) | Chubb, Cle. (RB) | 8 | 8 | 0 | 0 | 0 | 48 |
| 27t) | Cooper, Dal. (WR) | 8 | 0 | 8 | 0 | 0 | 48 |
| 27t) | Lockett, Sea. (WR) | 8 | 0 | 8 | 0 | 0 | 48 |
| 27t) | Mixon, Cin. (RB) | 8 | 5 | 3 | 0 | 0 | 48 |
| 27t) | *D. Slayton, NY-G (WR) | 8 | 0 | 8 | 0 | 0 | 48 |
| 27t) | Watson, Hou. (QB) | 8 | 7 | 1 | 0 | 0 | 48 |
| 34t) | Barber, T.B. (RB) | 7 | 6 | 1 | 0 | 1 | 44 |
| 34t) | Hopkins, Hou. (WR) | 7 | 0 | 7 | 0 | 1 | 44 |
| 34t) | *Metcalf, Sea. (WR) | 7 | 0 | 7 | 0 | 1 | 44 |
| 34t) | Ridley, Atl. (WR) | 7 | 0 | 7 | 0 | 1 | 44 |
| 38t) | *M. Brown, Bal. (WR) | 7 | 0 | 7 | 0 | 0 | 42 |
| 38t) | T. Coleman, S.F. (RB) | 7 | 6 | 1 | 0 | 0 | 42 |
| 38t) | Conner, Pit. (RB) | 7 | 4 | 3 | 0 | 0 | 42 |
| 38t) | Fells, Hou. (TE) | 7 | 0 | 7 | 0 | 0 | 42 |
| 38t) | *Hardman, K.C. (WR) | 7 | 0 | 6 | 1 | 0 | 42 |
| 38t) | T. Hill, N.O. (QB) | 7 | 1 | 6 | 0 | 0 | 42 |
| 38t) | Hill, K.C. (WR) | 7 | 0 | 7 | 0 | 0 | 42 |
| 38t) | J. Howard, Phi. (RB) | 7 | 6 | 1 | 0 | 0 | 42 |
| 38t) | L. Jackson, Bal. (QB) | 7 | 7 | 0 | 0 | 0 | 42 |
| 38t) | *Jacobs, Oak. (RB) | 7 | 7 | 0 | 0 | 0 | 42 |
| 38t) | Lindsay, Den. (RB) | 7 | 7 | 0 | 0 | 0 | 42 |
| 38t) | *McLaurin, Was. (WR) | 7 | 0 | 7 | 0 | 0 | 42 |
| 38t) | Michel, N.E. (RB) | 7 | 7 | 0 | 0 | 0 | 42 |
| 38t) | *Montgomery, Chi. (RB) | 7 | 6 | 1 | 0 | 0 | 42 |
| 38t) | Robinson, Chi. (WR) | 7 | 0 | 7 | 0 | 0 | 42 |
| 38t) | Samuel, Car. (WR) | 7 | 1 | 6 | 0 | 0 | 42 |
| 38t) | Thielen, Min. (WR) | 7 | 1 | 6 | 0 | 0 | 42 |
| 38t) | Dam. Williams, K.C. (RB) | 7 | 5 | 2 | 0 | 0 | 42 |

WEEK 17 / THROUGH SUNDAY, DECEMBER 29, 2019

NFL / LEADING SCORERS, KICKERS

| Rank | Player, Team | PAT | FG | Pct | Long | Pts |
|------------|--------------------------|--------------|-------------|--------------|-----------|-----------|
| 1) | Butker, K.C. | 45/48 | 34/38 | .895 | 56 | 147 |
| 2) | Lutz, N.O. | 48/49 | 32/36 | .889 | 58 | 144 |
| 3) | Tucker, Bal. | 57/59 | 28/29 | .966 | 51 | 141 |
| 4) | Gonzalez, Ariz | 34/35 | 31/35 | .886 | 54 | 127 |
| 5) | *Gay, T.B. | 43/48 | 27/35 | .771 | 58 | 124 |
| 6) | Bailey, Min. | 40/44 | 27/29 | .931 | 50 | 121 |
| 7) | Lambo, Jac. | 19/20 | 33/34 | .971 | 56 | 118 |
| 8) | Boswell, Pit. | 28/28 | 29/31 | .935 | 51 | 115 |
| 9) | Zuerlein, LA-R | 42/42 | 24/33 | .727 | 58 | 114 |
| 10) | Prater, Det. | 35/36 | 26/31 | .839 | 56 | 113 |
| 11) | McManus, Den. | 25/26 | 29/34 | .853 | 53 | 112 |
| 12) | Gould, S.F. | 41/42 | 23/31 | .742 | 47 | 110 |
| 13) | Myers, Sea. | 40/44 | 23/28 | .821 | 54 | 109 |
| 14t) | Crosby, G.B. | 40/41 | 22/24 | .917 | 54 | 106 |
| 14t) | *Slye, Car. | 31/35 | 25/32 | .781 | 55 | 106 |
| 16t) | Bullock, Cin. | 24/25 | 27/31 | .871 | 57 | 105 |
| 16t) | *Seibert, Cle. | 30/35 | 25/29 | .862 | 53 | 105 |
| 18) | Sanders, Mia. | 29/30 | 23/30 | .767 | 54 | 104 |
| 19) | Elliott, Phi. | 35/37 | 22/26 | .846 | 53 | 101 |
| 20) | Fairbairn, Hou. | 40/45 | 20/25 | .800 | 54 | 100 |
| 21t) | Hauschka, Buf. | 30/32 | 22/28 | .786 | 51 | 96 |
| 21t) | Hopkins, Was. | 21/22 | 25/30 | .833 | 53 | 96 |
| 21t) | Maher, Dal. | 36/36 | 20/30 | .667 | 63 | 96 |
| 21t) | Pineiro, Chi. | 27/29 | 23/28 | .821 | 53 | 96 |
| 25) | Carlson, Oak. | 34/36 | 19/26 | .731 | 48 | 91 |
| 26) | Koo, N.E.-Atl. | 15/16 | 23/26 | .885 | 50 | 84 |
| 27t) | Ficken, NY-J | 23/26 | 19/27 | .704 | 54 | 80 |
| 27t) | *McLaughlin, ALL totals | 26/26 | 18/23 | .783 | 50 | 80 |
| 29) | Vinatieri, Ind. | 22/28 | 17/25 | .680 | 55 | 73 |
| 30) | Rosas, NY-G | 35/39 | 12/17 | .706 | 45 | 71 |
| 31) | Badgley, LA-C | 19/19 | 13/16 | .813 | 49 | 58 |
| 32) | Folk, N.E. | 12/12 | 14/17 | .824 | 51 | 54 |
| 33) | Forbath, N.E.-Dal. | 11/12 | 11/11 | 1.000 | 50 | 44 |
| 34) | Bryant, Atl. | 14/15 | 9/14 | .643 | 52 | 41 |
| 35) | Gostkowski, N.E. | 11/15 | 7/ 8 | .875 | 41 | 32 |
| 36t) | Long, LA-C | 9/ 9 | 7/ 9 | .778 | 51 | 30 |
| 36t) | Nugent, N.E. | 15/16 | 5/ 8 | .625 | 37 | 30 |
| 38) | Succop, Ten. | 24/25 | 1/ 6 | .167 | 31 | 27 |
| 39) | Santos, Ten. | 12/12 | 4/ 9 | .444 | 53 | 24 |
| 40) | Parkey, Ten. | 5/ 6 | 3/ 3 | 1.000 | 51 | 14 |
| 41) | Joseph, Car.-Ten. | 9/ 9 | 0/ 0 | --- | -- | 9 |
| 42) | Vedvik, NY-J-Cin. | 0/ 1 | 0/ 1 | .000 | -- | 0 |

NFL / TOUCHBACKS ON KICKOFFS

| | | | | | |
|------|-------------------|----|-------------|--------------------------|-----------|
| Rank | Player, Team | TB | | | |
| 1) | Pinion, T.B. | 88 | 25) | *Seibert, Cle. | 30 |
| 2) | Lutz, N.O. | 74 | 26) | Ficken, NY-J | 29 |
| 3t) | Bailey, Min. | 66 | 27) | Long, LA-C | 28 |
| 3t) | *Slye, Car. | 66 | 28) | Koo, N.E.-Atl. | 27 |
| 5) | Zuerlein, LA-R | 64 | 29) | Pineiro, Chi. | 26 |
| 6t) | Butker, K.C. | 60 | 30) | Lambo, Jac. | 23 |
| 6t) | Sanchez, Ind. | 60 | 31) | Gostkowski, N.E. | 21 |
| 8) | Myers, Sea. | 59 | 32) | Martin, Det. | 17 |
| 9) | Tucker, Bal. | 57 | 33) | Cooke, Jac. | 16 |
| 10) | McManus, Den. | 55 | 34) | Forbath, N.E.-Dal. | 15 |
| 11) | Elliott, Phi. | 52 | 35) | Santos, Ten. | 12 |
| 12) | Rosas, NY-G | 50 | 36) | O'Donnell, Chi. | 10 |
| 13t) | Crosby, G.B. | 49 | 37t) | Parkey, Ten. | 9 |
| 13t) | Sanders, Mia. | 49 | 37t) | Redfern, Atl. | 9 |
| 13t) | *Wishnowsky, S.F. | 49 | 37t) | Santoso, Ten. | 9 |
| 16) | Hopkins, Was. | 48 | 40) | Prater, Det. | 8 |
| 17) | Bullock, Cin. | 46 | 41t) | *McLaughlin, ALL totals | 7 |
| 18) | Gonzalez, Ariz | 45 | 41t) | Wile, Atl.-Det. | 7 |
| 19t) | Fairbairn, Hou. | 42 | 43) | Joseph, Car.-Ten. | 6 |
| 19t) | Hauschka, Buf. | 42 | 44) | Bosher, Atl. | 4 |
| 21t) | *Bailey, N.E. | 38 | 45t) | Succop, Ten. | 3 |
| 21t) | Carlson, Oak. | 38 | 45t) | Vedvik, NY-J-Cin. | 3 |
| 23) | Maher, Dal. | 36 | 47t) | Badgley, LA-C | 1 |
| 24) | Boswell, Pit. | 31 | 47t) | Hekker, LA-R | 1 |

WEEK 17 / THROUGH SUNDAY, DECEMBER 29, 2019

NFL / MOST YARDS FROM SCRIMMAGE

| Rank | Player, Team | Total | | | Rushing | | | Receiving | | |
|------|-----------------------------|-------------|------------|-------------|-------------|------------|-------------|-------------|-----------|-------------|
| | | Yards | Att+Rec | Avg | Yards | Att | Avg | Yards | Rec | Avg |
| 1) | McCaffrey, Car. (RB) | 2392 | 403 | 5.9 | 1387 | 287 | 4.8 | 1005 | 116 | 8.7 |
| 2) | Elliott, Dal. (RB) | 1777 | 355 | 5.0 | 1357 | 301 | 4.5 | 420 | 54 | 7.8 |
| 3) | Chubb, Cle. (RB) | 1772 | 334 | 5.3 | 1494 | 298 | 5.0 | 278 | 36 | 7.7 |
| 4) | Henry, Ten. (RB) | 1746 | 321 | 5.4 | 1540 | 303 | 5.1 | 206 | 18 | 11.4 |
| 5) | Thomas, N.O. (WR) | 1716 | 150 | 11.4 | -9 | 1 | -9.0 | 1725 | 149 | 11.6 |
| 6) | Fournette, Jac. (RB) | 1674 | 341 | 4.9 | 1152 | 265 | 4.3 | 522 | 76 | 6.9 |
| 7) | Cook, Min. (RB) | 1654 | 303 | 5.5 | 1135 | 250 | 4.5 | 519 | 53 | 9.8 |
| 8) | A. Jones, G.B. (RB) | 1558 | 285 | 5.5 | 1084 | 236 | 4.6 | 474 | 49 | 9.7 |
| 9) | Ekeler, LA-C (RB) | 1550 | 224 | 6.9 | 557 | 132 | 4.2 | 993 | 92 | 10.8 |
| 10) | Carson, Sea. (RB) | 1496 | 315 | 4.7 | 1230 | 278 | 4.4 | 266 | 37 | 7.2 |
| 11) | Barkley, NY-G (RB) | 1441 | 269 | 5.4 | 1003 | 217 | 4.6 | 438 | 52 | 8.4 |
| 12) | Mixon, Cin. (RB) | 1424 | 313 | 4.5 | 1137 | 278 | 4.1 | 287 | 35 | 8.2 |
| 13) | J. Jones, Atl. (WR) | 1391 | 101 | 13.8 | -3 | 2 | -1.5 | 1394 | 99 | 14.1 |
| 14) | Godwin, T.B. (WR) | 1341 | 87 | 15.4 | 8 | 1 | 8.0 | 1333 | 86 | 15.5 |
| 15) | Kamara, N.O. (RB) | 1330 | 252 | 5.3 | 797 | 171 | 4.7 | 533 | 81 | 6.6 |
| 16) | *Sanders, Phi. (RB) | 1327 | 229 | 5.8 | 818 | 179 | 4.6 | 509 | 50 | 10.2 |
| 17) | *Jacobs, Oak. (RB) | 1316 | 262 | 5.0 | 1150 | 242 | 4.8 | 166 | 20 | 8.3 |
| 18) | Ingram, Bal. (RB) | 1265 | 228 | 5.5 | 1018 | 202 | 5.0 | 247 | 26 | 9.5 |
| 19) | Bell, NY-J (RB) | 1250 | 311 | 4.0 | 789 | 245 | 3.2 | 461 | 66 | 7.0 |
| 20) | Woods, LA-R (WR) | 1249 | 107 | 11.7 | 115 | 17 | 6.8 | 1134 | 90 | 12.6 |
| 21) | Kelce, K.C. (TE) | 1233 | 98 | 12.6 | 4 | 1 | 4.0 | 1229 | 97 | 12.7 |
| 22t) | Allen, LA-C (WR) | 1215 | 107 | 11.4 | 16 | 3 | 5.3 | 1199 | 104 | 11.5 |
| 22t) | Moore, Car. (WR) | 1215 | 93 | 13.1 | 40 | 6 | 6.7 | 1175 | 87 | 13.5 |
| 24) | Lindsay, Den. (RB) | 1207 | 259 | 4.7 | 1011 | 224 | 4.5 | 196 | 35 | 5.6 |
| 25) | L. Jackson, Bal. (QB) | 1206 | 176 | 6.9 | 1206 | 176 | 6.9 | 0 | 0 | --- |
| 26) | D. Parker, Mia. (WR) | 1202 | 72 | 16.7 | 0 | 0 | --- | 1202 | 72 | 16.7 |
| 27) | Cooper, Dal. (WR) | 1195 | 80 | 14.9 | 6 | 1 | 6.0 | 1189 | 79 | 15.1 |
| 28) | Diggs, Min. (WR) | 1191 | 68 | 17.5 | 61 | 5 | 12.2 | 1130 | 63 | 17.9 |
| 29) | Golladay, Det. (WR) | 1190 | 65 | 18.3 | 0 | 0 | --- | 1190 | 65 | 18.3 |
| 30) | Landry, Cle. (WR) | 1184 | 84 | 14.1 | 10 | 1 | 10.0 | 1174 | 83 | 14.1 |
| 31) | Hopkins, Hou. (WR) | 1183 | 106 | 11.2 | 18 | 2 | 9.0 | 1165 | 104 | 11.2 |
| 32) | Mack, Ind. (RB) | 1173 | 261 | 4.5 | 1091 | 247 | 4.4 | 82 | 14 | 5.9 |
| 33) | C. Kupp, LA-R (WR) | 1165 | 96 | 12.1 | 4 | 2 | 2.0 | 1161 | 94 | 12.4 |
| 34) | Drake, Mia.-Ariz (RB) | 1162 | 220 | 5.3 | 817 | 170 | 4.8 | 345 | 50 | 6.9 |
| 35) | M. Evans, T.B. (WR) | 1157 | 67 | 17.3 | 0 | 0 | --- | 1157 | 67 | 17.3 |
| 36) | Waller, Oak. (TE) | 1150 | 92 | 12.5 | 5 | 2 | 2.5 | 1145 | 90 | 12.7 |
| 37) | Robinson, Chi. (WR) | 1149 | 99 | 11.6 | 2 | 1 | 2.0 | 1147 | 98 | 11.7 |
| 38) | Edelman, N.E. (WR) | 1144 | 108 | 10.6 | 27 | 8 | 3.4 | 1117 | 100 | 11.2 |
| 39) | Sutton, Den. (WR) | 1129 | 75 | 15.1 | 17 | 3 | 5.7 | 1112 | 72 | 15.4 |
| 40) | Hyde, Hou. (RB) | 1112 | 255 | 4.4 | 1070 | 245 | 4.4 | 42 | 10 | 4.2 |
| 41) | *A. Brown, Ten. (WR) | 1111 | 55 | 20.2 | 60 | 3 | 20.0 | 1051 | 52 | 20.2 |
| 42) | Gallup, Dal. (WR) | 1107 | 66 | 16.8 | 0 | 0 | --- | 1107 | 66 | 16.8 |
| 43) | Kittle, S.F. (TE) | 1075 | 90 | 11.9 | 22 | 5 | 4.4 | 1053 | 85 | 12.4 |
| 44) | *Montgomery, Chi. (RB) | 1074 | 267 | 4.0 | 889 | 242 | 3.7 | 185 | 25 | 7.4 |
| 45) | T. Boyd, Cin. (WR) | 1069 | 94 | 11.4 | 23 | 4 | 5.8 | 1046 | 90 | 11.6 |
| 46) | Brown, Buf. (WR) | 1067 | 74 | 14.4 | 7 | 2 | 3.5 | 1060 | 72 | 14.7 |
| 47) | Freeman, Atl. (RB) | 1066 | 243 | 4.4 | 656 | 184 | 3.6 | 410 | 59 | 6.9 |
| 48) | Gurley, LA-R (RB) | 1064 | 254 | 4.2 | 857 | 223 | 3.8 | 207 | 31 | 6.7 |
| 49) | Lockett, Sea. (WR) | 1052 | 86 | 12.2 | -5 | 4 | -1.3 | 1057 | 82 | 12.9 |
| 50) | Beckham, Cle. (WR) | 1045 | 77 | 13.6 | 10 | 3 | 3.3 | 1035 | 74 | 14.0 |

NFL / LEADERS IN FIRST DOWNS

| Rank | Player, Team | Rush | Rec | Tot | | | |
|------|-------------------------|-----------|----------|-----------|------|------------------------|----------|
| 1) | McCaffrey, Car. (RB) | 56 | 58 | 114 | 20t) | Robinson, Chi. (WR) | 0 63 63 |
| 2) | Elliott, Dal. (RB) | 78 | 21 | 99 | 23) | Michel, N.E. (RB) | 55 7 62 |
| 3) | Thomas, N.O. (WR) | 0 | 91 | 91 | 24) | *Jacobs, Oak. (RB) | 53 8 61 |
| 4) | Cook, Min. (RB) | 60 | 26 | 86 | 25) | Kamara, N.O. (RB) | 32 28 60 |
| 5) | Carson, Sea. (RB) | 75 | 10 | 85 | 26t) | Barkley, NY-G (RB) | 45 14 59 |
| 6) | Fournette, Jac. (RB) | 55 | 23 | 78 | 26t) | Gurley, LA-R (RB) | 51 8 59 |
| 7t) | Henry, Ten. (RB) | 73 | 4 | 77 | 26t) | Woods, LA-R (WR) | 5 54 59 |
| 7t) | J. Jones, Atl. (WR) | 0 | 77 | 77 | 29) | D. Parker, Mia. (WR) | 0 58 58 |
| 9) | Chubb, Cle. (RB) | 62 | 13 | 75 | 30t) | Hyde, Hou. (RB) | 55 2 57 |
| 10) | Ekeler, LA-C (RB) | 32 | 42 | 74 | 30t) | *Montgomery, Chi. (RB) | 50 7 57 |
| 11) | A. Jones, G.B. (RB) | 55 | 18 | 73 | 32t) | Bell, NY-J (RB) | 36 20 56 |
| 12) | L. Jackson, Bal. (QB) | 71 | 0 | 71 | 32t) | Edelman, N.E. (WR) | 2 54 56 |
| 13t) | Hopkins, Hou. (WR) | 2 | 68 | 70 | 32t) | Landry, Cle. (WR) | 1 55 56 |
| 13t) | Mixon, Cin. (RB) | 56 | 14 | 70 | 35t) | D. Adams, G.B. (WR) | 0 54 54 |
| 15t) | Ingram, Bal. (RB) | 53 | 16 | 69 | 35t) | Cooper, Dal. (WR) | 0 54 54 |
| 15t) | Mack, Ind. (RB) | 67 | 2 | 69 | 35t) | M. Evans, T.B. (WR) | 0 54 54 |
| 17t) | Kelce, K.C. (TE) | 1 | 65 | 66 | 35t) | Kittle, S.F. (TE) | 1 53 54 |
| 17t) | Moore, Car. (WR) | 3 | 63 | 66 | 39t) | Brown, Buf. (WR) | 0 53 53 |
| 19) | Allen, LA-C (WR) | 1 | 63 | 64 | 39t) | Lockett, Sea. (WR) | 0 53 53 |
| 20t) | Drake, Mia.-Ariz (RB) | 48 | 15 | 63 | 39t) | Waller, Oak. (TE) | 0 53 53 |
| 20t) | Godwin, T.B. (WR) | 0 | 63 | 63 | 42t) | T. Boyd, Cin. (WR) | 1 51 52 |

| | | | | | | | |
|--------------------------|---|----|----|--------------------------|----|----|----|
| 42t) Golladay, Det. (WR) | 0 | 52 | 52 | 46t) Gallup, Dal. (WR) | 0 | 50 | 50 |
| 44t) C. Kupp, LA-R (WR) | 0 | 51 | 51 | 46t) Gordon, LA-C (RB) | 39 | 11 | 50 |
| 44t) Sutton, Den. (WR) | 1 | 50 | 51 | 49t) Ridley, Atl. (WR) | 2 | 47 | 49 |
| 46t) Ertz, Phi. (TE) | 0 | 50 | 50 | 49t) *Sanders, Phi. (RB) | 30 | 19 | 49 |

NFL / LEADING PUNTERS

| Rank | Player, Team | No | Yards | Lg | Avg | TB | Blk | Dwn | OB | Opp Ret | In | Net |
|-----------|-------------------|-----------|-------------|-----------|-------------|----------|----------|----------|-----------|-----------|------------|----------------|
| 1) | Way, Was. | 79 | 3919 | 79 | 49.6 | 4 | 0 | 12 | 5 | 39 | 354 | 30 44.1 |
| 2) | Lee, Ariz | 61 | 2913 | 64 | 47.8 | 4 | 1 | 5 | 6 | 31 | 278 | 21 41.2 |
| 3) | Hekker, LA-R | 66 | 3128 | 71 | 47.4 | 5 | 1 | 10 | 14 | 23 | 190 | 22 42.4 |
| 4) | Kern, Ten. | 78 | 3672 | 70 | 47.1 | 2 | 0 | 9 | 18 | 30 | 269 | 37 43.1 |
| 5) | Long, LA-C | 48 | 2256 | 60 | 47.0 | 2 | 0 | 3 | 2 | 33 | 252 | 17 40.9 |
| 6) | Cooke, Jac. | 75 | 3507 | 66 | 46.8 | 2 | 0 | 11 | 12 | 24 | 127 | 25 44.5 |
| 7) | Anger, Hou. | 45 | 2094 | 71 | 46.5 | 2 | 0 | 9 | 1 | 17 | 53 | 24 44.5 |
| 8) | Koch, Bal. | 40 | 1855 | 62 | 46.4 | 4 | 1 | 5 | 6 | 15 | 143 | 21 39.8 |
| 9) | Johnston, Phi. | 71 | 3292 | 61 | 46.4 | 4 | 0 | 9 | 7 | 32 | 207 | 28 42.3 |
| 10) | *Gillan, Cle. | 63 | 2913 | 71 | 46.2 | 5 | 1 | 12 | 8 | 20 | 151 | 28 41.6 |
| 11) | Morstead, N.O. | 60 | 2770 | 64 | 46.2 | 1 | 0 | 7 | 7 | 24 | 166 | 29 43.1 |
| 12) | Dixon, NY-G | 69 | 3178 | 62 | 46.1 | 2 | 2 | 17 | 9 | 24 | 136 | 29 42.3 |
| 13) | Palardy, Car. | 75 | 3452 | 62 | 46.0 | 3 | 0 | 7 | 9 | 40 | 487 | 25 38.7 |
| 14) | *Cole, Oak. | 67 | 3081 | 74 | 46.0 | 6 | 0 | 8 | 3 | 30 | 318 | 33 39.4 |
| 15) | Edwards, NY-J | 87 | 3991 | 63 | 45.9 | 3 | 0 | 18 | 9 | 44 | 309 | 28 41.6 |
| 16) | Berry, Pit. | 74 | 3368 | 69 | 45.5 | 4 | 0 | 12 | 5 | 29 | 265 | 24 40.9 |
| 17) | Martin, Det. | 76 | 3445 | 62 | 45.3 | 7 | 0 | 13 | 5 | 29 | 130 | 31 41.8 |
| 18) | Huber, Cin. | 75 | 3394 | 63 | 45.3 | 5 | 0 | 10 | 6 | 24 | 136 | 30 42.1 |
| 19) | Colquitt, Min. | 62 | 2802 | 59 | 45.2 | 0 | 0 | 9 | 6 | 23 | 158 | 24 42.6 |
| 20) | M. Dickson, Sea. | 74 | 3341 | 63 | 45.1 | 5 | 0 | 9 | 8 | 34 | 213 | 34 40.9 |
| 21) | Haack, Mia. | 69 | 3105 | 62 | 45.0 | 2 | 0 | 12 | 6 | 29 | 229 | 23 41.1 |
| 22) | *Bailey, N.E. | 81 | 3638 | 65 | 44.9 | 6 | 0 | 12 | 17 | 28 | 175 | 36 41.3 |
| 23) | *Wishnowsky, S.F. | 52 | 2333 | 65 | 44.9 | 2 | 0 | 9 | 5 | 23 | 131 | 23 41.6 |
| 24) | O'Donnell, Chi. | 80 | 3586 | 75 | 44.8 | 2 | 1 | 13 | 4 | 35 | 247 | 26 40.7 |
| 25) | Wadman, Den. | 78 | 3464 | 64 | 44.4 | 4 | 0 | 9 | 12 | 32 | 314 | 29 39.4 |
| 26) | Sanchez, Ind. | 59 | 2619 | 60 | 44.4 | 1 | 0 | 9 | 6 | 28 | 166 | 22 41.2 |
| 27) | Colquitt, K.C. | 48 | 2126 | 68 | 44.3 | 3 | 1 | 11 | 1 | 19 | 89 | 21 40.3 |
| 28) | Scott, G.B. | 77 | 3386 | 66 | 44.0 | 4 | 0 | 10 | 12 | 26 | 233 | 29 39.9 |
| 29) | Pinion, T.B. | 57 | 2464 | 63 | 43.2 | 3 | 0 | 9 | 2 | 25 | 222 | 19 38.3 |
| 30) | Bojorquez, Buf. | 79 | 3313 | 67 | 41.9 | 7 | 1 | 13 | 15 | 18 | 157 | 34 37.7 |
| 31) | C. Jones, Dal. | 50 | 2079 | 58 | 41.6 | 2 | 1 | 9 | 3 | 18 | 154 | 18 37.0 |

NFL / LEADING PUNTERS, NET AVERAGE

| Rank | Player, Team | No | Yards | Lg | Avg | TB | Blk | Dwn | OB | Opp Ret | In | Net |
|-----------|-------------------|-----------|-------------|-----------|-------------|----------|----------|----------|-----------|-----------|------------|----------------|
| 1) | Cooke, Jac. | 75 | 3507 | 66 | 46.8 | 2 | 0 | 11 | 12 | 24 | 127 | 25 44.5 |
| 2) | Anger, Hou. | 45 | 2094 | 71 | 46.5 | 2 | 0 | 9 | 1 | 17 | 53 | 24 44.5 |
| 3) | Way, Was. | 79 | 3919 | 79 | 49.6 | 4 | 0 | 12 | 5 | 39 | 354 | 30 44.1 |
| 4) | Kern, Ten. | 78 | 3672 | 70 | 47.1 | 2 | 0 | 9 | 18 | 30 | 269 | 37 43.1 |
| 5) | Morstead, N.O. | 60 | 2770 | 64 | 46.2 | 1 | 0 | 7 | 7 | 24 | 166 | 29 43.1 |
| 6) | Colquitt, Min. | 62 | 2802 | 59 | 45.2 | 0 | 0 | 9 | 6 | 23 | 158 | 24 42.6 |
| 7) | Hekker, LA-R | 66 | 3128 | 71 | 47.4 | 5 | 1 | 10 | 14 | 23 | 190 | 22 42.4 |
| 8) | Johnston, Phi. | 71 | 3292 | 61 | 46.4 | 4 | 0 | 9 | 7 | 32 | 207 | 28 42.3 |
| 9) | Dixon, NY-G | 69 | 3178 | 62 | 46.1 | 2 | 2 | 17 | 9 | 24 | 136 | 29 42.3 |
| 10) | Huber, Cin. | 75 | 3394 | 63 | 45.3 | 5 | 0 | 10 | 6 | 24 | 136 | 30 42.1 |
| 11) | Martin, Det. | 76 | 3445 | 62 | 45.3 | 7 | 0 | 13 | 5 | 29 | 130 | 31 41.8 |
| 12) | Edwards, NY-J | 87 | 3991 | 63 | 45.9 | 3 | 0 | 18 | 9 | 44 | 309 | 28 41.6 |
| 13) | *Gillan, Cle. | 63 | 2913 | 71 | 46.2 | 5 | 1 | 12 | 8 | 20 | 151 | 28 41.6 |
| 14) | *Wishnowsky, S.F. | 52 | 2333 | 65 | 44.9 | 2 | 0 | 9 | 5 | 23 | 131 | 23 41.6 |
| 15) | *Bailey, N.E. | 81 | 3638 | 65 | 44.9 | 6 | 0 | 12 | 17 | 28 | 175 | 36 41.3 |
| 16) | Sanchez, Ind. | 59 | 2619 | 60 | 44.4 | 1 | 0 | 9 | 6 | 28 | 166 | 22 41.2 |
| 17) | Lee, Ariz | 61 | 2913 | 64 | 47.8 | 4 | 1 | 5 | 6 | 31 | 278 | 21 41.2 |
| 18) | Haack, Mia. | 69 | 3105 | 62 | 45.0 | 2 | 0 | 12 | 6 | 29 | 229 | 23 41.1 |
| 19) | M. Dickson, Sea. | 74 | 3341 | 63 | 45.1 | 5 | 0 | 9 | 8 | 34 | 213 | 34 40.9 |
| 20) | Long, LA-C | 48 | 2256 | 60 | 47.0 | 2 | 0 | 3 | 2 | 33 | 252 | 17 40.9 |
| 21) | Berry, Pit. | 74 | 3368 | 69 | 45.5 | 4 | 0 | 12 | 5 | 29 | 265 | 24 40.9 |
| 22) | O'Donnell, Chi. | 80 | 3586 | 75 | 44.8 | 2 | 1 | 13 | 4 | 35 | 247 | 26 40.7 |
| 23) | Colquitt, K.C. | 48 | 2126 | 68 | 44.3 | 3 | 1 | 11 | 1 | 19 | 89 | 21 40.3 |
| 24) | Scott, G.B. | 77 | 3386 | 66 | 44.0 | 4 | 0 | 10 | 12 | 26 | 233 | 29 39.9 |
| 25) | Koch, Bal. | 40 | 1855 | 62 | 46.4 | 4 | 1 | 5 | 6 | 15 | 143 | 21 39.8 |
| 26) | *Cole, Oak. | 67 | 3081 | 74 | 46.0 | 6 | 0 | 8 | 3 | 30 | 318 | 33 39.4 |
| 27) | Wadman, Den. | 78 | 3464 | 64 | 44.4 | 4 | 0 | 9 | 12 | 32 | 314 | 29 39.4 |
| 28) | Palardy, Car. | 75 | 3452 | 62 | 46.0 | 3 | 0 | 7 | 9 | 40 | 487 | 25 38.7 |
| 29) | Pinion, T.B. | 57 | 2464 | 63 | 43.2 | 3 | 0 | 9 | 2 | 25 | 222 | 19 38.3 |
| 30) | Bojorquez, Buf. | 79 | 3313 | 67 | 41.9 | 7 | 1 | 13 | 15 | 18 | 157 | 34 37.7 |
| 31) | C. Jones, Dal. | 50 | 2079 | 58 | 41.6 | 2 | 1 | 9 | 3 | 18 | 154 | 18 37.0 |

WEEK 17 / THROUGH SUNDAY, DECEMBER 29, 2019**NFL / PUNT RETURN LEADERS**

| Rank | Player, Team | Ret | FC | Yards | Avg | Long | TD |
|------|--------------------------|-----|----|-------|------|------|----|
| 1) | *D. Johnson, Pit. | 20 | 7 | 248 | 12.4 | 85t | 1 |
| 2) | Berrios, NY-J | 21 | 32 | 240 | 11.4 | 26 | 0 |
| 3) | Carter, Hou. | 22 | 18 | 214 | 9.7 | 23 | 0 |
| 4) | *Harris, N.O. | 36 | 11 | 338 | 9.4 | 53t | 1 |
| 5) | Cohen, Chi. | 33 | 19 | 302 | 9.2 | 71 | 0 |
| 6) | *Olszewski, N.E. | 20 | 16 | 179 | 9.0 | 22 | 0 |
| 7t) | James, S.F. | 33 | 11 | 264 | 8.0 | 32 | 0 |
| 7t) | Spencer, Den. | 26 | 29 | 208 | 8.0 | 42 | 0 |
| 9) | Roberts, Buf. | 28 | 15 | 223 | 8.0 | 22 | 0 |
| 10) | Barner, Atl. | 35 | 1 | 267 | 7.6 | 78t | 1 |
| 11) | T. Davis, G.B.-Oak.-Mia. | 22 | 21 | 145 | 6.6 | 32 | 0 |
| 12) | Erickson, Cin. | 25 | 16 | 157 | 6.3 | 17 | 0 |
| 13) | Westbrook, Jac. | 23 | 18 | 132 | 5.7 | 43 | 0 |
| 14) | D. Thomas, K.C.-Bal. | 26 | 8 | 148 | 5.7 | 20 | 0 |
| 15) | King, LA-C | 21 | 11 | 118 | 5.6 | 68t | 1 |

NFL / KICKOFF RETURN LEADERS

| Rank | Player, Team | Ret | Yards | Avg | Long | TD |
|------|--------------------------|-----|-------|------|------|----|
| 1) | Wilson, Cin. | 20 | 625 | 31.3 | 92t | 1 |
| 2) | Patterson, Chi. | 28 | 825 | 29.5 | 102t | 1 |
| 3) | *Harris, N.O. | 24 | 644 | 26.8 | 51 | 0 |
| 4) | Roberts, Buf. | 25 | 664 | 26.6 | 66 | 0 |
| 5) | *Hardman, K.C. | 27 | 704 | 26.1 | 104t | 1 |
| 6) | *S. Sims, Was. | 32 | 819 | 25.6 | 91t | 1 |
| 7) | Grant, Mia. | 23 | 578 | 25.1 | 101t | 1 |
| 8) | Latimer, NY-G | 24 | 570 | 23.8 | 50 | 0 |
| 9) | Cooper, Cin.-Ariz | 25 | 561 | 22.4 | 39 | 0 |
| 10) | Bolden, N.E. | 23 | 515 | 22.4 | 38 | 0 |
| 11) | T. Davis, G.B.-Oak.-Mia. | 23 | 506 | 22.0 | 52 | 0 |
| 12) | James, S.F. | 20 | 428 | 21.4 | 81 | 0 |

NFL / LEADERS IN INTERCEPTIONS

| Rank | Player, Team | Int | Yards | Avg | Long | TD |
|-------------|------------------------|----------|-----------|-------------|-----------|----------|
| 1t) | Gilmore, N.E. | 6 | 126 | 21.0 | 64t | 2 |
| 1t) | White, Buf. | 6 | 57 | 9.5 | 49 | 0 |
| 1t) | Harris, Min. | 6 | 42 | 7.0 | 20t | 1 |
| 4t) | Peters, LA-R-Bal. | 5 | 210 | 42.0 | 89t | 3 |
| 4t) | Fitzpatrick, Mia.-Pit. | 5 | 130 | 26.0 | 96t | 1 |
| 4t) | Leonard, Ind. | 5 | 92 | 18.4 | 80t | 1 |
| 4t) | Jenkins, NY-G-N.O. | 5 | 84 | 16.8 | 62 | 0 |
| 4t) | Byard, Ten. | 5 | 79 | 15.8 | 28 | 0 |
| 4t) | King, G.B. | 5 | 54 | 10.8 | 39 | 0 |
| 4t) | D. McCourty, N.E. | 5 | 49 | 9.8 | 24 | 0 |
| 4t) | Jackson, N.E. | 5 | 39 | 7.8 | 19 | 0 |
| 4t) | Haden, Pit. | 5 | 20 | 4.0 | 16 | 0 |
| 13t) | Phillips, Cin. | 4 | 82 | 20.5 | 28 | 0 |
| 13t) | Mathieu, K.C. | 4 | 70 | 17.5 | 35 | 0 |
| 13t) | M. Williams, N.O. | 4 | 56 | 14.0 | 55t | 1 |
| 13t) | Simmons, Den. | 4 | 30 | 7.5 | 17 | 0 |
| 13t) | Trufant, Atl. | 4 | 26 | 6.5 | 16 | 0 |
| 13t) | Schobert, Cle. | 4 | 24 | 6.0 | 20 | 0 |
| 13t) | Ryan, Ten. | 4 | 16 | 4.0 | 16 | 0 |
| 13t) | Dunbar, Was. | 4 | 6 | 1.5 | 6 | 0 |
| 21t) | E. Harris, Oak. | 3 | 145 | 48.3 | 59 | 2 |
| 21t) | Gipson, Hou. | 3 | 105 | 35.0 | 79t | 1 |
| 21t) | Diggs, Det.-Sea. | 3 | 99 | 33.0 | 55t | 1 |
| 21t) | *Murphy-Bunting, T.B. | 3 | 88 | 29.3 | 70t | 1 |
| 21t) | Collins, N.E. | 3 | 85 | 28.3 | 69t | 1 |
| 21t) | Sherman, S.F. | 3 | 65 | 21.7 | 31t | 1 |
| 21t) | Hicks, Ariz | 3 | 64 | 21.3 | 48 | 0 |
| 21t) | Kazee, Atl. | 3 | 53 | 17.7 | 22 | 0 |
| 21t) | *Thornhill, K.C. | 3 | 46 | 15.3 | 46t | 1 |
| 21t) | Fuller, Chi. | 3 | 37 | 12.3 | 29 | 0 |
| 21t) | Sendejo, Phi.-Min. | 3 | 36 | 12.0 | 21 | 0 |
| 21t) | Bates, Cin. | 3 | 33 | 11.0 | 20 | 0 |
| 21t) | D. Jackson, Car. | 3 | 25 | 8.3 | 25 | 0 |
| 21t) | Boston, Car. | 3 | 20 | 6.7 | 20 | 0 |
| 21t) | Moreau, Was. | 3 | 16 | 5.3 | 10 | 0 |
| 21t) | Humphrey, Bal. | 3 | 14 | 4.7 | 14 | 0 |
| 21t) | H. Smith, Min. | 3 | 13 | 4.3 | 13 | 0 |
| 21t) | Jenkins, LA-C | 3 | 10 | 3.3 | 8 | 0 |
| 21t) | K. Wright, Sea. | 3 | 10 | 3.3 | 11 | 0 |
| 21t) | Bradberry, Car. | 3 | 0 | 0.0 | 0 | 0 |
| 21t) | Desir, Ind. | 3 | 0 | 0.0 | 0 | 0 |
| 21t) | Flowers, Sea. | 3 | 0 | 0.0 | 0 | 0 |
| 21t) | Herndon, Jac. | 3 | 0 | 0.0 | 0 | 0 |

NFL / LEADERS IN SACKS

| Rank | Player, Team | Sacks |
|-------------|--------------------------|------------|
| 1) | Barrett, T.B. (LB) | 19.5 |
| 2) | Cha. Jones, Ariz (LB) | 19.0 |
| 3) | Jordan, N.O. (DE) | 15.5 |
| 4t) | Hunter, Min. (DE) | 14.5 |
| 4t) | Watt, Pit. (LB) | 14.5 |
| 6) | Z. Smith, G.B. (LB) | 13.5 |
| 7) | Donald, LA-R (DT) | 12.5 |
| 8) | P. Smith, G.B. (LB) | 12.0 |
| 9t) | Bosa, LA-C (DE) | 11.5 |
| 9t) | Dupree, Pit. (LB) | 11.5 |
| 9t) | Fowler, LA-R (LB) | 11.5 |
| 9t) | Quinn, Dal. (DE) | 11.5 |
| 13) | Houston, Ind. (DE) | 11.0 |
| 14) | *J. Allen, Jac. (DE) | 10.5 |
| 15t) | Armstead, S.F. (DE) | 10.0 |
| 15t) | *Crosby, Oak. (DE) | 10.0 |
| 15t) | Garrett, Cle. (DE) | 10.0 |
| 15t) | M. Golden, NY-G (LB) | 10.0 |
| 19t) | Addison, Car. (LB) | 9.5 |
| 19t) | Judon, Bal. (LB) | 9.5 |
| 19t) | J. Phillips, Buf. (DT) | 9.5 |
| 22t) | *Bosa, S.F. (DE) | 9.0 |
| 22t) | Dunlap, Cin. (DE) | 9.0 |
| 22t) | Heyward, Pit. (DE) | 9.0 |
| 22t) | Jones, K.C. (DE) | 9.0 |
| 22t) | Landry, Ten. (LB) | 9.0 |
| 27t) | B. Graham, Phi. (DE) | 8.5 |
| 27t) | Hubbard, Cin. (DE) | 8.5 |
| 27t) | Ioannidis, Was. (DE) | 8.5 |
| 27t) | Irvin, Car. (LB) | 8.5 |
| 27t) | Mack, Chi. (LB) | 8.5 |
| 27t) | Pierre-Paul, T.B. (LB) | 8.5 |
| 33t) | Beasley, Atl. (DE) | 8.0 |
| 33t) | Clark, K.C. (DE) | 8.0 |
| 33t) | Griffen, Min. (DE) | 8.0 |
| 33t) | Jenkins, NY-J (LB) | 8.0 |
| 33t) | Matthews, LA-R (LB) | 8.0 |
| 33t) | Miller, Den. (LB) | 8.0 |
| 33t) | Ngakoue, Jac. (DE) | 8.0 |
| 40t) | Buckner, S.F. (DT) | 7.5 |
| 40t) | *Burns, Car. (LB) | 7.5 |
| 40t) | Jarrett, Atl. (DT) | 7.5 |
| 40t) | Mercilus, Hou. (LB) | 7.5 |
| 44t) | Collins, N.E. (LB) | 7.0 |
| 44t) | Flowers, Det. (DE) | 7.0 |
| 44t) | Ingram, LA-C (DE) | 7.0 |
| 44t) | Kennard, Det. (LB) | 7.0 |
| 44t) | Mayowa, Oak. (DE) | 7.0 |
| 44t) | I. Odenigbo, Min. (DE) | 7.0 |
| 44t) | *Sweat, Was. (LB) | 7.0 |
| 44t) | Wolfe, Den. (DE) | 7.0 |

NFL / FUMBLE RECOVERIES

| Rank | Player, Team | TotRec | OffRec | DefRec |
|------|----------------------|--------|--------|--------|
| 1) | Wentz, Phi. | 9 | 9 | 0 |
| 2t) | Bell, N.O. | 5 | 0 | 5 |
| 2t) | Brady, N.E. | 5 | 5 | 0 |
| 2t) | Carr, Oak. | 5 | 5 | 0 |
| 2t) | R. Fitzpatrick, Mia. | 5 | 5 | 0 |
| 2t) | Watson, Hou. | 5 | 5 | 0 |
| 7t) | Allen, Buf. | 4 | 4 | 0 |
| 7t) | Buckner, S.F. | 4 | 0 | 4 |
| 7t) | *Bush, Pit. | 4 | 0 | 4 |
| 7t) | Cousins, Min. | 4 | 4 | 0 |
| 7t) | L. Jackson, Bal. | 4 | 4 | 0 |
| 7t) | Jensen, T.B. | 4 | 4 | 0 |
| 7t) | Littleton, LA-R | 4 | 0 | 4 |
| 7t) | Mayfield, Cle. | 4 | 4 | 0 |
| 7t) | Suh, T.B. | 4 | 0 | 4 |
| 7t) | Watt, Pit. | 4 | 0 | 4 |
| 7t) | *White, T.B. | 4 | 0 | 4 |

NFL / OFFENSIVE FUMBLE RECOVERIES

| Rank | Player, Team | Ret | Yards | Avg | Long | TD |
|------|----------------------|-----|-------|------|------|----|
| 1) | Wentz, Phi. | 9 | 0 | 0.0 | 0 | 0 |
| 2t) | Brady, N.E. | 5 | 0 | 0.0 | 0 | 0 |
| 2t) | Carr, Oak. | 5 | 0 | 0.0 | 0 | 0 |
| 2t) | R. Fitzpatrick, Mia. | 5 | 0 | 0.0 | 0 | 0 |
| 2t) | Watson, Hou. | 5 | 0 | 0.0 | 0 | 0 |
| 6t) | Allen, Buf. | 4 | 0 | 0.0 | 0 | 0 |
| 6t) | Cousins, Min. | 4 | 0 | 0.0 | 0 | 0 |
| 6t) | L. Jackson, Bal. | 4 | 0 | 0.0 | 0 | 0 |
| 6t) | Jensen, T.B. | 4 | 0 | 0.0 | 0 | 0 |
| 6t) | Mayfield, Cle. | 4 | 0 | 0.0 | 0 | 0 |
| 11t) | Trubisky, Chi. | 3 | 5 | 1.7 | 5 | 0 |
| 11t) | Allen, Car. | 3 | 0 | 0.0 | 0 | 0 |
| 11t) | Barner, Atl. | 3 | 0 | 0.0 | 0 | 0 |
| 11t) | Darnold, NY-J | 3 | 0 | 0.0 | 0 | 0 |
| 11t) | Feiler, Pit. | 3 | 0 | 0.0 | 0 | 0 |
| 11t) | Garoppolo, S.F. | 3 | 0 | 0.0 | 0 | 0 |
| 11t) | *Hodges, Pit. | 3 | 0 | 0.0 | 0 | 0 |
| 11t) | T. Jones, NY-G | 3 | 0 | 0.0 | 0 | 0 |
| 11t) | *K. Murray, Ariz | 3 | 0 | 0.0 | 0 | 0 |
| 11t) | Peterson, Was. | 3 | 0 | 0.0 | 0 | 0 |
| 11t) | Winston, T.B. | 3 | 0 | 0.0 | 0 | 0 |
| 11t) | *D. Jones, NY-G | 3 | -19 | -6.3 | 0 | 0 |

WEEK 17 / THROUGH SUNDAY, DECEMBER 29, 2019**NFL / DEFENSIVE FUMBLE RECOVERIES**

| Rank | Player, Team | Ret | Yards | Avg | Long | TD |
|-------------|------------------------|----------|----------|------------|----------|----------|
| 1) | Bell, N.O. | 5 | 38 | 7.6 | 33t | 1 |
| 2t) | *White, T.B. | 4 | 121 | 30.3 | 91t | 2 |
| 2t) | Suh, T.B. | 4 | 43 | 10.8 | 37t | 2 |
| 2t) | *Bush, Pit. | 4 | 20 | 5.0 | 11 | 1 |
| 2t) | Littleton, LA-R | 4 | 16 | 4.0 | 10 | 0 |
| 2t) | Buckner, S.F. | 4 | 12 | 3.0 | 12t | 1 |
| 2t) | Watt, Pit. | 4 | 0 | 0.0 | 0 | 0 |
| 8t) | Humphrey, Bal. | 3 | 91 | 30.3 | 70t | 2 |
| 8t) | Fitzpatrick, Mia.-Pit. | 3 | 79 | 26.3 | 43t | 1 |
| 8t) | Bethel, Bal.-N.E. | 3 | 0 | 0.0 | 0 | 0 |
| 8t) | Houston, Ind. | 3 | 0 | 0.0 | 0 | 0 |
| 8t) | Cha. Jones, Ariz | 3 | 0 | 0.0 | 0 | 0 |
| 8t) | Poyer, Buf. | 3 | 0 | 0.0 | 0 | 0 |
| 14t) | Breeland, K.C. | 2 | 114 | 57.0 | 100t | 1 |
| 14t) | I. Odenigbo, Min. | 2 | 56 | 28.0 | 56t | 1 |
| 14t) | Kendricks, Min. | 2 | 25 | 12.5 | 24 | 0 |
| 14t) | Cunningham, Hou. | 2 | 24 | 12.0 | 24 | 0 |
| 14t) | Van Noy, N.E. | 2 | 22 | 11.0 | 22t | 1 |
| 14t) | Wilson, Det. | 2 | 14 | 7.0 | 14 | 0 |
| 14t) | Kennard, Det. | 2 | 13 | 6.5 | 13t | 1 |
| 14t) | Vigil, Cin. | 2 | 13 | 6.5 | 7 | 0 |
| 14t) | Clowney, Sea. | 2 | 10 | 5.0 | 10t | 1 |
| 14t) | T. Murphy, Buf. | 2 | 8 | 4.0 | 5 | 0 |
| 14t) | *Bosa, S.F. | 2 | 6 | 3.0 | 6 | 0 |
| 14t) | Ansah, Sea. | 2 | 5 | 2.5 | 3 | 0 |
| 14t) | Woods, Sea. | 2 | 5 | 2.5 | 5 | 0 |
| 14t) | B. Graham, Phi. | 2 | 4 | 2.0 | 4 | 0 |
| 14t) | N. Williams, Chi. | 2 | 4 | 2.0 | 4 | 0 |
| 14t) | Robinson, Det. | 2 | 3 | 1.5 | 3 | 0 |
| 14t) | Ward, Ind.-Bal. | 2 | 2 | 1.0 | 2 | 0 |
| 14t) | Clinton-Dix, Chi. | 2 | 1 | 0.5 | 1 | 0 |
| 14t) | McKinney, Hou. | 2 | 1 | 0.5 | 1 | 0 |
| 14t) | Anderson, Was. | 2 | 0 | 0.0 | 0 | 0 |
| 14t) | Bethea, NY-G | 2 | 0 | 0.0 | 0 | 0 |
| 14t) | Casey, Ten. | 2 | 0 | 0.0 | 0 | 0 |
| 14t) | Dupree, Pit. | 2 | 0 | 0.0 | 0 | 0 |
| 14t) | Ebukam, LA-R | 2 | 0 | 0.0 | 0 | 0 |
| 14t) | Guy, N.E. | 2 | 0 | 0.0 | 0 | 0 |
| 14t) | Hurst, Oak. | 2 | 0 | 0.0 | 0 | 0 |
| 14t) | Jewell, Den. | 2 | 0 | 0.0 | 0 | 0 |
| 14t) | Landry, Ten. | 2 | 0 | 0.0 | 0 | 0 |
| 14t) | Lawrence, Dal. | 2 | 0 | 0.0 | 0 | 0 |
| 14t) | Nicholson, Was. | 2 | 0 | 0.0 | 0 | 0 |
| 14t) | Reid, Car. | 2 | 0 | 0.0 | 0 | 0 |
| 14t) | H. Smith, Min. | 2 | 0 | 0.0 | 0 | 0 |
| 14t) | Tartt, S.F. | 2 | 0 | 0.0 | 0 | 0 |
| 14t) | Watt, Hou. | 2 | 0 | 0.0 | 0 | 0 |
| 14t) | Tr. Williams, G.B. | 2 | 0 | 0.0 | 0 | 0 |

WEEK 17 / THROUGH SUNDAY, DECEMBER 29, 2019

Team/Offense Rank (Within League)

| BAL | BUF | CIN | CLE | DEN | HOU | IND | JAX | KC | LAC | MIA | NE | NYJ | OAK | PIT | TEN | | ARI | ATL | CAR | CHI | DAL | DET | GB | LAR | MIN | NO | NYG | PHI | SF | SEA | TB | WAS |
|-----|-----|-----|-----|-----|-----|-----|-----|----|-----|-----|----|-----|-----|-----|-----|--------|-----|-----|-----|-----|-----|-----|-----|-----|-----|-----|-----|-----|----|-----|----|-----|
| 2 | 24 | 26 | 22 | 28 | 13 | 25 | 20 | 6 | 10 | 27 | 15 | 32 | 11 | 30 | 12 | TYds/G | 21 | 5 | 19 | 29 | 1 | 17 | 18 | 7 | 16 | 9 | 23 | 14 | 4 | 8 | 3 | 31 |
| 3 | 22 | 28 | 14 | 26 | 12 | 24 | 19 | 2 | 7 | 29 | 23 | 32 | 8 | 30 | 4 | TYds/P | 16 | 15 | 25 | 31 | 1 | 17 | 18 | 13 | 10 | 6 | 20 | 21 | 5 | 11 | 9 | 27 |
| 1 | 8 | 25 | 12 | 20 | 9 | 7 | 17 | 23 | 28 | 32 | 18 | 31 | 13 | 29 | 3 | RYds/G | 10 | 30 | 14 | 27 | 5 | 21 | 15 | 26 | 6 | 16 | 19 | 11 | 2 | 4 | 24 | 22 |
| 1 | 14 | 24 | 4 | 21 | 8 | 11 | 15 | 20 | 23 | 31 | 25 | 32 | 17 | 30 | 3 | RshAvg | 2 | 26 | 6 | 29 | 5 | 22 | 16 | 27 | 12 | 18 | 7 | 19 | 9 | 10 | 28 | 13 |
| 27 | 26 | 19 | 22 | 28 | 15 | 30 | 16 | 5 | 6 | 12 | 8 | 29 | 9 | 31 | 21 | PsYd/G | 24 | 3 | 20 | 25 | 2 | 10 | 17 | 4 | 23 | 7 | 18 | 11 | 13 | 14 | 1 | 32 |
| 10 | 21 | 27t | 17 | 24 | 13 | 25 | 19 | 2 | 8 | 26 | 18 | 29 | 6 | 27t | 7 | PasAvg | 22 | 14 | 31 | 32 | 1 | 15 | 16 | 11 | 5 | 9 | 23 | 20 | 3 | 12 | 4 | 30 |
| 11 | 18 | 19 | 31 | 14 | 20 | 13 | 6 | 2 | 29 | 26 | 7 | 27 | 8 | 30 | 10 | %HdInt | 16 | 17 | 28 | 15 | 12 | 21 | 1 | 22 | 9 | 3 | 25 | 5 | 24 | 4 | 32 | 23 |
| 13 | 23 | 22 | 20 | 24 | 27 | 10 | 15 | 4 | 7 | 29 | 5 | 30 | 6 | 11 | 32 | Sac/PP | 25 | 16 | 26 | 21 | 2 | 18 | 12 | 1 | 8 | 3 | 14 | 9 | 19 | 28 | 17 | 31 |
| 1 | 20t | 24 | 26 | 29 | 9 | 12 | 27 | 6 | 7 | 18t | 13 | 31 | 18t | 30 | 17 | 1D/Gm | 20t | 2 | 15 | 28 | 3 | 23 | 16 | 10 | 20t | 8 | 25 | 4 | 14 | 11 | 5 | 32 |
| 2t | 24 | 22 | 20 | 30 | 8 | 12 | 26 | 1 | 6 | 28 | 17 | 31 | 7 | 27 | 18 | 3D Eff | 21 | 11 | 29 | 25 | 2t | 14 | 23 | 15 | 9 | 10 | 19 | 4 | 5 | 16 | 13 | 32 |
| 1 | 20 | 13t | 23 | 2 | 12 | 6t | 17 | 5 | 9 | 18 | 24 | 27 | 8 | 32 | 30 | 4D Eff | 3 | 4 | 13t | 28t | 21 | 25t | 13t | 31 | 10 | 25t | 19 | 28t | 6t | 13t | 11 | 22 |
| 8 | 14 | 27 | 16 | 12 | 5 | 1 | 30 | 19 | 28 | 22 | 9 | 2 | 17 | 3 | 13 | PR Avg | 18 | 15 | 20 | 7 | 26 | 11 | 31 | 23 | 21 | 6 | 4 | 25 | 10 | 24 | 29 | 32 |
| 30 | 5 | 2 | 20 | 3 | 19 | 13 | 8 | 6 | 26 | 18 | 17 | 22 | 11 | 31 | 23 | KR Avg | 24 | 12 | 21 | 1 | 32 | 7 | 25 | 15 | 16 | 9 | 10 | 14 | 27 | 29 | 28 | 4 |
| 17 | 31 | 16 | 14 | 24 | 12 | 25 | 5 | 28 | 3 | 20 | 21 | 11 | 10 | 13 | 2 | GPntAv | 4 | 30 | 9 | 26 | 32 | 15 | 27 | 6 | 18 | 8 | 23 | 7 | 22 | 19 | 29 | 1 |
| 25 | 31 | 10 | 14 | 27 | 3 | 17 | 1 | 23 | 20 | 18 | 16 | 12 | 26 | 21 | 4 | NPntAv | 15 | 30 | 28 | 22 | 32 | 11 | 24 | 7 | 6 | 5 | 9 | 8 | 13 | 19 | 29 | 2 |
| 1 | 23 | 30 | 22 | 28 | 14 | 16t | 26 | 5 | 21 | 25 | 7 | 31 | 24 | 27 | 10 | Pts/Gm | 16t | 13 | 20 | 29 | 6 | 18t | 15 | 11 | 8 | 3t | 18t | 12 | 2 | 9 | 3t | 32 |
| 2 | 20 | 9 | 10 | 11 | 17t | 29 | 1 | 6 | 25 | 24 | 19 | 31 | 27 | 3 | 32 | FG% | 8 | 17t | 21 | 15t | 26 | 13 | 5 | 28 | 4 | 7 | 30 | 12 | 23 | 15t | 22 | 14 |

Opponent/Defense Rank (Within League)

| BAL | BUF | CIN | CLE | DEN | HOU | IND | JAX | KC | LAC | MIA | NE | NYJ | OAK | PIT | TEN | | ARI | ATL | CAR | CHI | DAL | DET | GB | LAR | MIN | NO | NYG | PHI | SF | SEA | TB | WAS |
|-----|-----|-----|-----|-----|-----|-----|-----|-----|-----|-----|----|-----|-----|-----|-----|--------|-----|-----|-----|-----|-----|-----|-----|-----|-----|----|-----|-----|----|-----|----|-----|
| 4 | 3 | 29 | 22 | 12 | 28 | 16 | 24 | 17 | 6 | 30 | 1 | 7 | 19 | 5 | 21 | TYds/G | 32 | 20 | 23 | 8 | 9 | 31 | 18 | 13 | 14 | 11 | 25 | 10 | 2 | 26 | 15 | 27 |
| 11 | 4 | 32 | 21 | 14 | 31 | 18 | 28 | 13 | 15 | 30 | 1 | 5 | 26 | 3 | 16 | TYds/P | 27 | 24 | 23 | 6 | 9 | 25 | 19 | 8 | 10 | 12 | 20 | 17 | 2 | 29 | 7 | 22 |
| 5 | 10 | 32 | 30 | 16 | 25 | 7 | 28 | 26 | 18 | 27 | 6 | 2 | 8 | 14 | 12 | RYds/G | 24 | 15 | 29 | 9 | 11 | 21 | 23 | 19 | 13 | 4 | 20 | 3 | 17 | 22 | 1 | 31 |
| 21 | 18 | 25 | 30 | 13 | 27 | 12 | 31 | 29 | 15 | 22 | 14 | 2 | 5 | 3 | 7 | RshAvg | 20 | 16 | 32 | 6 | 8 | 10 | 24 | 9 | 19 | 17 | 4 | 11 | 23 | 28 | 1 | 26 |
| 6 | 4 | 21 | 7 | 11 | 29 | 23 | 16 | 8 | 5 | 26 | 2 | 17 | 25 | 3 | 24 | PsYd/G | 31 | 22 | 13 | 9 | 10 | 32 | 14 | 12 | 15 | 20 | 28 | 19 | 1 | 27 | 30 | 18 |
| 6 | 3 | 31 | 17 | 15 | 25 | 22 | 23 | 5 | 20 | 32 | 2 | 13 | 30 | 4 | 19 | PasAvg | 27 | 26 | 14 | 9 | 8 | 28 | 18 | 11 | 7 | 10 | 29 | 16 | 1 | 24 | 12 | 21 |
| 12 | 10 | 19 | 6 | 25 | 22 | 8 | 23 | 5 | 14 | 13 | 1 | 21 | 29 | 2 | 15 | %HdInt | 31 | 18 | 9 | 28 | 30 | 32 | 3 | 16 | 4 | 20 | 27 | 24 | 17 | 7 | 26 | 11 |
| 20 | 10 | 24 | 15 | 14 | 28 | 16 | 4 | 11 | 23 | 32 | 6 | 26 | 25 | 1 | 17 | Sac/PP | 21 | 29 | 2 | 27 | 19 | 31 | 13 | 5 | 9 | 8 | 22 | 12 | 3 | 30 | 18 | 7 |
| 2 | 6 | 17 | 25 | 9 | 26t | 13 | 21 | 23t | 3t | 30 | 1 | 7 | 23t | 8 | 20 | 1D/Gm | 32 | 18 | 29 | 10 | 16 | 31 | 11 | 14t | 14t | 12 | 22 | 5 | 3t | 26t | 19 | 28 |
| 11 | 7 | 25 | 14 | 13 | 31 | 27 | 23 | 12 | 29 | 24 | 1 | 17 | 26 | 9t | 8 | 3D Eff | 30 | 21t | 21t | 9t | 2t | 28 | 15 | 18 | 19 | 6 | 20 | 4 | 2t | 16 | 5 | 32 |
| 4 | 7 | 19 | 5 | 16 | 10 | 9 | 13t | 20 | 28t | 28t | 6 | 2 | 32 | 17 | 8 | 4D Eff | 1 | 26 | 31 | 22 | 13t | 15 | 12 | 24t | 21 | 11 | 23 | 27 | 3 | 24t | 18 | 30 |
| 29 | 23 | 5t | 17 | 30 | 1 | 8 | 4 | 3 | 18 | 19 | 9 | 15 | 31 | 28 | 26 | PR Avg | 20 | 14 | 32 | 16 | 22 | 2 | 25 | 21 | 12 | 13 | 5t | 11 | 7 | 10 | 24 | 27 |
| 11 | 18 | 10 | 5 | 29 | 2 | 25 | 13 | 4 | 23 | 31 | 9 | 3 | 8 | 12 | 20 | KR Avg | 7 | 16 | 6 | 26 | 19 | 24 | 22 | 32 | 27 | 30 | 1 | 21 | 14 | 15 | 17 | 28 |
| 27 | 12 | 10 | 18 | 26 | 31 | 24 | 17 | 6 | 9 | 13 | 1 | 3 | 29 | 22 | 25 | GPntAv | 4 | 28 | 19 | 20 | 23 | 16 | 8 | 7 | 21 | 2 | 14 | 11 | 32 | 15 | 30 | 5 |
| 26 | 11 | 10 | 18 | 20 | 30 | 2 | 23 | 5 | 17 | 15 | 4 | 3 | 28 | 7 | 29 | NPntAv | 8 | 24 | 19 | 9 | 31 | 13 | 21 | 16 | 25 | 1 | 6 | 14 | 27 | 22 | 32 | 12 |
| 3 | 2 | 25 | 20 | 10 | 19 | 18 | 21 | 7 | 14 | 32 | 1 | 16 | 24 | 5t | 12 | Pts/Gm | 28 | 23 | 31 | 4 | 11 | 26 | 9 | 17 | 5t | 13 | 30 | 15 | 8 | 22 | 29 | 27 |
| 25 | 1 | 28t | 4 | 26 | 13t | 32 | 16 | 13t | 2 | 17 | 30 | 18 | 6 | 12 | 8 | FG% | 20t | 28t | 7 | 5 | 15 | 10 | 20t | 11 | 27 | 31 | 9 | 23 | 22 | 3 | 24 | 19 |

| | | | | | | | | | | | | | | | | | | | | | | | | | | | | | |
|--------------------|--|----------------|--|--------|--|-----------------|--|---------------------|--|-----------|--|-----|--|----|--|--|--|--|--|---------------------|--|--|--|--|--|--|--|--|--|
| WON 14, LOST 2 | | | | | | | | | | * RUSHING | | | | | | | | | | No. Yds Avg Long TD | | | | | | | | | |
| 09/08 W 59-10 | | at Miami | | 65,012 | | L. Jackson | | 176 1206 | | 6.9 | | 47t | | 7 | | | | | | | | | | | | | | | |
| 09/15 W 23-17 | | Arizona | | 70,126 | | Ingram | | 202 1018 | | 5.0 | | 53 | | 10 | | | | | | | | | | | | | | | |
| 09/22 L 28-33 | | at Kansas City | | 73,390 | | Edwards | | 133 711 | | 5.3 | | 63t | | 2 | | | | | | | | | | | | | | | |
| 09/29 L 25-40 | | Cleveland | | 70,686 | | Hill | | 58 225 | | 3.9 | | 18t | | 2 | | | | | | | | | | | | | | | |
| 10/06 W 26-23 OT | | at Pittsburgh | | 64,037 | | Griffin III | | 20 70 | | 3.5 | | 16 | | 0 | | | | | | | | | | | | | | | |
| 10/13 W 23-17 | | Cincinnati | | 70,051 | | Levine | | 2 62 | | 31.0 | | 60 | | 0 | | | | | | | | | | | | | | | |
| 10/20 W 30-16 | | at Seattle | | 69,012 | | D. Thomas LG | | 2 5 | | 2.5 | | 4 | | 0 | | | | | | | | | | | | | | | |
| 11/03 W 37-20 | | New England | | 71,157 | | D. Thomas TM | | 1 1 | | 1.0 | | 1 | | 0 | | | | | | | | | | | | | | | |
| 11/10 W 49-13 | | at Cincinnati | | 45,918 | | Snead | | 2 2 | | 1.0 | | 2 | | 0 | | | | | | | | | | | | | | | |
| 11/17 W 41- 7 | | Houston | | 70,731 | | McSorley | | 1 1 | | 1.0 | | 1 | | 0 | | | | | | | | | | | | | | | |
| 11/25 W 45- 6 | | at L.A. Rams | | 72,409 | | C. Moore | | 1 0 | | 0.0 | | 0 | | 0 | | | | | | | | | | | | | | | |
| 12/01 W 20-17 | | San Francisco | | 71,029 | | TEAM | | 596 3296 | | 5.5 | | 63t | | 21 | | | | | | | | | | | | | | | |
| 12/08 W 24-17 | | at Buffalo | | 69,134 | | OPPONENTS | | 340 1494 | | 4.4 | | 88t | | 12 | | | | | | | | | | | | | | | |
| 12/12 W 42-21 | | N.Y. Jets | | 70,545 | | * RECEIVING | | No. Yds Avg Long TD | | | | | | | | | | | | | | | | | | | | | |
| 12/22 W 31-15 | | at Cleveland | | 67,431 | | Andrews | | 64 852 | | 13.3 | | 51 | | 10 | | | | | | | | | | | | | | | |
| 12/29 W 28-10 | | Pittsburgh | | 70,695 | | M. Brown | | 46 584 | | 12.7 | | 83t | | 7 | | | | | | | | | | | | | | | |
| | | Balt. | | Opp. | | Snead | | 31 339 | | 10.9 | | 50t | | 5 | | | | | | | | | | | | | | | |
| TOTAL FIRST DOWNS | | 386 | | 276 | | Boyle | | 31 321 | | 10.4 | | 35 | | 2 | | | | | | | | | | | | | | | |
| Rushing | | 188 | | 74 | | H. Hurst | | 30 349 | | 11.6 | | 61t | | 2 | | | | | | | | | | | | | | | |
| Passing | | 171 | | 163 | | Ingram | | 26 247 | | 9.5 | | 25t | | 5 | | | | | | | | | | | | | | | |
| Penalty | | 27 | | 39 | | Roberts | | 21 271 | | 12.9 | | 33t | | 2 | | | | | | | | | | | | | | | |
| 3rd Down: Made/Att | | 88/187 | | 72/194 | | Boykin | | 13 198 | | 15.2 | | 50 | | 3 | | | | | | | | | | | | | | | |
| 3rd Down Pct. | | 47.1 | | 37.1 | | Hill | | 8 70 | | 8.8 | | 14 | | 0 | | | | | | | | | | | | | | | |
| 4th Down: Made/Att | | 17/24 | | 6/18 | | Ricard | | 8 47 | | 5.9 | | 10 | | 1 | | | | | | | | | | | | | | | |
| 4th Down Pct. | | 70.8 | | 33.3 | | Edwards | | 7 45 | | 6.4 | | 10 | | 0 | | | | | | | | | | | | | | | |
| POSSESSION AVG. | | 34:37 | | 25:23 | | C. Moore | | 3 21 | | 7.0 | | 13 | | 0 | | | | | | | | | | | | | | | |
| TOTAL NET YARDS | | 6521 | | 4809 | | Scott | | 1 6 | | 6.0 | | 6 | | 0 | | | | | | | | | | | | | | | |
| Avg. Per Game | | 407.6 | | 300.6 | | D. Thomas LG | | 1 6 | | 6.0 | | 6 | | 0 | | | | | | | | | | | | | | | |
| Total Plays | | 1064 | | 921 | | TEAM | | 289 3350 | | 11.6 | | 83t | | 37 | | | | | | | | | | | | | | | |
| Avg. Per Play | | 6.1 | | 5.2 | | OPPONENTS | | 318 3583 | | 11.3 | | 83t | | 15 | | | | | | | | | | | | | | | |
| NET YARDS RUSHING | | 3296 | | 1494 | | * INTERCEPTIONS | | No. Yds Avg Long TD | | | | | | | | | | | | | | | | | | | | | |
| Avg. Per Game | | 206.0 | | 93.4 | | Peters LG | | 5 210 | | 42.0 | | 89t | | 3 | | | | | | | | | | | | | | | |
| Total Rushes | | | | | | | | | | | | | | | | | | | | | | | | | | | | | |

WON 10, LOST 6 * RUSHING

| | | | | | | | | | | | | | | | | | | | | | | | | |
|---|--|-------|-----|------|---------|---------|-----------------|---|-------------------|-----------|------|-----------|--------|-------|------|----|---|--|--|-----|-----|-----|------|----|
| WON 10, LOST 6 | | | | | | | | | | * RUSHING | | | | | | | | | | No. | Yds | Avg | Long | TD |
| 09/08 W 17-16 | at N.Y. Jets | | | | | 78,523 | Singletary | | | 151 | 775 | 5.1 | 38 | 2 | | | | | | | | | | |
| 09/15 W 28-14 | at N.Y. Giants | | | | | 74,569 | Gore | | | 166 | 599 | 3.6 | 41 | 2 | | | | | | | | | | |
| 09/22 W 21-17 | Cincinnati | | | | | 69,448 | Allen | | | 109 | 510 | 4.7 | 36 | 9 | | | | | | | | | | |
| 09/29 L 10-16 | New England | | | | | 70,317 | Yeldon | | | 17 | 63 | 3.7 | 12 | 0 | | | | | | | | | | |
| 10/06 W 14- 7 | at Tennessee | | | | | 66,910 | McKenzie | | | 8 | 49 | 6.1 | 16 | 0 | | | | | | | | | | |
| 10/20 W 31-21 | Miami | | | | | 68,340 | Foster | | | 2 | 29 | 14.5 | 22 | 0 | | | | | | | | | | |
| 10/27 L 13-31 | Philadelphia | | | | | 69,435 | Knox | | | 1 | 9 | 9.0 | 9 | 0 | | | | | | | | | | |
| 11/03 W 24- 9 | Washington | | | | | 67,685 | Brown | | | 2 | 7 | 3.5 | 4 | 0 | | | | | | | | | | |
| 11/10 L 16-19 | at Cleveland | | | | | 67,431 | DiMarco | | | 3 | 7 | 2.3 | 4 | 0 | | | | | | | | | | |
| 11/17 W 37-20 | at Miami | | | | | 64,187 | Roberts | | | 1 | 7 | 7.0 | 7 | 0 | | | | | | | | | | |
| 11/24 W 20- 3 | Denver | | | | | 67,338 | Perry | | | 3 | 3 | 1.0 | 6 | 0 | | | | | | | | | | |
| 11/28 W 26-15 | at Dallas | | | | | 90,445 | Barkley | | | 2 | -4 | -2.0 | 0 | 0 | | | | | | | | | | |
| 12/08 L 17-24 | Baltimore | | | | | 69,134 | TEAM | | | 465 | 2054 | 4.4 | 41 | 13 | | | | | | | | | | |
| 12/15 W 17-10 | at Pittsburgh | | | | | 64,694 | OPPONENTS | | | 388 | 1649 | 4.3 | 65t | 12 | | | | | | | | | | |
| 12/21 L 17-24 | at New England | | | | | 65,878 | * RECEIVING | | | No. | Yds | Avg | Long | TD | | | | | | | | | | |
| 12/29 L 6-13 | N.Y. Jets | | | | | 69,016 | Brown | | | 72 | 1060 | 14.7 | 53t | 6 | | | | | | | | | | |
| | Buff. | | | | Opp. | | Beasley | | | 67 | 778 | 11.6 | 51 | 6 | | | | | | | | | | |
| TOTAL FIRST DOWNS | | 314 | | | | 295 | Singletary | | | 29 | 194 | 6.7 | 49 | 2 | | | | | | | | | | |
| Rushing | | 120 | | | | 93 | Knox | | | 28 | 388 | 13.9 | 49 | 2 | | | | | | | | | | |
| Passing | | 162 | | | | 169 | McKenzie | | | 27 | 254 | 9.4 | 46 | 1 | | | | | | | | | | |
| Penalty | | 32 | | | | 33 | Yeldon | | | 13 | 124 | 9.5 | 23 | 0 | | | | | | | | | | |
| 3rd Down: Made/Att | 76/212 | | | | 76/212 | | Gore | | | 13 | 100 | 7.7 | 18 | 0 | | | | | | | | | | |
| 3rd Down Pct. | | 35.8 | | | | 35.8 | Williams | | | 12 | 166 | 13.8 | 41 | 1 | | | | | | | | | | |
| 4th Down: Made/Att | 8/18 | | | | 8/21 | | Sweeney | | | 8 | 114 | 14.3 | 29 | 0 | | | | | | | | | | |
| 4th Down Pct. | | 44.4 | | | | 38.1 | Jones | TM | | 7 | 69 | 9.9 | 23 | 0 | | | | | | | | | | |
| POSSESSION AVG. | | 29:59 | | | | 30:01 | Kroft | | | 6 | 71 | 11.8 | 20 | 1 | | | | | | | | | | |
| TOTAL NET YARDS | | 5283 | | | | 4772 | DiMarco | | | 5 | 41 | 8.2 | 27 | 0 | | | | | | | | | | |
| Avg. Per Game | | 330.2 | | | | 298.3 | Smith | | | 4 | 31 | 7.8 | 9 | 1 | | | | | | | | | | |
| Total Plays | | 1018 | | | | 985 | Foster | | | 3 | 64 | 21.3 | 24 | 0 | | | | | | | | | | |
| Avg. Per Play | | 5.2 | | | | 4.8 | Roberts | | | 3 | 20 | 6.7 | 7 | 0 | | | | | | | | | | |
| NET YARDS RUSHING | | 2054 | | | | 1649 | Dawkins | | | 1 | 1 | 1.0 | 1t | 1 | | | | | | | | | | |
| Avg. Per Game | | 128.4 | | | | 103.1 | Perry | | | 1 | 1 | 1.0 | 1 | 0 | | | | | | | | | | |
| Total Rushes | | 465 | | | | 388 | TEAM | | | 299 | 3476 | 11.6 | 53t | 21 | | | | | | | | | | |
| NET YARDS PASSING | | 3229 | | | | 3123 | OPPONENTS | | | 348 | 3421 | 9.8 | 61t | 15 | | | | | | | | | | |
| Avg. Per Game | | 201.8 | | | | 195.2 | * INTERCEPTIONS | | | No. | Yds | Avg | Long | TD | | | | | | | | | | |
| Sacked/Yards Lost | 40/247 | | | | 44/298 | | White | | | 6 | 57 | 9.5 | 49 | 0 | | | | | | | | | | |
| Gross Yards | 3476 | | | | 3421 | | Wallace | | | 2 | 2 | 1.0 | 2 | 0 | | | | | | | | | | |
| Att./Completions | 513/299 | | | | 553/348 | | Poyer | | | 2 | 0 | 0.0 | 0 | 0 | | | | | | | | | | |
| Completion Pct. | 58.3 | | | | 62.9 | | Edmunds | | | 1 | 0 | 0.0 | 0 | 0 | | | | | | | | | | |
| Had Intercepted | 12 | | | | 14 | | Hyde | | | 1 | 0 | 0.0 | 0 | 0 | | | | | | | | | | |
| PUNTS/AVERAGE | 80/41.4 | | | | 84/44.7 | | Lotulelei | | | 1 | 0 | 0.0 | 0 | 0 | | | | | | | | | | |
| NET PUNTING AVG. | 80/37.7 | | | | 84/40.8 | | T. Murphy | | | 1 | 0 | 0.0 | 0 | 0 | | | | | | | | | | |
| PENALTIES/YARDS | 117/927 | | | | 94/815 | | TEAM | | | 14 | 59 | 4.2 | 49 | 0 | | | | | | | | | | |
| FUMBLES/BALL LOST | 23/7 | | | | 24/9 | | OPPONENTS | | | 12 | 159 | 13.3 | 33 | 1 | | | | | | | | | | |
| TOUCHDOWNS | 35 | | | | 30 | | * PUNTING | | | No. | Yds | Avg | Net | TB | In | Lg | B | | | | | | | |
| Rushing | 13 | | | | 12 | | Bojorquez | | | 79 | 3313 | 41.9 | 37.7 | 7 | 34 | 67 | 1 | | | | | | | |
| Passing | 21 | | | | 15 | | TEAM | | | 80 | 3313 | 41.4 | 37.7 | 7 | 34 | 67 | 1 | | | | | | | |
| Returns | 1 | | | | 3 | | OPPONENTS | | | 84 | 3751 | 44.7 | 40.8 | 4 | 27 | 63 | 0 | | | | | | | |
| * SCORE BY PERIODS | Q1 | Q2 | Q3 | Q4 | OT | PTS | * PUNT RETURNS | | | Ret | FC | Yds | Avg | Long | TD | | | | | | | | | |
| TEAM | 43 | 107 | 55 | 109 | 0 | 314 | Roberts | | | 28 | 15 | 223 | 8.0 | 22 | 0 | | | | | | | | | |
| OPPONENTS | 52 | 61 | 66 | 80 | 0 | 259 | McCloud | LG | | 10 | 7 | 82 | 8.2 | 39 | 0 | | | | | | | | | |
| * SCORING | TD-Ru-Pa-Rt | K-PAT | | | FG | S | PTS | Hyde | | 3 | 5 | 16 | 5.3 | 10 | 0 | | | | | | | | | |
| Hauschka | 0 | 0 | 0 | 0 | 30/32 | 22/28 | 0 | 96 | McKenzie | | 1 | 1 | 4 | 4.0 | 4 | 0 | | | | | | | | |
| Allen | 9 | 9 | 0 | 0 | | | 0 | 56 | TEAM | | 32 | 21 | 243 | 7.6 | 22 | 0 | | | | | | | | |
| Beasley | 6 | 0 | 6 | 0 | | | 0 | 40 | OPPONENTS | | 18 | 26 | 157 | 8.7 | 60 | 0 | | | | | | | | |
| Brown | 6 | 0 | 6 | 0 | | | 0 | 36 | * KICKOFF RETURNS | | No. | Yds | Avg | Long | TD | | | | | | | | | |
| Singletary | 4 | 2 | 2 | 0 | | | 0 | 24 | Roberts | | 25 | 664 | 26.6 | 66 | 0 | | | | | | | | | |
| Gore | 2 | 2 | 0 | 0 | | | 0 | 12 | McCloud | LG | 8 | 174 | 21.8 | 31 | 0 | | | | | | | | | |
| Knox | 2 | 0 | 2 | 0 | | | 0 | 12 | McKenzie | | 3 | 65 | 21.7 | 24 | 0 | | | | | | | | | |
| Dawkins | 1 | 0 | 1 | 0 | | | 0 | 6 | Hyde | | 2 | 47 | 23.5 | 45t | 1 | | | | | | | | | |
| Hyde | 1 | 0 | 0 | 1 | | | 0 | 6 | DiMarco | | 1 | 24 | 24.0 | 24 | 0 | | | | | | | | | |
| Kroft | 1 | 0 | 1 | 0 | | | 0 | 6 | Perry | | 1 | 2 | 2.0 | 2 | 0 | | | | | | | | | |
| McKenzie | 1 | 0 | 1 | 0 | | | 0 | 6 | TEAM | | 32 | 802 | 25.1 | 66 | 1 | | | | | | | | | |
| Smith | 1 | 0 | 1 | 0 | | | 0 | 6 | OPPONENTS | | 30 | 691 | 23.0 | 101t | 1 | | | | | | | | | |
| Williams | 1 | 0 | 1 | 0 | | | 0 | 6 | * FIELD GOALS | | 1-19 | 20-29 | 30-39 | 40-49 | 50+ | | | | | | | | | |
| Edmunds | 0 | 0 | 0 | 0 | | | 1 | 2 | Hauschka | | 0/ 0 | 5/ 5 | 7/ 8 | 9/10 | 1/ 5 | | | | | | | | | |
| TEAM | 35 | 13 | 21 | 1 | 30/32 | 22/28 | 1 | 314 | TEAM | | 0/ 0 | 5/ 5 | 7/ 8 | 9/10 | 1/ 5 | | | | | | | | | |
| OPPONENTS | 30 | 12 | 15 | 3 | 21/25 | 16/26 | 1 | 259 | OPPONENTS | | 0/ 0 | 4/ 4 | 6/10 | 5/ 8 | 1/ 4 | | | | | | | | | |
| 2-Pt Conv: | Beasley 2, Allen, TM 3-3, | | | | | | | Hauschka: (43G)() (34G,45G,62N) (46G,49N)() (39G,43G,45G) (53N) (42G) (34N,53N) (51G,34G,21G) (39G,23G) (50N,41G,26G) (36G,47G,48G) (36G) (35G) (28G,29G) | | | | | | | | | | | | | | | | |
| SACKS: | J. Phillips 9.5, Lawson 6.5, T. Murphy 5, Oliver 5, Hughes 4.5, L. Alexander 2, Lotulelei 2, Edmunds 1.5, Milano 1.5, D. Johnson 1, K. Johnson 1, Ta. Johnson 1, Liuget LG 1, Liuget TM 1, Poyer 1, White 1, H. Phillips 0.5, TM 44, | | | | | | | OPP: (45N) (48N) (43G) (23G) (50N,36N,33B,53N)() (37G) (29G,33G,39G) (27G,47G)() (45G) (35B,47N) (36G) (49G) (36G,51G,20G) (51N,30G,34N,47G) | | | | | | | | | | | | | | | | |
| Barkley 3/1, McCloud(LG) 3/1, Roberts 1/0, Yeldon 1/1 | | | | | | | | | | | | | | | | | | | | | | | | |
| * PASSING | | Att | Cmp | Yds | Cmp% | Yds/Att | TD | TD% | Int | Int% | Long | Sack/Lost | Rating | | | | | | | | | | | |
| Allen | | 461 | 271 | 3089 | 58.8 | 6.70 | 20 | 4.3 | 9 | 2.0 | 53t | 38/ 237 | 85.3 | | | | | | | | | | | |
| Barkley | | 51 | 27 | 359 | 52.9 | 7.04 | 0 | 0.0 | 3 | 5.9 | 41 | 2/ 10 | 51.0 | | | | | | | | | | | |
| Brown | | 1 | 1 | 28 | 100.0 | 28.00 | 1 | 100.0 | 0 | 0.0 | 28t | 0/ 0 | 158.3 | | | | | | | | | | | |
| TEAM | | 513 | 299 | 3476 | 58.3 | 6.78 | 21 | 4.1 | 12 | 2.3 | 53t | 40/ 247 | 82.8 | | | | | | | | | | | |
| OPPONENTS | | 553 | 348 | 3421 | 62.9 | 6.19 | 15 | 2.7 | 14 | 2.5 | 61t | 44/ 298 | 78.8 | | | | | | | | | | | |

| | | | | | | | | | | | | | | | | | | | | | | | | | | | | | |
|--------------------|--|---------------|--|--------|--|-----------------|--|-----|--|-----------|--|------|--|------|--|----|--|--|--|-----|--|-----|--|-----|--|------|--|----|--|
| WON 2, LOST 14 | | | | | | | | | | * RUSHING | | | | | | | | | | No. | | Yds | | Avg | | Long | | TD | |
| 09/08 L 20-21 | | at Seattle | | 68,710 | | Mixon | | 278 | | 1137 | | 4.1 | | 41 | | 5 | | | | | | | | | | | | | |
| 09/15 L 17-41 | | San Francisco | | 50,666 | | Bernard | | 53 | | 170 | | 3.2 | | 25 | | 0 | | | | | | | | | | | | | |
| 09/22 L 17-21 | | at Buffalo | | 69,448 | | Finley | | 10 | | 77 | | 7.7 | | 24 | | 0 | | | | | | | | | | | | | |
| 09/30 L 3-27 | | at Pittsburgh | | 57,959 | | Dalton | | 32 | | 73 | | 2.3 | | 17 | | 4 | | | | | | | | | | | | | |
| 10/06 L 23-26 | | Arizona | | 46,012 | | Erickson | | 5 | | 33 | | 6.6 | | 17 | | 0 | | | | | | | | | | | | | |
| 10/13 L 17-23 | | at Baltimore | | 70,051 | | T. Boyd | | 4 | | 23 | | 5.8 | | 10 | | 0 | | | | | | | | | | | | | |
| 10/20 L 17-27 | | Jacksonville | | 42,784 | | Ross | | 3 | | 4 | | 1.3 | | 5 | | 0 | | | | | | | | | | | | | |
| 10/27 L 10-24 | | at L.A. Rams | | 83,720 | | TEAM | | 385 | | 1517 | | 3.9 | | 41 | | 9 | | | | | | | | | | | | | |
| 11/10 L 13-49 | | Baltimore | | 45,918 | | OPPONENTS | | 504 | | 2382 | | 4.7 | | 57 | | 17 | | | | | | | | | | | | | |
| 11/17 L 10-17 | | at Oakland | | 51,921 | | * RECEIVING | | No. | | Yds | | Avg | | Long | | TD | | | | | | | | | | | | | |
| 11/24 L 10-16 | | Pittsburgh | | 47,423 | | T. Boyd | | 90 | | 1046 | | 11.6 | | 47 | | 5 | | | | | | | | | | | | | |
| 12/01 W 22- 6 | | N.Y. Jets | | 39,804 | | Erickson | | 43 | | 529 | | 12.3 | | 52 | | 0 | | | | | | | | | | | | | |
| 12/08 L 19-27 | | at Cleveland | | 67,431 | | Eifert | | 43 | | 436 | | 10.1 | | 27 | | 3 | | | | | | | | | | | | | |
| 12/15 L 13-34 | | New England | | 57,066 | | Tate | | 40 | | 575 | | 14.4 | | 33 | | 1 | | | | | | | | | | | | | |
| 12/22 L 35-38 OT | | at Miami | | 60,968 | | Mixon | | 35 | | 287 | | 8.2 | | 33 | | 3 | | | | | | | | | | | | | |
| 12/29 W 33-23 | | Cleveland | | 47,759 | | Bernard | | 30 | | 234 | | 7.8 | | 35 | | 0 | | | | | | | | | | | | | |
| | | Cin. | | Opp. | | Ross | | 28 | | 506 | | 18.1 | | 66t | | 3 | | | | | | | | | | | | | |
| TOTAL FIRST DOWNS | | 312 | | 328 | | Uzomah | | 27 | | 242 | | 9.0 | | 36 | | 2 | | | | | | | | | | | | | |
| Rushing | | 85 | | 124 | | D. Willis | | 9 | | 82 | | 9.1 | | 17 | | 0 | | | | | | | | | | | | | |
| Passing | | 191 | | 183 | | Sample | | 5 | | 30 | | 6.0 | | 21 | | 0 | | | | | | | | | | | | | |
| Penalty | | 36 | | 21 | | Morgan | | 3 | | 18 | | 6.0 | | 9 | | 0 | | | | | | | | | | | | | |
| 3rd Down: Made/Att | | 80/222 | | 89/209 | | Carter | | 2 | | 13 | | 6.5 | | 8t | | 1 | | | | | | | | | | | | | |
| 3rd Down Pct. | | 36.0 | | 42.6 | | Dalton | | 1 | | -4 | | -4.0 | | -4 | | 0 | | | | | | | | | | | | | |
| 4th Down: Made/Att | | 13/26 | | 5/10 | | TEAM | | 356 | | 3994 | | 11.2 | | 66t | | 18 | | | | | | | | | | | | | |
| 4th Down Pct. | | 50.0 | | 50.0 | | OPPONENTS | | 308 | | 4121 | | 13.4 | | 79t | | 25 | | | | | | | | | | | | | |
| POSSESSION AVG. | | 29:19 | | 30:41 | | * INTERCEPTIONS | | No. | | Yds | | Avg | | Long | | TD | | | | | | | | | | | | | |
| TOTAL NET YARDS | | 5169 | | 6299 | | Phillips | | 4 | | 82 | | 20.5 | | 28 | | 0 | | | | | | | | | | | | | |
| Avg. Per Game | | 323.1 | | 393.7 | | Bates | | 3 | | 33 | | 11.0 | | 20 | | 0 | | | | | | | | | | | | | |
| Total Plays | | 1049 | | 1034 | | Vigil | | 1 | | 34 | | 34.0 | | 34 | | 0 | | | | | | | | | | | | | |
| Avg. Per Play | | 4.9 | | 6.1 | | Jackson | | 1 | | 19 | | 19.0 | | 19 | | 0 | | | | | | | | | | | | | |
| NET YARDS RUSHING | | 1517 | | 2382 | | S. Williams | | 1 | | 12 | | 12.0 | | 12 | | 0 | | | | | | | | | | | | | |
| Avg. Per Game | | 94.8 | | 148.9 | | Webb | | 1 | | 1 | | 1.0 | | 1 | | 0 | | | | | | | | | | | | | |
| Total Rushes | | 385 | | 504 | | TEAM | | 11 | | 181 | | 16.5 | | 34 | | 0 | | | | | | | | | | | | | |
| NET YARDS PASSING | | 3652 | | 3917 | | OPPONENTS | | 16 | | 314 | | 19.6 | | 89t | | 4 | | | | | | | | | | | | | |

| MON 6, LOST 10 | | | | | | | * RUSHING | | | | | | | | No. | Yds | Avg | Long | TD |
|--------------------|------------------|--|--|---------|--|--------|-----------------|--|--|-----|-----|------|------|------|-----|-----|-----|------|----|
| 09/08 L 13-43 | Tennessee | | | | | 67,431 | Chubb | | | | | 298 | 1494 | 5.0 | 88t | 8 | | | |
| 09/16 W 23- 3 | at N.Y. Jets | | | | | 78,523 | Hunt | | | | | 43 | 179 | 4.2 | 16 | 2 | | | |
| 09/22 L 13-20 | L.A. Rams | | | | | 67,431 | Mayfield | | | | | 28 | 141 | 5.0 | 18 | 3 | | | |
| 09/29 W 40-25 | at Baltimore | | | | | 70,686 | Hilliard | | | | | 13 | 49 | 3.8 | 11 | 2 | | | |
| 10/07 L 3-31 | at San Francisco | | | | | 70,585 | D'. Johnson | | | | | 4 | 21 | 5.3 | 13 | 0 | | | |
| 10/13 L 28-32 | Seattle | | | | | 67,431 | Beckham | | | | | 3 | 10 | 3.3 | 11 | 0 | | | |
| 10/27 L 13-27 | at New England | | | | | 65,878 | Landry | | | | | 1 | 10 | 10.0 | 10 | 0 | | | |
| 11/03 L 19-24 | at Denver | | | | | 76,743 | Gilbert | | | | | 3 | -3 | -1.0 | -1 | 0 | | | |
| 11/10 W 19-16 | Buffalo | | | | | 67,431 | TEAM | | | | | 393 | 1901 | 4.8 | 88t | 15 | | | |
| 11/14 W 21- 7 | Pittsburgh | | | | | 67,431 | OPPONENTS | | | | | 463 | 2315 | 5.0 | 83t | 19 | | | |
| 11/24 W 41-24 | Miami | | | | | 67,431 | * RECEIVING | | | | No. | Yds | Avg | Long | TD | | | | |
| 12/01 L 13-20 | at Pittsburgh | | | | | 62,157 | Landry | | | | 83 | 1174 | 14.1 | 65 | 6 | | | | |
| 12/08 W 27-19 | Cincinnati | | | | | 67,431 | Beckham | | | | 74 | 1035 | 14.0 | 89t | 4 | | | | |
| 12/15 L 24-38 | at Arizona | | | | | 63,345 | Hunt | | | | 37 | 285 | 7.7 | 29 | 1 | | | | |
| 12/22 L 15-31 | Baltimore | | | | | 67,431 | Chubb | | | | 36 | 278 | 7.7 | 32 | 0 | | | | |
| 12/29 L 23-33 | at Cincinnati | | | | | 47,759 | Harris | | | | 15 | 149 | 9.9 | 23 | 3 | | | | |
| | Clev. | | | Opp. | | | Seals-Jones | | | | 14 | 229 | 16.4 | 59 | 4 | | | | |
| TOTAL FIRST DOWNS | 305 | | | 345 | | | Ratley | | | | 12 | 200 | 16.7 | 46t | 1 | | | | |
| Rushing | 90 | | | 124 | | | Hilliard | | | | 12 | 92 | 7.7 | 19 | 0 | | | | |
| Passing | 180 | | | 184 | | | Callaway | | | | 8 | 89 | 11.1 | 41 | 0 | | | | |
| Penalty | 35 | | | 37 | | | D'. Johnson | | | | 6 | 71 | 11.8 | 27 | 0 | | | | |
| 3rd Down: Made/Att | 71/196 | | | 74/195 | | | Carlson | | | | 5 | 51 | 10.2 | 21 | 1 | | | | |
| 3rd Down Pct. | 36.2 | | | 37.9 | | | Njoku | | | | 5 | 41 | 8.2 | 18 | 1 | | | | |
| 4th Down: Made/Att | 7/17 | | | 6/17 | | | Hodge | | | | 4 | 76 | 19.0 | 41 | 0 | | | | |
| 4th Down Pct. | 41.2 | | | 35.3 | | | Higgins | | | | 4 | 55 | 13.8 | 35 | 1 | | | | |
| POSSESSION AVG. | 29:43 | | | 30:18 | | | Brown | | | | 2 | 27 | 13.5 | 18 | 0 | | | | |
| TOTAL NET YARDS | 5455 | | | 5785 | | | Teller | | | | 1 | -5 | -5.0 | -5 | 0 | | | | |
| Avg. Per Game | 340.9 | | | 361.6 | | | TEAM | | | | 318 | 3847 | 12.1 | 89t | 22 | | | | |
| Total Plays | 973 | | | 1014 | | | OPPONENTS | | | | 318 | 3740 | 11.8 | 75t | 25 | | | | |
| Avg. Per Play | 5.6 | | | 5.7 | | | * INTERCEPTIONS | | | No. | Yds | Avg | Long | TD | | | | | |
| NET YARDS RUSHING | 1901 | | | 2315 | | | Schobert | | | | 4 | 24 | 6.0 | 20 | 0 | | | | |
| Avg. Per Game | 118.8 | | | 144.7 | | | Ward | | | | 2 | 61 | 30.5 | 61t | 1 | | | | |
| Total Rushes | 393 | | | 463 | | | Burris LG | | | | 2 | 42 | 21.0 | 27 | 0 | | | | |
| NET YARDS PASSING | 3554 | | | 3470 | | | Burris TM | | | | 2 | 42 | 21.0 | 27 | 0 | | | | |
| Avg. Per Game | 222.1 | | | 216.9 | | | Burnett | | | | 1 | 43 | 43.0 | 43 | 0 | | | | |
| Sacked/Yards Lost | 41/293 | | | 38/270 | | | Mitchell | | | | 1 | 28 | 28.0 | 28 | 0 | | | | |
| Gross Yards | 3847 | | | 3740 | | | Wilson | | | | 1 | 21 | 21.0 | 21 | 0 | | | | |
| Att./Completions | 539/318 | | | 513/318 | | | Carrie | | | | 1 | 0 | 0.0 | 0 | 0 | | | | |
| Completion Pct. | 59 | | | | | | | | | | | | | | | | | | |

| | | | | | | | | | | | |
|-------------------|---|-------|------------------|-----------|-------------|-----------------|---------|-------------|--------------------|-------------|-----------|
| WON 7, LOST 9 | | | | * RUSHING | | | | No. Yds | | Avg Long TD | |
| 09/09 | L | 16-24 | at Oakland | 52,359 | Lindsay | 224 | 1011 | 4.5 | 40 | 7 | |
| 09/15 | L | 14-16 | Chicago | 76,885 | Freeman | 132 | 496 | 3.8 | 26 | 3 | |
| 09/22 | L | 16-27 | at Green Bay | 78,078 | Lock | 18 | 72 | 4.0 | 12 | 0 | |
| 09/29 | L | 24-26 | Jacksonville | 76,219 | Allen | 10 | 39 | 3.9 | 11 | 0 | |
| 10/06 | W | 20-13 | at L.A. Chargers | 25,357 | Flacco | 12 | 20 | 1.7 | 9 | 0 | |
| 10/13 | W | 16- 0 | Tennessee | 75,815 | Sutton | 3 | 17 | 5.7 | 9 | 0 | |
| 10/17 | L | 6-30 | Kansas City | 76,748 | Booker | 2 | 9 | 4.5 | 5 | 0 | |
| 10/27 | L | 13-15 | at Indianapolis | 61,653 | Spencer | 3 | 6 | 2.0 | 9 | 0 | |
| 11/03 | W | 24-19 | Cleveland | 76,743 | Beck | 1 | 3 | 3.0 | 3 | 0 | |
| 11/17 | L | 23-27 | at Minnesota | 66,883 | Janovich | 1 | 1 | 1.0 | 1t | 1 | |
| 11/24 | L | 3-20 | at Buffalo | 67,338 | Fant | 3 | -12 | -4.0 | -2 | 0 | |
| 12/01 | W | 23-20 | L.A. Chargers | 74,638 | TEAM | 409 | 1662 | 4.1 | 40 | 11 | |
| 12/08 | W | 38-24 | at Houston | 71,769 | OPPONENTS | 426 | 1783 | 4.2 | 81 | 9 | |
| 12/15 | L | 3-23 | at Kansas City | 73,257 | * RECEIVING | No. Yds | | Avg Long TD | | | |
| 12/22 | W | 27-17 | Detroit | 74,115 | Sutton | 72 | 1112 | 15.4 | 70t | 6 | |
| 12/29 | W | 16-15 | Oakland | 76,334 | Freeman | 43 | 256 | 6.0 | 19 | 1 | |
| | | | Denv. | | Fant | 40 | 562 | 14.1 | 75t | 3 | |
| TOTAL FIRST DOWNS | | | | 279 | 305 | Lindsay | 35 | 196 | 5.6 | 36 | 0 |
| | | | | 77 | 96 | Sanders | 30 | 367 | 12.2 | 53 | 2 |
| | | | | 162 | 175 | Hamilton | 28 | 297 | 10.6 | 28 | 1 |
| | | | | 40 | 34 | Patrick | 16 | 218 | 13.6 | 38 | 0 |
| | | | | 64/202 | 79/211 | Heuerman | 14 | 114 | 8.1 | 26 | 1 |
| | | | | 31.7 | 37.4 | Beck | 9 | 90 | 10.0 | 29 | 1 |
| | | | | 11/16 | 9/19 | Booker | 6 | 57 | 9.5 | 25 | 0 |
| | | | | 68.8 | 47.4 | Fumagalli | 6 | 38 | 6.3 | 9 | 1 |
| | | | | 29:21 | 30:39 | Spencer | 6 | 31 | 5.2 | 20 | 0 |
| | | | | 4777 | 5392 | Janovich | 5 | 42 | 8.4 | 22 | 0 |
| | | | | 298.6 | 337.0 | Brown | 2 | 21 | 10.5 | 16 | 0 |
| | | | | 954 | 1003 | TEAM | 312 | 3401 | 10.9 | 75t | 16 |
| | | | | 5.0 | 5.4 | OPPONENTS | 348 | 3822 | 11.0 | 75 | 19 |
| NET YARDS RUSHING | | | | 1662 | 1783 | * INTERCEPTIONS | No. Yds | | Avg Long TD | | |
| | | | | 103.9 | 111.4 | Simmons | 4 | 30 | 7.5 | 17 | 0 |
| | | | | 409 | 426 | Jackson | 2 | 28 | 14.0 | 24 | 0 |
| NET YARDS PASSING | | | | 3115 | 3609 | C. Harris | 1 | 11 | 11.0 | 11 | 0 |
| | | | | 194.7 | 225.6 | Parks | 1 | 11 | 11.0 | 11 | 0 |
| | | | | 41/286 | 40/213 | D. Jones | 1 | 7 | 7.0 | 7 | 0 |
| | | | | 3401 | 3822 | A. Johnson | 1 | 0 | 0.0 | 0 | 0 |
| | | | | 504/312 | 537/348 | TEAM | 10 | 87 | 8.7 | 24 | 0 |
| | | | | 61.9 | 64.8 | OPPONENTS | 10 | 118 | 11.8 | 31 | 0 |
| | | | | 10 | 10 | * PUNTING | No. Yds | | Avg Net TB In Lg B | | |
| | | | | 78/44.4 | 71/46.5 | Wadman | 78 | 3464 | 44.4 | 39.4 | 4 29 64 0 |
| | | | | 78/39.4 | 71/41.9 | TEAM | 78 | 3464 | 44.4 | 39.4 | 4 29 64 0 |
| | | | | 110/912 | 121/1041 | OPPONENTS | 71 | 3303 | 46.5 | 41.9 | 6 35 75 0 |
| FUMBLES/BALL LOST | | | | 21/6 | 16/7 | * PUNT RETURNS | Ret FC | | Yds Avg Long TD | | |
| | | | | 28 | 31 | Spencer | 26 | 29 | 208 | 8.0 | 42 0 |
| | | | | 11 | 9 | C. Jones LG | 12 | 10 | 113 | 9.4 | 25 0 |
| | | | | 16 | 19 | Brown | 1 | 0 | 0 | 0.0 | 0 0 |
| | | | | 1 | 3 | TEAM | 27 | 29 | | | |

| | | | | | | | | | | | | | | | | | | | | | | | | |
|--------------------------------|--|--|--|--|--|--|--|--|--|-----------|-------------|-----------------|------|------|------|-------------------|------|-----|-----|------|-----|-----|------|----|
| WON 10, LOST 6 | | | | | | | | | | * RUSHING | | | | | | | | | | No. | Yds | Avg | Long | TD |
| 09/09 L 28-30 at New Orleans | | | | | | | | | | 73,039 | Hyde | 245 | 1070 | 4.4 | 58 | 6 | | | | | | | | |
| 09/15 W 13-12 Jacksonville | | | | | | | | | | 71,651 | Watson | 82 | 413 | 5.0 | 30 | 7 | | | | | | | | |
| 09/22 W 27-20 at L.A. Chargers | | | | | | | | | | 25,349 | D. Johnson | 83 | 410 | 4.9 | 40 | 2 | | | | | | | | |
| 09/29 L 10-16 Carolina | | | | | | | | | | 71,699 | T. Jones | 9 | 40 | 4.4 | 11 | 0 | | | | | | | | |
| 10/06 W 53-32 Atlanta | | | | | | | | | | 71,787 | McCarron | 5 | 39 | 7.8 | 18 | 1 | | | | | | | | |
| 10/13 W 31-24 at Kansas City | | | | | | | | | | 73,323 | Hopkins | 2 | 18 | 9.0 | 12 | 0 | | | | | | | | |
| 10/20 L 23-30 at Indianapolis | | | | | | | | | | 59,977 | Coutee | 2 | 14 | 7.0 | 10 | 1 | | | | | | | | |
| 10/27 W 27-24 Oakland | | | | | | | | | | 71,893 | Howell | 5 | 10 | 2.0 | 4 | 0 | | | | | | | | |
| 11/03 W 26- 3 at Jacksonville | | | | | | | | | | 84,771 | Anger | 1 | -5 | -5.0 | -5 | 0 | | | | | | | | |
| 11/17 L 7-41 at Baltimore | | | | | | | | | | 70,731 | TEAM | 434 | 2009 | 4.6 | 58 | 17 | | | | | | | | |
| 11/21 W 20-17 Indianapolis | | | | | | | | | | 71,727 | OPPONENTS | 403 | 1937 | 4.8 | 63t | 12 | | | | | | | | |
| 12/01 W 28-22 New England | | | | | | | | | | 72,025 | * RECEIVING | No. | Yds | Avg | Long | TD | | | | | | | | |
| 12/08 L 24-38 Denver | | | | | | | | | | 71,769 | Hopkins | 104 | 1165 | 11.2 | 43t | 7 | | | | | | | | |
| 12/15 W 24-21 at Tennessee | | | | | | | | | | 65,265 | Fuller | 49 | 670 | 13.7 | 54 | 3 | | | | | | | | |
| 12/21 W 23-20 at Tampa Bay | | | | | | | | | | 49,036 | D. Johnson | 44 | 410 | 9.3 | 21 | 3 | | | | | | | | |
| 12/29 L 14-35 Tennessee | | | | | | | | | | 71,794 | Stills | 40 | 561 | 14.0 | 45 | 4 | | | | | | | | |
| Hou. | | | | | | | | | | Opp. | Akins | 36 | 418 | 11.6 | 53t | 2 | | | | | | | | |
| TOTAL FIRST DOWNS | | | | | | | | | | 346 | Fells | 34 | 341 | 10.0 | 24 | 7 | | | | | | | | |
| Rushing | | | | | | | | | | 112 | Coutee | 22 | 254 | 11.5 | 51 | 0 | | | | | | | | |
| Passing | | | | | | | | | | 203 | Carter | 11 | 162 | 14.7 | 46 | 0 | | | | | | | | |
| Penalty | | | | | | | | | | 31 | Hyde | 10 | 42 | 4.2 | 14 | 0 | | | | | | | | |
| 3rd Down: Made/Att | | | | | | | | | | 84/193 | Mitchell | 2 | 37 | 18.5 | 21 | 0 | | | | | | | | |
| 3rd Down Pct. | | | | | | | | | | 43.5 | T. Jones | 1 | 9 | 9.0 | 9 | 0 | | | | | | | | |
| 4th Down: Made/Att | | | | | | | | | | 13/25 | Thomas | 1 | 8 | 8.0 | 8 | 0 | | | | | | | | |
| 4th Down Pct. | | | | | | | | | | 52.0 | Watson | 1 | 6 | 6.0 | 6t | 1 | | | | | | | | |
| POSSESSION AVG. | | | | | | | | | | 30:02 | TEAM | 355 | 4083 | 11.5 | 54 | 27 | | | | | | | | |
| TOTAL NET YARDS | | | | | | | | | | 5792 | OPPONENTS | 375 | 4491 | 12.0 | 65t | 33 | | | | | | | | |
| Avg. Per Game | | | | | | | | | | 362.0 | 388.3 | * INTERCEPTIONS | No. | Yds | Avg | Long | TD | | | | | | | |
| Total Plays | | | | | | | | | | 1017 | 1020 | Gipson | 3 | 105 | 35.0 | 79t | 1 | | | | | | | |
| Avg. Per Play | | | | | | | | | | 5.7 | 6.1 | Mercilus | 2 | 88 | 44.0 | 86 | 0 | | | | | | | |
| NET YARDS RUSHING | | | | | | | | | | 2009 | 1937 | Reid | 2 | 55 | 27.5 | 37 | 0 | | | | | | | |
| Avg. Per Game | | | | | | | | | | 125.6 | 121.1 | Roby | 2 | 49 | 24.5 | 27t | 1 | | | | | | | |
| Total Rushes | | | | | | | | | | 434 | 403 | Addae | 2 | 5 | 2.5 | 4 | 0 | | | | | | | |
| NET YARDS PASSING | | | | | | | | | | 3783 | 4276 | Hargreaves LG | 1 | 15 | 15.0 | 15t | 1 | | | | | | | |
| Avg. Per Game | | | | | | | | | | 236.4 | 267.3 | Conley LG | 1 | 3 | 3.0 | 3 | 0 | | | | | | | |
| Sacked/Yards Lost | | | | | | | | | | 49/300 | 31/215 | Joseph | 1 | 0 | 0.0 | 0 | 0 | | | | | | | |
| Gross Yards | | | | | | | | | | 4083 | 4491 | TEAM | 12 | 302 | 25.2 | 86 | 2 | | | | | | | |
| Att./Completions | | | | | | | | | | 534/355 | 586/375 | OPPONENTS | 14 | 92 | 6.6 | 37 | 0 | | | | | | | |
| Completion Pct. | | | | | | | | | | 66.5 | 64.0 | * PUNTING | No. | Yds | Avg | Net | TB | In | Lg | B | | | | |
| Had Intercepted | | | | | | | | | | 14 | 12 | Anger | 45 | 2094 | 46.5 | 44.5 | 2 | 24 | 71 | 0 | | | | |
| PUNTS/AVERAGE | | | | | | | | | | 57/45.6 | 56/47.0 | Daniel | 11 | 479 | 43.5 | 40.9 | 0 | 2 | 54 | 0 | | | | |
| NET PUNTING AVG. | | | | | | | | | | 57/43.5 | 56/42.8 | Fairbairn | 1 | 26 | 26.0 | 26.0 | 0 | 1 | 26 | 0 | | | | |
| PENALTIES/YARDS | | | | | | | | | | 111/892 | 109/859 | TEAM | 57 | 2599 | 45.6 | 43.5 | 2 | 27 | 71 | 0 | | | | |
| FUMBLES/BALL LOST | | | | | | | | | | 20/8 | 16/10 | OPPONENTS | 56 | 2632 | 47.0 | 42.8 | 1 | 29 | 68 | 0 | | | | |
| TOUCHDOWNS | | | | | | | | | | 46 | 46 | * PUNT RETURNS | Ret | FC | Yds | Avg | Long | TD | | | | | | |
| Rushing | | | | | | | | | | 17 | 12 | Carter | 22 | 18 | 214 | 9.7 | 23 | 0 | | | | | | |
| Passing | | | | | | | | | | 27 | 33 | Hargreaves LG | 0 | 1 | 0 | --- | --- | 0 | | | | | | |
| Returns | | | | | | | | | | 2 | 1 | TEAM | 22 | 18 | 214 | 9.7 | 23 | 0 | | | | | | |
| * SCORE BY PERIODS | | | | | | | | | | Q1 | Q2 | Q3 | Q4 | OT | PTS | OPPONENTS | 24 | 19 | 82 | 3.4 | 15 | 0 | | |
| TEAM | | | | | | | | | | 47 | 115 | 92 | 124 | 0 | 378 | * KICKOFF RETURNS | No. | Yds | Avg | Long | TD | | | |
| OPPONENTS</ | | | | | | | | | | | | | | | | | | | | | | | | |

| | | | | | | | | | | | | | | | | | | | | | | | | | | | |
|--------------------|---|-------|----|----|---------------|--------|-------------|-------------|------|-----------|------|-----|---|--|--|--|--|--|--|---------|--|--|--|-------------|--|--|--|
| WON 7, LOST 9 | | | | | | | | | | * RUSHING | | | | | | | | | | No. Yds | | | | Avg Long TD | | | |
| 09/08 | L | 24-30 | OT | at | L.A. Chargers | 25,363 | Mack | 247 | 1091 | 4.4 | 63t | 8 | | | | | | | | | | | | | | | |
| 09/15 | W | 19-17 | | at | Tennessee | 62,849 | Wilkins | 51 | 307 | 6.0 | 55 | 2 | | | | | | | | | | | | | | | |
| 09/22 | W | 27-24 | | | Atlanta | 60,295 | J. Williams | 49 | 235 | 4.8 | 48 | 1 | | | | | | | | | | | | | | | |
| 09/29 | L | 24-31 | | | Oakland | 62,259 | Brissett | 56 | 228 | 4.1 | 24 | 4 | | | | | | | | | | | | | | | |
| 10/06 | W | 19-13 | | at | Kansas City | 73,352 | Hines | 52 | 199 | 3.8 | 18 | 2 | | | | | | | | | | | | | | | |
| 10/20 | W | 30-23 | | | Houston | 59,977 | Campbell | 4 | 34 | 8.5 | 22 | 0 | | | | | | | | | | | | | | | |
| 10/27 | W | 15-13 | | | Denver | 61,653 | Rogers | 1 | 18 | 18.0 | 18 | 0 | | | | | | | | | | | | | | | |
| 11/03 | L | 24-26 | | at | Pittsburgh | 61,115 | Pascal | 2 | 16 | 8.0 | 12 | 0 | | | | | | | | | | | | | | | |
| 11/10 | L | 12-16 | | | Miami | 60,510 | Hoyer | 8 | 2 | 0.3 | 6 | 0 | | | | | | | | | | | | | | | |
| 11/17 | W | 33-13 | | | Jacksonville | 61,986 | Q. Nelson | 1 | 0 | 0.0 | 0 | 0 | | | | | | | | | | | | | | | |
| 11/21 | L | 17-20 | | at | Houston | 71,727 | TEAM | 471 | 2130 | 4.5 | 63t | 17 | | | | | | | | | | | | | | | |
| 12/01 | L | 17-31 | | | Tennessee | 60,361 | OPPONENTS | 383 | 1567 | 4.1 | 60t | 8 | | | | | | | | | | | | | | | |
| 12/08 | L | 35-38 | | at | Tampa Bay | 50,232 | * RECEIVING | No. | Yds | Avg | Long | TD | | | | | | | | | | | | | | | |
| 12/16 | L | 7-34 | | at | New Orleans | 73,053 | Hilton | 45 | 501 | 11.1 | 35 | 5 | | | | | | | | | | | | | | | |
| 12/22 | W | 38- 6 | | | Carolina | 61,845 | Hines | 44 | 320 | 7.3 | 21 | 0 | | | | | | | | | | | | | | | |
| 12/29 | L | 20-38 | | at | Jacksonville | 58,472 | Doyle | 43 | 448 | 10.4 | 23 | 4 | | | | | | | | | | | | | | | |
| | | | | | | Ind. | Opp. | Pascal | 41 | 607 | 14.8 | 37 | 5 | | | | | | | | | | | | | | |
| TOTAL FIRST DOWNS | | | | | | 340 | 323 | Ebron | 31 | 375 | 12.1 | 48t | 3 | | | | | | | | | | | | | | |
| Rushing | | | | | | 131 | 93 | Campbell | 18 | 127 | 7.1 | 27 | 1 | | | | | | | | | | | | | | |
| Passing | | | | | | 165 | 207 | M. Johnson | 17 | 277 | 16.3 | 50 | 2 | | | | | | | | | | | | | | |
| Penalty | | | | | | 44 | 23 | Rogers | 16 | 179 | 11.2 | 27 | 2 | | | | | | | | | | | | | | |
| 3rd Down: Made/Att | | | | | | 86/207 | 85/199 | Mack | 14 | 82 | 5.9 | 14 | 0 | | | | | | | | | | | | | | |
| 3rd Down Pct. | | | | | | 41.5 | 42.7 | Inman LG | 12 | 181 | 15.1 | 28 | 0 | | | | | | | | | | | | | | |
| 4th Down: Made/Att | | | | | | 14/24 | 8/19 | Inman TM | 4 | 49 | 12.3 | 22 | 0 | | | | | | | | | | | | | | |
| 4th Down Pct. | | | | | | 58.3 | 42.1 | Alie-Cox | 8 | 93 | 11.6 | 21 | 0 | | | | | | | | | | | | | | |
| POSSESSION AVG. | | | | | | 30:02 | 29:58 | Wilkins | 7 | 43 | 6.1 | 11 | 0 | | | | | | | | | | | | | | |
| TOTAL NET YARDS | | | | | | 5238 | 5549 | J. Williams | 5 | 59 | 11.8 | 31 | 0 | | | | | | | | | | | | | | |
| Avg. Per Game | | | | | | 327.4 | 346.8 | Cain TM | 4 | 52 | 13.0 | 25 | 0 | | | | | | | | | | | | | | |
| Total Plays | | | | | | 1016 | 986 | Travis TM | 4 | 51 | 12.8 | 25 | 0 | | | | | | | | | | | | | | |
| Avg. Per Play | | | | | | 5.2 | 5.6 | Funchess | 3 | 32 | 10.7 | 16 | 0 | | | | | | | | | | | | | | |
| NET YARDS RUSHING | | | | | | 2130 | 1567 | Dulin | 2 | 17 | 8.5 | 13 | 0 | | | | | | | | | | | | | | |
| Avg. Per Game | | | | | | 133.1 | | | | | | | | | | | | | | | | | | | | | |

Vinatieri: (46N,44G,29N)()(49G,21G)(26G,57N)
 (32G,32G,31G,29G)()(45N,55G,45G,51G)(25G,43N)
 (25G,39G)(34G)(36G)(55N,53B,28G,46B)()()()
 McLaughlin, ALL totals: ()()()()() (48B,45G,32G)
 (43N,38G)(29G,50G)(20G,42N)()(43G,39G,47G,47N)
 (43G)(29G,27G,48G)()(50G,19G,47N)()(35G)(20G,
 50G)
 McLaughlin, Ind.: ()()()()()()()()()()() (50G,
 19G,47N)()(35G)(20G,50G)
 TM: (46N,44G,29N)()(49G,21G)(26G,57N)(32G,32G,
 31G,29G)()(45N,55G,45G,51G)(25G,43N)(25G,39G)
 (34G)(36G)(55N,53B,28G,46B)(50G,19G,47N)()(35G)
 (20G,50G)
 OPP: (40G)(49G,45N)(34G)(26G)(29G,36G)(47G,31G,
 26G)(21G,29G)(21G,51G,33G,26G)(47G,48G,48G)(46N)
 (35G,36G)(31G)(44G)(33G,26G)(27G,50G)(20G,53G,
 56G)

* PASSING
 Brissett
 Hoyer
 Pascal
 TEAM
 OPPONENTS

| Att | Cmp | Yds | Cmp% | Yds/Att | TD | TD% | Int | Int% | Long | Sack/Lost | Rating |
|-----|-----|------|------|---------|----|-----|-----|------|------|-----------|--------|
| 447 | 272 | 2942 | 60.9 | 6.58 | 18 | 4.0 | 6 | 1.3 | 50 | 27/ 159 | 88.0 |
| 65 | 35 | 372 | 53.8 | 5.72 | 4 | 6.2 | 4 | 6.2 | 23 | 5/ 47 | 65.7 |
| 1 | 0 | 0 | 0.0 | 0.00 | 0 | 0.0 | 0 | 0.0 | --- | 0/ 0 | 39.6 |
| 513 | 307 | 3314 | 59.8 | 6.46 | 22 | 4.3 | 10 | 1.9 | 50 | 32/ 206 | 85.0 |
| 562 | 394 | 4231 | 70.1 | 7.53 | 29 | 5.2 | 15 | 2.7 | 61t | 41/ 249 | 98.0 |

| | | | | | | | | | | | | | | | | | | | | | | | | | | | | | |
|--------------------|--|-----------------|--|---------|--|-----------------|--|-----|--|-----------|--|------|--|------|--|----|--|--|--|---------------------|--|--|--|--|--|--|--|--|--|
| WON 6, LOST 10 | | | | | | | | | | * RUSHING | | | | | | | | | | No. Yds Avg Long TD | | | | | | | | | |
| 09/08 L 26-40 | | Kansas City | | 60,157 | | Fournette | | 265 | | 1152 | | 4.3 | | 81 | | 3 | | | | | | | | | | | | | |
| 09/15 L 12-13 | | at Houston | | 71,651 | | Minshew | | 67 | | 344 | | 5.1 | | 21 | | 0 | | | | | | | | | | | | | |
| 09/19 W 20- 7 | | Tennessee | | 58,613 | | Armstead | | 35 | | 108 | | 3.1 | | 16 | | 0 | | | | | | | | | | | | | |
| 09/29 W 26-24 | | at Denver | | 76,219 | | Perkins LG | | 12 | | 29 | | 2.4 | | 13 | | 0 | | | | | | | | | | | | | |
| 10/06 L 27-34 | | at Carolina | | 72,762 | | Ozigbo | | 9 | | 27 | | 3.0 | | 9 | | 0 | | | | | | | | | | | | | |
| 10/13 L 6-13 | | New Orleans | | 64,341 | | Westbrook | | 5 | | 27 | | 5.4 | | 8 | | 0 | | | | | | | | | | | | | |
| 10/20 W 27-17 | | at Cincinnati | | 42,784 | | Foles | | 4 | | 23 | | 5.8 | | 13 | | 0 | | | | | | | | | | | | | |
| 10/27 W 29-15 | | N.Y. Jets | | 57,833 | | Chark | | 2 | | 20 | | 10.0 | | 20 | | 0 | | | | | | | | | | | | | |
| 11/03 L 3-26 | | Houston | | 84,771 | | Cole | | 1 | | 6 | | 6.0 | | 6 | | 0 | | | | | | | | | | | | | |
| 11/17 L 13-33 | | at Indianapolis | | 61,986 | | Lee | | 1 | | 1 | | 1.0 | | 1 | | 0 | | | | | | | | | | | | | |
| 11/24 L 20-42 | | at Tennessee | | 60,926 | | TEAM | | 389 | | 1708 | | 4.4 | | 81 | | 3 | | | | | | | | | | | | | |
| 12/01 L 11-28 | | Tampa Bay | | 62,633 | | OPPONENTS | | 435 | | 2229 | | 5.1 | | 84t | | 23 | | | | | | | | | | | | | |
| 12/08 L 10-45 | | L.A. Chargers | | 57,866 | | * RECEIVING | | No. | | Yds | | Avg | | Long | | TD | | | | | | | | | | | | | |
| 12/15 W 20-16 | | at Oakland | | 52,788 | | Fournette | | 76 | | 522 | | 6.9 | | 27 | | 0 | | | | | | | | | | | | | |
| 12/22 L 12-24 | | at Atlanta | | 70,873 | | Chark | | 73 | | 1008 | | 13.8 | | 69 | | 8 | | | | | | | | | | | | | |
| 12/29 W 38-20 | | Indianapolis | | 58,472 | | Westbrook | | 66 | | 660 | | 10.0 | | 39 | | 3 | | | | | | | | | | | | | |
| | | Jax | | Opp. | | Conley | | 47 | | 775 | | 16.5 | | 70t | | 5 | | | | | | | | | | | | | |
| TOTAL FIRST DOWNS | | 298 | | 340 | | Cole | | 24 | | 361 | | 15.0 | | 55 | | 3 | | | | | | | | | | | | | |
| Rushing | | 85 | | 114 | | O'Shaughnessy | | 14 | | 153 | | 10.9 | | 35 | | 2 | | | | | | | | | | | | | |
| Passing | | 183 | | 193 | | Armstead | | 14 | | 144 | | 10.3 | | 31 | | 2 | | | | | | | | | | | | | |
| Penalty | | 30 | | 33 | | O'Leary LG | | 13 | | 109 | | 8.4 | | 19 | | 1 | | | | | | | | | | | | | |
| 3rd Down: Made/Att | | 76/220 | | 79/190 | | O'Leary TM | | 9 | | 72 | | 8.0 | | 15 | | 1 | | | | | | | | | | | | | |
| 3rd Down Pct. | | 34.5 | | 41.6 | | Swaim | | 13 | | 65 | | 5.0 | | 9 | | 0 | | | | | | | | | | | | | |
| 4th Down: Made/Att | | 12/25 | | 5/11 | | DeValve | | 12 | | 140 | | 11.7 | | 20 | | 0 | | | | | | | | | | | | | |
| 4th Down Pct. | | 48.0 | | 45.5 | | Ozigbo | | 3 | | 23 | | 7.7 | | 12 | | 0 | | | | | | | | | | | | | |
| POSSESSION AVG. | | 30:29 | | 29:31 | | Lee | | 3 | | 18 | | 6.0 | | 8 | | 0 | | | | | | | | | | | | | |
| TOTAL NET YARDS | | 5468 | | 6007 | | Oliver | | 3 | | 15 | | 5.0 | | 6 | | 0 | | | | | | | | | | | | | |
| Avg. Per Game | | 341.8 | | 375.4 | | Board | | 2 | | 31 | | 15.5 | | 23 | | 0 | | | | | | | | | | | | | |
| Total Plays | | 1020 | | 999 | | Walker | | 2 | | 15 | | 7.5 | | 9 | | 0 | | | | | | | | | | | | | |
| Avg. Per Play | | 5.4 | | 6.0 | | Koyack | | 1 | | 9 | | 9.0 | | 9 | | 0 | | | | | | | | | | | | | |
| NET YARDS RUSHING | | 1708 | | 2229 | | Perkins LG | | 1 | | 9 | | 9.0 | | 9 | | 0 | | | | | | | | | | | | | |
| Avg. Per Game | | 106.8 | | 139.3 | | Co. Davis | | 1 | | 7 | | 7.0 | | 7 | | 0 | | | | | | | | | | | | | |
| Total Rushes | | 389 | | 435 | | C. Jones | | 1 | | 5 | | 5.0 | | 5 | | 0 | | | | | | | | | | | | | |
| NET YARDS PASSING | | 3760 | | 3778 | | TEAM | | 364 | | 4023 | | 11.1 | | 70t | | 24 | | | | | | | | | | | | | |
| Avg. Per Game | | 235.0 | | 236.1 | | OPPONENTS | | 327 | | 4088 | | 12.5 | | 84t | | 22 | | | | | | | | | | | | | |
| Sacked/Yards Lost | | 42/263 | | 47/310 | | * INTERCEPTIONS | | No. | | Yds | | Avg | | Long | | TD | | | | | | | | | | | | | |
| Gross Yards | | 4023 | | 4088 | | Herndon | | 3 | | 0 | | 0.0 | | 0 | | 0 | | | | | | | | | | | | | |
| Att./Completions | | 589/364 | | 517/327 | | Harrison | | 2 | | 66 | | 33.0 | | 35 | | 0 | | | | | | | | | | | | | |
| Completion Pct. | | 61.8 | | 63.2 | | Wilson | | 2 | | 4 | | 2.0 | | 4 | | 0 | | | | | | | | | | | | | |

| | | | | | | | | | | | | | | | | | | | | | | | | | | | |
|--------------------------------|--|--|--|--|--|--|--|--|--|-------------|---------------|-----------------|----|-----|------|-----------|------|-----|----|-----|-----|-----|------|----|----|----|---|
| WON 12, LOST 4 | | | | | | | | | | * RUSHING | | | | | | | | | | No. | Yds | Avg | Long | TD | | | |
| 09/08 W 40-26 at Jacksonville | | | | | | | | | | 60,157 | Dam. Williams | | | | 111 | 498 | 4.5 | 91t | 5 | | | | | | | | |
| 09/15 W 28-10 at Oakland | | | | | | | | | | 52,748 | McCoy | | | | 101 | 465 | 4.6 | 39 | 4 | | | | | | | | |
| 09/22 W 33-28 Baltimore | | | | | | | | | | 73,390 | Mahomes | | | | 43 | 218 | 5.1 | 25 | 2 | | | | | | | | |
| 09/29 W 34-30 at Detroit | | | | | | | | | | 65,188 | Dar. Williams | | | | 41 | 141 | 3.4 | 41 | 3 | | | | | | | | |
| 10/06 L 13-19 Indianapolis | | | | | | | | | | 73,352 | D. Thompson | | | | 37 | 128 | 3.5 | 12 | 1 | | | | | | | | |
| 10/13 L 24-31 Houston | | | | | | | | | | 73,323 | Ware LG | | | | 17 | 51 | 3.0 | 6 | 0 | | | | | | | | |
| 10/17 W 30- 6 at Denver | | | | | | | | | | 76,748 | Ware TM | | | | 17 | 51 | 3.0 | 6 | 0 | | | | | | | | |
| 10/27 L 24-31 Green Bay | | | | | | | | | | 73,558 | Hill | | | | 8 | 23 | 2.9 | 5 | 0 | | | | | | | | |
| 11/03 W 26-23 Minnesota | | | | | | | | | | 73,615 | Hardman | | | | 4 | 17 | 4.3 | 9 | 0 | | | | | | | | |
| 11/10 L 32-35 at Tennessee | | | | | | | | | | 68,864 | Watkins | | | | 2 | 12 | 6.0 | 11 | 0 | | | | | | | | |
| 11/18 W 24-17 at L.A. Chargers | | | | | | | | | | 76,252 | Sherman | | | | 4 | 9 | 2.3 | 5 | 0 | | | | | | | | |
| 12/01 W 40- 9 Oakland | | | | | | | | | | 73,548 | Kelce | | | | 1 | 4 | 4.0 | 4t | 1 | | | | | | | | |
| 12/08 W 23-16 at New England | | | | | | | | | | 65,878 | Thomas TM | | | | 1 | 4 | 4.0 | 4 | 0 | | | | | | | | |
| 12/15 W 23- 3 Denver | | | | | | | | | | 73,257 | Moore | | | | 5 | -1 | -2 | 3 | 0 | | | | | | | | |
| 12/22 W 26- 3 at Chicago | | | | | | | | | | 62,213 | TEAM | | | | 375 | 1569 | 4.2 | 91t | 16 | | | | | | | | |
| 12/29 W 31-21 L.A. Chargers | | | | | | | | | | 73,680 | OPPONENTS | | | | 416 | 2051 | 4.9 | 68t | 14 | | | | | | | | |
| K.C. Opp. | | | | | | | | | | * RECEIVING | | | | | | | | | | No. | Yds | Avg | Long | TD | | | |
| TOTAL FIRST DOWNS | | | | | | | | | | 350 | 344 | Kelce | | 97 | 1229 | 12.7 | 47 | 5 | | | | | | | | | |
| Rushing | | | | | | | | | | 93 | 115 | Hill | | 58 | 860 | 14.8 | 57t | 7 | | | | | | | | | |
| Passing | | | | | | | | | | 211 | 190 | Watkins | | 52 | 673 | 12.9 | 68t | 3 | | | | | | | | | |
| Penalty | | | | | | | | | | 46 | 39 | Robinson | | 32 | 449 | 14.0 | 44t | 4 | | | | | | | | | |
| 3rd Down: Made/Att | | | | | | | | | | 89/187 | 75/202 | Dam. Williams | | 30 | 213 | 7.1 | 32 | 2 | | | | | | | | | |
| 3rd Down Pct. | | | | | | | | | | 47.6 | 37.1 | McCoy | | 28 | 181 | 6.5 | 23 | 1 | | | | | | | | | |
| 4th Down: Made/Att | | | | | | | | | | 6/10 | 16/31 | Hardman | | 26 | 538 | 20.7 | 83t | 6 | | | | | | | | | |
| 4th Down Pct. | | | | | | | | | | 60.0 | 51.6 | Dar. Williams | | 15 | 167 | 11.1 | 52 | 1 | | | | | | | | | |
| POSSESSION AVG. | | | | | | | | | | 29:27 | 30:33 | Pringle | | 12 | 170 | 14.2 | 28 | 1 | | | | | | | | | |
| TOTAL NET YARDS | | | | | | | | | | 6067 | 5594 | D. Thompson | | 9 | 43 | 4.8 | 19 | 0 | | | | | | | | | |
| Avg. Per Game | | | | | | | | | | 379.2 | 349.6 | Bell | | 8 | 67 | 8.4 | 30 | 0 | | | | | | | | | |
| Total Plays | | | | | | | | | | 976 | 1043 | Ware LG | | 5 | 22 | 4.4 | 18 | 0 | | | | | | | | | |
| Avg. Per Play | | | | | | | | | | 6.2 | 5.4 | Ware TM | | 5 | 22 | 4.4 | 18 | 0 | | | | | | | | | |
| NET YARDS RUSHING | | | | | | | | | | 1569 | 2051 | Yelder | | 3 | 50 | 16.7 | 24 | 0 | | | | | | | | | |
| Avg. Per Game | | | | | | | | | | 98.1 | 128.2 | Sherman | | 2 | 22 | 11.0 | 15 | 0 | | | | | | | | | |
| Total Rushes | | | | | | | | | | 375 | 416 | Thomas TM | | 1 | 6 | 6.0 | 6 | 0 | | | | | | | | | |
| NET YARDS PASSING | | | | | | | | | | 4498 | 3543 | TEAM | | 378 | 4690 | 12.4 | 83t | 30 | | | | | | | | | |
| Avg. Per Game | | | | | | | | | | 281.1 | 221.4 | OPPONENTS | | 352 | 3881 | 11.0 | 69 | 21 | | | | | | | | | |
| Sacked/Yards Lost | | | | | | | | | | 25/192 | 45/338 | * INTERCEPTIONS | | No. | Yds | Avg | Long | TD | | | | | | | | | |
| Gross Yards | | | | | | | | | | 4690 | 3881 | Mathieu | | 4 | 70 | 17.5 | 35 | 0 | | | | | | | | | |
| Att./Completions | | | | | | | | | | 576/378 | 582/352 | Thornhill | | 3 | 46 | 15.3 | 46t | 1 | | | | | | | | | |
| Completion Pct. | | | | | | | | | | 65.6 | 60.5 | C. Ward | | 2 | 10 | 5.0 | 10 | 0 | | | | | | | | | |
| Had Intercepted | | | | | | | | | | 5 | 16 | Sorensen | | 2 | 6 | 3.0 | 6 | 0 | | | | | | | | | |
| PUNTS/AVERAGE | | | | | | | | | | 49/43.4 | 58/43.8 | Breeland | | 2 | 4 | 2.0 | 4 | 0 | | | | | | | | | |
| NET PUNTING AVG. | | | | | | | | | | 49/40.3 | 58/39.6 | Clark | | 1 | 5 | 5.0 | 5 | 0 | | | | | | | | | |
| PENALTIES/YARDS | | | | | | | | | | 107/1029 | 116/844 | Fenton | | 1 | 0 | 0.0 | 0 | 0 | | | | | | | | | |
| FUMBLES/BALL LOST | | | | | | | | | | 20/10 | 20/7 | Lammons LG | | 1 | 0 | 0.0 | 0 | 0 | | | | | | | | | |
| TOUCHDOWNS | | | | | | | | | | 50 | 36 | Lawrence LG | | 1 | 0 | 0.0 | 0 | 0 | | | | | | | | | |
| Rushing | | | | | | | | | | 16 | 14 | Nnadi | | 1 | 0 | 0.0 | 0 | 0 | | | | | | | | | |
| Passing | | | | | | | | | | 30 | 21 | TEAM | | 16 | 141 | 8.8 | 46t | 1 | | | | | | | | | |
| Returns | | | | | | | | | | 4 | 1 | OPPONENTS | | 5 | 23 | 4.6 | 15 | 0 | | | | | | | | | |
| * SCORE BY PERIODS | | | | | | | | | | Q1 | Q2 | Q3 | Q4 | OT | PTS | * PUNTING | | | | No. | Yds | Avg | Net | TB | In | Lg | B |
| TEAM | | | | | | | | | | 90 | 177 | | | | | | | | | | | | | | | | |

| | | | | | | | | | | | | | | | | | | | | | | | | | | | | | |
|--------------------|--|-----------------|--|--------|--|-----------------|--|-----|--|-----------|--|------|--|------|--|----|--|--|--|-----|--|-----|--|-----|--|------|--|----|--|
| WON 5, LOST 11 | | | | | | | | | | * RUSHING | | | | | | | | | | No. | | Yds | | Avg | | Long | | TD | |
| 09/08 W 30-24 | | OT Indianapolis | | 25,363 | | Gordon | | 162 | | 612 | | 3.8 | | 24 | | 8 | | | | | | | | | | | | | |
| 09/15 L 10-13 | | at Detroit | | 60,158 | | Ekeler | | 132 | | 557 | | 4.2 | | 35 | | 3 | | | | | | | | | | | | | |
| 09/22 L 20-27 | | Houston | | 25,349 | | Jackson | | 29 | | 200 | | 6.9 | | 40 | | 0 | | | | | | | | | | | | | |
| 09/29 W 30-10 | | at Miami | | 64,278 | | Rivers | | 12 | | 29 | | 2.4 | | 12 | | 0 | | | | | | | | | | | | | |
| 10/06 L 13-20 | | Denver | | 25,357 | | Pope | | 10 | | 20 | | 2.0 | | 8 | | 0 | | | | | | | | | | | | | |
| 10/13 L 17-24 | | Pittsburgh | | 25,425 | | Allen | | 3 | | 16 | | 5.3 | | 18 | | 0 | | | | | | | | | | | | | |
| 10/20 L 20-23 | | at Tennessee | | 62,431 | | Watt | | 7 | | 10 | | 1.4 | | 3 | | 1 | | | | | | | | | | | | | |
| 10/27 W 17-16 | | at Chicago | | 61,632 | | Taylor | | 10 | | 7 | | 0.7 | | 9 | | 0 | | | | | | | | | | | | | |
| 11/03 W 26-11 | | Green Bay | | 25,435 | | M. Williams | | 1 | | 2 | | 2.0 | | 2 | | 0 | | | | | | | | | | | | | |
| 11/07 L 24-26 | | at Oakland | | 51,954 | | TEAM | | 366 | | 1453 | | 4.0 | | 40 | | 12 | | | | | | | | | | | | | |
| 11/18 L 17-24 | | Kansas City | | 76,252 | | OPPONENTS | | 429 | | 1805 | | 4.2 | | 84t | | 15 | | | | | | | | | | | | | |
| 12/01 L 20-23 | | at Denver | | 74,638 | | * RECEIVING | | No. | | Yds | | Avg | | Long | | TD | | | | | | | | | | | | | |
| 12/08 W 45-10 | | at Jacksonville | | 57,866 | | Allen | | 104 | | 1199 | | 11.5 | | 45 | | 6 | | | | | | | | | | | | | |
| 12/15 L 10-39 | | Minnesota | | 25,446 | | Ekeler | | 92 | | 993 | | 10.8 | | 84t | | 8 | | | | | | | | | | | | | |
| 12/22 L 17-24 | | Oakland | | 25,380 | | Henry | | 55 | | 652 | | 11.9 | | 30t | | 5 | | | | | | | | | | | | | |
| 12/29 L 21-31 | | at Kansas City | | 73,680 | | M. Williams | | 49 | | 1001 | | 20.4 | | 56 | | 2 | | | | | | | | | | | | | |
| | | LA-C | | Opp. | | Gordon | | 42 | | 296 | | 7.0 | | 25 | | 1 | | | | | | | | | | | | | |
| TOTAL FIRST DOWNS | | 349 | | 285 | | Green | | 9 | | 78 | | 8.7 | | 15 | | 1 | | | | | | | | | | | | | |
| Rushing | | 90 | | 101 | | Jackson | | 9 | | 22 | | 2.4 | | 9 | | 0 | | | | | | | | | | | | | |
| Passing | | 220 | | 156 | | Inman | | 8 | | 132 | | 16.5 | | 28 | | 0 | | | | | | | | | | | | | |
| Penalty | | 39 | | 28 | | Patton | | 6 | | 56 | | 9.3 | | 15 | | 0 | | | | | | | | | | | | | |
| 3rd Down: Made/Att | | 86/194 | | 88/195 | | Benjamin | | 6 | | 30 | | 5.0 | | 13 | | 0 | | | | | | | | | | | | | |
| 3rd Down Pct. | | 44.3 | | 45.1 | | Kendricks | | 3 | | 50 | | 16.7 | | 24 | | 0 | | | | | | | | | | | | | |
| 4th Down: Made/Att | | 10/18 | | 8/13 | | Kendricks | | 3 | | 50 | | 16.7 | | 24 | | 0 | | | | | | | | | | | | | |
| 4th Down Pct. | | 55.6 | | 61.5 | | G. Davis | | 3 | | 38 | | 12.7 | | 19 | | 0 | | | | | | | | | | | | | |
| POSSESSION AVG. | | 30:37 | | 29:23 | | Watt | | 3 | | 32 | | 10.7 | | 21 | | 0 | | | | | | | | | | | | | |
| TOTAL NET YARDS | | 5879 | | 5009 | | Moore | | 2 | | 43 | | 21.5 | | 32 | | 0 | | | | | | | | | | | | | |
| Avg. Per Game | | 367.4 | | 313.1 | | Pope | | 2 | | 14 | | 7.0 | | 13t | | 1 | | | | | | | | | | | | | |
| Total Plays | | 997 | | 923 | | Culkin | | 1 | | 12 | | 12.0 | | 12 | | 0 | | | | | | | | | | | | | |
| Avg. Per Play | | 5.9 | | 5.4 | | TEAM | | 394 | | 4648 | | 11.8 | | 84t | | 24 | | | | | | | | | | | | | |
| NET YARDS RUSHING | | 1453 | | 1805 | | OPPONENTS | | 328 | | 3394 | | 10.3 | | 70t | | 21 | | | | | | | | | | | | | |
| Avg. Per Game | | 90.8 | | 112.8 | | * INTERCEPTIONS | | No. | | Yds | | Avg | | Long | | TD | | | | | | | | | | | | | |
| Total Rushes | | 366 | | 429 | | Jenkins | | 3 | | 10 | | 3.3 | | 8 | | 0 | | | | | | | | | | | | | |
| NET YARDS PASSING | | 4426 | | 3204 | | Hayward | | 2 | | 37 | | 18.5 | | 37 | | 0 | | | | | | | | | | | | | |
| | | | | | | | | | | | | | | | | | | | | | | | | | | | | | |

MIAMI DOLPHINS / WEEK 17 / THROUGH SUNDAY, DECEMBER 29, 2019

| | | | | | | | | | | | |
|--|-----------------|----------|-----------------|-----|-----------|-------|--------|----------------|-------------------|------|----|
| WON 5, LOST 11 | | | | | * RUSHING | | No. | Yds | Avg | Long | TD |
| 09/08 L 10-59 | Baltimore | 65,012 | R. Fitzpatrick | | | | 54 | 243 | 4.5 | 20 | 4 |
| 09/15 L 0-43 | New England | 65,513 | Walton | | | | 53 | 201 | 3.8 | 19 | 0 |
| 09/22 L 6-31 | at Dallas | 90,127 | Drake | TM | | | 47 | 174 | 3.7 | 11 | 0 |
| 09/29 L 10-30 | L.A. Chargers | 64,278 | Laird | | | | 62 | 168 | 2.7 | 18 | 1 |
| 10/13 L 16-17 | Washington | 59,808 | Ballage | | | | 74 | 135 | 1.8 | 8 | 3 |
| 10/20 L 21-31 | at Buffalo | 68,340 | Gaskin | | | | 36 | 133 | 3.7 | 27 | 1 |
| 10/28 L 14-27 | at Pittsburgh | 59,244 | T. Davis | LG | | | 4 | 73 | 18.3 | 60t | 1 |
| 11/03 W 26-18 | N.Y. Jets | 59,229 | A. Wilson | | | | 5 | 45 | 9.0 | 28 | 0 |
| 11/10 W 16-12 | at Indianapolis | 60,510 | Perine | LG | | | 5 | 16 | 3.2 | 9 | 0 |
| 11/17 L 20-37 | Buffalo | 64,187 | Perine | TM | | | 5 | 16 | 3.2 | 9 | 0 |
| 11/24 L 24-41 | at Cleveland | 67,431 | Rosen | | | | 3 | 13 | 4.3 | 6 | 0 |
| 12/01 W 37-31 | Philadelphia | 65,545 | Ford | | | | 1 | 11 | 11.0 | 11 | 0 |
| 12/08 L 21-22 | at N.Y. Jets | 78,523 | Turner | LG | | | 4 | 6 | 1.5 | 5 | 0 |
| 12/15 L 20-36 | at N.Y. Giants | 72,894 | Turner | TM | | | 4 | 6 | 1.5 | 5 | 0 |
| 12/22 W 38-35 OT | Cincinnati | 60,968 | Grant | | | | 4 | 5 | 1.3 | 7t | 1 |
| 12/29 W 27-24 | at New England | 65,878 | Walford | | | | 0 | 4 | --- | 4 | 0 |
| | Miami | | Haack | | | | 1 | 2 | 2.0 | 2 | 0 |
| TOTAL FIRST DOWNS | 315 | 361 | Zenner | LG | | | 3 | -2 | -.7 | 1 | 0 |
| Rushing | 64 | 113 | TEAM | | | | 349 | 1156 | 3.3 | 28 | 10 |
| Passing | 210 | 214 | OPPONENTS | | | | 485 | 2166 | 4.5 | 60 | 15 |
| Penalty | 41 | 34 | * RECEIVING | | | | No. | Yds | Avg | Long | TD |
| 3rd Down: Made/Att | 71/207 | 81/194 | D. Parker | | | | 72 | 1202 | 16.7 | 51 | 9 |
| 3rd Down Pct. | 34.3 | 41.8 | Gesicki | | | | 51 | 570 | 11.2 | 34 | 5 |
| 4th Down: Made/Att | 13/28 | 8/13 | A. Wilson | | | | 43 | 351 | 8.2 | 35 | 1 |
| 4th Down Pct. | 46.4 | 61.5 | Williams | | | | 32 | 428 | 13.4 | 35 | 3 |
| POSSESSION AVG. | 28:37 | 31:23 | Hurns | | | | 32 | 416 | 13.0 | 27 | 2 |
| TOTAL NET YARDS | 4960 | 6364 | Ford | | | | 23 | 244 | 10.6 | 28 | 0 |
| Avg. Per Game | 310.0 | 397.8 | Laird | | | | 23 | 204 | 8.9 | 21 | 0 |
| Total Plays | 1022 | 1053 | Drake | TM | | | 22 | 174 | 7.9 | 26 | 0 |
| Avg. Per Play | 4.9 | 6.0 | Grant | | | | 19 | 164 | 8.6 | 18 | 0 |
| NET YARDS RUSHING | 1156 | 2166 | Walton | | | | 15 | 89 | 5.9 | 18 | 0 |
| Avg. Per Game | 72.3 | 135.4 | Ballage | | | | 14 | 63 | 4.5 | 13 | 0 |
| Total Rushes | 349 | 485 | Hollins | LG | | | 10 | 125 | 12.5 | 20 | 0 |
| NET YARDS PASSING | 3804 | 4198 | T. Davis | LG | | | 8 | 111 | 13.9 | 28 | 0 |
| Avg. Per Game | 237.8 | 262.4 | Smythe | | | | 7 | 65 | 9.3 | 24 | 0 |
| Sacked/Yards Lost | 58/313 | 23/155 | Gaskin | | | | 7 | 51 | 7.3 | 20 | 0 |
| Gross Yards | 4117 | 4353 | Walford | | | | 4 | 57 | 14.3 | 19 | 0 |
| Att./Completions | 615/371 | 545/344 | O'Leary | TM | | | 4 | 37 | 9.3 | 19 | 0 |
| Completion Pct. | 60.3 | 63.1 | Zenner | LG | | | 2 | 19 | 9.5 | 13 | 0 |
| Had Intercepted | 18 | 13 | Sanders | | | | 1 | 1 | 1.0 | 1t | 1 |
| PUNTS/AVERAGE | 69/45.0 | 57/44.7 | Wilkins | | | | 1 | 1 | 1.0 | 1t | 1 |
| NET PUNTING AVG. | 69/41.1 | 57/41.2 | Deiter | | | | 1 | 0 | 0.0 | 0 | 0 |
| PENALTIES/YARDS | 92/769 | 111/1084 | TEAM | | | | 371 | 4117 | 11.1 | 51 | 22 |
| FUMBLES/BALL LOST | 25/8 | 17/3 | OPPONENTS | | | | 344 | 4353 | 12.7 | 83t | 39 |
| TOUCHDOWNS | 34 | 57 | * INTERCEPTIONS | | | | No. | Yds | Avg | Long | TD |
| Rushing | 10 | 15 | McCain | | | | 2 | 53 | 26.5 | 32 | 0 |
| Passing | 22 | 39 | S. Parker | | | | 2 | 35 | 17.5 | 35 | 0 |
| Returns | 2 | 3 | Needham | | | | 2 | 23 | 11.5 | 23 | 0 |
| * SCORE BY PERIODS | Q1 | Q2 | Q3 | Q4 | OT | PTS | Rowe | | | | |
| TEAM | 54 | 115 | 49 | 85 | 3 | 306 | Baker | | | | |
| OPPONENTS | 91 | 140 | 106 | 157 | 0 | 494 | Biegel | | | | |
| * SCORING | TD-Ru-Pa-Rt | K-PAT | FG | S | PTS | Lewis | LG | | | | |
| Sanders | 1 | 0 | 1 | 0 | 29/30 | 23/30 | 0 | 104 | Lewis | TM | |
| D. Parker | 9 | 0 | 9 | 0 | | 0 | 54 | Howard | | | |
| Gesicki | 5 | 0 | 5 | 0 | | 0 | 30 | Lammons | TM | | |
| R. Fitzpatrick | 4 | 4 | 0 | 0 | | 0 | 24 | Wiltz | | | |
| Ballage | 3 | 3 | 0 | 0 | | 0 | 18 | TEAM | | | |
| Williams | 3 | 0 | 3 | 0 | | 0 | 18 | OPPONENTS | | | |
| Grant | 2 | 1 | 0 | 1 | | 0 | 12 | * PUNTING | | | |
| Hurns | 2 | 0 | 2 | 0 | | 0 | 12 | Haack | | | |
| Laird | 1 | 1 | 0 | 0 | | 0 | 8 | TEAM | | | |
| T. Davis LG | 1 | 1 | 0 | 0 | | 0 | 6 | OPPONENTS | | | |
| Gaskin | 1 | 1 | 0 | 0 | | 0 | 6 | * PUNT RETURNS | | | |
| Rowe | 1 | 0 | 0 | 1 | | 0 | 6 | T. Davis | LG | | |
| Wilkins | 1 | 0 | 1 | 0 | | 0 | 6 | T. Davis | TM | | |
| A. Wilson | 1 | 0 | 1 | 0 | | 0 | 6 | Sherels | LG | | |
| TEAM | 34 | 10 | 22 | 2 | 29/30 | 23/30 | 1 | 306 | Sherels | TM | |
| OPPONENTS | 57 | 15 | 39 | 3 | 47/52 | 31/38 | 2 | 494 | Williams | | |
| 2-Pt Conv: Laird, TM 1-4, OPP 4-5 | | | | | | | | | Grant | | |
| SACKS: Charlton LG 5, Charlton TM 5, | | | | | | | | | TEAM | | |
| Eguavoen 3.5, Biegel 2.5, Godchaux 2, | | | | | | | | | OPPONENTS | | |
| Wilkins 2, Baker 1.5, T. Harris 1.5, | | | | | | | | | * KICKOFF RETURNS | | |
| Jenkins 1, Needham 1, Sieler LG 1, | | | | | | | | | T. Davis | LG | |
| Sieler TM 1, Van Ginkel 1, C. Harris 0.5, | | | | | | | | | T. Davis | TM | |
| Ledbetter 0.5, TM 23, OPP 58 | | | | | | | | | Grant | | |
| FUM/LOST: R. Fitzpatrick 9/2, | | | | | | | | | Sherels | LG | |
| T. Davis(LG) 3/2, Drake(TM) 2/1, Grant 2/1, | | | | | | | | | Sherels | TM | |
| Williams 2/1, T. Davis(TM) 1/0, Gesicki 1/1, | | | | | | | | | Smythe | | |
| Hurns 1/1, Kilgore 1/0, McCain 1/0, | | | | | | | | | Drake | TM | |
| O'Leary(TM) 1/0, Rosen 1/0, Sherels(TM) 1/0, | | | | | | | | | Ford | | |
| Sherels(LG) 1/0, Walton 1/1, Wilkins 1/0 | | | | | | | | | TEAM | | |
| | | | | | | | | | OPPONENTS | | |

* FIELD GOALS 1-19 20-29 30-39 40-49 50+
 Sanders 0/ 0 7/ 7 8/ 9 5/ 9 3/ 5
 TEAM 0/ 0 7/ 7 8/ 9 5/ 9 3/ 5
 OPPONENTS 0/ 0 9/ 9 6/ 6 12/16 4/ 7
 Sanders: (54G)() (47N,22G,33G) (30G,50N,52N) (39G)
 () (49N,26G) (47G,48G,48G) () (36G) (51G) (22G,25G,
 28G,31G,34N,53G,48G,37G) (49N,24G,47G) (47N,37G)
 (27G,32G)
 OPP: (34G) (48N,28G) (28G,55N) (44G,45G,51G) (21G,
 55N) (39G,43G,45G) (42G,54N,41G) (49N,52G,40G,29G)
 (25G,39G) (51G,34G,21G) (46N,40G,26G) (48G,43G,49N,
 37G) (37G,42G,44G) () (20G,57G) (25G)

| | | | | | | | | | | | | | | |
|----------------|-----|-----|------|------|-------|----|------|----|-----|-----|-----|-----|-------|--|
| * PASSING | | | | | | | | | | | | | | |
| R. Fitzpatrick | 502 | 311 | 3529 | 62.0 | 7.03 | 20 | 4.0 | 13 | 2.6 | 51 | 40/ | 209 | 85.5 | |
| Rosen | 109 | 58 | 567 | 53.2 | 5.20 | 1 | 0.9 | 5 | 4.6 | 40 | 16/ | 93 | 52.0 | |
| Haack | 2 | 1 | 1 | 50.0 | 0.50 | 1 | 50.0 | 0 | 0.0 | 1t | 0/ | 0 | 95.8 | |
| A. Wilson | 2 | 1 | 20 | 50.0 | 10.00 | 0 | 0.0 | 0 | 0.0 | 20 | 1/ | 10 | 85.4 | |
| Williams | 0 | 0 | 0 | --- | --- | 0 | --- | 0 | --- | --- | 1/ | 1 | --- | |
| TEAM | 615 | 371 | 4117 | 60.3 | 6.69 | 22 | 3.6 | 18 | 2.9 | 51 | 58/ | 313 | 80.0 | |
| OPPONENTS | 545 | 344 | 4353 | 63.1 | 7.99 | 39 | 7.2 | 13 | 2.4 | 83t | 23/ | 155 | 101.9 | |

| | | | | | | | | | | | | | | | | | | | | | | | | | | | | | | | | | | | | | | | | | | | | |
|--------------------|-----------------|--|--|--|--------|--|--|--|-----------|-----------|--|--|-----|------|------|-----|----|--|--|-----------|-----|-----|------|----|--|--|--|--|--|-----------------|------|-----|-----|---|--|--|--|--|--|-----|------|------|------|----|
| WON 12, LOST 4 | | | | | | | | | | * RUSHING | | | | | | | | | | No. | Yds | Avg | Long | TD | | | | | | | | | | | | | | | | | | | | |
| 09/08 W 33- 3 | Pittsburgh | | | | 65,878 | | | | Michel | | | | 247 | 912 | 3.7 | 26 | 7 | | | | | | | | | | | | | | | | | | | | | | | | | | | |
| 09/15 W 43- 0 | at Miami | | | | 65,513 | | | | Burkhead | | | | 65 | 302 | 4.6 | 33t | 3 | | | | | | | | | | | | | | | | | | | | | | | | | | | |
| 09/22 W 30-14 | N.Y. Jets | | | | 65,878 | | | | White | | | | 67 | 263 | 3.9 | 32 | 1 | | | | | | | | | | | | | | | | | | | | | | | | | | | |
| 09/29 W 16-10 | at Buffalo | | | | 70,317 | | | | Bolden | | | | 15 | 68 | 4.5 | 21 | 3 | | | | | | | | | | | | | | | | | | | | | | | | | | | |
| 10/06 W 33- 7 | at Washington | | | | 76,483 | | | | Harry | | | | 5 | 49 | 9.8 | 18 | 0 | | | | | | | | | | | | | | | | | | | | | | | | | | | |
| 10/10 W 35-14 | N.Y. Giants | | | | 65,878 | | | | Brady | | | | 26 | 34 | 1.3 | 17 | 3 | | | | | | | | | | | | | | | | | | | | | | | | | | | |
| 10/21 W 33- 0 | at N.Y. Jets | | | | 78,523 | | | | Edelman | | | | 8 | 27 | 3.4 | 9 | 0 | | | | | | | | | | | | | | | | | | | | | | | | | | | |
| 10/27 W 27-13 | Cleveland | | | | 65,878 | | | | Dorsett | | | | 3 | 21 | 7.0 | 9 | 0 | | | | | | | | | | | | | | | | | | | | | | | | | | | |
| 11/03 L 20-37 | at Baltimore | | | | 71,157 | | | | Harris | | | | 4 | 12 | 3.0 | 13 | 0 | | | | | | | | | | | | | | | | | | | | | | | | | | | |
| 11/17 W 17-10 | at Philadelphia | | | | 69,796 | | | | Sanu LG | | | | 3 | 11 | 3.7 | 8 | 0 | | | | | | | | | | | | | | | | | | | | | | | | | | | |
| 11/24 W 13- 9 | Dallas | | | | 65,878 | | | | Sanu TM | | | | 1 | 8 | 8.0 | 8 | 0 | | | | | | | | | | | | | | | | | | | | | | | | | | | |
| 12/01 L 22-28 | at Houston | | | | 72,025 | | | | Brown | | | | 1 | 5 | 5.0 | 5 | 0 | | | | | | | | | | | | | | | | | | | | | | | | | | | |
| 12/08 L 16-23 | Kansas City | | | | 65,878 | | | | Develin | | | | 2 | 3 | 1.5 | 2 | 0 | | | | | | | | | | | | | | | | | | | | | | | | | | | |
| 12/15 W 34-13 | at Cincinnati | | | | 57,066 | | | | Gordon TM | | | | 1 | 1 | 1.0 | 1 | 0 | | | | | | | | | | | | | | | | | | | | | | | | | | | |
| 12/21 W 24-17 | Buffalo | | | | 65,878 | | | | Stidham | | | | 2 | -2 | -1.0 | -1 | 0 | | | | | | | | | | | | | | | | | | | | | | | | | | | |
| 12/29 L 24-27 | Miami | | | | 65,878 | | | | TEAM | | | | 447 | 1703 | 3.8 | 33t | 17 | | | | | | | | | | | | | | | | | | | | | | | | | | | |
| N.E. | | | | | | | | | | Opp. | | | | | | | | | | OPPONENTS | | | | | | | | | | 365 | 1528 | 4.2 | 65t | 7 | | | | | | | | | | |
| TOTAL FIRST DOWNS | | | | | | | | | | 338 | | | | | | | | | | 261 | | | | | | | | | | * RECEIVING | | | | | | | | | | No. | Yds | Avg | Long | TD |
| Rushing | | | | | | | | | | 110 | | | | | | | | | | 72 | | | | | | | | | | Edelman | | | | | | | | | | 100 | 1117 | 11.2 | 44 | 6 |
| Passing | | | | | | | | | | 197 | | | | | | | | | | 150 | | | | | | | | | | White | | | | | | | | | | 72 | 645 | 9.0 | 59 | 5 |
| Penalty | | | | | | | | | | 31 | | | | | | | | | | 39 | | | | | | | | | | Sanu LG | | | | | | | | | | 59 | 520 | 8.8 | 28 | 2 |
| 3rd Down: Made/Att | | | | | | | | | | 87/227 | | | | | | | | | | 47/195 | | | | | | | | | | Sanu TM | | | | | | | | | | 26 | 207 | 8.0 | 22 | 1 |
| 3rd Down Pct. | | | | | | | | | | 38.3 | | | | | | | | | | 24.1 | | | | | | | | | | Dorsett | | | | | | | | | | 29 | 397 | 13.7 | 58t | 5 |
| 4th Down: Made/Att | | | | | | | | | | 6/15 | | | | | | | | | | 8/22 | | | | | | | | | | Burkhead | | | | | | | | | | 27 | 279 | 10.3 | 32 | 0 |
| 4th Down Pct. | | | | | | | | | | 40.0 | | | | | | | | | | 36.4 | | | | | | | | | | Meyers | | | | | | | | | | 26 | 359 | 13.8 | 35 | 0 |
| POSSESSION AVG. | | | | | | | | | | 31:42 | | | | | | | | | | 28:18 | | | | | | | | | | Gordon TM | | | | | | | | | | 20 | 287 | 14.4 | 44 | 1 |
| TOTAL NET YARDS | | | | | | | | | | 5664 | | | | | | | | | | 4414 | | | | | | | | | | Watson | | | | | | | | | | 17 | 173 | 10.2 | 26 | 0 |
| Avg. Per Game | | | | | | | | | | 354.0 | | | | | | | | | | 275.9 | | | | | | | | | | LaCosse | | | | | | | | | | 13 | 131 | 10.1 | 24 | 1 |
| Total Plays | | | | | | | | | | 1095 | | | | | | | | | | 948 | | | | | | | | | | Harry | | | | | | | | | | 12 | 105 | 8.8 | 18 | 2 |
| Avg. Per Play | | | | | | | | | | 5.2 | | | | | | | | | | 4.7 | | | | | | | | | | Michel | | | | | | | | | | 12 | 94 | 7.8 | 19 | 0 |
| NET YARDS RUSHING | | | | | | | | | | 1703 | | | | | | | | | | 1528 | | | | | | | | | | Bolden | | | | | | | | | | 9 | 111 | 12.3 | 29t | 1 |
| Avg. Per Game | | | | | | | | | | 106.4 | | | | | | | | | | 95.5 | | | | | | | | | | Izzo | | | | | | | | | | 6 | 114 | 19.0 | 41 | 1 |
| Total Rushes | | | | | | | | | | 447 | | | | | | | | | | 365 | | | | | | | | | | Brown | | | | | | | | | | 4 | 56 | 14.0 | 20t | 1 |
| NET YARDS PASSING | | | | | | | | | | 3961 | | | | | | | | | | 2886 | | | | | | | | | | Olszewski | | | | | | | | | | 2 | 34 | 17.0 | 29 | 0 |
| Avg. Per Game | | | | | | | | | | 247.6 | | | | | | | | | | 180.4 | | | | | | | | | | E. Roberts | | | | | | | | | | 1 | 38 | 38.0 | 38t | 1 |
| Sacked/Yards Lost | | | | | | | | | | 28/192 | | | | | | | | | | 47/328 | | | | | | | | | | Johnson | | | | | | | | | | 1 | 5 | 5.0 | 5 | 0 |
| Gross Yards | | | | | | | | | | 4153 | | | | | | | | | | 3214 | | | | | | | | | | Tomlinson TM | | | | | | | | | | 1 | 1 | 1.0 | 1 | 0 |
| Att./Completions | | | | | | | | | | 620/378 | | | | | | | | | | 536/303 | | | | | | | | | | TEAM | | | | | | | | | | 378 | 4153 | 11.0 | 59 | 25 |
| Completion Pct. | | | | | | | | | | 61.0 | | | | | | | | | | 56.5 | | | | | | | | | | OPPONENTS | | | | | | | | | | 303 | 3214 | 10.6 | 64t | 13 |
| Had Intercepted | | | | | | | | | | 9 | | | | | | | | | | 25 | | | | | | | | | | * INTERCEPTIONS | | | | | | | | | | No. | Yds | Avg | Long | TD |
| PUNTS/AVERAGE | | | | | | | | | | 81/44.9 | | | | | | | | | | 90/42.8 | | | | | | | | | | Gilmore | | | | | | | | | | 6 | 126 | 21.0 | 64t | 2 |
| NET PUNTING AVG. | | | | | | | | | | 81/41.3 | | | | | | | | | | 90/39.5 | | | | | | | | | | D. McCourty | | | | | | | | | | 5 | 49 | 9.8 | 24 | 0 |
| PENALTIES/YARDS | | | | | | | | | | 94/828 | | | | | | | | | | 107/920 | | | | | | | | | | Jackson | | | | | | | | | | 5 | 39 | 7.8 | 19 | 0 |
| FUMBLES/BALL LOST | | | | | | | | | | 13/6 | | | | | | | | | | 26/11 | | | | | | | | | | Collins | | | | | | | | | | 3 | 85 | 28.3 | 69t | 1 |
| TOUCHDOWNS | | | | | | | | | | 49 | | | | | | | | | | 25 | | | | | | | | | | Harmon | | | | | | | | | | 2</ | | | | |

Folk: () () () () () () () () (22G,19G) (35G,22G,39G)
 (44G,46N,48N,42G) () (41B,29G) (40G,46G) (36G,51G,
 20G) (25G)
 Gostkowski: (25G,41G,35G,39G) (48N,28G) (37G) (23G)
 () () () () () () () () () ()
 Nugent: () () () () (37G,23G) (40N) (34G) (20G,29B,29G,
 34N) () () () () () () ()
 TM: (25G,41G,35G,39G) (48N,28G) (37G) (23G) (37G,
 23G) (40N) (34G) (20G,29B,29G,34N) (22G,19G) (35G,
 22G,39G) (44G,46N,48N,42G) (23G) (41B,29G) (40G,46G)
 (36G,51G,20G) (25G)
 OPP: (19G) () () (46G,49N) () () () (38G,47G) (39G) (42G)
 (46N,46G,27G,29G) () (48G,31G,41G) (34G,48G) (35G)
 (27G,32G)

2-Pt Conv: Edelman, White, TM 2-4, OPP 0-0 SACKS: Collins 7, Van Noy 6.5, Butler 6, Hightower 5.5,
 Winovich 5.5, Simon 4, Guy 3, Shelton 3, Bennett TM 2.5, Wise 2, E. Roberts 1, (group) 1,
 TM 47, OPP 28 FUM/LOST: Brady 4/1, Edelman 3/1, Michel 2/1, Burkhead 1/1, Olszewski 1/1,
 Thuney 1/0, White 1/1

| * PASSING | Att | Cmp | Yds | Cmp% | Yds/Att | TD | TD% | Int | Int% | Long | Sack/Lost | Rating |
|-----------|-----|-----|------|-------|---------|----|------|-----|------|------|-----------|--------|
| Brady | 613 | 373 | 4057 | 60.8 | 6.62 | 24 | 3.9 | 8 | 1.3 | 59 | 27/ 185 | 88.0 |
| Stidham | 4 | 2 | 14 | 50.0 | 3.50 | 0 | 0.0 | 1 | 25.0 | 11 | 1/ 7 | 18.8 |
| Edelman | 2 | 2 | 47 | 100.0 | 23.50 | 1 | 50.0 | 0 | 0.0 | 32 | 0/ 0 | 158.3 |
| White | 1 | 1 | 35 | 100.0 | 35.00 | 0 | 0.0 | 0 | 0.0 | 35 | 0/ 0 | 118.8 |
| TEAM | 620 | 378 | 4153 | 61.0 | 6.70 | 25 | 4.0 | 9 | 1.5 | 59 | 28/ 192 | 88.2 |
| OPPONENTS | 536 | 303 | 3214 | 56.5 | 6.00 | 13 | 2.4 | 25 | 4.7 | 64t | 47/ 328 | 62.8 |

| | | | | | | | | | | | | | | | | | | |
|--------------------|-----------------|------|--|---------|--------|-----------------|--|--|--|-----|-----|------|------|------|-----|-----|------|----|
| WON 7, LOST 9 | | | | | | * RUSHING | | | | | | | | No. | Yds | Avg | Long | TD |
| 09/08 L 16-17 | Buffalo | | | | 78,523 | Bell | | | | | | 245 | 789 | 3.2 | 19 | 3 | | |
| 09/16 L 3-23 | Cleveland | | | | 78,523 | Powell | | | | | | 59 | 229 | 3.9 | 17 | 0 | | |
| 09/22 L 14-30 | at New England | | | | 65,878 | Montgomery | | | | | | 32 | 103 | 3.2 | 15 | 0 | | |
| 10/06 L 6-31 | at Philadelphia | | | | 69,796 | Darnold | | | | | | 33 | 62 | 1.9 | 24 | 2 | | |
| 10/13 W 24-22 | Dallas | | | | 78,523 | V. Smith LG | | | | | | 3 | 52 | 17.3 | 20 | 1 | | |
| 10/21 L 0-33 | New England | | | | 78,523 | V. Smith TM | | | | | | 3 | 52 | 17.3 | 20 | 1 | | |
| 10/27 L 15-29 | at Jacksonville | | | | 57,833 | Jo. Adams | | | | | | 8 | 12 | 1.5 | 10 | 0 | | |
| 11/03 L 18-26 | at Miami | | | | 59,229 | R. Anderson | | | | | | 1 | 4 | 4.0 | 4 | 0 | | |
| 11/10 W 34-27 | N.Y. Giants | | | | 78,523 | Crowder | | | | | | 1 | 4 | 4.0 | 4 | 0 | | |
| 11/17 W 34-17 | at Washington | | | | 56,426 | Wesco | | | | | | 1 | 2 | 2.0 | 2 | 0 | | |
| 11/24 W 34- 3 | Oakland | | | | 78,523 | TEAM | | | | | | 383 | 1257 | 3.3 | 24 | 6 | | |
| 12/01 L 6-22 | at Cincinnati | | | | 39,804 | OPPONENTS | | | | | | 417 | 1391 | 3.3 | 66 | 12 | | |
| 12/08 W 22-21 | Miami | | | | 78,523 | * RECEIVING | | | | | No. | Yds | Avg | Long | TD | | | |
| 12/12 L 21-42 | at Baltimore | | | | 70,545 | Crowder | | | | | 78 | 833 | 10.7 | 41 | 6 | | | |
| 12/22 W 16-10 | Pittsburgh | | | | 78,523 | Bell | | | | | 66 | 461 | 7.0 | 23 | 1 | | | |
| 12/29 W 13- 6 | at Buffalo | | | | 69,016 | R. Anderson | | | | | 52 | 779 | 15.0 | 92t | 5 | | | |
| | NY-J | Opp. | | | | Thomas LG | | | | | 36 | 433 | 12.0 | 47 | 1 | | | |
| TOTAL FIRST DOWNS | 253 | | | 302 | | Thomas TM | | | | | 36 | 433 | 12.0 | 47 | 1 | | | |
| Rushing | 61 | | | 75 | | Griffin | | | | | 34 | 320 | 9.4 | 45 | 5 | | | |
| Passing | 162 | | | 187 | | V. Smith LG | | | | | 17 | 225 | 13.2 | 37 | 0 | | | |
| Penalty | 30 | | | 40 | | V. Smith TM | | | | | 17 | 225 | 13.2 | 37 | 0 | | | |
| 3rd Down: Made/Att | 65/212 | | | 88/225 | | Montgomery | | | | | 13 | 90 | 6.9 | 21 | 0 | | | |
| 3rd Down Pct. | 30.7 | | | 39.1 | | D. Brown | | | | | 7 | 72 | 10.3 | 24 | 1 | | | |
| 4th Down: Made/Att | 7/19 | | | 3/12 | | Powell | | | | | 7 | 33 | 4.7 | 9 | 0 | | | |
| 4th Down Pct. | 36.8 | | | 25.0 | | Berrios | | | | | 6 | 115 | 19.2 | 69 | 0 | | | |
| POSSESSION AVG. | 28:53 | | | 31:07 | | Travis LG | | | | | 4 | 51 | 12.8 | 25 | 0 | | | |
| TOTAL NET YARDS | 4368 | | | 5170 | | Wesco | | | | | 2 | 47 | 23.5 | 32 | 0 | | | |
| Avg. Per Game | 273.0 | | | 323.1 | | Bellamy | | | | | 2 | 20 | 10.0 | 15 | 0 | | | |
| Total Plays | 956 | | | 1037 | | J. Smith | | | | | 1 | 12 | 12.0 | 12 | 0 | | | |
| Avg. Per Play | 4.6 | | | 5.0 | | Herndon | | | | | 1 | 7 | 7.0 | 7 | 0 | | | |
| NET YARDS RUSHING | 1257 | | | 1391 | | Enunwa | | | | | 1 | -4 | -4.0 | 8 | 0 | | | |
| Avg. Per Game | 78.6 | | | 86.9 | | TEAM | | | | | 323 | 3443 | 10.7 | 92t | 19 | | | |
| Total Rushes | 383 | | | 417 | | OPPONENTS | | | | | 363 | 4001 | 11.0 | 89t | 25 | | | |
| NET YARDS PASSING | 3111 | | | 3779 | | * INTERCEPTIONS | | | | No. | Yds | Avg | Long | TD | | | | |
| Avg. Per Game | 194.4 | | | 236.2 | | Hewitt | | | | | 2 | 13 | 6.5 | 9 | 0 | | | |
| Sacked/Yards Lost | 52/332 | | | 35/222 | | Ja. Adams | | | | | 1 | 61 | 61.0 | 61t | 1 | | | |
| Gross Yards | 3443 | | | 4001 | | C. Mosley | | | | | 1 | 17 | 17.0 | 17t | 1 | | | |
| Att./Completions | 521/323 | | | 585/363 | | Poole | | | | | 1 | 15 | 15.0 | 15t | 1 | | | |
| Completion Pct. | 62.0</ | | | | | | | | | | | | | | | | | |

OAKLAND RAIDERS / WEEK 17 / THROUGH SUNDAY, DECEMBER 29, 2019

| | | | | | | | | | | | | | | | | | | | | | | | | |
|---|---|---------|-----------------|------|---------|----------------|-----------|-----|-------------------|-----------|-----------|--------|-------|-----|---|------|----|---|--|-----|-----|-----|------|----|
| WON 7, LOST 9 | | | | | | | | | | * RUSHING | | | | | | | | | | No. | Yds | Avg | Long | TD |
| 09/09 W 24-16 | Denver | 52,359 | Jacobs | 242 | 1150 | 4.8 | 51 | 7 | | | | | | | | | | | | | | | | |
| 09/15 L 10-28 | Kansas City | 52,748 | Washington | 108 | 387 | 3.6 | 36 | 3 | | | | | | | | | | | | | | | | |
| 09/22 L 14-34 | at Minnesota | 66,738 | Richard | 39 | 145 | 3.7 | 13 | 0 | | | | | | | | | | | | | | | | |
| 09/29 W 31-24 | at Indianapolis | 62,259 | Carr | 27 | 82 | 3.0 | 15 | 2 | | | | | | | | | | | | | | | | |
| 10/06 W 24-21 | Chicago | 60,463 | Davis | 4 | 73 | 18.3 | 60t | 1 | | | | | | | | | | | | | | | | |
| 10/20 L 24-42 | at Green Bay | 78,160 | Carrier | 1 | 27 | 27.0 | 27 | 0 | | | | | | | | | | | | | | | | |
| 10/27 L 24-27 | at Houston | 71,893 | Ingold | 10 | 17 | 1.7 | 4 | 0 | | | | | | | | | | | | | | | | |
| 11/03 W 31-24 | Detroit | 53,318 | Waller | 2 | 5 | 2.5 | 7 | 0 | | | | | | | | | | | | | | | | |
| 11/07 W 26-24 | L.A. Chargers | 51,954 | E. Harris | 1 | 4 | 4.0 | 4 | 0 | | | | | | | | | | | | | | | | |
| 11/17 W 17-10 | Cincinnati | 51,921 | Jones | 1 | 3 | 3.0 | 3 | 0 | | | | | | | | | | | | | | | | |
| 11/24 L 3-34 | at N.Y. Jets | 78,523 | Jones | 1 | 3 | 3.0 | 3 | 0 | | | | | | | | | | | | | | | | |
| 12/01 L 9-40 | at Kansas City | 73,548 | Glennon | 2 | 0 | 0.0 | 0 | 0 | | | | | | | | | | | | | | | | |
| 12/08 L 21-42 | Tennessee | 52,760 | TEAM | 437 | 1893 | 4.3 | 60t | 13 | | | | | | | | | | | | | | | | |
| 12/15 L 16-20 | Jacksonville | 52,788 | OPPONENTS | 405 | 1570 | 3.9 | 30 | 15 | | | | | | | | | | | | | | | | |
| 12/22 W 24-17 | at L.A. Chargers | 25,380 | * RECEIVING | No. | Yds | Avg | Long | TD | | | | | | | | | | | | | | | | |
| 12/29 L 15-16 | at Denver | 76,334 | Waller | 90 | 1145 | 12.7 | 75 | 3 | | | | | | | | | | | | | | | | |
| | Oak. | Opp. | Renfrow | 49 | 605 | 12.3 | 65t | 4 | | | | | | | | | | | | | | | | |
| TOTAL FIRST DOWNS | 315 | 344 | Williams | 42 | 651 | 15.5 | 46t | 6 | | | | | | | | | | | | | | | | |
| Rushing | 104 | 91 | Richard | 36 | 323 | 9.0 | 33 | 0 | | | | | | | | | | | | | | | | |
| Passing | 194 | 201 | Washington | 36 | 292 | 8.1 | 28 | 0 | | | | | | | | | | | | | | | | |
| Penalty | 17 | 52 | Jones | 27 | 216 | 8.0 | 23 | 0 | | | | | | | | | | | | | | | | |
| 3rd Down: Made/Att | 88/201 | 81/190 | Jones | 20 | 147 | 7.4 | 16 | 0 | | | | | | | | | | | | | | | | |
| 3rd Down Pct. | 43.8 | 42.6 | Moreau | 21 | 174 | 8.3 | 23 | 5 | | | | | | | | | | | | | | | | |
| 4th Down: Made/Att | 11/19 | 9/13 | Jacobs | 20 | 166 | 8.3 | 28 | 0 | | | | | | | | | | | | | | | | |
| 4th Down Pct. | 57.9 | 69.2 | Carrier | 13 | 108 | 8.3 | 25 | 1 | | | | | | | | | | | | | | | | |
| POSSESSION AVG. | 31:01 | 28:59 | Doss | 11 | 133 | 12.1 | 31 | 0 | | | | | | | | | | | | | | | | |
| TOTAL NET YARDS | 5819 | 5677 | Doss | 11 | 133 | 12.1 | 31 | 0 | | | | | | | | | | | | | | | | |
| Avg. Per Game | 363.7 | 354.8 | Davis | 7 | 83 | 11.9 | 21 | 0 | | | | | | | | | | | | | | | | |
| Total Plays | 989 | 963 | Ingold | 6 | 44 | 7.3 | 14 | 1 | | | | | | | | | | | | | | | | |
| Avg. Per Play | 5.9 | 5.9 | Ateman | 5 | 116 | 23.2 | 36 | 0 | | | | | | | | | | | | | | | | |
| NET YARDS RUSHING | 1893 | 1570 | J. Nelson | 4 | 36 | 9.0 | 29t | 1 | | | | | | | | | | | | | | | | |
| Avg. Per Game | 118.3 | 98.1 | Grant | 4 | 14 | 3.5 | 9 | 0 | | | | | | | | | | | | | | | | |
| Total Rushes | 437 | 405 | Gafford | 2 | 66 | 33.0 | 49t | 1 | | | | | | | | | | | | | | | | |
| NET YARDS PASSING | 3926 | 4107 | D. Harris | 1 | 7 | 7.0 | 7 | 0 | | | | | | | | | | | | | | | | |
| Avg. Per Game | 245.4 | 256.7 | Tomlinson | 1 | 1 | 1.0 | 1 | 0 | | | | | | | | | | | | | | | | |
| Sacked/Yards Lost | 29/184 | 32/248 | TEAM | 367 | 4110 | 11.2 | 75 | 22 | | | | | | | | | | | | | | | | |
| Gross Yards | 4110 | 4355 | OPPONENTS | 337 | 4355 | 12.9 | 91t | 33 | | | | | | | | | | | | | | | | |
| Att./Completions | 523/367 | 526/337 | * INTERCEPTIONS | No. | Yds | Avg | Long | TD | | | | | | | | | | | | | | | | |
| Completion Pct. | 70.2 | 64.1 | E. Harris | 3 | 145 | 48.3 | 59 | 2 | | | | | | | | | | | | | | | | |
| Had Intercepted | 8 | 9 | Hurst | 1 | 55 | 55.0 | 55 | 0 | | | | | | | | | | | | | | | | |
| PUNTS/AVERAGE | 67/46.0 | 60/46.9 | Morrow | 1 | 11 | 11.0 | 11 | 0 | | | | | | | | | | | | | | | | |
| NET PUNTING AVG. | 67/39.4 | 60/42.7 | Conley | 1 | 3 | 3.0 | 3 | 0 | | | | | | | | | | | | | | | | |
| PENALTIES/YARDS | 128/1138 | 91/763 | Joseph | 1 | 0 | 0.0 | 0 | 0 | | | | | | | | | | | | | | | | |
| FUMBLES/BALL LOST | 21/9 | 15/6 | Mullen | 1 | 0 | 0.0 | 0 | 0 | | | | | | | | | | | | | | | | |
| TOUCHDOWNS | 37 | 51 | Worley | 1 | 0 | 0.0 | 0 | 0 | | | | | | | | | | | | | | | | |
| Rushing | 13 | 15 | TEAM | 9 | 214 | 23.8 | 59 | 2 | | | | | | | | | | | | | | | | |
| Passing | 22 | 33 | OPPONENTS | 8 | 93 | 11.6 | 46t | 2 | | | | | | | | | | | | | | | | |
| Returns | 2 | 3 | * PUNTING | No. | Yds | Avg | Net | TB | In | Lg | B | | | | | | | | | | | | | |
| * SCORE BY PERIODS | Q1 | Q2 | Q3 | Q4 | OT | PTS | Cole | 67 | 3081 | 46.0 | 39.4 | 6 | 33 | 74 | 0 | | | | | | | | | |
| TEAM | 85 | 113 | 27 | 88 | 0 | 313 | TEAM | 67 | 3081 | 46.0 | 39.4 | 6 | 33 | 74 | 0 | | | | | | | | | |
| OPPONENTS | 62 | 138 | 111 | 108 | 0 | 419 | OPPONENTS | 60 | 2811 | 46.9 | 42.7 | 3 | 18 | 66 | 0 | | | | | | | | | |
| * SCORING | TD-Ru-Pa-Rt | K-PAT | FG | S | PTS | * PUNT RETURNS | Ret | FC | Yds | Avg | Long | TD | | | | | | | | | | | | |
| Carlson | 0 | 0 | 0 | 0 | 34/36 | 19/26 | 0 | 91 | Davis | 13 | 11 | 111 | 8.5 | 32 | 0 | | | | | | | | | |
| Jacobs | 7 | 7 | 0 | 0 | | | 0 | 42 | Richard | 6 | 5 | 21 | 3.5 | 12 | 0 | | | | | | | | | |
| Williams | 6 | 0 | 6 | 0 | | | 0 | 36 | Renfrow | 5 | 4 | 38 | 7.6 | 13 | 0 | | | | | | | | | |
| Moreau | 5 | 0 | 5 | 0 | | | 0 | 30 | D. Harris | 3 | 2 | 20 | 6.7 | 11 | 0 | | | | | | | | | |
| Renfrow | 4 | 0 | 4 | 0 | | | 0 | 24 | TEAM | 27 | 22 | 190 | 7.0 | 32 | 0 | | | | | | | | | |
| Waller | 3 | 0 | 3 | 0 | | | 0 | 18 | OPPONENTS | 30 | 20 | 318 | 10.6 | 71 | 0 | | | | | | | | | |
| Washington | 3 | 3 | 0 | 0 | | | 0 | 18 | * KICKOFF RETURNS | No. | Yds | Avg | Long | TD | | | | | | | | | | |
| Carr | 2 | 2 | 0 | 0 | | | 0 | 12 | Davis | 19 | 411 | 21.6 | 52 | 0 | | | | | | | | | | |
| E. Harris | 2 | 0 | 0 | 2 | | | 0 | 12 | Richard | 9 | 188 | 20.9 | 29 | 0 | | | | | | | | | | |
| Carrier | 1 | 0 | 1 | 0 | | | 0 | 6 | D. Harris | 4 | 149 | 37.3 | 72 | 0 | | | | | | | | | | |
| Davis TM | 1 | 1 | 0 | 0 | | | 0 | 6 | Nixon | 3 | 63 | 21.0 | 26 | 0 | | | | | | | | | | |
| Gafford | 1 | 0 | 1 | 0 | | | 0 | 6 | TEAM | 35 | 811 | 23.2 | 72 | 0 | | | | | | | | | | |
| Ingold | 1 | 0 | 1 | 0 | | | 0 | 6 | OPPONENTS | 33 | 690 | 20.9 | 39 | 0 | | | | | | | | | | |
| J. Nelson | 1 | 0 | 1 | 0 | | | 0 | 6 | * FIELD GOALS | 1-19 | 20-29 | 30-39 | 40-49 | 50+ | | | | | | | | | | |
| TEAM | 37 | 13 | 22 | 2 | 34/36 | 19/26 | 0 | 313 | Carlson | 0/ | 0 | 8/ | 8 | 5/ | 6 | 6/10 | 0/ | 2 | | | | | | |
| OPPONENTS | 51 | 15 | 33 | 3 | 51/51 | 20/26 | 0 | 419 | TEAM | 0/ | 0 | 8/ | 8 | 5/ | 6 | 6/10 | 0/ | 2 | | | | | | |
| 2-Pt Conv: TM 0-1, OPP 0-0 | OPPONENTS | | | | | | | | | | | | | | | | | | | | | | | |
| SACKS: Crosby 10, Mayowa 7, Ferrell 4.5, | Carlson: (29G)(29G)(51N)(26G)(41G)(45G)(44G) | | | | | | | | | | | | | | | | | | | | | | | |
| Hurst 3.5, Jordan 2, Key 2, Pierre LG 2, | (32G,45N)(40G,22G,53N)(20G)(48G,43N)(44N,34G)() | | | | | | | | | | | | | | | | | | | | | | | |
| Hall 1.5, Hankins 1.5, TM 32, OPP 29 | (33G,34G,27G,45N)(48G)(39N,23G,33G,28G) | | | | | | | | | | | | | | | | | | | | | | | |
| FUM/LOST: Carr 7/3, Glennon 3/1, James 3/0, | OPP: (64N,26G,26G,39G)()(50G,24G)(26G,57N)()() | | | | | | | | | | | | | | | | | | | | | | | |
| Davis(TM) 2/2, Richard 2/0, Ateman 1/1, | (33G,40G)(23G)(27G)(53N,40G)(24G,35G,48N)(50G) | | | | | | | | | | | | | | | | | | | | | | | |
| Jacobs 1/1, Renfrow 1/0, Waller 1/1 | (42N)(28G,43G)(27G)(43G,49G,51G,57N) | | | | | | | | | | | | | | | | | | | | | | | |
| * PASSING | Att | Cmp | Yds | Cmp% | Yds/Att | TD | TD% | Int | Int% | Long | Sack/Lost | Rating | | | | | | | | | | | | |
| Carr | 513 | 361 | 4054 | 70.4 | 7.90 | 21 | 4.1 | 8 | 1.6 | 75 | 29/ | 184 | 100.8 | | | | | | | | | | | |
| Glennon | 10 | 6 | 56 | 60.0 | 5.60 | 1 | 10.0 | 0 | 0.0 | 19 | 0/ | 0 | 108.8 | | | | | | | | | | | |
| TEAM | 523 | 367 | 4110 | 70.2 | 7.86 | 22 | 4.2 | 8 | 1.5 | 75 | 29/ | 184 | 101.0 | | | | | | | | | | | |
| OPPONENTS | 526 | 337 | 4355 | 64.1 | 8.28 | 33 | 6.3 | 9 | 1.7 | 91t | 32/ | 248 | 103.8 | | | | | | | | | | | |

| | | | | | | | | | | | | | | | | | | | | | | | | |
|--------------------|-------|------------------|-----------|----------------|-----------------|-----|------|------|-----|-----------|------|----|--|--|--|--|--|--|--|-----|-----|-----|------|----|
| WON 8, LOST 8 | | | | | | | | | | * RUSHING | | | | | | | | | | No. | Yds | Avg | Long | TD |
| 09/08 L | 3-33 | at New England | | 65,878 | Conner | 116 | 464 | 4.0 | 25 | 4 | | | | | | | | | | | | | | |
| 09/15 L | 26-28 | Seattle | | 65,063 | Snell | 108 | 426 | 3.9 | 23 | 2 | | | | | | | | | | | | | | |
| 09/22 L | 20-24 | at San Francisco | | 69,439 | Samuels | 66 | 175 | 2.7 | 13 | 1 | | | | | | | | | | | | | | |
| 09/30 W | 27- 3 | Cincinnati | | 57,959 | Whyte LG | 24 | 122 | 5.1 | 21 | 0 | | | | | | | | | | | | | | |
| 10/06 L | 23-26 | OT | Baltimore | 64,037 | Whyte TM | 24 | 122 | 5.1 | 21 | 0 | | | | | | | | | | | | | | |
| 10/13 W | 24-17 | at L.A. Chargers | | 25,425 | Tr. Edmunds | 22 | 92 | 4.2 | 45 | 0 | | | | | | | | | | | | | | |
| 10/28 W | 27-14 | Miami | | 59,244 | Hodges | 21 | 68 | 3.2 | 22 | 0 | | | | | | | | | | | | | | |
| 11/03 W | 26-24 | Indianapolis | | 61,115 | Rudolph | 21 | 42 | 2.0 | 13 | 0 | | | | | | | | | | | | | | |
| 11/10 W | 17-12 | L.A. Rams | | 63,627 | D. Johnson | 4 | 41 | 10.3 | 17 | 0 | | | | | | | | | | | | | | |
| 11/14 L | 7-21 | at Cleveland | | 67,431 | Holton | 1 | 9 | 9.0 | 9 | 0 | | | | | | | | | | | | | | |
| 11/24 W | 16-10 | at Cincinnati | | 47,423 | Brooks-James TM | 8 | 7 | 0.9 | 8 | 0 | | | | | | | | | | | | | | |
| 12/01 W | 20-13 | Cleveland | | 62,157 | Roethlisberger | 1 | 7 | 7.0 | 7 | 0 | | | | | | | | | | | | | | |
| 12/08 W | 23-17 | at Arizona | | 63,880 | McDonald | 1 | 2 | 2.0 | 2 | 0 | | | | | | | | | | | | | | |
| 12/15 L | 10-17 | Buffalo | | 64,694 | Berry | 2 | -8 | -4.0 | 0 | 0 | | | | | | | | | | | | | | |
| 12/22 L | 10-16 | at N.Y. Jets | | 78,523 | TEAM | 395 | 1447 | 3.7 | 45 | 7 | | | | | | | | | | | | | | |
| 12/29 L | 10-28 | at Baltimore | | 70,695 | OPPONENTS | 462 | 1753 | 3.8 | 38 | 7 | | | | | | | | | | | | | | |
| | | Pitt. | Opp. | | | | | No. | Yds | Avg | Long | TD | | | | | | | | | | | | |
| TOTAL FIRST DOWNS | | 265 | 304 | D. Johnson | | 59 | 680 | 11.5 | 45t | 5 | | | | | | | | | | | | | | |
| Rushing | | 75 | 110 | Samuels | | 47 | 305 | 6.5 | 27 | 1 | | | | | | | | | | | | | | |
| Passing | | 147 | 164 | Washington | | 44 | 735 | 16.7 | 79t | 3 | | | | | | | | | | | | | | |
| Penalty | | 43 | 30 | Smith-Schuster | | 42 | 552 | 13.1 | 76t | 3 | | | | | | | | | | | | | | |
| 3rd Down: Made/Att | | 67/195 | 76/209 | McDonald | | 38 | 273 | 7.2 | 22 | 3 | | | | | | | | | | | | | | |
| 3rd Down Pct. | | 34.4 | 36.4 | Conner | | 34 | 251 | 7.4 | 26t | 3 | | | | | | | | | | | | | | |
| 4th Down: Made/Att | | 2/15 | 10/21 | Vannett LG | | 17 | 166 | 9.8 | 18 | 0 | | | | | | | | | | | | | | |
| 4th Down Pct. | | 13.3 | 47.6 | Vannett TM | | 13 | 128 | 9.8 | 18 | 0 | | | | | | | | | | | | | | |
| POSSESSION AVG. | | 28:43 | 31:17 | Cain LG | | 9 | 124 | 13.8 | 35 | 0 | | | | | | | | | | | | | | |
| TOTAL NET YARDS | | 4428 | 4866 | Cain TM | | 5 | 72 | 14.4 | 35 | 0 | | | | | | | | | | | | | | |
| Avg. Per Game | | 276.8 | 304.1 | Switzer | | 8 | 27 | 3.4 | 8 | 0 | | | | | | | | | | | | | | |
| Total Plays | | 937 | 1030 | Tr. Edmunds | | 6 | 48 | 8.0 | 11 | 0 | | | | | | | | | | | | | | |
| Avg. Per Play | | 4.7 | 4.7 | Jones TM | | 4 | 61 | 15.3 | 28 | 0 | | | | | | | | | | | | | | |
| NET YARDS RUSHING | | 1447 | 1753 | Moncrief TM | | 4 | 18 | 4.5 | 11 | 0 | | | | | | | | | | | | | | |
| Avg. Per Game | | 90.4 | 109.6 | Snell | | 3 | 23 | 7.7 | 14 | 0 | | | | | | | | | | | | | | |
| Total Rushes | | 395 | 462 | Holton | | 3 | 21 | 7.0 | 18 | 0 | | | | | | | | | | | | | | |
| NET YARDS PASSING | | 2981 | 3113 | Nix-Jones | | 2 | 4 | 2.0 | 4 | 0 | | | | | | | | | | | | | | |
| Avg. Per Game | | 186.3 | 194.6 | Whyte LG | | 1 | 9 | 9.0 | 9 | 0 | | | | | | | | | | | | | | |
| Sacked/Yards Lost | | 32/233 | 54/342 | Whyte TM | | 1 | 9 | 9.0 | 9 | 0 | | | | | | | | | | | | | | |
| Gross Yards | | 3214 | 3455 | Gentry | | 1 | 4 | 4.0 | 4 | 0 | | | | | | | | | | | | | | |
| Att./Completions | | 510/315 | 514/314 | Grimble | | 1 | 3 | 3.0 | 3 | 0 | | | | | | | | | | | | | | |
| Completion Pct. | | 61.8 | 61.1 | TEAM | | 315 | 3214 | 10.2 | 79t | 18 | | | | | | | | | | | | | | |
| Had Intercepted | | 19 | 20 | OPPONENTS | | 314 | 3455 | 11.0 | 58t | 23 | | | | | | | | | | | | | | |
| PUNTS/AVERAGE | | | | | | | | | | | | | | | | | | | | | | | | |

| * PASSING | Att | Cmp | Yds | Cmp% | Yds/Att | TD | TD% | Int | Int% | Long | Sack/Lost | Rating |
|-----------|-----|-----|------|------|---------|----|-----|-----|------|------|-----------|--------|
| Tannehill | 286 | 201 | 2742 | 70.3 | 9.59 | 22 | 7.7 | 6 | 2.1 | 91t | 31/ 212 | 117.5 |
| Mariota | 160 | 95 | 1203 | 59.4 | 7.52 | 7 | 4.4 | 2 | 1.3 | 75t | 25/ 162 | 92.3 |
| Kern | 2 | 1 | 11 | 50.0 | 5.50 | 0 | 0.0 | 0 | 0.0 | 11 | 0/ 0 | 66.7 |
| TEAM | 448 | 297 | 3956 | 66.3 | 8.83 | 29 | 6.5 | 8 | 1.8 | 91t | 56/ 374 | 108.3 |
| OPPONENTS | 598 | 386 | 4356 | 64.5 | 7.28 | 25 | 4.2 | 14 | 2.3 | 63t | 43/ 276 | 90.4 |

| | | | | | | | | | | | | | | | | |
|------------------------|----|--------------------|--------|---------|---------|-------------|-----------------|----|--|-----------|------|------|------|-----|------|----|
| WON 5, LOST 10, TIED 1 | | | | | | | | | | * RUSHING | | No. | Yds | Avg | Long | TD |
| 09/08 T 27-27 | OT | Detroit | | | 60,687 | Drake | LG | | | 170 | 817 | 4.8 | 80t | 8 | | |
| 09/15 L 17-23 | | at Baltimore | | | 70,126 | Drake | TM | | | 123 | 643 | 5.2 | 80t | 8 | | |
| 09/22 L 20-38 | | Carolina | | | 60,104 | K. Murray | | | | 93 | 544 | 5.8 | 35 | 4 | | |
| 09/29 L 10-27 | | Seattle | | | 60,500 | D. Johnson | | | | 94 | 345 | 3.7 | 18 | 2 | | |
| 10/06 W 26-23 | | at Cincinnati | | | 46,012 | Edmonds | | | | 60 | 303 | 5.1 | 37t | 4 | | |
| 10/13 W 34-33 | | Atlanta | | | 60,140 | Kirk | | | | 10 | 93 | 9.3 | 28 | 0 | | |
| 10/20 W 27-21 | | at N.Y. Giants | | | 73,577 | Hundley | | | | 7 | 41 | 5.9 | 14 | 0 | | |
| 10/27 L 9-31 | | at New Orleans | | | 73,064 | Isabella | | | | 4 | 15 | 3.8 | 6 | 0 | | |
| 10/31 L 25-28 | | San Francisco | | | 60,986 | Morris | | | | 1 | 4 | 4.0 | 4 | 0 | | |
| 11/10 L 27-30 | | at Tampa Bay | | | 40,038 | K. Johnson | | | | 1 | 3 | 3.0 | 3 | 0 | | |
| 11/17 L 26-36 | | at San Francisco | | | 69,419 | Cooper | LG | | | 1 | 2 | 2.0 | 2 | 0 | | |
| 12/01 L 7-34 | | L.A. Rams | | | 60,944 | Cooper | TM | | | 1 | 2 | 2.0 | 2 | 0 | | |
| 12/08 L 17-23 | | Pittsburgh | | | 63,880 | Zenner | TM | | | 2 | -3 | -1.5 | 0 | 0 | | |
| 12/15 W 38-24 | | Cleveland | | | 63,345 | TEAM | | | | 396 | 1990 | 5.0 | 80t | 18 | | |
| 12/22 W 27-13 | | at Seattle | | | 69,022 | OPPONENTS | | | | 439 | 1922 | 4.4 | 76t | 9 | | |
| 12/29 L 24-31 | | at L.A. Rams | | | 68,665 | * RECEIVING | | | | No. | Yds | Avg | Long | TD | | |
| | | Ariz. | | Opp. | | Fitzgerald | | | | 75 | 804 | 10.7 | 54 | 4 | | |
| TOTAL FIRST DOWNS | | | | | 314 | 375 | Kirk | | | 68 | 709 | 10.4 | 69t | 3 | | |
| | | | | | 109 | 94 | Drake | LG | | 50 | 345 | 6.9 | 26 | 0 | | |
| | | | | | 176 | 243 | Drake | TM | | 28 | 171 | 6.1 | 21 | 0 | | |
| | | | | | 29 | 38 | D. Johnson | | | 36 | 370 | 10.3 | 31 | 4 | | |
| | | 3rd Down: Made/Att | 71/197 | 100/214 | | | Byrd | | | 32 | 359 | 11.2 | 58 | 1 | | |
| | | 3rd Down Pct. | 36.0 | 46.7 | | | Cooper | LG | | 25 | 243 | 9.7 | 28 | 1 | | |
| | | 4th Down: Made/Att | 13/20 | 3/14 | | | Cooper | TM | | 25 | 243 | 9.7 | 28 | 1 | | |
| | | 4th Down Pct. | 65.0 | 21.4 | | | K. Johnson | | | 21 | 187 | 8.9 | 31 | 1 | | |
| POSSESSION AVG. | | | | | 27:24 | 32:36 | Clay | | | 18 | 237 | 13.2 | 47 | 1 | | |
| TOTAL NET YARDS | | | | | 5467 | 6432 | M. Williams | | | 15 | 202 | 13.5 | 28 | 1 | | |
| | | | | | 341.7 | 402.0 | Edmonds | | | 12 | 105 | 8.8 | 31 | 1 | | |
| | | Avg. Per Game | | | 1000 | 1080 | Isabella | | | 9 | 189 | 21.0 | 88t | 1 | | |
| | | Total Plays | | | 5.5 | 6.0 | Arnold | LG | | 8 | 127 | 15.9 | 37 | 2 | | |
| | | Avg. Per Play | | | 1990 | 1922 | Arnold | TM | | 6 | 102 | 17.0 | 37 | 2 | | |
| NET YARDS RUSHING | | | | | 124.4 | 120.1 | Sherfield | | | 4 | 80 | 20.0 | 38 | 0 | | |
| | | | | | 396 | 439 | Crabtree | | | 4 | 22 | 5.5 | 9 | 0 | | |
| | | Total Rushes | | | 3477 | 4510 | Zenner | TM | | 1 | 13 | 13.0 | 13 | 0 | | |
| NET YARDS PASSING | | | | | 217.3 | 281.9 | Daniels | | | 1 | 4 | 4.0 | 4 | 0 | | |
| | | | | | 50/320 | 40/275 | TEAM | | | 355 | 3797 | 10.7 | 88t | 20 | | |
| | | Sacked/Yards Lost | | | 3797 | 4785 | OPPONENTS | | | 421 | 4785 | 11.4 | 57 | 38 | | |
| | | Gross Yards | | | 554/355 | 601/421 | * INTERCEPTIONS | | | No. | Yds | Avg | Long | TD | | |
| | | Att./Completions | | | 64.1 | 70.0 | Hicks | | | 3 | 64 | 21.3 | 48 | 0 | | |
| | | Completion Pct. | | | 12 | 7 | P. Peterson | | | 2 | 0 | 0.0 | 0 | 0 | | |
| | | Had Intercepted | | | 70/47.0 | 58/43.5 | J. Thompson | | | 1</ | | | | | | |

| | | | | | | | | | | | | | | | | | | | | | | | | |
|--------------------|------------------|--|--------|--|-----------------|-------------|------|------|------|-----------|----|--|--|--|--|--|--|--|--|-----|-----|-----|------|----|
| WON 7, LOST 9 | | | | | | | | | | * RUSHING | | | | | | | | | | No. | Yds | Avg | Long | TD |
| 09/08 L 12-28 | at Minnesota | | | | 66,714 | Freeman | 184 | 656 | 3.6 | 28 | 2 | | | | | | | | | | | | | |
| 09/15 W 24-20 | Philadelphia | | | | 72,443 | Hill | 78 | 323 | 4.1 | 27 | 2 | | | | | | | | | | | | | |
| 09/22 L 24-27 | at Indianapolis | | | | 60,295 | Ryan | 34 | 147 | 4.3 | 12 | 1 | | | | | | | | | | | | | |
| 09/29 L 10-24 | Tennessee | | | | 72,108 | I. Smith | 22 | 106 | 4.8 | 28 | 1 | | | | | | | | | | | | | |
| 10/06 L 32-53 | at Houston | | | | 71,787 | Ollison | 22 | 50 | 2.3 | 6 | 4 | | | | | | | | | | | | | |
| 10/13 L 33-34 | at Arizona | | | | 60,140 | Ridley | 2 | 34 | 17.0 | 19 | 0 | | | | | | | | | | | | | |
| 10/20 L 10-37 | L.A. Rams | | | | 71,856 | Barner | 4 | 28 | 7.0 | 12 | 0 | | | | | | | | | | | | | |
| 10/27 L 20-27 | Seattle | | | | 71,483 | Gage | 4 | 12 | 3.0 | 6 | 0 | | | | | | | | | | | | | |
| 11/10 W 26- 9 | at New Orleans | | | | 73,283 | K. Smith | 5 | 8 | 1.6 | 3 | 0 | | | | | | | | | | | | | |
| 11/17 W 29- 3 | at Carolina | | | | 73,106 | Sanu | 2 | 3 | 1.5 | 2 | 0 | | | | | | | | | | | | | |
| 11/24 L 22-35 | Tampa Bay | | | | 71,463 | J. Jones | 2 | -3 | -1.5 | 1 | 0 | | | | | | | | | | | | | |
| 11/28 L 18-26 | New Orleans | | | | 71,993 | Schaub | 3 | -3 | -1.0 | -1 | 0 | | | | | | | | | | | | | |
| 12/08 W 40-20 | Carolina | | | | 70,592 | TEAM | 362 | 1361 | 3.8 | 28 | 10 | | | | | | | | | | | | | |
| 12/15 W 29-22 | at San Francisco | | | | 70,910 | OPPONENTS | 421 | 1775 | 4.2 | 37 | 13 | | | | | | | | | | | | | |
| 12/22 W 24-12 | Jacksonville | | | | 70,873 | * RECEIVING | No. | Yds | Avg | Long | TD | | | | | | | | | | | | | |
| 12/29 W 28-22 | OT at Tampa Bay | | | | 50,417 | J. Jones | 99 | 1394 | 14.1 | 54t | 6 | | | | | | | | | | | | | |
| | Atl. | | Opp. | | Hooper | 75 | 787 | 10.5 | 35 | 6 | | | | | | | | | | | | | | |
| | | | | | Ridley | 63 | 866 | 13.7 | 36 | 7 | | | | | | | | | | | | | | |
| TOTAL FIRST DOWNS | 383 | | 330 | | Freeman | 59 | 410 | 6.9 | 28 | 4 | | | | | | | | | | | | | | |
| Rushing | 84 | | 108 | | Gage | 49 | 446 | 9.1 | 19 | 1 | | | | | | | | | | | | | | |
| Passing | 258 | | 192 | | Sanu | 33 | 313 | 9.5 | 28 | 1 | | | | | | | | | | | | | | |
| Penalty | 41 | | 30 | | Hardy | 19 | 195 | 10.3 | 23 | 0 | | | | | | | | | | | | | | |
| 3rd Down: Made/Att | 87/207 | | 77/193 | | Blake | 11 | 91 | 8.3 | 13 | 0 | | | | | | | | | | | | | | |
| 3rd Down Pct. | 42.0 | | 39.9 | | I. Smith | 11 | 87 | 7.9 | 10 | 0 | | | | | | | | | | | | | | |
| 4th Down: Made/Att | 13/21 | | 12/20 | | Hill | 10 | 69 | 6.9 | 12 | 1 | | | | | | | | | | | | | | |
| 4th Down Pct. | 61.9 | | 60.0 | | Graham | 9 | 149 | 16.6 | 53 | 1 | | | | | | | | | | | | | | |
| POSSESSION AVG. | 30:56 | | 29:04 | | Stocker | 8 | 53 | 6.6 | 18 | 0 | | | | | | | | | | | | | | |
| TOTAL NET YARDS | 6075 | | 5693 | | Barner | 6 | 22 | 3.7 | 13 | 0 | | | | | | | | | | | | | | |
| Avg. Per Game | 379.7 | | 355.8 | | Zaccheaus | 3 | 115 | 38.3 | 93t | 1 | | | | | | | | | | | | | | |
| Total Plays | 1096 | | 985 | | Sambrailo | 1 | 35 | 35.0 | 35t | 1 | | | | | | | | | | | | | | |
| Avg. Per Play | 5.5 | | 5.8 | | K. Smith | 1 | 13 | 13.0 | 13 | 0 | | | | | | | | | | | | | | |
| NET YARDS RUSHING | 1361 | | 1775 | | Ollison | 1 | 7 | 7.0 | 7 | 0 | | | | | | | | | | | | | | |
| Avg. Per Game | 85.1 | | 110.9 | | McGary | 1 | -3 | -3.0 | -3 | 0 | | | | | | | | | | | | | | |
| Total Rushes | 362 | | 421 | | TEAM | 459 | 5049 | 11.0 | 93t | 29 | | | | | | | | | | | | | | |
| NET YARDS PASSING | 4714 | | 3918 | | OPPONENTS | 351 | 4137 | 11.8 | 71t | 28 | | | | | | | | | | | | | | |
| Avg. Per Game | 294.6 | | 244.9 | | * INTERCEPTIONS | No. | Yds | Avg | Long | TD | | | | | | | | | | | | | | |
| Sacked/Yards Lost | 50/335 | | 28/219 | | Trufant | 4 | 26 | 6.5 | 16 | 0 | | | | | | | | | | | | | | |
| Gross Yards | 5049 | | | | | | | | | | | | | | | | | | | | | | | |

| | | | | | | | | | | | | | | | | | | |
|-------------------|---|--------------------|------------------|--------|--------|--|-----------------|--|----|--|-----|-----------|------|------|-----|-----|------|----|
| WON 5, LOST 11 | | | | | | | | | | | | * RUSHING | | No. | Yds | Avg | Long | TD |
| 09/08 | L | 27-30 | L.A. Rams | | 72,005 | | McCaffrey | | | | 287 | 1387 | 4.8 | 84t | 15 | | | |
| 09/12 | L | 14-20 | Tampa Bay | | 71,101 | | Samuel | | | | 19 | 130 | 6.8 | 16 | 1 | | | |
| 09/22 | W | 38-20 | at Arizona | | 60,104 | | Bonnafon | | | | 16 | 116 | 7.3 | 59t | 1 | | | |
| 09/29 | W | 16-10 | at Houston | | 71,699 | | Allen | | | | 32 | 106 | 3.3 | 17t | 2 | | | |
| 10/06 | W | 34-27 | Jacksonville | | 72,762 | | Moore | | | | 6 | 40 | 6.7 | 13 | 0 | | | |
| 10/13 | W | 37-26 | at Tampa Bay | | 60,087 | | Davis | | LG | | 13 | 27 | 2.1 | 8 | 0 | | | |
| 10/27 | L | 13-51 | at San Francisco | | 69,083 | | Davis | | TM | | 2 | 2 | 1.0 | 2 | 0 | | | |
| 11/03 | W | 30-20 | Tennessee | | 72,540 | | Grier | | | | 7 | 22 | 3.1 | 11 | 0 | | | |
| 11/10 | L | 16-24 | at Green Bay | | 78,090 | | Armah | | | | 6 | 11 | 1.8 | 4 | 1 | | | |
| 11/17 | L | 3-29 | Atlanta | | 73,106 | | Scarlett | | | | 4 | 9 | 2.3 | 6 | 0 | | | |
| 11/24 | L | 31-34 | at New Orleans | | 73,068 | | Jones | | | | 1 | 5 | 5.0 | 5 | 0 | | | |
| 12/01 | L | 21-29 | Washington | | 71,504 | | Newton | | | | 5 | -2 | -4 | 3 | 0 | | | |
| 12/08 | L | 20-40 | at Atlanta | | 70,592 | | Wright | | | | 1 | -7 | -7.0 | -7 | 0 | | | |
| 12/15 | L | 24-30 | Seattle | | 72,544 | | TEAM | | | | 386 | 1819 | 4.7 | 84t | 20 | | | |
| 12/22 | L | 6-38 | at Indianapolis | | 61,845 | | OPPONENTS | | | | 445 | 2296 | 5.2 | 60 | 31 | | | |
| 12/29 | L | 10-42 | New Orleans | | 72,203 | | * RECEIVING | | | | No. | Yds | Avg | Long | TD | | | |
| | | | Car. | Opp. | | | McCaffrey | | | | 116 | 1005 | 8.7 | 28 | 4 | | | |
| TOTAL FIRST DOWNS | | | 335 | 355 | | | Moore | | | | 87 | 1175 | 13.5 | 52t | 4 | | | |
| | | Rushing | 82 | 128 | | | Samuel | | | | 54 | 627 | 11.6 | 44 | 6 | | | |
| | | Passing | 230 | 197 | | | Olsen | | | | 52 | 597 | 11.5 | 41 | 2 | | | |
| | | Penalty | 23 | 30 | | | Wright | | | | 28 | 296 | 10.6 | 33 | 0 | | | |
| | | 3rd Down: Made/Att | 66/207 | 77/193 | | | Thomas | | | | 16 | 136 | 8.5 | 19 | 1 | | | |
| | | 3rd Down Pct. | 31.9 | 39.9 | | | Zylstra | | | | 8 | 106 | 13.3 | 40 | 0 | | | |
| | | 4th Down: Made/Att | 12/24 | 6/9 | | | Hogan | | | | 8 | 67 | 8.4 | 13 | 0 | | | |
| | | 4th Down Pct. | 50.0 | 66.7 | | | Davis | | LG | | 7 | 22 | 3.1 | 7 | 0 | | | |
| POSSESSION AVG. | | | 28:55 | 31:05 | | | Bonnafon | | | | 6 | 57 | 9.5 | 32 | 0 | | | |
| TOTAL NET YARDS | | | 5469 | 5992 | | | White | | | | 4 | 51 | 12.8 | 18 | 0 | | | |
| | | Avg. Per Game | 341.8 | 374.5 | | | Moncrief | | LG | | 4 | 18 | 4.5 | 11 | 0 | | | |
| | | Total Plays | 1077 | 1042 | | | B. Wilson | | LG | | 3 | 35 | 11.7 | 14 | 0 | | | |
| | | Avg. Per Play | 5.1 | 5.8 | | | Armah | | | | 2 | 6 | 3.0 | 4 | 0 | | | |
| NET YARDS RUSHING | | | 1819 | 2296 | | | Manhertz | | | | 1 | 11 | 11.0 | 11 | 0 | | | |
| | | Avg. Per Game | 113.7 | 143.5 | | | TEAM | | | | 382 | 4134 | 10.8 | 52t | 17 | | | |
| | | Total Rushes | 386 | 445 | | | OPPONENTS | | | | 347 | 3997 | 11.5 | 93t | 21 | | | |
| NET YARDS PASSING | | | 3650 | 3696 | | | * INTERCEPTIONS | | | | No. | Yds | Avg | Long | TD | | | |
| | | Avg. Per Game | 228.1 | 231.0 | | | D. Jackson | | | | 3 | 25 | 8.3 | 25 | 0 | | | |
| | | Sacked/Yards Lost | 58/484 | 53/301 | | | Boston | | | | 3 | 20 | 6.7 | 20 | 0 | | | |
| | | Gross Yards | 4134 | 3997 | | | Bradberry | | | | | | | | | | | |

CHICAGO BEARS / WEEK 17 / THROUGH SUNDAY, DECEMBER 29, 2019

| | | | | | | | | | | | | | | | |
|--|-------|-----------------|---------|-----------------|-----------|---------|-------|-------------------|------|---|------|-----------|--------|-------|------|
| WON 8, LOST 8 | | | | | * RUSHING | | | | | No. | Yds | Avg | Long | TD | |
| 09/05 L | 3-10 | Green Bay | 62,435 | Montgomery | 242 | 889 | 3.7 | 55 | 6 | | | | | | |
| 09/15 W | 16-14 | at Denver | 76,885 | Cohen | 64 | 213 | 3.3 | 19 | 0 | | | | | | |
| 09/23 W | 31-15 | at Washington | 67,327 | Trubisky | 48 | 193 | 4.0 | 23t | 2 | | | | | | |
| 09/29 W | 16- 6 | Minnesota | 62,131 | Patterson | 17 | 103 | 6.1 | 46 | 0 | | | | | | |
| 10/06 L | 21-24 | at Oakland | 60,463 | M. Davis TM | 11 | 25 | 2.3 | 8 | 0 | | | | | | |
| 10/20 L | 25-36 | New Orleans | 62,306 | Gabriel | 3 | 20 | 6.7 | 14 | 0 | | | | | | |
| 10/27 L | 16-17 | L.A. Chargers | 61,632 | Nall | 2 | 8 | 4.0 | 7 | 0 | | | | | | |
| 11/03 L | 14-22 | at Philadelphia | 69,796 | Daniel | 6 | 6 | 1.0 | 4 | 0 | | | | | | |
| 11/10 W | 20-13 | Detroit | 61,758 | Robinson | 1 | 2 | 2.0 | 2 | 0 | | | | | | |
| 11/17 L | 7-17 | at L.A. Rams | 70,758 | Miller | 1 | -1 | -1.0 | -1 | 0 | | | | | | |
| 11/24 W | 19-14 | N.Y. Giants | 61,581 | TEAM | 395 | 1458 | 3.7 | 55 | 8 | | | | | | |
| 11/28 W | 24-20 | at Detroit | 65,412 | OPPONENTS | 414 | 1632 | 3.9 | 59 | 16 | | | | | | |
| 12/05 W | 31-24 | Dallas | 61,276 | * RECEIVING | No. | Yds | Avg | Long | TD | | | | | | |
| 12/15 L | 13-21 | at Green Bay | 78,266 | Robinson | 98 | 1147 | 11.7 | 49 | 7 | | | | | | |
| 12/22 L | 3-26 | Kansas City | 62,213 | Cohen | 79 | 456 | 5.8 | 31 | 3 | | | | | | |
| 12/29 W | 21-19 | at Minnesota | 66,913 | Miller | 52 | 656 | 12.6 | 35 | 2 | | | | | | |
| | | Chi. | Opp. | Gabriel | 29 | 353 | 12.2 | 53 | 4 | | | | | | |
| TOTAL FIRST DOWNS | | 297 | 306 | Montgomery | 25 | 185 | 7.4 | 30 | 1 | | | | | | |
| Rushing | | 85 | 86 | Wims | 18 | 186 | 10.3 | 37 | 1 | | | | | | |
| Passing | | 178 | 190 | Burton | 14 | 84 | 6.0 | 16 | 0 | | | | | | |
| Penalty | | 34 | 30 | Patterson | 11 | 83 | 7.5 | 33 | 0 | | | | | | |
| 3rd Down: Made/Att | | 77/216 | 76/209 | Shaheen | 9 | 74 | 8.2 | 18 | 0 | | | | | | |
| 3rd Down Pct. | | 35.6 | 36.4 | Horsted | 8 | 87 | 10.9 | 20 | 1 | | | | | | |
| 4th Down: Made/Att | | 7/21 | 13/23 | Holtz LG | 7 | 91 | 13.0 | 30 | 0 | | | | | | |
| 4th Down Pct. | | 33.3 | 56.5 | Holtz TM | 7 | 91 | 13.0 | 30 | 0 | | | | | | |
| POSSESSION AVG. | | 30:16 | 29:44 | M. Davis TM | 7 | 22 | 3.1 | 7 | 0 | | | | | | |
| TOTAL NET YARDS | | 4749 | 5186 | Ridley | 6 | 69 | 11.5 | 32 | 0 | | | | | | |
| Avg. Per Game | | 296.8 | 324.1 | Braunecker | 6 | 59 | 9.8 | 18t | 1 | | | | | | |
| Total Plays | | 1020 | 1017 | Saubert LG | 2 | 21 | 10.5 | 11 | 0 | | | | | | |
| Avg. Per Play | | 4.7 | 5.1 | Saubert TM | 2 | 21 | 10.5 | 11 | 0 | | | | | | |
| NET YARDS RUSHING | | 1458 | 1632 | TEAM | 371 | 3573 | 9.6 | 53 | 20 | | | | | | |
| Avg. Per Game | | 91.1 | 102.0 | OPPONENTS | 362 | 3796 | 10.5 | 75t | 17 | | | | | | |
| Total Rushes | | 395 | 414 | * INTERCEPTIONS | No. | Yds | Avg | Long | TD | | | | | | |
| NET YARDS PASSING | | 3291 | 3554 | Fuller | 3 | 37 | 12.3 | 29 | 0 | | | | | | |
| Avg. Per Game | | 205.7 | 222.1 | Clinton-Dix | 2 | 96 | 48.0 | 59 | 1 | | | | | | |
| Sacked/Yards Lost | | 45/282 | 32/242 | Jackson | 2 | 18 | 9.0 | 14 | 0 | | | | | | |
| Gross Yards | | 3573 | 3796 | Kwiatkoski | 1 | 4 | 4.0 | 4 | 0 | | | | | | |
| Att./Completions | | 580/371 | 571/362 | Pierre-Louis | 1 | 2 | 2.0 | 2 | 0 | | | | | | |
| Completion Pct. | | 64.0 | 63.4 | Smith | 1 | 0 | 0.0 | 0 | 0 | | | | | | |
| Had Intercepted | | 12 | 10 | TEAM | 10 | 157 | 15.7 | 59 | 1 | | | | | | |
| PUNTS/AVERAGE | | 81/44.3 | 75/45.9 | OPPONENTS | 12 | 122 | 10.2 | 37 | 0 | | | | | | |
| NET PUNTING AVG. | | 81/40.7 | 75/40.3 | * PUNTING | No. | Yds | Avg | Net | TB | In | Lg | B | | | |
| PENALTIES/YARDS | | 103/838 | 113/923 | O'Donnell | 80 | 3586 | 44.8 | 40.7 | 2 | 26 | 75 | 1 | | | |
| FUMBLES/BALL LOST | | 13/7 | 15/9 | TEAM | 81 | 3586 | 44.3 | 40.7 | 2 | 26 | 75 | 1 | | | |
| TOUCHDOWNS | | 30 | 33 | OPPONENTS | 75 | 3443 | 45.9 | 40.3 | 6 | 31 | 67 | 0 | | | |
| Rushing | | 8 | 16 | * PUNT RETURNS | Ret | FC | Yds | Avg | Long | TD | | | | | |
| Passing | | 20 | 17 | Cohen | 33 | 19 | 302 | 9.2 | 71 | 0 | | | | | |
| Returns | | 2 | 0 | TEAM | 33 | 19 | 302 | 9.2 | 71 | 0 | | | | | |
| * SCORE BY PERIODS | | Q1 | Q2 | Q3 | Q4 | OT | PTS | OPPONENTS | 35 | 26 | 247 | 7.1 | 40 | 0 | |
| TEAM | | 37 | 80 | 108 | 55 | 0 | 280 | * KICKOFF RETURNS | No. | Yds | Avg | Long | TD | | |
| OPPONENTS | | 53 | 85 | 44 | 116 | 0 | 298 | Patterson | 28 | 825 | 29.5 | 102t | 1 | | |
| * SCORING | | TD-Ru-Pa-Rt | K-PAT | FG | S | PTS | Cohen | 2 | 23 | 11.5 | 16 | 0 | | | |
| Pineiro | | 0 | 0 | 0 | 0 | 27/29 | 23/28 | 0 | 96 | Holtz LG | 2 | 27 | 13.5 | 16 | 0 |
| Montgomery | | 7 | 6 | 1 | 0 | | | 0 | 42 | Holtz TM | 2 | 27 | 13.5 | 16 | 0 |
| Robinson | | 7 | 0 | 7 | 0 | | | 0 | 42 | Miller | 1 | 28 | 28.0 | 28 | 0 |
| Gabriel | | 4 | 0 | 4 | 0 | | | 0 | 24 | Shaheen | 1 | 0 | 0.0 | 0 | 0 |
| Cohen | | 3 | 0 | 3 | 0 | | | 0 | 18 | TEAM | 34 | 903 | 26.6 | 102t | 1 |
| Miller | | 2 | 0 | 2 | 0 | | | 0 | 12 | OPPONENTS | 27 | 675 | 25.0 | 52 | 0 |
| Trubisky | | 2 | 2 | 0 | 0 | | | 0 | 12 | * FIELD GOALS | 1-19 | 20-29 | 30-39 | 40-49 | 50+ |
| Braunecker | | 1 | 0 | 1 | 0 | | | 0 | 6 | Pineiro | 1/ 1 | 8/ 8 | 9/10 | 3/ 7 | 2/ 2 |
| Clinton-Dix | | 1 | 0 | 0 | 1 | | | 0 | 6 | TEAM | 1/ 1 | 8/ 8 | 9/10 | 3/ 7 | 2/ 2 |
| Horsted | | 1 | 0 | 1 | 0 | | | 0 | 6 | OPPONENTS | 0/ 0 | 6/ 6 | 13/13 | 2/ 8 | 2/ 3 |
| Patterson | | 1 | 0 | 0 | 1 | | | 0 | 6 | Pineiro: (38G)(40G,52G,53G)(44N,38G)(25G,38G, | | | | | |
| Wims | | 1 | 0 | 1 | 0 | | | 0 | 6 | 30G)() (46G)(33N,22G,25G,19G,41N)() () (48N,47N) | | | | | |
| Kwiatkoski | | 0 | 0 | 0 | 0 | | | 1 | 2 | (26G,24G)(30G)(36G)(30G,27G)(46G)(26G,33G,34G, | | | | | |
| Shaheen | | 0 | 0 | 0 | 0 | | | 0 | 2 | 22G) | | | | | |
| TEAM | | 30 | 8 | 20 | 2 | 27/29 | 23/28 | 1 | 280 | OPP: (39G)(43G,32G)(43N,35G)() (41G)(39G,42N,52N, | | | | | |
| OPPONENTS | | 33 | 16 | 17 | 0 | 27/29 | 23/30 | 1 | 298 | 30G)(20G,42N)(28G,28G,38G)(22G,54G)(38G)(42N, | | | | | |
| 2-Pt Conv: Shaheen, TM 1-1, OPP 1-4 | | | | | | | | | | 43N)(25G,24G)(42N,31G)() (56G,32G)(37G,38G,39G, | | | | | |
| SACKS: Mack 8.5, N. Williams 6, Floyd 3, | | | | | | | | | | 34G) | | | | | |
| Kwiatkoski 3, Robertson-Harris 2.5, Lynch 2, | | | | | | | | | | | | | | | |
| Smith 2, Anderson 1, Goldman 1, Hicks 1, | | | | | | | | | | | | | | | |
| Jackson 1, Trevathan 1, TM 32, OPP 45 | | | | | | | | | | | | | | | |
| FUM/LOST: Trubisky 5/2, Cohen 3/0, | | | | | | | | | | | | | | | |
| Montgomery 2/2, Horsted 1/1, Miller 1/1, | | | | | | | | | | | | | | | |
| Shaheen 1/1 | | | | | | | | | | | | | | | |
| * PASSING | | Att | Cmp | Yds | Cmp% | Yds/Att | TD | TD% | Int | Int% | Long | Sack/Lost | Rating | | |
| Trubisky | | 516 | 326 | 3138 | 63.2 | 6.08 | 17 | 3.3 | 10 | 1.9 | 53 | 38/ 234 | 83.0 | | |
| Daniel | | 64 | 45 | 435 | 70.3 | 6.80 | 3 | 4.7 | 2 | 3.1 | 37 | 7/ 48 | 91.6 | | |
| TEAM | | 580 | 371 | 3573 | 64.0 | 6.16 | 20 | 3.4 | 12 | 2.1 | 53 | 45/ 282 | 83.9 | | |
| OPPONENTS | | 571 | 362 | 3796 | 63.4 | 6.65 | 17 | 3.0 | 10 | 1.8 | 75t | 32/ 242 | 85.2 | | |

| | | | | | | | | | | | | | | | | | | | | | | | |
|--------------------|---|-------|-----------------|--|---------|--|-------------------|--|------------|-----------|--------------------|--|-----------|--|--|--|--|--|--|---------|--|-------------|--|
| WON 8, LOST 8 | | | | | | | | | | * RUSHING | | | | | | | | | | No. Yds | | Avg Long TD | |
| 09/08 | W | 35-17 | N.Y. Giants | | 90,353 | | Elliott | | 301 1357 | | 4.5 | | 33t 12 | | | | | | | | | | |
| 09/15 | W | 31-21 | at Washington | | 75,128 | | Pollard | | 86 455 | | 5.3 | | 44t 2 | | | | | | | | | | |
| 09/22 | W | 31- 6 | Miami | | 90,127 | | Prescott | | 52 277 | | 5.3 | | 42 3 | | | | | | | | | | |
| 09/29 | L | 10-12 | at New Orleans | | 73,086 | | Austin | | 6 47 | | 7.8 | | 20t 1 | | | | | | | | | | |
| 10/06 | L | 24-34 | Green Bay | | 93,024 | | Cobb | | 3 11 | | 3.7 | | 7 0 | | | | | | | | | | |
| 10/13 | L | 22-24 | at N.Y. Jets | | 78,523 | | Cooper | | 1 6 | | 6.0 | | 6 0 | | | | | | | | | | |
| 10/20 | W | 37-10 | Philadelphia | | 91,213 | | TEAM | | 449 2153 | | 4.8 | | 44t 18 | | | | | | | | | | |
| 11/04 | W | 37-18 | at N.Y. Giants | | 76,107 | | OPPONENTS | | 407 1656 | | 4.1 | | 59 14 | | | | | | | | | | |
| 11/10 | L | 24-28 | Minnesota | | 91,188 | | * RECEIVING | | No. Yds | | Avg Long TD | | | | | | | | | | | | |
| 11/17 | W | 35-27 | at Detroit | | 61,801 | | Cooper | | 79 1189 | | 15.1 | | 53t 8 | | | | | | | | | | |
| 11/24 | L | 9-13 | at New England | | 65,878 | | Gallup | | 66 1107 | | 16.8 | | 62 6 | | | | | | | | | | |
| 11/28 | L | 15-26 | Buffalo | | 90,445 | | Witten | | 63 529 | | 8.4 | | 33 4 | | | | | | | | | | |
| 12/05 | L | 24-31 | at Chicago | | 61,276 | | Cobb | | 55 828 | | 15.1 | | 59 3 | | | | | | | | | | |
| 12/15 | W | 44-21 | L.A. Rams | | 90,436 | | Elliott | | 54 420 | | 7.8 | | 27 2 | | | | | | | | | | |
| 12/22 | L | 9-17 | at Philadelphia | | 69,796 | | Jarwin | | 31 365 | | 11.8 | | 42t 3 | | | | | | | | | | |
| 12/29 | W | 47-16 | Washington | | 90,646 | | Pollard | | 15 107 | | 7.1 | | 21t 1 | | | | | | | | | | |
| | | | Dal. | | Opp. | | Austin | | 13 177 | | 13.6 | | 59t 1 | | | | | | | | | | |
| TOTAL FIRST DOWNS | | | 379 | | 327 | | D. Smith | | 5 113 | | 22.6 | | 51t 1 | | | | | | | | | | |
| Rushing | | | 120 | | 101 | | C. Wilson | | 5 46 | | 9.2 | | 14 0 | | | | | | | | | | |
| Passing | | | 229 | | 188 | | Te. Jones LG | | 4 61 | | 15.3 | | 28 0 | | | | | | | | | | |
| Penalty | | | 30 | | 38 | | Bryant | | 1 15 | | 15.0 | | 15t 1 | | | | | | | | | | |
| 3rd Down: Made/Att | | | 96/204 | | 67/201 | | Schultz | | 1 6 | | 6.0 | | 6 0 | | | | | | | | | | |
| 3rd Down Pct. | | | 47.1 | | 33.3 | | TEAM | | 388 4902 | | 12.6 | | 62 30 | | | | | | | | | | |
| 4th Down: Made/Att | | | 7/16 | | 10/22 | | OPPONENTS | | 370 3879 | | 10.5 | | 92t 21 | | | | | | | | | | |
| 4th Down Pct. | | | 43.8 | | 45.5 | | * INTERCEPTIONS | | No. Yds | | Avg Long TD | | | | | | | | | | | | |
| POSSESSION AVG. | | | 29:33 | | 30:28 | | X. Woods | | 2 38 | | 19.0 | | 29 0 | | | | | | | | | | |
| TOTAL NET YARDS | | | 6904 | | 5232 | | Lewis | | 2 20 | | 10.0 | | 20 0 | | | | | | | | | | |
| Avg. Per Game | | | 431.5 | | 327.0 | | Lee | | 1 25 | | 25.0 | | 25 0 | | | | | | | | | | |
| Total Plays | | | 1069 | | 1015 | | Awuzie | | 1 0 | | 0.0 | | 0 0 | | | | | | | | | | |
| Avg. Per Play | | | 6.5 | | 5.2 | | J. Smith | | 1 0 | | 0.0 | | 0 0 | | | | | | | | | | |
| NET YARDS RUSHING | | | 2153 | | 1656 | | TEAM | | 7 83 | | 11.9 | | 29 0 | | | | | | | | | | |
| Avg. Per Game | | | 134.6 | | 103.5 | | OPPONENTS | | 11 111 | | 10.1 | | 37 0 | | | | | | | | | | |
| Total Rushes | | | 449 | | 407 | | * PUNTING | | No. Yds | | Avg Net TB In Lg B | | | | | | | | | | | | |
| NET YARDS PASSING | | | 4751 | | 3576 | | C. Jones | | 50 2079 | | 41.6 37.0 | | 2 18 58 1 | | | | | | | | | | |
| Avg. Per Game | | | 296.9 | | 223.5 | | TEAM | | 51 2079 | | 40.8 37.0 | | 2 18 58 1 | | | | | | | | | | |
| Sacked/Yards Lost | | | 23/151 | | 39/303 | | OPPONENTS | | 69 3188 | | 46.2 43.1 | | 4 34 70 0 | | | | | | | | | | |
| Gross Yards | | | 4902 | | 3879 | | * PUNT RETURNS | | Ret FC Yds | | Avg Long TD | | | | | | | | | | | | |
| Att./Completions | | | 597/388 | | 569/370 | | Austin | | 17 9 84 | | 4.9 15 0 | | | | | | | | | | | | |
| Completion Pct. | | | 65.0 | | 65.0 | | Cobb | | 4 9 34 | | 8.5 14 0 | | | | | | | | | | | | |
| Had Intercepted | | | 11 | | 7 | | C. Wilson | | 2 2 13 | | 6.5 13 0 | | | | | | | | | | | | |
| PUNTS/AVERAGE | | | 51/40.8 | | 69/46.2 | | TEAM | | 23 20 131 | | 5.7 15 0 | | | | | | | | | | | | |
| NET PUNTING AVG. | | | 51/37.0 | | 69/43.1 | | OPPONENTS | | 18 18 154 | | 8.6 32 0 | | | | | | | | | | | | |
| PENALTIES/YARDS | | | 109/1008 | | 102/855 | | * KICKOFF RETURNS | | No | | | | | | | | | | | | | | |

DETROIT LIONS / WEEK 17 / THROUGH SUNDAY, DECEMBER 29, 2019

| WON 3, LOST 12, TIED 1 | | | | | | | | | | * RUSHING | | | | No. | Yds | Avg | Long | TD |
|--|-----------------|---|-------|------|-------|---------|-----------------|-----------|------|-------------------|------|-----------|--------|-------|------|-----|------|----|
| 09/08 T 27-27 OT | at Arizona | | | | | 60,687 | K. Johnson | 113 | 403 | 3.6 | 20 | 3 | | | | | | |
| 09/15 W 13-10 | L.A. Chargers | | | | | 60,158 | Scarborough | 89 | 377 | 4.2 | 30 | 1 | | | | | | |
| 09/22 W 27-24 | at Philadelphia | | | | | 69,796 | T. Johnson | 63 | 273 | 4.3 | 40 | 0 | | | | | | |
| 09/29 L 30-34 | Kansas City | | | | | 65,188 | McKissic | 38 | 205 | 5.4 | 44 | 0 | | | | | | |
| 10/14 L 22-23 | at Green Bay | | | | | 76,947 | Driskel LG | 22 | 151 | 6.9 | 23 | 1 | | | | | | |
| 10/20 L 30-42 | Minnesota | | | | | 60,314 | Driskel TM | 22 | 151 | 6.9 | 23 | 1 | | | | | | |
| 10/27 W 31-26 | N.Y. Giants | | | | | 58,509 | Stafford | 20 | 66 | 3.3 | 12 | 0 | | | | | | |
| 11/03 L 24-31 | at Oakland | | | | | 53,318 | Carson LG | 18 | 48 | 2.7 | 12 | 0 | | | | | | |
| 11/10 L 13-20 | at Chicago | | | | | 61,758 | Carson TM | 12 | 34 | 2.8 | 12 | 0 | | | | | | |
| 11/17 L 27-35 | Dallas | | | | | 61,801 | Anderson | 16 | 43 | 2.7 | 9 | 0 | | | | | | |
| 11/24 L 16-19 | at Washington | | | | | 57,754 | Blough | 8 | 31 | 3.9 | 9 | 0 | | | | | | |
| 11/28 L 20-24 | Chicago | | | | | 65,412 | Perkins TM | 12 | 29 | 2.4 | 13 | 0 | | | | | | |
| 12/08 L 7-20 | at Minnesota | | | | | 66,776 | Hills | 10 | 21 | 2.1 | 15 | 2 | | | | | | |
| 12/15 L 17-38 | Tampa Bay | | | | | 56,515 | Agnew | 1 | 9 | 9.0 | 9 | 0 | | | | | | |
| 12/22 L 17-27 | at Denver | | | | | 74,115 | Hall | 1 | 7 | 7.0 | 7 | 0 | | | | | | |
| 12/29 L 20-23 | Green Bay | | | | | 62,840 | M. Jones | 2 | 0 | 0.0 | 4 | 0 | | | | | | |
| | Det. | | Opp. | | | | TEAM | 407 | 1649 | 4.1 | 44 | 7 | | | | | | |
| TOTAL FIRST DOWNS | | 313 | | | | 365 | OPPONENTS | 455 | 1855 | 4.1 | 45 | 13 | | | | | | |
| Rushing | | 82 | | | | 94 | * RECEIVING | No. | Yds | Avg | Long | TD | | | | | | |
| Passing | | 196 | | | | 232 | Golladay | 65 | 1190 | 18.3 | 75t | 11 | | | | | | |
| Penalty | | 35 | | | | 39 | M. Jones | 62 | 779 | 12.6 | 47 | 9 | | | | | | |
| 3rd Down: Made/Att | | 90/220 | | | | 94/214 | Amendola | 62 | 678 | 10.9 | 47t | 1 | | | | | | |
| 3rd Down Pct. | | 40.9 | | | | 43.9 | McKissic | 34 | 233 | 6.9 | 26t | 1 | | | | | | |
| 4th Down: Made/Att | | 5/13 | | | | 7/15 | Hockenson | 32 | 367 | 11.5 | 39 | 2 | | | | | | |
| 4th Down Pct. | | 38.5 | | | | 46.7 | T. Johnson | 24 | 109 | 4.5 | 13 | 0 | | | | | | |
| POSSESSION AVG. | | 28:51 | | | | 31:09 | Thomas | 16 | 173 | 10.8 | 17 | 1 | | | | | | |
| TOTAL NET YARDS | | 5549 | | | | 6406 | James | 16 | 142 | 8.9 | 23 | 0 | | | | | | |
| Avg. Per Game | | 346.8 | | | | 400.4 | K. Johnson | 10 | 127 | 12.7 | 36t | 1 | | | | | | |
| Total Plays | | 1021 | | | | 1094 | Hall | 7 | 261 | 37.3 | 58 | 1 | | | | | | |
| Avg. Per Play | | 5.4 | | | | 5.9 | Carson LG | 4 | 18 | 4.5 | 8 | 0 | | | | | | |
| NET YARDS RUSHING | | 1649 | | | | 1855 | Bawden | 4 | 17 | 4.3 | 10 | 0 | | | | | | |
| Avg. Per Game | | 103.1 | | | | 115.9 | Lacy | 3 | 60 | 20.0 | 48 | 0 | | | | | | |
| Total Rushes | | 407 | | | | 455 | Nauta | 2 | 13 | 6.5 | 10 | 0 | | | | | | |
| NET YARDS PASSING | | 3900 | | | | 4551 | Hills | 2 | 1 | 0.5 | 2 | 0 | | | | | | |
| Avg. Per Game | | 243.8 | | | | 284.4 | Blough | 1 | 19 | 19.0 | 19t | 1 | | | | | | |
| Sacked/Yards Lost | | 43/287 | | | | 28/188 | Perkins TM | 1 | 9 | 9.0 | 9 | 0 | | | | | | |
| Gross Yards | | 4187 | | | | 4739 | Driskel LG | 1 | 6 | 6.0 | 6 | 0 | | | | | | |
| Att./Completions | | 571/344 | | | | 611/381 | Driskel TM | 1 | 6 | 6.0 | 6 | 0 | | | | | | |
| Completion Pct. | | 60.2 | | | | 62.4 | Scarborough | 1 | 5 | 5.0 | 5 | 0 | | | | | | |
| Had Intercepted | | 15 | | | | 7 | Agnew | 1 | -2 | -2.0 | -2 | 0 | | | | | | |
| PUNTS/AVERAGE | | 76/45.3 | | | | 65/45.5 | TEAM | 344 | 4187 | 12.2 | 75t | 28 | | | | | | |
| NET PUNTING AVG. | | 76/41.8 | | | | 65/41.1 | OPPONENTS | 381 | 4739 | 12.4 | 66 | 33 | | | | | | |
| PENALTIES/YARDS | | 113/937 | | | | 117/960 | * INTERCEPTIONS | No. | Yds | Avg | Long | TD | | | | | | |
| FUMBLES/BALL LOST | | 12/8 | | | | 23/11 | Slay | 2 | 19 | 9.5 | 19 | 0 | | | | | | |
| TOUCHDOWNS | | 38 | | | | 49 | Oruwariye | 2 | 0 | 0.0 | 0 | 0 | | | | | | |
| Rushing | | 7 | | | | 13 | Coleman | 1 | 55 | 55.0 | 55 | 0 | | | | | | |
| Passing | | 28 | | | | 33 | Tavai | 1 | 2 | 2.0 | 2 | 0 | | | | | | |
| Returns | | 3 | | | | 3 | Walker | 1 | 0 | 0.0 | 0 | 0 | | | | | | |
| * SCORE BY PERIODS | | Q1 | Q2 | Q3 | Q4 | OT | PTS | TEAM | 7 | 76 | 10.9 | 55 | 0 | | | | | |
| TEAM | | 102 | 92 | 57 | 87 | 3 | 341 | OPPONENTS | 15 | 137 | 9.1 | 70t | 1 | | | | | |
| OPPONENTS | | 65 | 137 | 69 | 149 | 3 | 423 | * PUNTING | No. | Yds | Avg | Net | TB | In | Lg | B | | |
| * SCORING | | TD-Ru-Pa-Rt | K-PAT | | FG | S | PTS | Martin | 76 | 3445 | 45.3 | 41.8 | 7 | 31 | 62 | 0 | | |
| Prater | | 0 | 0 | 0 | 0 | 35/36 | 26/31 | 0 | 113 | Wile LG | 6 | 290 | 48.3 | 44.7 | 0 | 3 | 60 | 0 |
| Golladay | | 11 | 0 | 11 | 0 | | | 0 | 66 | TEAM | 76 | 3445 | 45.3 | 41.8 | 7 | 31 | 62 | 0 |
| M. Jones | | 9 | 0 | 9 | 0 | | | 0 | 54 | OPPONENTS | 65 | 2957 | 45.5 | 41.1 | 2 | 21 | 57 | 0 |
| K. Johnson | | 4 | 3 | 1 | 0 | | | 0 | 24 | * PUNT RETURNS | Ret | FC | Yds | Avg | Long | TD | | |
| Agnew | | 2 | 0 | 0 | 2 | | | 0 | 12 | Agnew | 19 | 13 | 175 | 9.2 | 64t | 1 | | |
| Hills | | 2 | 2 | 0 | 0 | | | 0 | 12 | Amendola | 10 | 8 | 55 | 5.5 | 15 | 0 | | |
| Hockenson | | 2 | 0 | 2 | 0 | | | 0 | 12 | Hall | 2 | 1 | 16 | 8.0 | 14 | 0 | | |
| Amendola | | 1 | 0 | 1 | 0 | | | 0 | 6 | TEAM | 31 | 22 | 246 | 7.9 | 64t | 1 | | |
| Blough | | 1 | 0 | 1 | 0 | | | 0 | 6 | OPPONENTS | 29 | 22 | 130 | 4.5 | 17 | 0 | | |
| Driskel LG | | 1 | 1 | 0 | 0 | | | 0 | 6 | * KICKOFF RETURNS | No. | Yds | | Avg | Long | TD | | |
| Driskel TM | | 1 | 1 | 0 | 0 | | | 0 | 6 | Agnew | 17 | 454 | 26.7 | 100t | 1 | | | |
| Hall | | 1 | 0 | 1 | 0 | | | 0 | 6 | T. Johnson | 3 | 58 | 19.3 | 25 | 0 | | | |
| Kennard | | 1 | 0 | 0 | 1 | | | 0 | 6 | Hall | 1 | 12 | 12.0 | 12 | 0 | | | |
| McKissic | | 1 | 0 | 1 | 0 | | | 0 | 6 | Lacy | 1 | 23 | 23.0 | 23 | 0 | | | |
| Scarborough | | 1 | 1 | 0 | 0 | | | 0 | 6 | McKissic | 1 | 17 | 17.0 | 17 | 0 | | | |
| Thomas | | 1 | 0 | 1 | 0 | | | 0 | 6 | TEAM | 23 | 564 | 24.5 | 100t | 1 | | | |
| TEAM | | 38 | 7 | 28 | 3 | 35/36 | 26/31 | 0 | 341 | OPPONENTS | 52 | 1284 | 24.7 | 91t | 1 | | | |
| OPPONENTS | | 49 | 13 | 33 | 3 | 44/46 | 27/34 | 0 | 423 | * FIELD GOALS | 1-19 | 20-29 | 30-39 | 40-49 | 50+ | | | |
| 2-Pt Conv: TM 0-2, OPP 2-3 | | Prater | | | | | | | | | | 0/0 | 11/11 | 2/3 | 6/9 | 7/8 | | |
| SACKS: Flowers 7, Kennard 7, Davis 2, Harrison 2, C. Jones 2, Tavai 2, Okwara 1.5, Robinson 1.5, Daniels 1, Harris 1, Wilson 1, TM 28, OPP 43 | | TEAM | | | | | | | | | | 0/0 | 11/11 | 2/3 | 6/9 | 7/8 | | |
| FUM/LOST: Stafford 5/3, Agnew 1/1, Blough 1/0, Driskel(TM) 1/0, Driskel(LG) 1/0, Golladay 1/1, K. Johnson 1/1, T. Johnson 1/1, Scarborough 1/1 | | OPPONENTS | | | | | | | | | | 0/0 | 8/8 | 12/14 | 6/9 | 1/3 | | |
| | | Prater: (55G,33G)(40N)(25G,33G,46B)(25G,48G,53G) | | | | | | | | | | | | | | | | |
| | | (26G,22G,41G,51G,54G)(46G)(53N,52G)(23G)(22G,54G)(39N,24G,49G,21G)(25G,24G)(45N)(44G)(26G)(42G,56G) | | | | | | | | | | | | | | | | |
| | | OPP: (20G,42G,34G,28G)(39G,39N,41N)(25G)(36N,23G,44G)(37G,48G,23G)(45N)(32G,45N)(30G,34G)(28G,37G,42G,39G)(30G)(27G,50G)(46G,54N)(34G,26G)(32G,51N,40G,33G) | | | | | | | | | | | | | | | | |
| * PASSING | | Att | Cmp | Yds | Cmp% | Yds/Att | TD | TD% | Int | Int% | Long | Sack/Lost | Rating | | | | | |
| Stafford | | 291 | 187 | 2499 | 64.3 | 8.59 | 19 | 6.5 | 5 | 1.7 | 66 | 18/137 | 106.0 | | | | | |
| Blough | | 174 | 94 | 984 | 54.0 | 5.66 | 4 | 2.3 | 6 | 3.4 | 75t | 14/104 | 64.0 | | | | | |
| Driskel LG | | 105 | 62 | 685 | 59.0 | 6.52 | 4 | 3.8 | 4 | 3.8 | 47t | 11/46 | 75.3 | | | | | |
| Driskel TM | | 105 | 62 | 685 | 59.0 | 6.52 | 4 | 3.8 | 4 | 3.8 | 47t | 11/46 | 75.3 | | | | | |
| Amendola | | 1 | 1 | 19 | 100.0 | 19.00 | 1 | 100.0 | 0 | 0.0 | 19t | 0/0 | 158.3 | | | | | |
| TEAM | | 571 | 344 | 4187 | 60.2 | 7.33 | 28 | 4.9 | 15 | 2.6 | 75t | 43/287 | 88.2 | | | | | |
| OPPONENTS | | 611 | 381 | 4739 | 62.4 | 7.76 | 33 | 5.4 | 7 | 1.1 | 66 | 28/188 | 99.6 | | | | | |

GREEN BAY PACKERS / WEEK 17 / THROUGH SUNDAY, DECEMBER 29, 2019

| | | | | | | | | | | | | | | | | | | | | | | | | |
|---|------------------|---------|------------------|------|---------|----------|-------------------|-----|----------------------------|-------------------|-----------------------|----------------|-----------------------|------|---|--|--|--|--|-----|-----|-----|------|----|
| WON 13, LOST 3 | | | | | | | | | | * RUSHING | | | | | | | | | | No. | Yds | Avg | Long | TD |
| 09/05 W 10- 3 | at Chicago | 62,435 | A. Jones | 236 | 1084 | 4.6 | 56t | 16 | | | | | | | | | | | | | | | | |
| 09/15 W 21-16 | Minnesota | 78,416 | J. Williams | 107 | 460 | 4.3 | 45 | 1 | | | | | | | | | | | | | | | | |
| 09/22 W 27-16 | Denver | 78,078 | Rodgers | 46 | 183 | 4.0 | 17 | 1 | | | | | | | | | | | | | | | | |
| 09/26 L 27-34 | Philadelphia | 77,509 | Lazard | 1 | 21 | 21.0 | 21 | 0 | | | | | | | | | | | | | | | | |
| 10/06 W 34-24 | at Dallas | 93,024 | Carson TM | 6 | 14 | 2.3 | 7 | 0 | | | | | | | | | | | | | | | | |
| 10/14 W 23-22 | Detroit | 76,947 | D. Williams | 5 | 11 | 2.2 | 5 | 0 | | | | | | | | | | | | | | | | |
| 10/20 W 42-24 | Oakland | 78,160 | Ervin LG | 1 | 10 | 10.0 | 10 | 0 | | | | | | | | | | | | | | | | |
| 10/27 W 31-24 | at Kansas City | 73,558 | Ervin TM | 1 | 10 | 10.0 | 10 | 0 | | | | | | | | | | | | | | | | |
| 11/03 L 11-26 | at L.A. Chargers | 25,435 | Valdes-Scantling | 2 | 9 | 4.5 | 9 | 0 | | | | | | | | | | | | | | | | |
| 11/10 W 24-16 | Carolina | 78,090 | Allison | 1 | 7 | 7.0 | 7 | 0 | | | | | | | | | | | | | | | | |
| 11/24 L 8-37 | at San Francisco | 71,500 | Vitale | 1 | 3 | 3.0 | 3 | 0 | | | | | | | | | | | | | | | | |
| 12/01 W 31-13 | at N.Y. Giants | 75,950 | Boyle | 5 | -7 | -1.4 | 0 | 0 | | | | | | | | | | | | | | | | |
| 12/08 W 20-15 | Washington | 77,296 | TEAM | 411 | 1795 | 4.4 | 56t | 18 | | | | | | | | | | | | | | | | |
| 12/15 W 21-13 | Chicago | 78,266 | OPPONENTS | 411 | 1921 | 4.7 | 75t | 15 | | | | | | | | | | | | | | | | |
| 12/23 W 23-10 | at Minnesota | 67,157 | * RECEIVING | No. | Yds | Avg | Long | TD | | | | | | | | | | | | | | | | |
| 12/29 W 23-20 | at Detroit | 62,840 | D. Adams | 83 | 997 | 12.0 | 58 | 5 | | | | | | | | | | | | | | | | |
| | G.B. | Opp. | A. Jones | 49 | 474 | 9.7 | 67t | 3 | | | | | | | | | | | | | | | | |
| TOTAL FIRST DOWNS | 320 | 310 | J. Williams | 39 | 253 | 6.5 | 17 | 5 | | | | | | | | | | | | | | | | |
| Rushing | 90 | 99 | Graham | 38 | 447 | 11.8 | 48 | 3 | | | | | | | | | | | | | | | | |
| Passing | 190 | 191 | Lazard | 35 | 477 | 13.6 | 43 | 3 | | | | | | | | | | | | | | | | |
| Penalty | 40 | 20 | Allison | 34 | 287 | 8.4 | 31 | 2 | | | | | | | | | | | | | | | | |
| 3rd Down: Made/Att | 73/203 | 75/197 | Valdes-Scantling | 26 | 452 | 17.4 | 74t | 2 | | | | | | | | | | | | | | | | |
| 3rd Down Pct. | 36.0 | 38.1 | Lewis | 15 | 156 | 10.4 | 25 | 1 | | | | | | | | | | | | | | | | |
| 4th Down: Made/Att | 7/14 | 8/18 | Kumerow | 12 | 219 | 18.3 | 49 | 1 | | | | | | | | | | | | | | | | |
| 4th Down Pct. | 50.0 | 44.4 | Tonyan | 10 | 100 | 10.0 | 28 | 1 | | | | | | | | | | | | | | | | |
| POSSESSION AVG. | 31:28 | 28:33 | Vitale | 7 | 97 | 13.9 | 27 | 0 | | | | | | | | | | | | | | | | |
| TOTAL NET YARDS | 5528 | 5642 | Carson TM | 4 | 18 | 4.5 | 8 | 0 | | | | | | | | | | | | | | | | |
| Avg. Per Game | 345.5 | 352.6 | Grant LG | 4 | 14 | 3.5 | 9 | 0 | | | | | | | | | | | | | | | | |
| Total Plays | 1020 | 998 | Ervin LG | 2 | 11 | 5.5 | 6 | 0 | | | | | | | | | | | | | | | | |
| Avg. Per Play | 5.4 | 5.7 | Ervin TM | 2 | 11 | 5.5 | 6 | 0 | | | | | | | | | | | | | | | | |
| NET YARDS RUSHING | 1795 | 1921 | Davis TM | 1 | 28 | 28.0 | 28 | 0 | | | | | | | | | | | | | | | | |
| Avg. Per Game | 112.2 | 120.1 | Shepherd | 1 | 1 | 1.0 | 1 | 0 | | | | | | | | | | | | | | | | |
| Total Rushes | 411 | 411 | TEAM | 356 | 4017 | 11.3 | 74t | 26 | | | | | | | | | | | | | | | | |
| NET YARDS PASSING | 3733 | 3721 | OPPONENTS | 326 | 4016 | 12.3 | 66 | 19 | | | | | | | | | | | | | | | | |
| Avg. Per Game | 233.3 | 232.6 | * INTERCEPTIONS | No. | Yds | Avg | Long | TD | | | | | | | | | | | | | | | | |
| Sacked/Yards Lost | 36/284 | 41/295 | King | 5 | 54 | 10.8 | 39 | 0 | | | | | | | | | | | | | | | | |
| Gross Yards | 4017 | 4016 | Alexander | 2 | 37 | 18.5 | 37 | 0 | | | | | | | | | | | | | | | | |
| Att./Completions | 573/356 | 546/326 | Savage | 2 | 37 | 18.5 | 28 | 0 | | | | | | | | | | | | | | | | |
| Completion Pct. | 62.1 | 59.7 | Amos | 2 | 12 | 6.0 | 9 | 0 | | | | | | | | | | | | | | | | |
| Had Intercepted | 4 | 17 | Tr. Williams | 2 | -4 | -2.0 | 0 | 0 | | | | | | | | | | | | | | | | |
| PUNTS/AVERAGE | 77/44.0 | 67/44.3 | Martinez | 1 | 22 | 22.0 | 22 | 0 | | | | | | | | | | | | | | | | |
| NET PUNTING AVG. | 77/39.9 | 67/41.9 | Lowry | 1 | 7 | 7.0 | 7 | 0 | | | | | | | | | | | | | | | | |
| PENALTIES/YARDS | 100/774 | 97/968 | Sullivan | 1 | 7 | 7.0 | 7 | 0 | | | | | | | | | | | | | | | | |
| FUMBLES/BALL LOST | 15/9 | 19/8 | P. Smith | 1 | 5 | 5.0 | 5 | 0 | | | | | | | | | | | | | | | | |
| TOUCHDOWNS | 44 | 34 | TEAM | 17 | 177 | 10.4 | 39 | 0 | | | | | | | | | | | | | | | | |
| Rushing | 18 | 15 | OPPONENTS | 4 | 87 | 21.8 | 55 | 0 | | | | | | | | | | | | | | | | |
| Passing | 26 | 19 | * PUNTING | No. | Yds | Avg | Net | TB | In | Lg | B | | | | | | | | | | | | | |
| Returns | 0 | 0 | Scott | 77 | 3386 | 44.0 | 39.9 | 4 | 29 | 66 | 0 | | | | | | | | | | | | | |
| * SCORE BY PERIODS | Q1 | Q2 | Q3 | Q4 | OT | PTS | TEAM | 77 | 3386 | 44.0 | 39.9 | 4 | 29 | 66 | 0 | | | | | | | | | |
| TEAM | 108 | 83 | 101 | 84 | 0 | 376 | OPPONENTS | 67 | 2968 | 44.3 | 41.9 | 3 | 26 | 59 | 0 | | | | | | | | | |
| OPPONENTS | 56 | 116 | 64 | 77 | 0 | 313 | * PUNT RETURNS | Ret | FC | Yds | Avg | Long | TD | | | | | | | | | | | |
| * SCORING | TD-Ru-Pa-Rt | K-PAT | FG | S | PTS | Ervin LG | 16 | 10 | 115 | 7.2 | 18 | 0 | | | | | | | | | | | | |
| A. Jones | 19 | 16 | 3 | 0 | 0 | 114 | Ervin TM | 11 | 10 | 106 | 9.6 | 18 | 0 | | | | | | | | | | | |
| Crosby | 0 | 0 | 0 | 0 | 40/41 | 22/24 | 0 | 106 | T. Smith TM | 4 | 3 | 0 | 0.0 | 3 | 0 | | | | | | | | | |
| J. Williams | 6 | 1 | 5 | 0 | 0 | 36 | Davis TM | 3 | 7 | 1 | 0.3 | 1 | 0 | | | | | | | | | | | |
| D. Adams | 5 | 0 | 5 | 0 | 0 | 32 | Shepherd | 2 | 11 | -9 | -4.5 | 0 | 0 | | | | | | | | | | | |
| Graham | 3 | 0 | 3 | 0 | 0 | 18 | TEAM | 20 | 31 | 98 | 4.9 | 18 | 0 | | | | | | | | | | | |
| Lazard | 3 | 0 | 3 | 0 | 0 | 18 | OPPONENTS | 26 | 25 | 233 | 9.0 | 32 | 0 | | | | | | | | | | | |
| Allison | 2 | 0 | 2 | 0 | 0 | 14 | * KICKOFF RETURNS | No. | Yds | Avg | Long | TD | | | | | | | | | | | | |
| Valdes-Scantlin | 2 | 0 | 2 | 0 | 0 | 12 | T. Smith TM | 13 | 303 | 23.3 | 36 | 0 | | | | | | | | | | | | |
| Rodgers | 1 | 1 | 0 | 0 | 0 | 8 | Ervin LG | 11 | 267 | 24.3 | 45 | 0 | | | | | | | | | | | | |
| Kumerow | 1 | 0 | 1 | 0 | 0 | 6 | Ervin TM | 6 | 160 | 26.7 | 45 | 0 | | | | | | | | | | | | |
| Lewis | 1 | 0 | 1 | 0 | 0 | 6 | Shepherd | 9 | 147 | 16.3 | 21 | 0 | | | | | | | | | | | | |
| Tonyan | 1 | 0 | 1 | 0 | 0 | 6 | Sullivan | 3 | 48 | 16.0 | 19 | 0 | | | | | | | | | | | | |
| TEAM | 44 | 18 | 26 | 0 | 40/41 | 22/24 | 0 | 376 | J. Williams | 1 | 9 | 9.0 | 9 | 0 | | | | | | | | | | |
| OPPONENTS | 34 | 15 | 19 | 0 | 28/31 | 27/32 | 0 | 313 | TEAM | 32 | 667 | 20.8 | 45 | 0 | | | | | | | | | | |
| 2-Pt Conv: D. Adams, Allison, Rodgers, | | | | | | | | | OPPONENTS | 29 | 702 | 24.2 | 67 | 0 | | | | | | | | | | |
| TM 3-3, OPP 0-3 | | | | | | | | | * FIELD GOALS | 1-19 | 20-29 | 30-39 | 40-49 | 50+ | | | | | | | | | | |
| SACKS: Z. Smith 13.5, P. Smith 12, Clark 6, | | | | | | | | | Crosby | 1/ 1 | 2/ 2 | 11/11 | 7/ 8 | 1/ 2 | | | | | | | | | | |
| Martinez 3, Gary 2, Lancaster 1.5, Amos 1, | | | | | | | | | TEAM | 1/ 1 | 2/ 2 | 11/11 | 7/ 8 | 1/ 2 | | | | | | | | | | |
| Fackrell 1, King 1, TM 41, OPP 36 | | | | | | | | | OPPONENTS | 0/ 0 | 9/ 9 | 6/ 7 | 7/ 9 | 5/ 7 | | | | | | | | | | |
| FUM/LOST: Rodgers 4/4, A. Jones 3/2, | | | | | | | | | Crosby: (39G)() | (42G,41G,45N) | (30G,31G) | (20G,38G) | | | | | | | | | | | | |
| D. Adams 2/1, Allison 2/1, Ervin(LG) 2/0, | | | | | | | | | (37G,48G,23G)() | (35G)(54G)(47G)() | (47G)(32G,33G)() | | | | | | | | | | | | | |
| Ervin(TM) 1/0, Graham 1/0, Shepherd 1/1, | | | | | | | | | (42G,33G,19G) | (32G,51N,40G,33G) | | | | | | | | | | | | | | |
| T. Smith(TM) 1/0 | | | | | | | | | OPP: (38G)(47N,31G)(30G)() | (54N,36G,33N) | (26G,22G,41G,51G,54G) | (45G)(50N,28G) | (29G,40G,34G,43G,44N) | | | | | | | | | | | |
| | | | | | | | | | (50G)(29G,27G,48G) | (27G,45G) | (52G)(30G,27G) | (23G)(42G,56G) | | | | | | | | | | | | |
| * PASSING | Att | Cmp | Yds | Cmp% | Yds/Att | TD | TD% | Int | Int% | Long | Sack/Lost | Rating | | | | | | | | | | | | |
| Rodgers | 569 | 353 | 4002 | 62.0 | 7.03 | 26 | 4.6 | 4 | 0.7 | 74t | 36/ 284 | 95.4 | | | | | | | | | | | | |
| Boyle | 4 | 3 | 15 | 75.0 | 3.75 | 0 | 0.0 | 0 | 0.0 | 7 | 0/ 0 | 80.2 | | | | | | | | | | | | |
| TEAM | 573 | 356 | 4017 | 62.1 | 7.01 | 26 | 4.5 | 4 | 0.7 | 74t | 36/ 284 | 95.3 | | | | | | | | | | | | |
| OPPONENTS | 546 | 326 | 4016 | 59.7 | 7.36 | 19 | 3.5 | 17 | 3.1 | 66 | 41/ 295 | 81.1 | | | | | | | | | | | | |

| | | | | | | | | | | | | | | | | | | | | | | | | |
|--------------------|--|------------------|--|--------|--|-----------------|--|-----|--|-----------|--|------|--|------|--|----|--|--|--|-----|-----|-----|------|----|
| WON 9, LOST 7 | | | | | | | | | | * RUSHING | | | | | | | | | | No. | Yds | Avg | Long | TD |
| 09/08 W 30-27 | | at Carolina | | 72,005 | | Gurley | | 223 | | 857 | | 3.8 | | 25 | | 12 | | | | | | | | |
| 09/15 W 27- 9 | | New Orleans | | 71,460 | | M. Brown | | 69 | | 255 | | 3.7 | | 17 | | 5 | | | | | | | | |
| 09/22 W 20-13 | | at Cleveland | | 67,431 | | Henderson | | 39 | | 147 | | 3.8 | | 22 | | 0 | | | | | | | | |
| 09/29 L 40-55 | | Tampa Bay | | 68,117 | | Woods | | 17 | | 115 | | 6.8 | | 20 | | 1 | | | | | | | | |
| 10/03 L 29-30 | | at Seattle | | 68,988 | | Cooks | | 6 | | 52 | | 8.7 | | 27 | | 0 | | | | | | | | |
| 10/13 L 7-20 | | San Francisco | | 75,695 | | Goff | | 33 | | 40 | | 1.2 | | 8 | | 2 | | | | | | | | |
| 10/20 W 37-10 | | at Atlanta | | 71,856 | | Reynolds | | 5 | | 23 | | 4.6 | | 12 | | 0 | | | | | | | | |
| 10/27 W 24-10 | | Cincinnati | | 83,720 | | Kelly | | 3 | | 9 | | 3.0 | | 6 | | 0 | | | | | | | | |
| 11/10 L 12-17 | | at Pittsburgh | | 63,627 | | Scott | | 1 | | 6 | | 6.0 | | 6 | | 0 | | | | | | | | |
| 11/17 W 17- 7 | | Chicago | | 70,758 | | C. Kupp | | 2 | | 4 | | 2.0 | | 6 | | 0 | | | | | | | | |
| 11/25 L 6-45 | | Baltimore | | 72,409 | | Everett | | 1 | | 0 | | 0.0 | | 0 | | 0 | | | | | | | | |
| 12/01 W 34- 7 | | at Arizona | | 60,944 | | Bortles | | 2 | | -9 | | -4.5 | | 1 | | 0 | | | | | | | | |
| 12/08 W 28-12 | | Seattle | | 71,501 | | TEAM | | 401 | | 1499 | | 3.7 | | 27 | | 20 | | | | | | | | |
| 12/15 L 21-44 | | at Dallas | | 90,436 | | OPPONENTS | | 444 | | 1809 | | 4.1 | | 44t | | 15 | | | | | | | | |
| 12/21 L 31-34 | | at San Francisco | | 70,103 | | * RECEIVING | | No. | | Yds | | Avg | | Long | | TD | | | | | | | | |
| 12/29 W 31-24 | | Arizona | | 68,665 | | C. Kupp | | 94 | | 1161 | | 12.4 | | 66 | | 10 | | | | | | | | |
| | | LA-R | | Opp. | | Woods | | 90 | | 1134 | | 12.6 | | 48 | | 2 | | | | | | | | |
| TOTAL FIRST DOWNS | | 342 | | 324 | | Higbee | | 69 | | 734 | | 10.6 | | 33 | | 3 | | | | | | | | |
| Rushing | | 92 | | 100 | | Cooks | | 42 | | 583 | | 13.9 | | 57 | | 2 | | | | | | | | |
| Passing | | 222 | | 194 | | Everett | | 37 | | 408 | | 11.0 | | 33 | | 2 | | | | | | | | |
| Penalty | | 28 | | 30 | | Gurley | | 31 | | 207 | | 6.7 | | 23 | | 2 | | | | | | | | |
| 3rd Down: Made/Att | | 83/208 | | 86/218 | | Reynolds | | 21 | | 326 | | 15.5 | | 31t | | 1 | | | | | | | | |
| 3rd Down Pct. | | 39.9 | | 39.4 | | Henderson | | 4 | | 37 | | 9.3 | | 14 | | 0 | | | | | | | | |
| 4th Down: Made/Att | | 3/13 | | 14/24 | | Mundt | | 4 | | 26 | | 6.5 | | 9 | | 0 | | | | | | | | |
| 4th Down Pct. | | 23.1 | | 58.3 | | M. Brown | | 2 | | 16 | | 8.0 | | 10 | | 0 | | | | | | | | |
| POSSESSION AVG. | | 29:01 | | 30:59 | | Thomas | | 2 | | 14 | | 7.0 | | 9 | | 0 | | | | | | | | |
| TOTAL NET YARDS | | 5998 | | 5434 | | Scott | | 1 | | 23 | | 23.0 | | 23 | | 0 | | | | | | | | |
| Avg. Per Game | | 374.9 | | 339.6 | | TEAM | | 397 | | 4669 | | 11.8 | | 66 | | 22 | | | | | | | | |
| Total Plays | | 1055 | | 1056 | | OPPONENTS | | 348 | | 3928 | | 11.3 | | 67t | | 23 | | | | | | | | |
| Avg. Per Play | | 5.7 | | 5.1 | | * INTERCEPTIONS | | No. | | Yds | | Avg | | Long | | TD | | | | | | | | |
| NET YARDS RUSHING | | 1499 | | 1809 | | Rapp | | 2 | | 54 | | 27.0 | | 31t | | 1 | | | | | | | | |
| Avg. Per Game | | 93.7 | | 113.1 | | Littleton | | 2 | | 32 | | 16.0 | | 26 | | 0 | | | | | | | | |
| Total Rushes | | 401 | | 444 | | Peters TM | | 2 | | 32 | | 16.0 | | 32t | | 1 | | | | | | | | |
| NET YARDS PASSING | | 4499 | | 3625 | | Hill | | 2 | | 6 | | 3.0 | | 6 | | 0 | | | | | | | | |
| Avg. Per Game | | 281.2 | | 226.6 | | Johnson | | 2 | | 0 | | 0.0 | | 0 | | 0 | | | | | | | | |
| Sacked/Yards Lost | | 22/170 | | 50/303 | | Williams | | 2 | | 0 | | 0.0 | | 0 | | 0 | | | | | | | | |
| Gross Yards | | 4669 | | 3928 | | | | | | | | | | | | | | | | | | | | |

MINNESOTA VIKINGS / WEEK 17 / THROUGH SUNDAY, DECEMBER 29, 2019

| | | | | | | | | | | | | | | | | | | |
|--|------------------|------|--------|-----------------|---------|------|------|-----------------|---------|----------------|---|---|-------|---|--------|------|---|---|
| WON 10, LOST 6 | | | | * RUSHING | | | | No. | Yds | Avg | Long | TD | | | | | | |
| 09/08 W 28-12 | Atlanta | | 66,714 | Cook | | | | 250 | 1135 | 4.5 | 75t | 13 | | | | | | |
| 09/15 L 16-21 | at Green Bay | | 78,416 | Mattison | | | | 100 | 462 | 4.6 | 35 | 1 | | | | | | |
| 09/22 W 34-14 | Oakland | | 66,738 | Boone | | | | 49 | 273 | 5.6 | 59 | 3 | | | | | | |
| 09/29 L 6-16 | at Chicago | | 62,131 | Abdullah | | | | 23 | 115 | 5.0 | 15 | 0 | | | | | | |
| 10/06 W 28-10 | at N.Y. Giants | | 75,041 | Cousins | | | | 31 | 63 | 2.0 | 14 | 1 | | | | | | |
| 10/13 W 38-20 | Philadelphia | | 66,837 | Diggs | | | | 5 | 61 | 12.2 | 27 | 0 | | | | | | |
| 10/20 W 42-30 | at Detroit | | 60,314 | Ham | | | | 7 | 17 | 2.4 | 9 | 0 | | | | | | |
| 10/24 W 19- 9 | Washington | | 66,776 | Brooks-James LG | | | | 8 | 7 | 0.9 | 8 | 0 | | | | | | |
| 11/03 L 23-26 | at Kansas City | | 73,615 | B. Johnson | | | | 1 | 6 | 6.0 | 6 | 0 | | | | | | |
| 11/10 W 28-24 | at Dallas | | 91,188 | Thielen | | | | 4 | 6 | 1.5 | 3 | 1 | | | | | | |
| 11/17 W 27-23 | Denver | | 66,883 | Mannion | | | | 6 | -5 | - .8 | 0 | 0 | | | | | | |
| 12/02 L 30-37 | at Seattle | | 69,080 | TEAM | | | | 476 | 2133 | 4.5 | 75t | 19 | | | | | | |
| 12/08 W 20- 7 | Detroit | | 66,776 | OPPONENTS | | | | 404 | 1728 | 4.3 | 91t | 8 | | | | | | |
| 12/15 W 39-10 | at L.A. Chargers | | 25,446 | * RECEIVING | | | | No. | Yds | Avg | Long | TD | | | | | | |
| 12/23 L 10-23 | Green Bay | | 67,157 | Diggs | | | | 63 | 1130 | 17.9 | 66 | 6 | | | | | | |
| 12/29 L 19-21 | Chicago | | 66,913 | Cook | | | | 53 | 519 | 9.8 | 31 | 0 | | | | | | |
| | Minn. | Opp. | | Rudolph | | | | 39 | 367 | 9.4 | 32t | 6 | | | | | | |
| TOTAL FIRST DOWNS | | | | 314 | 324 | | | I. Smith | 36 | 311 | 8.6 | 29 | 2 | | | | | |
| Rushing | | | | 106 | 78 | | | B. Johnson | 31 | 294 | 9.5 | 23 | 3 | | | | | |
| Passing | | | | 171 | 215 | | | Thielen | 30 | 418 | 13.9 | 44 | 6 | | | | | |
| Penalty | | | | 37 | 31 | | | Ham | 17 | 149 | 8.8 | 36 | 1 | | | | | |
| 3rd Down: Made/Att | | | | 83/194 | 85/214 | | | Abdullah | 15 | 88 | 5.9 | 16t | 1 | | | | | |
| 3rd Down Pct. | | | | 42.8 | 39.7 | | | Mattison | 10 | 82 | 8.2 | 17 | 0 | | | | | |
| 4th Down: Made/Att | | | | 8/15 | 16/29 | | | Treadwell | 9 | 184 | 20.4 | 58t | 1 | | | | | |
| 4th Down Pct. | | | | 53.3 | 55.2 | | | Conklin | 8 | 58 | 7.3 | 20 | 0 | | | | | |
| POSSESSION AVG. | | | | 28:50 | 31:10 | | | Boone | 3 | 17 | 5.7 | 7 | 0 | | | | | |
| TOTAL NET YARDS | | | | 5656 | 5465 | | | Beebe | 2 | 70 | 35.0 | 61 | 0 | | | | | |
| Avg. Per Game | | | | 353.5 | 341.6 | | | Hollins | 2 | 46 | 23.0 | 35 | 0 | | | | | |
| Total Plays | | | | 970 | 1053 | | | Bradbury | 1 | -4 | -4.0 | -4 | 0 | | | | | |
| Avg. Per Play | | | | 5.8 | 5.2 | | | TEAM | 319 | 3729 | 11.7 | 66 | 26 | | | | | |
| NET YARDS RUSHING | | | | 2133 | 1728 | | | OPPONENTS | 394 | 4099 | 10.4 | 60t | 23 | | | | | |
| Avg. Per Game | | | | 133.3 | 108.0 | | | * INTERCEPTIONS | No. | Yds | Avg | Long | TD | | | | | |
| Total Rushes | | | | 476 | 404 | | | Harris | 6 | 42 | 7.0 | 20t | 1 | | | | | |
| NET YARDS PASSING | | | | 3523 | 3737 | | | Sendejo LG | 3 | 36 | 12.0 | 21 | 0 | | | | | |
| Avg. Per Game | | | | 220.2 | 233.6 | | | Sendejo TM | 2 | 21 | 10.5 | 21 | 0 | | | | | |
| Sacked/Yards Lost | | | | 28/206 | 48/362 | | | H. Smith | 3 | 13 | 4.3 | 13 | 0 | | | | | |
| Gross Yards | | | | 3729 | 4099 | | | Griffen | 1 | 17 | 17.0 | 17 | 0 | | | | | |
| Att./Completions | | | | 466/319 | 601/394 | | | Barr | 1 | 2 | 2.0 | 2 | 0 | | | | | |
| Completion Pct. | | | | 68.5 | 65.6 | | | M. Alexander | 1 | 0 | 0.0 | 0 | 0 | | | | | |
| Had Intercepted | | | | 8 | 17 | | | Hughes | 1 | 0 | 0.0 | 0 | 0 | | | | | |
| PUNTS/AVERAGE | | | | 62/45.2 | 60/46.1 | | | Kearse | 1 | 0 | 0.0 | 0 | 0 | | | | | |
| NET PUNTING AVG. | | | | 62/42.6 | 60/42.2 | | | Waynes | 1 | 0 | 0.0 | 0 | 0 | | | | | |
| PENALTIES/YARDS | | | | 96/895 | 83/713 | | | TEAM | 17 | 95 | 5.6 | 21 | 1 | | | | | |
| FUMBLES/BALL LOST | | | | 29/12 | 22/14 | | | OPPONENTS | 8 | 84 | 10.5 | 39 | 0 | | | | | |
| TOUCHDOWNS | | | | 47 | 31 | | | * PUNTING | No. | Yds | Avg | Net | TB | In | Lg | B | | |
| Rushing | | | | 19 | 8 | | | Colquitt | 62 | 2802 | 45.2 | 42.6 | 0 | 24 | 59 | 0 | | |
| Passing | | | | 26 | 23 | | | TEAM | 62 | 2802 | 45.2 | 42.6 | 0 | 24 | 59 | 0 | | |
| Returns | | | | 2 | 0 | | | OPPONENTS | 60 | 2763 | 46.1 | 42.2 | 2 | 24 | 64 | 1 | | |
| * SCORE BY PERIODS | | | | Q1 | Q2 | Q3 | Q4 | OT | PTS | * PUNT RETURNS | | | | | | | | |
| TEAM | | | | 88 | 136 | 74 | 109 | 0 | 407 | Hughes | 14 | 9 | 104 | 7.4 | 23 | 0 | | |
| OPPONENTS | | | | 71 | 95 | 77 | 60 | 0 | 303 | Beebe | 7 | 6 | 46 | 6.6 | 15 | 0 | | |
| * SCORING | | | | TD-Ru-Pa-Rt | K-PAT | FG | S | PTS | Sherels | TM | 6 | 2 | 33 | 5.5 | 15 | 0 | | |
| Bailey | | | | 0 | 0 | 0 | 0 | 40/44 | 27/29 | 0 | 121 | B. Johnson | 1 | 1 | 8 | 8.0 | 8 | 0 |
| Cook | | | | 13 | 13 | 0 | 0 | | 0 | 78 | TEAM | 28 | 18 | 191 | 6.8 | 23 | 0 | |
| Thielen | | | | 7 | 1 | 6 | 0 | | 0 | 42 | OPPONENTS | 23 | 24 | 158 | 6.9 | 18 | 0 | |
| Rudolph | | | | 6 | 0 | 6 | 0 | | 0 | 38 | * KICKOFF RETURNS | No. | Yds | Avg | Long | TD | | |
| Diggs | | | | 6 | 0 | 6 | 0 | | 0 | 36 | Abdullah | 13 | 325 | 25.0 | 38 | 0 | | |
| Boone | | | | 3 | 3 | 0 | 0 | | 0 | 18 | Brooks-James LG | 2 | 32 | 16.0 | 16 | 0 | | |
| B. Johnson | | | | 3 | 0 | 3 | 0 | | 0 | 18 | Ham | 2 | 33 | 16.5 | 17 | 0 | | |
| I. Smith | | | | 2 | 0 | 2 | 0 | | 0 | 12 | Beebe | 1 | 13 | 13.0 | 13 | 0 | | |
| Abdullah | | | | 1 | 0 | 1 | 0 | | 0 | 6 | Sherels | TM | 1 | 9 | 9.0 | 9 | 0 | |
| Cousins | | | | 1 | 1 | 0 | 0 | | 0 | 6 | TEAM | 17 | 380 | 22.4 | 38 | 0 | | |
| Ham | | | | 1 | 0 | 1 | 0 | | 0 | 6 | OPPONENTS | 21 | 527 | 25.1 | 52 | 0 | | |
| Harris | | | | 1 | 0 | 0 | 1 | | 0 | 6 | * FIELD GOALS | 1-19 | 20-29 | 30-39 | 40-49 | 50+ | | |
| Mattison | | | | 1 | 1 | 0 | 0 | | 0 | 6 | Bailey | 0/ 0 | 10/10 | 9/ 9 | 5/ 7 | 3/ 3 | | |
| I. Odenigbo | | | | 1 | 0 | 0 | 1 | | 0 | 6 | TEAM | 0/ 0 | 10/10 | 9/ 9 | 5/ 7 | 3/ 3 | | |
| Treadwell | | | | 1 | 0 | 1 | 0 | | 0 | 6 | OPPONENTS | 1/ 1 | 9/ 9 | 8/ 8 | 9/11 | 2/ 4 | | |
| Barr | | | | 0 | 0 | 0 | 0 | | 1 | 2 | Bailey: () (47N,31G) (50G,24G) () (31G,48G,32G,45G) | | | | | | | |
| TEAM | | | | 47 | 19 | 26 | 2 | 40/44 | 27/29 | 1 | 407 | (39G) (45N) (50G,29G,27G,40G) (29G) (26G,27G) () (47G) | | | | | | |
| OPPONENTS | | | | 31 | 8 | 23 | 0 | 26/27 | 29/33 | 1 | 303 | (27G,50G) (26G,44G,38G,27G) (23G) (37G,38G,39G,34G) | | | | | | |
| 2-Pt Conv: Rudolph, TM 1-3, OPP 1-4 | | | | | | | | | | | | | | OPP: () () (51N) (25G,38G,30G) (32G) (53G,40G) (46G) | | | | |
| SACKS: Hunter 14.5, Griffen 8, I. Odenigbo 7, J. Johnson 3.5, Joseph 3, Wilson 3, Weatherly 2.5, Barr 1.5, Watts 1.5, | | | | | | | | | | | | | | (21G,30G,43G) (24G,45G,54G,44G) (57N,23G) (47G,29G,41G,43N) (29G,29G,36G) (45N) (41G) (42G,33G,19G) | | | | |
| Sendejo LG 1, H. Smith 1, Stephen 1, M. Alexander 0.5, Brothers 0.5, Kendricks 0.5, TM 48, OPP 28 | | | | | | | | | | | | | | | | | | |
| FUM/LOST: Cousins 10/3, Cook 4/2, Diggs 4/3, Beebe 3/0, Hughes 3/0, Abdullah 1/1, Ham 1/1, Mannion 1/1, Mattison 1/1, I. Smith 1/0 | | | | | | | | | | | | | | | | | | |
| * PASSING | | | | Att | Cmp | Yds | Cmp% | Yds/Att | TD | TD% | Int | Int% | Long | Sack/Lost | Rating | | | |
| Cousins | | | | 444 | 307 | 3603 | 69.1 | 8.11 | 26 | 5.9 | 6 | 1.4 | 66 | 28/ 206 | 107.4 | | | |
| Mannion | | | | 21 | 12 | 126 | 57.1 | 6.00 | 0 | 0.0 | 2 | 9.5 | 35 | 0/ 0 | 35.1 | | | |
| Diggs | | | | 1 | 0 | 0 | 0.0 | 0.00 | 0 | 0.0 | 0 | 0.0 | --- | 0/ 0 | 39.6 | | | |
| TEAM | | | | 466 | 319 | 3729 | 68.5 | 8.00 | 26 | 5.6 | 8 | 1.7 | 66 | 28/ 206 | 103.9 | | | |
| OPPONENTS | | | | 601 | 394 | 4099 | 65.6 | 6.82 | 23 | 3.8 | 17 | 2.8 | 60t | 48/ 362 | 86.1 | | | |

| | | | | | | | | | | | | | | | | | | | | | | | | |
|--------------------|-----------------|--|--|--|--------|--|--|--|-------------|-----------|---------|-----------------|------|------|------|------|----|--|--|-----|-----|-----|------|----|
| WON 13, LOST 3 | | | | | | | | | | * RUSHING | | | | | | | | | | No. | Yds | Avg | Long | TD |
| 09/09 W 30-28 | Houston | | | | 73,039 | | | | Kamara | 171 | 797 | 4.7 | 40t | 5 | | | | | | | | | | |
| 09/15 L 9-27 | at L.A. Rams | | | | 71,460 | | | | Murray | 146 | 637 | 4.4 | 30t | 5 | | | | | | | | | | |
| 09/22 W 33-27 | at Seattle | | | | 69,005 | | | | T. Hill | 27 | 156 | 5.8 | 30t | 1 | | | | | | | | | | |
| 09/29 W 12-10 | Dallas | | | | 73,086 | | | | Washington | 8 | 60 | 7.5 | 31 | 0 | | | | | | | | | | |
| 10/06 W 31-24 | Tampa Bay | | | | 73,029 | | | | Bridgewater | 28 | 31 | 1.1 | 11 | 0 | | | | | | | | | | |
| 10/13 W 13- 6 | at Jacksonville | | | | 64,341 | | | | Harris | 4 | 31 | 7.8 | 10 | 0 | | | | | | | | | | |
| 10/20 W 36-25 | at Chicago | | | | 62,306 | | | | Line | 7 | 20 | 2.9 | 5 | 0 | | | | | | | | | | |
| 10/27 W 31- 9 | Arizona | | | | 73,064 | | | | Ginn | 3 | 18 | 6.0 | 12 | 0 | | | | | | | | | | |
| 11/10 L 9-26 | Atlanta | | | | 73,283 | | | | Zenner TM | 1 | 1 | 1.0 | 1 | 0 | | | | | | | | | | |
| 11/17 W 34-17 | at Tampa Bay | | | | 54,333 | | | | Brees | 9 | -4 | -.4 | 2 | 1 | | | | | | | | | | |
| 11/24 W 34-31 | Carolina | | | | 73,068 | | | | Thomas | 1 | -9 | -9.0 | -9 | 0 | | | | | | | | | | |
| 11/28 W 26-18 | at Atlanta | | | | 71,993 | | | | TEAM | 405 | 1738 | 4.3 | 40t | 12 | | | | | | | | | | |
| 12/08 L 46-48 | San Francisco | | | | 73,038 | | | | OPPONENTS | 345 | 1461 | 4.2 | 49t | 12 | | | | | | | | | | |
| 12/16 W 34- 7 | Indianapolis | | | | 73,053 | | | | * RECEIVING | No. | Yds | Avg | Long | TD | | | | | | | | | | |
| 12/22 W 38-28 | at Tennessee | | | | 66,756 | | | | Thomas | 149 | 1725 | 11.6 | 49 | 9 | | | | | | | | | | |
| 12/29 W 42-10 | at Carolina | | | | 72,203 | | | | Kamara | 81 | 533 | 6.6 | 41 | 1 | | | | | | | | | | |
| | N.O. | | | | Opp. | | | | Cook | 43 | 705 | 16.4 | 61t | 9 | | | | | | | | | | |
| TOTAL FIRST DOWNS | | | | | | | | | | 347 | 311 | Murray | 34 | 235 | 6.9 | 30 | 1 | | | | | | | |
| Rushing | | | | | | | | | | 97 | 71 | Ginn | 30 | 421 | 14.0 | 45 | 2 | | | | | | | |
| Passing | | | | | | | | | | 230 | 197 | J. Hill | 25 | 226 | 9.0 | 29 | 3 | | | | | | | |
| Penalty | | | | | | | | | | 20 | 43 | T. Hill | 19 | 234 | 12.3 | 45t | 6 | | | | | | | |
| 3rd Down: Made/Att | | | | | | | | | | 81/192 | 73/210 | T. Smith | 18 | 234 | 13.0 | 32 | 5 | | | | | | | |
| 3rd Down Pct. | | | | | | | | | | 42.2 | 34.8 | Line | 6 | 36 | 6.0 | 12 | 0 | | | | | | | |
| 4th Down: Made/Att | | | | | | | | | | 5/13 | 11/25 | Harris | 6 | 24 | 4.0 | 13 | 0 | | | | | | | |
| 4th Down Pct. | | | | | | | | | | 38.5 | 44.0 | Arnold TM | 2 | 25 | 12.5 | 19 | 0 | | | | | | | |
| POSSESSION AVG. | | | | | | | | | | 32:19 | 27:41 | Carr | 1 | 9 | 9.0 | 9 | 0 | | | | | | | |
| TOTAL NET YARDS | | | | | | | | | | 5982 | 5329 | Ortiz | 1 | 8 | 8.0 | 8 | 0 | | | | | | | |
| Avg. Per Game | | | | | | | | | | 373.9 | 333.1 | Washington | 1 | 6 | 6.0 | 6 | 0 | | | | | | | |
| Total Plays | | | | | | | | | | 1011 | 999 | Zenner TM | 1 | 6 | 6.0 | 6 | 0 | | | | | | | |
| Avg. Per Play | | | | | | | | | | 5.9 | 5.3 | Hogan | 1 | 4 | 4.0 | 4 | 0 | | | | | | | |
| NET YARDS RUSHING | | | | | | | | | | 1738 | 1461 | TEAM | 418 | 4431 | 10.6 | 61t | 36 | | | | | | | |
| Avg. Per Game | | | | | | | | | | 108.6 | 91.3 | OPPONENTS | 371 | 4201 | 11.3 | 75t | 27 | | | | | | | |
| Total Rushes | | | | | | | | | | 405 | 345 | * INTERCEPTIONS | No. | Yds | Avg | Long | TD | | | | | | | |
| NET YARDS PASSING | | | | | | | | | | 4244 | 3868 | Jenkins LG | 5 | 84 | 16.8 | 62 | 0 | | | | | | | |
| Avg. Per Game | | | | | | | | | | 265.3 | 241.8 | Jenkins TM | 1 | 0 | 0.0 | 0 | 0 | | | | | | | |
| Sacked/Yards Lost | | | | | | | | | | 25/187 | 51/333 | M. Williams | 4 | 56 | 14.0 | 55t | 1 | | | | | | | |
| Gross Yards | | | | | | | | | | 4431 | 4201 | Gardner-Johnson | 1 | 28 | 28.0 | 28 | 0 | | | | | | | |
| Att./Completions | | | | | | | | | | 581/418 | 603/371 | Bell | 1 | 19 | 19.0 | 19 | 0 | | | | | | | |
| Completion Pct. | | | | | | | | | | 71.9 | 61.5 | Tuttle | 1 | 19 | 19.0 | 19 | 0 | | | | | | | |
| Had Intercepted | | | | | | | | | | 6 | 13 | Klein | 1 | 14 | 14.0 | 14t | 1 | | | | | | | |
| PUNTS/AVERAGE | | | | | | | | | | 60/46.2 | 73/43.1 | Robertson | 1 | 3 | 3.0 | 3 | 0 | | | | | | | |
| NET PUNTING AVG. | | | | | | | | | | 60/43.1 | 73/37.5 | Davis | 1 | 1 | 1.0 | 1 | 0 | | | | | | | |
| PENALTIES/YARDS | | | | | | | | | | 120/1036 | 92/713 | Lattimore | 1 | 0 | 0.0 | 0 | 0 | | | | | | | |
| FUMBLES/BALL LOST | | | | | | | | | | 9/2 | 15/10 | P. Williams | 1 | 0 | 0.0 | 0 | 0 | | | | | | | |

| | | | | | | | | | | | | | | | | | | | | | | | | |
|--------------------|--|--------------------|--|--------|--|-------------|--|----|--|-----------|--|------|--|------|--|-----|--|----|--|-----|-----|-----|------|----|
| WON 4, LOST 12 | | | | | | | | | | * RUSHING | | | | | | | | | | No. | Yds | Avg | Long | TD |
| 09/08 L 17-35 | | at Dallas | | 90,353 | | Barkley | | | | 217 | | 1003 | | 4.6 | | 68t | | 6 | | | | | | |
| 09/15 L 14-28 | | Buffalo | | 74,569 | | D. Jones | | | | 45 | | 279 | | 6.2 | | 26 | | 2 | | | | | | |
| 09/22 W 32-31 | | at Tampa Bay | | 55,070 | | Gallman | | | | 29 | | 110 | | 3.8 | | 22 | | 2 | | | | | | |
| 09/29 W 24- 3 | | Washington | | 74,149 | | Hilliman | | | | 30 | | 91 | | 3.0 | | 10 | | 0 | | | | | | |
| 10/06 L 10-28 | | Minnesota | | 75,041 | | S. Shepard | | | | 6 | | 72 | | 12.0 | | 23 | | 0 | | | | | | |
| 10/10 L 14-35 | | at New England | | 65,878 | | Penny | | | | 15 | | 39 | | 2.6 | | 6 | | 0 | | | | | | |
| 10/20 L 21-27 | | Arizona | | 73,577 | | Allen | | LG | | 10 | | 36 | | 3.6 | | 19 | | 1 | | | | | | |
| 10/27 L 26-31 | | at Detroit | | 58,509 | | Allen | | TM | | 10 | | 36 | | 3.6 | | 19 | | 1 | | | | | | |
| 11/04 L 18-37 | | Dallas | | 76,107 | | Fowler | | | | 1 | | 20 | | 20.0 | | 20 | | 0 | | | | | | |
| 11/10 L 27-34 | | at N.Y. Jets | | 78,523 | | Tate | | | | 1 | | 16 | | 16.0 | | 16 | | 0 | | | | | | |
| 11/24 L 14-19 | | at Chicago | | 61,581 | | Engram | | | | 3 | | 7 | | 2.3 | | 5 | | 0 | | | | | | |
| 12/01 L 13-31 | | Green Bay | | 75,950 | | Manning | | | | 4 | | 7 | | 1.8 | | 6 | | 0 | | | | | | |
| 12/09 L 17-23 | | OT at Philadelphia | | 69,796 | | Scott | | | | 1 | | 5 | | 5.0 | | 5 | | 0 | | | | | | |
| 12/15 W 36-20 | | Miami | | 72,894 | | TEAM | | | | 362 | | 1685 | | 4.7 | | 68t | | 11 | | | | | | |
| 12/22 W 41-35 | | OT at Washington | | 66,083 | | OPPONENTS | | | | 469 | | 1812 | | 3.9 | | 41 | | 1 | | | | | | |
| 12/29 L 17-34 | | Philadelphia | | 75,029 | | * RECEIVING | | | | | | | | | | | | | | | | | | |
| | | NY-G | | Opp. | | S. Shepard | | | | 57 | | 576 | | 10.1 | | 36 | | 3 | | | | | | |
| TOTAL FIRST DOWNS | | 311 | | 343 | | Barkley | | | | 52 | | 438 | | 8.4 | | 65 | | 2 | | | | | | |
| Rushing | | 89 | | 100 | | Tate | | | | 49 | | 676 | | 13.8 | | 64t | | 6 | | | | | | |
| Passing | | 187 | | 211 | | D. Slayton | | | | 48 | | 740 | | 15.4 | | 55t | | 8 | | | | | | |
| Penalty | | 35 | | 32 | | Engram | | | | 44 | | 467 | | 10.6 | | 75t | | 3 | | | | | | |
| 3rd Down: Made/Att | | 79/212 | | 86/216 | | K. Smith | | LG | | 31 | | 268 | | 8.6 | | 32 | | 3 | | | | | | |
| 3rd Down Pct. | | 37.3 | | 39.8 | | K. Smith | | TM | | 31 | | 268 | | 8.6 | | 32 | | 3 | | | | | | |
| 4th Down: Made/Att | | 14/31 | | 8/14 | | Latimer | | | | 24 | | 300 | | 12.5 | | 43 | | 2 | | | | | | |
| 4th Down Pct. | | 45.2 | | 57.1 | | Fowler | | | | 23 | | 193 | | 8.4 | | 17 | | 0 | | | | | | |
| POSSESSION AVG. | | 28:24 | | 31:36 | | Ellison | | | | 18 | | 167 | | 9.3 | | 31 | | 1 | | | | | | |
| TOTAL NET YARDS | | 5416 | | 6037 | | Gallman | | | | 11 | | 102 | | 9.3 | | 21 | | 1 | | | | | | |
| Avg. Per Game | | 338.5 | | 377.3 | | T. Jones | | | | 3 | | 38 | | 12.7 | | 28 | | 1 | | | | | | |
| Total Plays | | 1012 | | 1061 | | Core | | | | 3 | | 28 | | 9.3 | | 11 | | 0 | | | | | | |
| Avg. Per Play | | 5.4 | | 5.7 | | R. Shepard | | | | 3 | | 25 | | 8.3 | | 12 | | 0 | | | | | | |
| NET YARDS RUSHING | | 1685 | | 1812 | | Hilliman | | | | 3 | | 1 | | 0.3 | | 5 | | 0 | | | | | | |
| Avg. Per Game | | 105.3 | | 113.3 | | Scott | | | | 2 | | 22 | | 11.0 | | 11 | | 0 | | | | | | |
| Total Rushes | | 362 | | 469 | | Simonson | | | | 2 | | 11 | | 5.5 | | 10 | | 0 | | | | | | |
| NET YARDS PASSING | | 3731 | | 4225 | | Penny | | | | 2 | | 9 | | 4.5 | | 9 | | 0 | | | | | | |
| Avg. Per Game | | 233.2 | | 264.1 | | Allen | | LG | | 1 | | 9 | | 9.0 | | 9 | | 0 | | | | | | |
| Sacked/Yards Lost | | 43/339 | | 36/246 | | Allen | | TM | | 1 | | 9 | | 9.0 | | 9 | | 0 | | | | | | |
| Gross Yards | | 40 | | | | | | | | | | | | | | | | | | | | | | |

| | | | | | | | | | | | | | | | | | | | | | | | | |
|-------------------|---|-------|----------------|--|--|--|--------|--|--|--------------------|---------|-------|---------|------|------|------|-----|----|--|-----|-----|-----|------|----|
| WON 9, LOST 7 | | | | | | | | | | * RUSHING | | | | | | | | | | No. | Yds | Avg | Long | TD |
| 09/08 | W | 32-27 | Washington | | | | 69,796 | | | Sanders | | | | 179 | 818 | 4.6 | 65t | 3 | | | | | | |
| 09/15 | L | 20-24 | at Atlanta | | | | 72,443 | | | J. Howard | | | | 119 | 525 | 4.4 | 20 | 6 | | | | | | |
| 09/22 | L | 24-27 | Detroit | | | | 69,796 | | | Scott | | | | 61 | 245 | 4.0 | 25 | 5 | | | | | | |
| 09/26 | W | 34-27 | at Green Bay | | | | 77,509 | | | Wentz | | | | 62 | 243 | 3.9 | 19 | 1 | | | | | | |
| 10/06 | W | 31- 6 | N.Y. Jets | | | | 69,796 | | | Sproles | | | | 17 | 66 | 3.9 | 17 | 0 | | | | | | |
| 10/13 | L | 20-38 | at Minnesota | | | | 66,837 | | | Ajayi | | | | 10 | 30 | 3.0 | 11 | 0 | | | | | | |
| 10/20 | L | 10-37 | at Dallas | | | | 91,213 | | | Agholor | | | | 2 | 7 | 3.5 | 16 | 0 | | | | | | |
| 10/27 | W | 31-13 | at Buffalo | | | | 69,435 | | | Ward | | | | 1 | 5 | 5.0 | 5 | 0 | | | | | | |
| 11/03 | W | 22-14 | Chicago | | | | 69,796 | | | Jeffery | | | | 1 | 2 | 2.0 | 2t | 1 | | | | | | |
| 11/17 | L | 10-17 | New England | | | | 69,796 | | | McCown | | | | 2 | -2 | -1.0 | -1 | 0 | | | | | | |
| 11/24 | L | 9-17 | Seattle | | | | 69,796 | | | TEAM | | | | 454 | 1939 | 4.3 | 65t | 16 | | | | | | |
| 12/01 | L | 31-37 | at Miami | | | | 65,545 | | | OPPONENTS | | | | 353 | 1442 | 4.1 | 68t | 13 | | | | | | |
| 12/09 | W | 23-17 | OT N.Y. Giants | | | | 69,796 | | | * RECEIVING | No. | Yds | Avg | Long | TD | | | | | | | | | |
| 12/15 | W | 37-27 | at Washington | | | | 63,246 | | | Ertz | | | | 88 | 916 | 10.4 | 30 | 6 | | | | | | |
| 12/22 | W | 17- 9 | Dallas | | | | 69,796 | | | Goedert | | | | 58 | 607 | 10.5 | 28t | 5 | | | | | | |
| 12/29 | W | 34-17 | at N.Y. Giants | | | | 75,029 | | | Sanders | | | | 50 | 509 | 10.2 | 45 | 3 | | | | | | |
| | | | Phil. | | | | | | | Jeffery | | | | 43 | 490 | 11.4 | 38 | 4 | | | | | | |
| | | | | | | | Opp. | | | Agholor | | | | 39 | 363 | 9.3 | 43 | 3 | | | | | | |
| TOTAL FIRST DOWNS | | | | | | | | | | 354 | | 289 | | | | | | | | | | | | |
| | | | | | | | | | | Rushing | | | | 104 | | 76 | | | | | | | | |
| | | | | | | | | | | Passing | | | | 215 | | 185 | | | | | | | | |
| | | | | | | | | | | Penalty | | | | 35 | | 28 | | | | | | | | |
| | | | | | | | | | | 3rd Down: Made/Att | 104/229 | | 70/205 | | | | | | | | | | | |
| | | | | | | | | | | 3rd Down Pct. | 45.4 | | 34.1 | | | | | | | | | | | |
| | | | | | | | | | | 4th Down: Made/Att | 8/24 | | 11/18 | | | | | | | | | | | |
| | | | | | | | | | | 4th Down Pct. | 33.3 | | 61.1 | | | | | | | | | | | |
| POSSESSION AVG. | | | | | | | | | | 32:56 | | 27:04 | | | | | | | | | | | | |
| TOTAL NET YARDS | | | | | | | | | | 5772 | | 5307 | | | | | | | | | | | | |
| | | | | | | | | | | Avg. Per Game | 360.8 | | 331.7 | | | | | | | | | | | |
| | | | | | | | | | | Total Plays | 1104 | | 967 | | | | | | | | | | | |
| | | | | | | | | | | Avg. Per Play | 5.2 | | 5.5 | | | | | | | | | | | |
| NET YARDS RUSHING | | | | | | | | | | 1939 | | 1442 | | | | | | | | | | | | |
| | | | | | | | | | | Avg. Per Game | 121.2 | | 90.1 | | | | | | | | | | | |
| | | | | | | | | | | Total Rushes | 454 | | 353 | | | | | | | | | | | |
| NET YARDS PASSING | | | | | | | | | | 3833 | | 3865 | | | | | | | | | | | | |
| | | | | | | | | | | Avg. Per Game | 239.6 | | 241.6 | | | | | | | | | | | |
| | | | | | | | | | | Sacked/Yards Lost | 37/230 | | 43/271 | | | | | | | | | | | |
| | | | | | | | | | | Gross Yards | 4063 | | 4136 | | | | | | | | | | | |
| | | | | | | | | | | Att./Completions | 613/391 | | 571/348 | | | | | | | | | | | |
| | | | | | | | | | | | | | | | | | | | | | | | | |

SAN FRANCISCO 49ERS / WEEK 17 / THROUGH SUNDAY, DECEMBER 29, 2019

| WON 13, LOST 3 | | | | | | | | | | * RUSHING | | | | No. | Yds | Avg | Long | TD |
|---|----------------|-------------|-------------|-----------------|-------|---------|-----------|----------------|--|-------------------|-------|-----------|--------|------|------|-----|------|----|
| 09/08 W 31-17 | at Tampa Bay | 55,976 | Mostert | 137 | 772 | 5.6 | 41t | 8 | | | | | | | | | | |
| 09/15 W 41-17 | at Cincinnati | 50,666 | Breida | 123 | 623 | 5.1 | 83t | 1 | | | | | | | | | | |
| 09/22 W 24-20 | Pittsburgh | 69,439 | T. Coleman | 137 | 544 | 4.0 | 48t | 6 | | | | | | | | | | |
| 10/07 W 31- 3 | Cleveland | 70,585 | Samuel | 14 | 159 | 11.4 | 31 | 3 | | | | | | | | | | |
| 10/13 W 20- 7 | at L.A. Rams | 75,695 | Wilson | 27 | 105 | 3.9 | 25 | 4 | | | | | | | | | | |
| 10/20 W 9- 0 | at Washington | 61,459 | Garoppolo | 46 | 62 | 1.3 | 11 | 1 | | | | | | | | | | |
| 10/27 W 51-13 | Carolina | 69,083 | Kittle | 5 | 22 | 4.4 | 18 | 0 | | | | | | | | | | |
| 10/31 W 28-25 | at Arizona | 60,986 | Goodwin | 1 | 15 | 15.0 | 15 | 0 | | | | | | | | | | |
| 11/11 L 24-27 OT | Seattle | 71,404 | Juszczyk | 3 | 7 | 2.3 | 6 | 0 | | | | | | | | | | |
| 11/17 W 36-26 | Arizona | 69,419 | James | 2 | -1 | -1.5 | 0 | 0 | | | | | | | | | | |
| 11/24 W 37- 8 | Green Bay | 71,500 | Mullens | 3 | -3 | -1.0 | -1 | 0 | | | | | | | | | | |
| 12/01 L 17-20 | at Baltimore | 71,029 | TEAM | 498 | 2305 | 4.6 | 83t | 23 | | | | | | | | | | |
| 12/08 W 48-46 | at New Orleans | 73,038 | OPPONENTS | 401 | 1802 | 4.5 | 40t | 11 | | | | | | | | | | |
| 12/15 L 22-29 | Atlanta | 70,910 | * RECEIVING | No. | Yds | Avg | Long | TD | | | | | | | | | | |
| 12/21 W 34-31 | L.A. Rams | 70,103 | Kittle | 85 | 1053 | 12.4 | 61t | 5 | | | | | | | | | | |
| 12/29 W 26-21 | at Seattle | 69,162 | Sanders LG | 66 | 869 | 13.2 | 75t | 5 | | | | | | | | | | |
| | S.F. | Opp. | Sanders TM | 36 | 502 | 13.9 | 75t | 3 | | | | | | | | | | |
| TOTAL FIRST DOWNS | | 336 | 285 | Samuel | 57 | 802 | 14.1 | 42t | 3 | | | | | | | | | |
| Rushing | | 110 | 105 | Bourne | 30 | 358 | 11.9 | 30 | 5 | | | | | | | | | |
| Passing | | 195 | 150 | T. Coleman | 21 | 180 | 8.6 | 37 | 1 | | | | | | | | | |
| Penalty | | 31 | 30 | Juszczyk | 20 | 239 | 12.0 | 49 | 1 | | | | | | | | | |
| 3rd Down: Made/Att | | 90/200 | 64/192 | Breida | 19 | 120 | 6.3 | 17 | 1 | | | | | | | | | |
| 3rd Down Pct. | | 45.0 | 33.3 | Dwellely | 15 | 91 | 6.1 | 25 | 2 | | | | | | | | | |
| 4th Down: Made/Att | | 7/12 | 8/25 | Mostert | 14 | 180 | 12.9 | 39t | 2 | | | | | | | | | |
| 4th Down Pct. | | 58.3 | 32.0 | Goodwin | 12 | 186 | 15.5 | 38t | 1 | | | | | | | | | |
| POSSESSION AVG. | | 31:18 | 28:42 | Pettis | 11 | 109 | 9.9 | 21t | 2 | | | | | | | | | |
| TOTAL NET YARDS | | 6097 | 4509 | James | 6 | 165 | 27.5 | 57 | 1 | | | | | | | | | |
| Avg. Per Game | | 381.1 | 281.8 | Matthews LG | 4 | 33 | 8.3 | 10 | 0 | | | | | | | | | |
| Total Plays | | 1012 | 968 | Wilson | 3 | 34 | 11.3 | 25t | 1 | | | | | | | | | |
| Avg. Per Play | | 6.0 | 4.7 | Toilolo | 2 | 10 | 5.0 | 8 | 0 | | | | | | | | | |
| NET YARDS RUSHING | | 2305 | 1802 | TEAM | 331 | 4029 | 12.2 | 75t | 28 | | | | | | | | | |
| Avg. Per Game | | 144.1 | 112.6 | OPPONENTS | 318 | 3074 | 9.7 | 88t | 23 | | | | | | | | | |
| Total Rushes | | 498 | 401 | * INTERCEPTIONS | No. | Yds | Avg | Long | TD | | | | | | | | | |
| NET YARDS PASSING | | 3792 | 2707 | Sherman | 3 | 65 | 21.7 | 31t | 1 | | | | | | | | | |
| Avg. Per Game | | 237.0 | 169.2 | K. Williams | 2 | 53 | 26.5 | 49 | 0 | | | | | | | | | |
| Sacked/Yards Lost | | 36/237 | 48/367 | Greenlaw | 1 | 47 | 47.0 | 47 | 0 | | | | | | | | | |
| Gross Yards | | 4029 | 3074 | Bosa | 1 | 46 | 46.0 | 46 | 0 | | | | | | | | | |
| Att./Completions | | 478/331 | 519/318 | Warner | 1 | 46 | 46.0 | 46t | 1 | | | | | | | | | |
| Completion Pct. | | 69.2 | 61.3 | Witherspoon | 1 | 25 | 25.0 | 25t | 1 | | | | | | | | | |
| Had Intercepted | | 13 | 12 | Moseley | 1 | 3 | 3.0 | 3 | 0 | | | | | | | | | |
| PUNTS/AVERAGE | | 52/44.9 | 75/47.4 | Nzeocha | 1 | 1 | 1.0 | 1 | 0 | | | | | | | | | |
| NET PUNTING AVG. | | 52/41.6 | 75/42.3 | Alexander | 1 | 0 | 0.0 | 0 | 0 | | | | | | | | | |
| PENALTIES/YARDS | | 105/939 | 116/957 | TEAM | 12 | 286 | 23.8 | 49 | 3 | | | | | | | | | |
| FUMBLES/BALL LOST | | 19/10 | 28/15 | OPPONENTS | 13 | 215 | 16.5 | 48 | 1 | | | | | | | | | |
| TOUCHDOWNS | | 56 | 37 | * PUNTING | No. | Yds | Avg | Net | TB | In | Lg | B | | | | | | |
| Rushing | | 23 | 11 | Wishnowsky | 52 | 2333 | 44.9 | 41.6 | 2 | 23 | 65 | 0 | | | | | | |
| Passing | | 28 | 23 | TEAM | 52 | 2333 | 44.9 | 41.6 | 2 | 23 | 65 | 0 | | | | | | |
| Returns | | 5 | 3 | OPPONENTS | 75 | 3555 | 47.4 | 42.3 | 6 | 20 | 71 | 0 | | | | | | |
| * SCORE BY PERIODS | | Q1 | Q2 | Q3 | Q4 | OT | PTS | * PUNT RETURNS | Ret | FC | Yds | Avg | Long | TD | | | | |
| TEAM | | 106 | 135 | 112 | 126 | 0 | 479 | James | 33 | 11 | 264 | 8.0 | 32 | 0 | | | | |
| OPPONENTS | | 66 | 75 | 76 | 90 | 3 | 310 | TEAM | 33 | 11 | 264 | 8.0 | 32 | 0 | | | | |
| * SCORING | | TD-Ru-Pa-Rt | K-PAT | FG | S | PTS | OPPONENTS | 23 | 13 | 131 | 5.7 | 25 | 0 | | | | | |
| Gould | | 0 | 0 | 0 | 0 | 41/42 | 23/31 | 0 | 110 | * KICKOFF RETURNS | No. | Yds | Avg | Long | TD | | | |
| Mostert | | 10 | 8 | 2 | 0 | | 0 | 60 | James | 20 | 428 | 21.4 | 81 | 0 | | | | |
| T. Coleman | | 7 | 6 | 1 | 0 | | 0 | 42 | Mostert | 0 | -19 | --- | -19 | 0 | | | | |
| Samuel | | 6 | 3 | 3 | 0 | | 0 | 38 | TEAM | 20 | 409 | 20.5 | 81 | 0 | | | | |
| Bourne | | 5 | 0 | 5 | 0 | | 0 | 32 | OPPONENTS | 48 | 1046 | 21.8 | 51 | 0 | | | | |
| Sanders LG | | 5 | 0 | 5 | 0 | | 0 | 32 | * FIELD GOALS | 1-19 | 20-29 | 30-39 | 40-49 | 50+ | | | | |
| Sanders TM | | 3 | 0 | 3 | 0 | | 0 | 18 | Gould | 0/ 0 | 9/ 9 | 8/10 | 6/ 8 | 0/ 4 | | | | |
| Kittle | | 5 | 0 | 5 | 0 | | 0 | 30 | McLaughlin TM | 0/ 0 | 2/ 2 | 1/ 1 | 4/ 5 | 0/ 0 | | | | |
| Wilson | | 5 | 4 | 1 | 0 | | 0 | 30 | TEAM | 0/ 0 | 11/11 | 9/11 | 10/13 | 0/ 4 | | | | |
| McLaughlin TM | | 0 | 0 | 0 | 0 | 8/ 8 | 7/ 8 | 0 | 29 | OPPONENTS | 0/ 0 | 2/ 2 | 5/ 6 | 8/ 8 | 2/ 4 | | | |
| Breida | | 2 | 1 | 1 | 0 | | 0 | 12 | Gould: (29G,36G,57N,47G)(33G,38G,39N)(24G)(47N, | | | | | | | | | |
| Dwellely | | 2 | 0 | 2 | 0 | | 0 | 12 | 52N,32B,44G)(55N,25G,34G)(45N,28G,22G,29G)(20G) | | | | | | | | | |
| Pettis | | 2 | 0 | 2 | 0 | | 0 | 12 | (())(())(51B,32G)(41G,30G)(22G,46G,43G)(26G,33G) | | | | | | | | | |
| Buckner | | 1 | 0 | 0 | 1 | | 0 | 6 | (47G,30G) | | | | | | | | | |
| Garoppolo | | 1 | 1 | 0 | 0 | | 0 | 6 | TM: (29G,36G,57N,47G)(33G,38G,39N)(24G)(47N,52N, | | | | | | | | | |
| Goodwin | | 1 | 0 | 1 | 0 | | 0 | 6 | 32B,44G)(55N,25G,34G)(45N,28G,22G,29G)(20G)((| | | | | | | | | |
| James | | 1 | 0 | 1 | 0 | | 0 | 6 | (43G,39G,47G,47N)(43G)(29G,27G,48G)(51B,32G) | | | | | | | | | |
| Juszczyk | | 1 | 0 | 1 | 0 | | 0 | 6 | (41G,30G)(22G,46G,43G)(26G,33G)(47G,30G) | | | | | | | | | |
| Reed | | 1 | 0 | 0 | 1 | | 0 | 6 | OPP: (31G)(52N,37G)(46G,26G)(30G)(()(39N)(41G) | | | | | | | | | |
| Sherman | | 1 | 0 | 0 | 1 | | 0 | 6 | (36G)(46G,42G)(26G,43G)(()(30G,49G)(55G,48G)(43G) | | | | | | | | | |
| Warner | | 1 | 0 | 0 | 1 | | 0 | 6 | (52N,52G)((| | | | | | | | | |
| Witherspoon | | 1 | 0 | 0 | 1 | | 0 | 6 | 2-Pt Conv: Bourne, Samuel, Sanders(LG), | | | | | | | | | |
| TEAM | | 56 | 23 | 28 | 5 | 49/50 | 30/39 | 0 | 479 | TM 2-5, OPP 3-6 | | | | | | | | |
| OPPONENTS | | 37 | 11 | 23 | 3 | 29/30 | 17/20 | 1 | 310 | | | | | | | | | |
| SACKS: Armstead 10, Bosa 9, Buckner 7.5, Ford 6.5, Blair 3, Warner 3, Jones 2, Thomas 2, S. Day 1, Greenlaw 1, Ward 1, K. Williams 1, Alexander 0.5, Tartt 0.5, TM 48, OPP 36 | | | | | | | | | | | | | | | | | | |
| FUM/LOST: Garoppolo 10/5, Breida 2/1, Mostert 2/2, Samuel 2/1, Garland 1/0, James 1/1, Kittle 1/0 | | | | | | | | | | | | | | | | | | |
| * PASSING | | Att | Cmp | Yds | Cmp% | Yds/Att | TD | TD% | Int | Int% | Long | Sack/Lost | Rating | | | | | |
| Garoppolo | | 476 | 329 | 3978 | 69.1 | 8.36 | 27 | 5.7 | 13 | 2.7 | 75t | 36/ 237 | 102.0 | | | | | |
| Pettis | | 1 | 1 | 16 | 100.0 | 16.00 | 0 | 0.0 | 0 | 0.0 | 16 | 0/ 0 | 118.8 | | | | | |
| Sanders LG | | 1 | 1 | 35 | 100.0 | 35.00 | 1 | 100.0 | 0 | 0.0 | 35t | 0/ 0 | 158.3 | | | | | |
| Sanders TM | | 1 | 1 | 35 | 100.0 | 35.00 | 1 | 100.0 | 0 | 0.0 | 35t | 0/ 0 | 158.3 | | | | | |
| TEAM | | 478 | 331 | 4029 | 69.2 | 8.43 | 28 | 5.9 | 13 | 2.7 | 75t | 36/ 237 | 103.1 | | | | | |
| OPPONENTS | | 519 | 318 | 3074 | 61.3 | 5.92 | 23 | 4.4 | 12 | 2.3 | 88t | 48/ 367 | 83.0 | | | | | |

| | | | | | | | | | | | | | | | | | | | | | | | | | | | | | |
|--------------------|--|---------------------|--|--------|--|-------------|--|-----|--|-----------|--|------|--|-----|--|----|--|--|--|---------|--|--|--|--|-------------|--|--|--|--|
| WON 11, LOST 5 | | | | | | | | | | * RUSHING | | | | | | | | | | No. Yds | | | | | Avg Long TD | | | | |
| 09/08 W 21-20 | | Cincinnati | | 68,710 | | Carson | | 278 | | 1230 | | 4.4 | | 59 | | 7 | | | | | | | | | | | | | |
| 09/15 W 28-26 | | at Pittsburgh | | 65,063 | | Penny | | 65 | | 370 | | 5.7 | | 58t | | 3 | | | | | | | | | | | | | |
| 09/22 L 27-33 | | New Orleans | | 69,005 | | Willson | | 75 | | 342 | | 4.6 | | 21 | | 3 | | | | | | | | | | | | | |
| 09/29 W 27-10 | | at Arizona | | 60,500 | | Homer | | 18 | | 114 | | 6.3 | | 29 | | 0 | | | | | | | | | | | | | |
| 10/03 W 30-29 | | L.A. Rams | | 68,988 | | Prosise | | 23 | | 72 | | 3.1 | | 17 | | 1 | | | | | | | | | | | | | |
| 10/13 W 32-28 | | at Cleveland | | 67,431 | | Lynch | | 12 | | 34 | | 2.8 | | 15 | | 1 | | | | | | | | | | | | | |
| 10/20 L 16-30 | | Baltimore | | 69,012 | | Moore | | 3 | | 25 | | 8.3 | | 19 | | 0 | | | | | | | | | | | | | |
| 10/27 W 27-20 | | at Atlanta | | 71,483 | | Metcalf | | 2 | | 11 | | 5.5 | | 7 | | 0 | | | | | | | | | | | | | |
| 11/03 W 40-34 | | OT Tampa Bay | | 68,948 | | Dissly | | 1 | | 7 | | 7.0 | | 7 | | 0 | | | | | | | | | | | | | |
| 11/11 W 27-24 | | OT at San Francisco | | 71,404 | | Gordon | | 1 | | 1 | | 1.0 | | 1 | | 0 | | | | | | | | | | | | | |
| 11/24 W 17- 9 | | at Philadelphia | | 69,796 | | Lockett | | 4 | | -5 | | -1.3 | | 3 | | 0 | | | | | | | | | | | | | |
| 12/02 W 37-30 | | Minnesota | | 69,080 | | TEAM | | 481 | | 2200 | | 4.6 | | 59 | | 15 | | | | | | | | | | | | | |
| 12/08 L 12-28 | | at L.A. Rams | | 71,501 | | OPPONENTS | | 388 | | 1883 | | 4.9 | | 80t | | 22 | | | | | | | | | | | | | |
| 12/15 W 30-24 | | at Carolina | | 72,544 | | * RECEIVING | | | | | | | | | | | | | | | | | | | | | | | |
| 12/22 L 13-27 | | Arizona | | 69,022 | | Lockett | | 82 | | 1057 | | 12.9 | | 44t | | 8 | | | | | | | | | | | | | |
| 12/29 L 21-26 | | San Francisco | | 69,162 | | Metcalf | | 58 | | 900 | | 15.5 | | 54 | | 7 | | | | | | | | | | | | | |
| | | Sea. | | Opp. | | Hollister | | 41 | | 349 | | 8.5 | | 22 | | 3 | | | | | | | | | | | | | |
| TOTAL FIRST DOWNS | | 341 | | 346 | | Carson | | 37 | | 266 | | 7.2 | | 21 | | 2 | | | | | | | | | | | | | |
| Rushing | | 121 | | 97 | | Gordon | | 27 | | 426 | | 15.8 | | 58 | | 1 | | | | | | | | | | | | | |
| Passing | | 190 | | 224 | | Gordon | | 7 | | 139 | | 19.9 | | 58 | | 0 | | | | | | | | | | | | | |
| Penalty | | 30 | | 25 | | Dissly | | 23 | | 262 | | 11.4 | | 38 | | 4 | | | | | | | | | | | | | |
| 3rd Down: Made/Att | | 79/200 | | 71/185 | | Moore | | 17 | | 301 | | 17.7 | | 60t | | 2 | | | | | | | | | | | | | |
| 3rd Down Pct. | | 39.5 | | 38.4 | | J. Brown | | 16 | | 220 | | 13.8 | | 48 | | 2 | | | | | | | | | | | | | |
| 4th Down: Made/Att | | 7/14 | | 7/12 | | M. Turner | | 15 | | 245 | | 16.3 | | 33t | | 1 | | | | | | | | | | | | | |
| 4th Down Pct. | | 50.0 | | 58.3 | | Homer | | 11 | | 56 | | 5.1 | | 11 | | 0 | | | | | | | | | | | | | |
| POSSESSION AVG. | | 30:59 | | 29:01 | | Prosise | | 10 | | 76 | | 7.6 | | 21 | | 0 | | | | | | | | | | | | | |
| TOTAL NET YARDS | | 5991 | | 6106 | | Penny | | 8 | | 83 | | 10.4 | | 30 | | 1 | | | | | | | | | | | | | |
| Avg. Per Game | | 374.4 | | 381.6 | | Willson | | 8 | | 79 | | 9.9 | | 17 | | 0 | | | | | | | | | | | | | |
| Total Plays | | 1046 | | 1014 | | Vannett | | 4 | | 38 | | 9.5 | | 13 | | 0 | | | | | | | | | | | | | |
| Avg. Per Play | | 5.7 | | 6.0 | | Bellore | | 2 | | 23 | | 11.5 | | 20 | | 1 | | | | | | | | | | | | | |
| NET YARDS RUSHING | | 2200 | | 1883 | | Ursua | | 1 | | 11 | | 11.0 | | 11 | | 0 | | | | | | | | | | | | | |
| Avg. Per Game | | 137.5 | | 117.7 | | Swoopes | | 1 | | 5 | | 5.0 | | 5 | | 0 | | | | | | | | | | | | | |
| Total Rushes | | 481 | | | | | | | | | | | | | | | | | | | | | | | | | | | |

| | | | | | | | | | | | | | | | | | | | | | | | | | | | | | |
|--------------------|--|-----------------|--|---------|--|-----------------|--|-----|--|-----------|--|------|--|------|--|----|--|--|--|---------------------|--|--|--|--|--|--|--|--|--|
| WON 7, LOST 9 | | | | | | | | | | * RUSHING | | | | | | | | | | No. Yds Avg Long TD | | | | | | | | | |
| 09/08 L 17-31 | | San Francisco | | 55,976 | | Jones | | 172 | | 724 | | 4.2 | | 49 | | 6 | | | | | | | | | | | | | |
| 09/12 W 20-14 | | at Carolina | | 71,101 | | Barber | | 154 | | 470 | | 3.1 | | 17 | | 6 | | | | | | | | | | | | | |
| 09/22 L 31-32 | | N.Y. Giants | | 55,070 | | Winston | | 59 | | 250 | | 4.2 | | 26 | | 1 | | | | | | | | | | | | | |
| 09/29 W 55-40 | | at L.A. Rams | | 68,117 | | Ogunbowale | | 11 | | 17 | | 1.5 | | 12 | | 2 | | | | | | | | | | | | | |
| 10/06 L 24-31 | | at New Orleans | | 73,029 | | S. Miller | | 2 | | 16 | | 8.0 | | 18 | | 0 | | | | | | | | | | | | | |
| 10/13 L 26-37 | | Carolina | | 60,087 | | Perriman | | 2 | | 16 | | 8.0 | | 13 | | 0 | | | | | | | | | | | | | |
| 10/27 L 23-27 | | at Tennessee | | 62,073 | | Franklin | | 1 | | 11 | | 11.0 | | 11 | | 0 | | | | | | | | | | | | | |
| 11/03 L 34-40 OT | | at Seattle | | 68,948 | | Logan | | 3 | | 10 | | 3.3 | | 6 | | 0 | | | | | | | | | | | | | |
| 11/10 W 30-27 | | Arizona | | 40,038 | | Godwin | | 1 | | 8 | | 8.0 | | 8 | | 0 | | | | | | | | | | | | | |
| 11/17 L 17-34 | | New Orleans | | 54,333 | | Griffin | | 4 | | -1 | | -3 | | 0 | | 0 | | | | | | | | | | | | | |
| 11/24 W 35-22 | | at Atlanta | | 71,463 | | TEAM | | 409 | | 1521 | | 3.7 | | 49 | | 15 | | | | | | | | | | | | | |
| 12/01 W 28-11 | | at Jacksonville | | 62,633 | | OPPONENTS | | 362 | | 1181 | | 3.3 | | 59 | | 11 | | | | | | | | | | | | | |
| 12/08 W 38-35 | | Indianapolis | | 50,232 | | * RECEIVING | | No. | | Yds | | Avg | | Long | | TD | | | | | | | | | | | | | |
| 12/15 W 38-17 | | at Detroit | | 56,515 | | Godwin | | 86 | | 1333 | | 15.5 | | 71t | | 9 | | | | | | | | | | | | | |
| 12/21 L 20-23 | | Houston | | 49,036 | | M. Evans | | 67 | | 1157 | | 17.3 | | 67t | | 8 | | | | | | | | | | | | | |
| 12/29 L 22-28 OT | | Atlanta | | 50,417 | | Perriman | | 36 | | 645 | | 17.9 | | 44t | | 6 | | | | | | | | | | | | | |
| | | T.B. | | Opp. | | Brate | | 36 | | 311 | | 8.6 | | 37 | | 4 | | | | | | | | | | | | | |
| TOTAL FIRST DOWNS | | 353 | | 331 | | Ogunbowale | | 35 | | 286 | | 8.2 | | 21 | | 0 | | | | | | | | | | | | | |
| Rushing | | 81 | | 70 | | Howard | | 34 | | 459 | | 13.5 | | 33 | | 1 | | | | | | | | | | | | | |
| Passing | | 244 | | 222 | | Jones | | 31 | | 309 | | 10.0 | | 41 | | 0 | | | | | | | | | | | | | |
| Penalty | | 28 | | 39 | | Barber | | 16 | | 115 | | 7.2 | | 16 | | 1 | | | | | | | | | | | | | |
| 3rd Down: Made/Att | | 90/217 | | 75/218 | | Watson | | 15 | | 159 | | 10.6 | | 17t | | 2 | | | | | | | | | | | | | |
| 3rd Down Pct. | | 41.5 | | 34.4 | | S. Miller | | 13 | | 200 | | 15.4 | | 48 | | 1 | | | | | | | | | | | | | |
| 4th Down: Made/Att | | 9/17 | | 13/27 | | Wilson TM | | 3 | | 35 | | 11.7 | | 14 | | 0 | | | | | | | | | | | | | |
| 4th Down Pct. | | 52.9 | | 48.1 | | Hyman | | 2 | | 34 | | 17.0 | | 31 | | 0 | | | | | | | | | | | | | |
| POSSESSION AVG. | | 30:48 | | 29:12 | | Hudson | | 2 | | 26 | | 13.0 | | 14 | | 0 | | | | | | | | | | | | | |
| TOTAL NET YARDS | | 6366 | | 5503 | | Logan | | 2 | | 13 | | 6.5 | | 11 | | 0 | | | | | | | | | | | | | |
| Avg. Per Game | | 397.9 | | 343.9 | | McElroy | | 1 | | 30 | | 30.0 | | 30 | | 0 | | | | | | | | | | | | | |
| Total Plays | | 1086 | | 1073 | | Auclair | | 1 | | 11 | | 11.0 | | 11 | | 0 | | | | | | | | | | | | | |
| Avg. Per Play | | 5.9 | | 5.1 | | Grayson LG | | 1 | | 3 | | 3.0 | | 3 | | 0 | | | | | | | | | | | | | |
| NET YARDS RUSHING | | 1521 | | 1181 | | Grayson TM | | 1 | | 3 | | 3.0 | | 3 | | 0 | | | | | | | | | | | | | |
| Avg. Per Game | | 95.1 | | 73.8 | | Vea | | 1 | | 1 | | 1.0 | | 1t | | 1 | | | | | | | | | | | | | |
| Total Rushes | | 409 | | 362 | | TEAM | | 382 | | 5127 | | 13.4 | | 71t | | 33 | | | | | | | | | | | | | |
| NET YARDS PASSING | | 4845 | | 4322 | | OPPONENTS | | 408 | | 4647 | | 11.4 | | 75t | | 30 | | | | | | | | | | | | | |
| Avg. Per Game | | 302.8 | | 270.1 | | * INTERCEPTIONS | | No. | | Yds | | Avg | | Long | | TD | | | | | | | | | | | | | |
| Sacked/Yards Lost | | 47/282 | | 47/325 | | Murphy-Bunting | | 3 | | 88 | | 29.3 | | 70t | | 1 | | | | | | | | | | | | | |
| Gross Yards | | 5127 | | 4647 | | Dean | | 2 | | 31 | | 15.5 | | 31 | | 0 | | | | | | | | | | | | | |
| Att./Completions | | 630/382 | | 664/408 | | David | | 1 | | 26 | | 26.0 | | 26 | | 0 | | | | | | | | | | | | | |
| Completion Pct. | | 60.6 | | 61.4 | | Adams | | 1 | | 21 | | 21.0 | | | | | | | | | | | | | | | | | |

WASHINGTON REDSKINS / WEEK 17 / THROUGH SUNDAY, DECEMBER 29, 2019

| WON 3, LOST 13 | | | | * RUSHING | | | | No. | Yds | Avg | Long | TD | |
|--|-----------------|---------|-----------------|-----------|---------|-----------|-------------------|--|--|-----------|-----------|--------|-----|
| 09/08 L 27-32 | at Philadelphia | 69,796 | Peterson | 211 | 898 | 4.3 | 32 | 5 | | | | | |
| 09/15 L 21-31 | Dallas | 75,128 | Guice | 42 | 245 | 5.8 | 60 | 2 | | | | | |
| 09/23 L 15-31 | Chicago | 67,327 | Thompson | 37 | 138 | 3.7 | 16 | 0 | | | | | |
| 09/29 L 3-24 | at N.Y. Giants | 74,149 | Haskins | 20 | 101 | 5.1 | 23 | 0 | | | | | |
| 10/06 L 7-33 | New England | 76,483 | S. Sims | 9 | 85 | 9.4 | 65t | 1 | | | | | |
| 10/13 W 17-16 | at Miami | 59,808 | Smallwood | 22 | 81 | 3.7 | 17 | 0 | | | | | |
| 10/20 L 0- 9 | San Francisco | 61,459 | McCoy | 2 | 14 | 7.0 | 9 | 0 | | | | | |
| 10/24 L 9-19 | at Minnesota | 66,776 | Keenum | 9 | 12 | 1.3 | 9 | 1 | | | | | |
| 11/03 L 9-24 | at Buffalo | 67,685 | Ferguson | 3 | 9 | 3.0 | 7 | 0 | | | | | |
| 11/17 L 17-34 | N.Y. Jets | 56,426 | Richardson | 1 | 0 | 0.0 | 0 | 0 | | | | | |
| 11/24 W 19-16 | Detroit | 57,754 | TEAM | 356 | 1583 | 4.4 | 65t | 9 | | | | | |
| 12/01 W 29-21 | at Carolina | 71,504 | OPPONENTS | 493 | 2339 | 4.7 | 67t | 14 | | | | | |
| 12/08 L 15-20 | at Green Bay | 77,296 | * RECEIVING | No. | Yds | Avg | Long | TD | | | | | |
| 12/15 L 27-37 | Philadelphia | 63,246 | McLaurin | 58 | 919 | 15.8 | 75t | 7 | | | | | |
| 12/22 L 35-41 OT | N.Y. Giants | 66,083 | Thompson | 42 | 378 | 9.0 | 39 | 0 | | | | | |
| 12/29 L 16-47 | at Dallas | 90,646 | S. Sims | 34 | 310 | 9.1 | 65 | 4 | | | | | |
| | Wash. | Opp. | Harmon | 30 | 365 | 12.2 | 30 | 0 | | | | | |
| TOTAL FIRST DOWNS | 248 | 354 | Richardson | 28 | 245 | 8.8 | 22 | 2 | | | | | |
| Rushing | 74 | 120 | Sprinkle | 26 | 241 | 9.3 | 23 | 1 | | | | | |
| Passing | 154 | 200 | Quinn | 26 | 198 | 7.6 | 19 | 1 | | | | | |
| Penalty | 20 | 34 | Peterson | 17 | 142 | 8.4 | 22 | 0 | | | | | |
| 3rd Down: Made/Att | 52/179 | 111/227 | V. Davis | 10 | 123 | 12.3 | 48t | 1 | | | | | |
| 3rd Down Pct. | 29.1 | 48.9 | Smallwood | 9 | 64 | 7.1 | 18 | 0 | | | | | |
| 4th Down: Made/Att | 6/14 | 12/19 | Hentges LG | 8 | 103 | 12.9 | 24 | 1 | | | | | |
| 4th Down Pct. | 42.9 | 63.2 | Hentges TM | 8 | 103 | 12.9 | 24 | 1 | | | | | |
| POSSESSION AVG. | 27:02 | 32:58 | Guice | 7 | 79 | 11.3 | 45t | 1 | | | | | |
| TOTAL NET YARDS | 4395 | 6162 | C. Sims | 2 | 27 | 13.5 | 15 | 0 | | | | | |
| Avg. Per Game | 274.7 | 385.1 | R. Davis TM | 1 | 11 | 11.0 | 11 | 0 | | | | | |
| Total Plays | 885 | 1079 | TEAM | 298 | 3205 | 10.8 | 75t | 18 | | | | | |
| Avg. Per Play | 5.0 | 5.7 | OPPONENTS | 371 | 4093 | 11.0 | 53t | 35 | | | | | |
| NET YARDS RUSHING | 1583 | 2339 | * INTERCEPTIONS | No. | Yds | Avg | Long | TD | | | | | |
| Avg. Per Game | 98.9 | 146.2 | Dunbar | 4 | 6 | 1.5 | 6 | 0 | | | | | |
| Total Rushes | 356 | 493 | Moreau | 3 | 16 | 5.3 | 10 | 0 | | | | | |
| NET YARDS PASSING | 2812 | 3823 | Nicholson | 2 | 23 | 11.5 | 23 | 0 | | | | | |
| Avg. Per Game | 175.8 | 238.9 | Apke | 1 | 33 | 33.0 | 33 | 0 | | | | | |
| Sacked/Yards Lost | 50/393 | 46/270 | Bostic | 1 | 26 | 26.0 | 26 | 0 | | | | | |
| Gross Yards | 3205 | 4093 | Norman | 1 | 2 | 2.0 | 2 | 0 | | | | | |
| Att./Completions | 479/298 | 540/371 | Hamilton | 1 | 0 | 0.0 | 0 | 0 | | | | | |
| Completion Pct. | 62.2 | 68.7 | TEAM | 13 | 106 | 8.2 | 33 | 0 | | | | | |
| Had Intercepted | 13 | 13 | OPPONENTS | 13 | 178 | 13.7 | 59 | 2 | | | | | |
| PUNTS/AVERAGE | 79/49.6 | 58/43.7 | * PUNTING | No. | Yds | Avg | Net TB | In Lg B | | | | | |
| NET PUNTING AVG. | 79/44.1 | 58/40.9 | Way | 79 | 3919 | 49.6 | 44.1 4 | 30 79 0 | | | | | |
| PENALTIES/YARDS | 106/835 | 94/805 | TEAM | 79 | 3919 | 49.6 | 44.1 4 | 30 79 0 | | | | | |
| FUMBLES/BALL LOST | 21/8 | 23/9 | OPPONENTS | 58 | 2536 | 43.7 | 40.9 3 | 21 60 1 | | | | | |
| TOUCHDOWNS | 28 | 52 | * PUNT RETURNS | Ret | FC | Yds | Avg | Long | TD | | | | |
| Rushing | 9 | 14 | Quinn | 16 | 9 | 78 | 4.9 | 15 | 0 | | | | |
| Passing | 18 | 35 | S. Sims | 6 | 4 | 26 | 4.3 | 11 | 0 | | | | |
| Returns | 1 | 3 | TEAM | 22 | 13 | 104 | 4.7 | 15 | 0 | | | | |
| * SCORE BY PERIODS | Q1 | Q2 | Q3 | Q4 | OT | PTS | OPPONENTS | 39 | 19 | 354 | 9.1 | 21 | 0 |
| TEAM | 37 | 94 | 48 | 87 | 0 | 266 | * KICKOFF RETURNS | No. | Yds | Avg | Long | TD | |
| OPPONENTS | 90 | 133 | 89 | 117 | 6 | 435 | S. Sims | 32 | 819 | 25.6 | 91t | 1 | |
| * SCORING | TD-Ru-Pa-Rt | K-PAT | FG | S | PTS | Smallwood | 1 | 14 | 14.0 | 14 | 0 | | |
| Hopkins | 0 | 0 | 0 | 21/22 | 25/30 | 0 | 96 | TEAM | 33 | 833 | 25.2 | 91t | 1 |
| McLaurin | 7 | 0 | 7 | 0 | | 0 | 42 | OPPONENTS | 17 | 439 | 25.8 | 66 | 0 |
| S. Sims | 6 | 1 | 4 | 1 | | 0 | 36 | * FIELD GOALS | 1-19 | 20-29 | 30-39 | 40-49 | 50+ |
| Peterson | 5 | 5 | 0 | 0 | | 0 | 30 | Hopkins | 0/0 | 7/8 | 8/9 | 8/10 | 2/3 |
| Guice | 3 | 2 | 1 | 0 | | 0 | 18 | TEAM | 0/0 | 7/8 | 8/9 | 8/10 | 2/3 |
| Richardson | 2 | 0 | 2 | 0 | | 0 | 12 | OPPONENTS | 0/0 | 12/12 | 6/7 | 6/9 | 1/2 |
| Quinn | 1 | 0 | 1 | 0 | | 0 | 8 | Hopkins: (41G,48G)() | (43N,35G)(21G)() | (21G,55N) | | | |
| V. Davis | 1 | 0 | 1 | 0 | | 0 | 6 | (39N)(21G,30G,43G)(29G,33G,39G)(44G,29N)(28G, | | | | | |
| Hentges LG | 1 | 0 | 1 | 0 | | 0 | 6 | 37G,42G,39G)(25G,42G,49B,36G)(52G)(53G,43G)() | | | | | |
| Hentges TM | 1 | 0 | 1 | 0 | | 0 | 6 | (31G,42G,28G) | | | | | |
| Keenum | 1 | 1 | 0 | 0 | | 0 | 6 | OPP: (22G)(25G)(44N,38G)(30G)(37G,23G)(39G)(45N, | | | | | |
| Sprinkle | 1 | 0 | 1 | 0 | | 0 | 6 | 28G,22G,29G)(50G,29G,27G,40G)(42G)(49N)(39N,24G, | | | | | |
| TEAM | 28 | 9 | 18 | 1 | 21/22 | 25/30 | 0 | 266 | 49G,21G)()(32G,33G)(25G)(53N)(28G,47G,48G,40G) | | | | |
| OPPONENTS | 52 | 14 | 35 | 3 | 46/48 | 25/30 | 0 | 435 | 2-Pt Conv: Quinn, TM 1-6, OPP 1-2 | | | | |
| SACKS: Ioannidis 8.5, Sweat 7, Allen 6, Kerrigan 5.5, Anderson 4, Odom 2, Payne 2, Settle 2, Bostic 1, Collins 1, Hamilton 1, Hester 1, Holcomb 1, McKinzy 1, Norman 1, Orchard 1, Spence TM 1, TM 46, OPP 50 FUM/LOST: Haskins 6/2, Keenum 6/3, Peterson 3/2, McCoy 2/0, Quinn 1/1, S. Sims 1/0, Sprinkle 1/0, Thompson 1/0 | | | | | | | | | | | | | |
| * PASSING | Att | Cmp | Yds | Cmp% | Yds/Att | TD | TD% | Int | Int% | Long | Sack/Lost | Rating | |
| Keenum | 247 | 160 | 1707 | 64.8 | 6.91 | 11 | 4.5 | 5 | 2.0 | 69t | 15/145 | 91.3 | |
| Haskins | 203 | 119 | 1365 | 58.6 | 6.72 | 7 | 3.4 | 7 | 3.4 | 75t | 29/204 | 76.1 | |
| McCoy | 27 | 18 | 122 | 66.7 | 4.52 | 0 | 0.0 | 1 | 3.7 | 22 | 6/44 | 61.0 | |
| Harmon | 1 | 1 | 11 | 100.0 | 11.00 | 0 | 0.0 | 0 | 0.0 | 11 | 0/0 | 112.5 | |
| S. Sims | 1 | 0 | 0 | 0.0 | 0.00 | 0 | 0.0 | 0 | 0.0 | --- | 0/0 | 39.6 | |
| TEAM | 479 | 298 | 3205 | 62.2 | 6.69 | 18 | 3.8 | 13 | 2.7 | 75t | 50/393 | 83.0 | |
| OPPONENTS | 540 | 371 | 4093 | 68.7 | 7.58 | 35 | 6.5 | 13 | 2.4 | 53t | 46/270 | 102.5 | |

TITANS DOMINATE BROWNS IN SEASON OPENING WIN

**BY JIM WYATT
TITANS ONLINE
SEPTEMBER 8, 2019**

CLEVELAND – The Titans quest to go from good to great got off to a nice start here on Sunday.

Underdogs in a hostile environment, the Titans took the fight to the Browns in a dominating performance – a 43-13 win.

Titans quarterback Marcus Mariota completed 14-of-24 passes for 248 yards and three touchdowns, good for a 133.3 passer rating.

Running back Derrick Henry ran 19 times for 84 yards.

The two combined for a monstrous play in the third quarter, as Mariota connected with Henry for a 75-yard touchdown pass after the Browns had cut the lead and reenergized the crowd. The play gave the Titans a 22-13 lead with 1:57 remaining in the third quarter.

It was also a big day for tight end Delanie Walker, who caught a pair of touchdowns a year after having his 2018 season cut short with a season-ending injury in Week 1 at Miami.

An 11-yard touchdown pass from Mariota to tight end Delanie Walker made it 29-13, and then Mariota found Walker again for a seven-yard touchdown toss to make it 36-13.

And the rout was on.

Cornerback Malcolm Butler added to the flurry of scoring with a pick-6 late in the fourth quarter, and FirstEnergy Stadium emptied as the Titans moved ahead by 30 points.

Veteran outside linebacker Cameron Wake was beastly in his Titans debut, racking up a pair of sacks, including one that resulted in a safety. The sacks were No. 99 and 100 for Wake, who joined the Titans

this offseason after playing his first 10 seasons with the Dolphins.

Kicker Cairo Santos was pretty good in his Titans debut as well, making kicks of 37 and 53 yards, and all his extra points.

The Browns took a 6-0 lead early on a four-yard touchdown run by running back Dontrell Hilliard, which capped an eight-play, 73-yard drive. But the Titans stiffened up on defense, shutting out the Browns the rest of the first half before taking over the game.

The Titans had five sacks and three interceptions in the contest.

When the Titans got the ball first, they answered back with a nice scoring drive of their own, which was capped off with a 37-yard field goal from kicker Cairo Santos. On the drive, Mariota completed a pair of passes to rookie A.J. Brown, including one for 47 yards.

The Titans got to Browns quarterback Baker Mayfield the next series when Wake recorded his first sack of the contest.

In the second quarter, the Titans put together a beautiful drive that produced a touchdown, and gave them the lead in the second quarter. Henry ended the 11-play, 87-yard drive with a one-yard run, which put the Titans ahead 10-6. Mariota connected with Walker on the drive, and the Titans also took advantage of some penalties on the Browns to move ahead 10-6.

Then came another sack from Wake, who tackled Mayfield in the end zone to give the Titans a 12-6 lead. Wake's sack was set up by a 70-yard punt by Brett Kern that was downed at the three-yard line.

Santos hit a 53-yarder to cap Tennessee's opening drive of the second half, making it 15-6.

After the Browns came back with a 61-yard scoring drive of their own - - capping it off with a three-yard touchdown pass from Mayfield to

tight end David Njoku to cut the lead to 15-13 -- the Titans took over.

The Titans answered back with the biggest play of the game – the 75-yard touchdown pass from Mariota to Henry. Guard Rodger Saffold made a key block on the play, springing Henry loose and into open space.

After an interception by safety Kevin Byard set up the touchdown pass to Walker, and the Titans were on their way. Cornerback Logan Ryan later added his first interception as a Titan before Butler's pick-6 late.

The Titans face the Indianapolis Colts next Sunday at Nissan Stadium.

###

National Football League Game Summary

NFL Copyright © 2019 by The National Football League. All rights reserved. This summary and play-by-play is for the express purpose of assisting media in their coverage of the game; any other use of this material is prohibited without the written permission of the National Football League. Updated: 9/8/2019

Date: Sunday, 9/8/2019 Tennessee Titans at Cleveland Browns Start Time: 1:03 PM EDT
at First Energy Stadium, Cleveland, Ohio

Game Day Weather
Game Weather: Partly Cloudy Temp: 71° F (21.7° C) Humidity: 55%, Wind: NE 10 mph
Played Outdoor on Turf: Grass Outdoor Weather: Sun/Clouds, Wind Chill: n/a

Officials
Referee: Allen, Brad (122) Umpire: Anderson, Barry (20) Down Judge: Mello, Jim (48)
Line Judge: Bolinger, Brian (40) Field Judge: Zimmer, Steve (33) Side Judge: Russell, Jimmy (82)
Back Judge: Yette, Greg (38) Replay Official: Oldham, James (0)

| Tennessee Titans | | | | Cleveland Browns | | | |
|------------------|-------------|---------|-----------|------------------|------------|---------|--------------|
| Offense | | Defense | | Offense | | Defense | |
| WR 84 | C.Davis | NT 90 | D.Jones | WR 80 | J.Landry | DE 95 | M.Garrett |
| TE 82 | De.Walker | DT 99 | J.Casey | LT 78 | G.Robinson | DT 65 | L.Ogunjobi |
| LT 71 | D.Kelly | OLB 56 | S.Finch | LG 75 | J.Bitonio | DT 98 | S.Richardson |
| LG 76 | R.Saffold | ILB 54 | R.Evans | C 64 | J.Tretter | DE 54 | O.Vernon |
| C 60 | B.Jones | ILB 55 | J.Brown | RG 72 | E.Kush | WILL 58 | C.Kirksey |
| RG 75 | J.Douglas | OLB 58 | H.Landry | RT 74 | C.Hubbard | MIKE 53 | J.Schobert |
| RT 78 | J.Conklin | CB 26 | L.Ryan | TE 85 | D.Njoku | CB 21 | D.Ward |
| WR 10 | A.Humphries | SS 24 | K.Vaccaro | WR 13 | O.Beckham | CB 26 | G.Williams |
| TE 81 | J.Smith | FS 31 | K.Byard | WR 81 | R.Higgins | S 23 | D.Randall |
| QB 8 | M.Mariota | CB 21 | M.Butler | QB 6 | B.Mayfield | S 42 | M.Burnett |
| RB 22 | D.Henry | DB 25 | A.Jackson | RB 24 | N.Chubb | DB 35 | J.Whitehead |

Substitutions Substitutions
P 6 B.Kern, K 7 C.Santos, WR 11 A.Brown, WR 15 D.Jennings, QB 17 R.Tannehill, WR 19 T.Sharpe, DB 29 D.Cruikshank, CB 30 C.Milton, RB 32 D.Fluellen, RB 33 D.Lewis, CB 36 L.Sims, DB 37 A.Hooker, OLB 44 K.Correa, LS 48 B.Brinkley, LB 53 D.Bates, LB 59 W.Woodyard, T 61 A.Stinnie, OL 72 D.Quessenberry, TE 85 M.Pruitt, TE 86 A.Firkser, OLB 91 C.Wake, DL 94 A.Johnson, DE 96 B.Urban, DT 97 I.Mack
K 4 A.Seibert, P 7 J.Gillan, WR 12 K.Hodge, WR 18 D.Ratley, CB 20 T.Thomas, S 22 E.Murray, RB 25 D.Hilliard, S 29 S.Redwine, RB 30 D.Johnson, CB 38 T.Carrie, CB 39 T.Mitchell, LB 40 M.Jefferson, LS 47 C.Hughlett, DE 50 C.Smith, LB 51 M.Wilson, LB 57 A.Taylor, G 67 J.McCray, T 70 K.Lamm, TE 86 P.Brown, TE 88 D.Harris, DE 92 C.Thomas, DT 96 D.Ekual, DT 99 D.Lawrence

Did Not Play Did Not Play
QB 5 D.Stanton
Not Active Not Active
CB 23 T.Smith, RB 28 D.Dawkins, LB 51 D.Long, OL 64 N.Davis, G/T 66 K.Pamphile, DE 92 M.Dickerson, OLB 93 R.Gilbert
QB 3 G.Gilbert, WR 10 T.Taylor, LB 44 S.Takitaki, LB 55 G.Avery, G 63 A.Corbett, G 77 W.Teller, TE 83 R.Seals-Jones

| Field Goals (made () & missed) | | | | | | |
|---------------------------------|------------------|------|---|---|----|----|
| C.Santos | (37) | (53) | | | | |
| | | | 1 | 2 | 3 | 4 |
| VISITOR: | Tennessee Titans | | 3 | 9 | 10 | 21 |
| HOME: | Cleveland Browns | | 6 | 0 | 7 | 0 |

| Scoring Plays | | | | | | Visitor | Home |
|---------------|-----|-------|---|--|--|---------|------|
| Team | Qtr | Time | Play Description (Extra Point) (Drive Info) | | | | |
| Browns | 1 | 10:11 | D.Hilliard 4 yd. run (kick failed, wr) (8-73, 4:49) | | | 0 | 6 |
| Titans | 1 | 6:32 | C.Santos 37 yd. Field Goal (7-73, 3:39) | | | 3 | 6 |
| Titans | 2 | 9:39 | D.Henry 1 yd. run (C.Santos kick) (11-87, 5:10) | | | 10 | 6 |
| Titans | 2 | 1:42 | B.Mayfield sacked in end zone by C.Wake for a Safety | | | 12 | 6 |
| Titans | 3 | 11:53 | C.Santos 53 yd. Field Goal (5-44, 3:07) | | | 15 | 6 |
| Browns | 3 | 2:10 | D.Njoku 3 yd. pass from B.Mayfield (A.Seibert kick) (6-61, 3:42) | | | 15 | 13 |
| Titans | 3 | 1:57 | D.Henry 75 yd. pass from M.Mariota (C.Santos kick) (1-75, 0:13) | | | 22 | 13 |
| Titans | 4 | 12:32 | De.Walker 11 yd. pass from M.Mariota (C.Santos kick) (4-35, 1:39) | | | 29 | 13 |
| Titans | 4 | 9:03 | De.Walker 7 yd. pass from M.Mariota (C.Santos kick) (4-34, 2:14) | | | 36 | 13 |

National Football League Game Summary

NFL Copyright © 2019 by The National Football League. All rights reserved. This summary and play-by-play is for the express purpose of assisting media in their coverage of the game; any other use of this material is prohibited without the written permission of the National Football League.

Updated: 9/8/2019

Titans 4 3:02 M.Butler 38 yd. interception return (C.Santos kick)

43 13

Paid Attendance: 67,431

Time: 3:12

9/8/2019 at First Energy Stadium

Tennessee Titans

Cleveland Browns

[illegible]

Final Team Statistics

| | Visitor Titans | Home Browns |
|--|-------------------|----------------|
| TOTAL FIRST DOWNS | 21 | 19 |
| By Rushing | 6 | 4 |
| By Passing | 9 | 13 |
| By Penalty | 6 | 2 |
| THIRD DOWN EFFICIENCY | 2-10-20% | 1-10-10% |
| FOURTH DOWN EFFICIENCY | 0-0-0% | 0-2-0% |
| TOTAL NET YARDS | 339 | 346 |
| Total Offensive Plays (inc. times thrown passing) | 56 | 63 |
| Average gain per offensive play | 6.1 | 5.5 |
| NET YARDS RUSHING | 123 | 102 |
| Total Rushing Plays | 28 | 20 |
| Average gain per rushing play | 4.4 | 5.1 |
| Tackles for a loss-number and yards | 2-2 | 1-3 |
| NET YARDS PASSING | 216 | 244 |
| Times thrown - yards lost attempting to pass | 4-32 | 5-41 |
| Gross yards passing | 248 | 285 |
| PASS ATTEMPTS-COMPLETIONS-HAD INTERCEPTED | 24-14-0 | 38-25-3 |
| Avg gain per pass play (inc.# thrown passing) | 7.7 | 5.7 |
| KICKOFFS Number-In End Zone-Touchbacks | 8-6-4 | 4-1-1 |
| PUNTS Number and Average | 6-46.2 | 5-46.6 |
| Had Blocked | 0 | 0 |
| FGs - PATs Had Blocked | 0-0 | 0-0 |
| Net Punting Average | 43.2 | 46.6 |
| TOTAL RETURN YARDAGE (Not Including Kickoffs) | 66 | 18 |
| No. and Yards Punt Returns | 0-0 | 1-18 |
| No. and Yards Kickoff Returns | 3-50 | 4-103 |
| No. and Yards Interception Returns | 3-66 | 0-0 |
| PENALTIES Number and Yards | 6-54 | 18-182 |
| FUMBLES Number and Lost | 0-0 | 0-0 |
| TOUCHDOWNS | 5 | 2 |
| Rushing | 1 | 1 |
| Passing | 3 | 1 |
| Interceptions | 1 | 0 |
| EXTRA POINTS Made-Attempts | 5-5 | 1-2 |
| Kicking Made-Attempts | 5-5 | 1-2 |
| FIELD GOALS Made-Attempts | 2-2 | 0-0 |
| RED ZONE EFFICIENCY | 3-4-75% | 2-2-100% |
| GOAL TO GO EFFICIENCY | 2-2-100% | 2-2-100% |
| SAFETIES | 1 | 0 |
| FINAL SCORE | 43 | 13 |
| TIME OF POSSESSION | 29:18 | 30:42 |

Ball Possession And Drive Chart

Tennessee Titans

| # | Time Recd | Time Lost | Time Poss | How Ball Obtained | Drive Began | # Play | Yds Gain | Yds Pen | Net Yds | 1st Down | Last Scrm | How Given Up |
|----|-----------|-----------|-----------|-------------------|-------------|--------|----------|---------|---------|----------|-----------|--------------|
| 1 | 10:11 | 6:32 | 3:39 | Kickoff | TEN 8 | 7 | 58 | 15 | 73 | 3 | * CLV 19 | Field Goal |
| 2 | 3:29 | 2:17 | 1:12 | Punt | TEN 45 | 3 | 7 | -5 | 2 | 0 | TEN 47 | Punt |
| 3 | 14:49 | 9:39 | 5:10 | Punt | TEN 13 | 11 | 47 | 40 | 87 | 7 | * CLV 1 | Touchdown |
| 4 | 8:27 | 5:03 | 3:24 | Punt | TEN 15 | 7 | 29 | 0 | 29 | 2 | TEN 44 | Punt |
| 5 | 3:30 | 1:47 | 1:43 | Punt | TEN 28 | 3 | -1 | 0 | -1 | 0 | TEN 27 | Punt |
| 6 | 1:42 | 0:57 | 0:45 | Kickoff | TEN 41 | 4 | 11 | 0 | 11 | 1 | CLV 48 | Punt |
| 7 | 15:00 | 11:53 | 3:07 | Kickoff | TEN 21 | 5 | 44 | 0 | 44 | 1 | CLV 35 | Field Goal |
| 8 | 8:23 | 5:52 | 2:31 | Punt | TEN 6 | 3 | 6 | -5 | 1 | 0 | TEN 7 | Punt |
| 9 | 2:10 | 1:57 | 0:13 | Kickoff | TEN 25 | 1 | 75 | 0 | 75 | 1 | TEN 25 | Touchdown |
| 10 | 14:11 | 12:32 | 1:39 | Interception | CLV 35 | 4 | 30 | 5 | 35 | 3 | * CLV 11 | Touchdown |
| 11 | 11:17 | 9:03 | 2:14 | Interception | CLV 34 | 4 | 34 | 0 | 34 | 3 | * CLV 7 | Touchdown |
| 12 | 5:36 | 3:11 | 2:25 | Downs | TEN 48 | 4 | 1 | -15 | -14 | 0 | TEN 34 | Punt |
| 13 | 1:16 | 0:00 | 1:16 | Downs | CLV 34 | 2 | -2 | 0 | -2 | 0 | CLV 35 | End of Game |

(447) Average TEN 34

Cleveland Browns

| # | Time Recd | Time Lost | Time Poss | How Ball Obtained | Drive Began | # Play | Yds Gain | Yds Pen | Net Yds | 1st Down | Last Scrm | How Given Up |
|----|-----------|-----------|-----------|-------------------|-------------|--------|----------|---------|---------|----------|-----------|--------------|
| 1 | 15:00 | 10:11 | 4:49 | Kickoff | CLV 27 | 8 | 88 | -15 | 73 | 6 | * TEN 4 | Touchdown |
| 2 | 6:32 | 3:29 | 3:03 | Kickoff | CLV 11 | 4 | -10 | 5 | -5 | 1 | CLV 6 | Punt |
| 3 | 2:17 | 14:49 | 2:28 | Punt | CLV 7 | 5 | 28 | 0 | 28 | 1 | CLV 35 | Punt |
| 4 | 9:39 | 8:27 | 1:12 | Kickoff | CLV 30 | 3 | 9 | 0 | 9 | 0 | CLV 39 | Punt |
| 5 | 5:03 | 3:30 | 1:33 | Punt | CLV 28 | 3 | 12 | -15 | -3 | 0 | CLV 25 | Punt |
| 6 | 1:47 | 1:42 | 0:05 | Punt | CLV 3 | 1 | -2 | -1 | -3 | 0 | CLV 2 | Safety |
| 7 | 0:57 | 0:00 | 0:57 | Punt | CLV 13 | 6 | 42 | -10 | 32 | 2 | CLV 40 | End of Half |
| 8 | 11:53 | 8:23 | 3:30 | Kickoff | CLV 25 | 5 | 40 | -10 | 30 | 2 | TEN 45 | Punt |
| 9 | 5:52 | 2:10 | 3:42 | Punt | CLV 39 | 6 | 76 | -15 | 61 | 3 | * TEN 3 | Touchdown |
| 10 | 1:57 | 14:11 | 2:46 | Kickoff | CLV 25 | 6 | 30 | -10 | 20 | 2 | CLV 45 | Interception |
| 11 | 12:32 | 11:17 | 1:15 | Kickoff | CLV 25 | 3 | 6 | 0 | 6 | 0 | CLV 31 | Interception |
| 12 | 9:03 | 5:36 | 3:27 | Kickoff | CLV 28 | 8 | 18 | 6 | 24 | 2 | TEN 48 | Downs |
| 13 | 3:11 | 3:02 | 0:09 | Punt | CLV 30 | 1 | 0 | 0 | 0 | 0 | CLV 30 | Interception |
| 14 | 3:02 | 1:16 | 1:46 | Kickoff | CLV 25 | 4 | 9 | 0 | 9 | 0 | CLV 33 | Downs |

(316) Average CLV 23

* inside opponent's 20

| Time of Possession by Quarter | | 1st | 2nd | 3rd | 4th | OT | Total |
|---------------------------------|------------------|--------------------|-------|--------------------|------|----|-------|
| Visitor | Tennessee Titans | 4:51 | 11:02 | 5:51 | 7:34 | | 29:18 |
| Home | Cleveland Browns | 10:09 | 3:58 | 9:09 | 7:26 | | 30:42 |
| Kickoff Drive No.-Start Average | | Titans: 4 - TEN 24 | | Browns: 8 - CLV 24 | | | |

Final Defensive Statistics

| Tennessee Titans | Regular Defensive Plays | | | | | | | | | | | | Special Teams | | | | | Misc | | | |
|------------------|-------------------------|-----|------|-----|-------|-----|---|----|----|----|----|--|---------------|-----|----|----|----|------|-----|----|----|
| | TKL | AST | COMB | SK | / YDS | TFL | Q | IN | PD | FF | FR | | TKL | AST | FF | FR | BL | TKL | AST | FF | FR |
| L.Ryan | 7 | 1 | 8 | 1.5 | 11.5 | 1 | 2 | 1 | 1 | 0 | 0 | | 0 | 0 | 0 | 0 | 0 | 0 | 0 | 0 | 0 |
| K.Vaccaro | 6 | 1 | 7 | 0 | 0 | 1 | 0 | 0 | 0 | 0 | 0 | | 1 | 0 | 0 | 0 | 0 | 0 | 0 | 0 | 0 |
| R.Evans | 5 | 1 | 6 | 0 | 0 | 0 | 0 | 0 | 0 | 0 | 0 | | 0 | 0 | 0 | 0 | 0 | 0 | 0 | 0 | 0 |
| A.Jackson | 5 | 0 | 5 | 0 | 0 | 0 | 0 | 0 | 0 | 0 | 0 | | 0 | 0 | 0 | 0 | 0 | 0 | 0 | 0 | 0 |
| S.Finch | 3 | 2 | 5 | 1 | 9 | 1 | 1 | 0 | 0 | 0 | 0 | | 0 | 0 | 0 | 0 | 0 | 0 | 0 | 0 | 0 |
| H.Landry | 3 | 0 | 3 | 0 | 0 | 0 | 0 | 0 | 0 | 0 | 0 | | 0 | 0 | 0 | 0 | 0 | 0 | 0 | 0 | 0 |
| C.Wake | 2 | 1 | 3 | 2.5 | 20.5 | 2 | 4 | 0 | 0 | 0 | 0 | | 0 | 0 | 0 | 0 | 0 | 0 | 0 | 0 | 0 |
| A.Johnson | 2 | 1 | 3 | 0 | 0 | 0 | 0 | 0 | 0 | 0 | 0 | | 0 | 0 | 0 | 0 | 0 | 0 | 0 | 0 | 0 |
| D.Jones | 1 | 2 | 3 | 0 | 0 | 0 | 0 | 0 | 0 | 0 | 0 | | 0 | 0 | 0 | 0 | 0 | 0 | 0 | 0 | 0 |
| M.Butler | 2 | 0 | 2 | 0 | 0 | 0 | 0 | 1 | 1 | 0 | 0 | | 0 | 0 | 0 | 0 | 0 | 0 | 0 | 0 | 0 |
| K.Byard | 2 | 0 | 2 | 0 | 0 | 0 | 0 | 1 | 1 | 0 | 0 | | 0 | 0 | 0 | 0 | 0 | 0 | 0 | 0 | 0 |
| J.Brown | 1 | 1 | 2 | 0 | 0 | 0 | 0 | 0 | 2 | 0 | 0 | | 0 | 0 | 0 | 0 | 0 | 0 | 0 | 0 | 0 |
| K.Correa | 1 | 1 | 2 | 0 | 0 | 0 | 0 | 0 | 0 | 0 | 0 | | 1 | 0 | 0 | 0 | 0 | 0 | 0 | 0 | 0 |
| W.Woodyard | 1 | 0 | 1 | 0 | 0 | 0 | 0 | 0 | 0 | 0 | 0 | | 1 | 0 | 0 | 0 | 0 | 0 | 0 | 0 | 0 |
| I.Mack | 0 | 1 | 1 | 0 | 0 | 0 | 0 | 0 | 0 | 0 | 0 | | 0 | 0 | 0 | 0 | 0 | 0 | 0 | 0 | 0 |
| J.Casey | 0 | 1 | 1 | 0 | 0 | 0 | 0 | 0 | 0 | 0 | 0 | | 0 | 0 | 0 | 0 | 0 | 0 | 0 | 0 | 0 |
| D.Bates | 0 | 1 | 1 | 0 | 0 | 0 | 0 | 0 | 0 | 0 | 0 | | 0 | 0 | 0 | 0 | 0 | 0 | 0 | 0 | 0 |
| D.Jennings | 0 | 0 | 0 | 0 | 0 | 0 | 0 | 0 | 0 | 0 | 0 | | 1 | 0 | 0 | 0 | 0 | 0 | 0 | 0 | 0 |
| D.Lewis | 0 | 0 | 0 | 0 | 0 | 0 | 0 | 0 | 0 | 0 | 0 | | 1 | 0 | 0 | 0 | 0 | 0 | 0 | 0 | 0 |
| Total | 41 | 14 | 55 | 5 | 41 | 5 | 7 | 3 | 5 | 0 | 0 | | 5 | 0 | 0 | 0 | 0 | 0 | 0 | 0 | 0 |

TKL = Tackle AST = Assist COMB = Combined QH=QB Hit IN = Interception PD = Pass Defense FF = Forced Fumble FR = Fumble Recovery

| Cleveland Browns | Regular Defensive Plays | | | | | | | | | | | | Special Teams | | | | | Misc | | | |
|------------------|-------------------------|-----|------|----|-------|-----|----|----|----|----|----|--|---------------|-----|----|----|----|------|-----|----|----|
| | TKL | AST | COMB | SK | / YDS | TFL | QH | IN | PD | FF | FR | | TKL | AST | FF | FR | BL | TKL | AST | FF | FR |
| J.Schobert | 7 | 2 | 9 | 0 | 0 | 0 | 0 | 0 | 0 | 0 | 0 | | 0 | 0 | 0 | 0 | 0 | 0 | 0 | 0 | 0 |
| M.Burnett | 5 | 1 | 6 | 1 | 9 | 2 | 1 | 0 | 0 | 0 | 0 | | 0 | 0 | 0 | 0 | 0 | 0 | 0 | 0 | 0 |
| C.Kirksey | 5 | 1 | 6 | 0 | 0 | 2 | 0 | 0 | 0 | 0 | 0 | | 0 | 0 | 0 | 0 | 0 | 0 | 0 | 0 | 0 |
| M.Garrett | 4 | 1 | 5 | 2 | 13 | 2 | 2 | 0 | 0 | 0 | 0 | | 0 | 0 | 0 | 0 | 0 | 0 | 0 | 0 | 0 |
| D.Randall | 4 | 0 | 4 | 0 | 0 | 0 | 0 | 0 | 1 | 0 | 0 | | 0 | 0 | 0 | 0 | 0 | 0 | 0 | 0 | 0 |
| S.Richardson | 4 | 0 | 4 | 0 | 0 | 0 | 0 | 0 | 1 | 0 | 0 | | 0 | 0 | 0 | 0 | 0 | 0 | 0 | 0 | 0 |
| L.Ogunjobi | 3 | 0 | 3 | 1 | 10 | 1 | 1 | 0 | 0 | 0 | 0 | | 0 | 0 | 0 | 0 | 0 | 0 | 0 | 0 | 0 |
| G.Williams | 2 | 0 | 2 | 0 | 0 | 0 | 0 | 0 | 0 | 0 | 0 | | 0 | 0 | 0 | 0 | 0 | 0 | 0 | 0 | 0 |
| T.Mitchell | 1 | 0 | 1 | 0 | 0 | 0 | 0 | 0 | 1 | 0 | 0 | | 0 | 0 | 0 | 0 | 0 | 0 | 0 | 0 | 0 |
| T.Carrie | 1 | 0 | 1 | 0 | 0 | 0 | 0 | 0 | 0 | 0 | 0 | | 0 | 0 | 0 | 0 | 0 | 0 | 0 | 0 | 0 |
| J.Whitehead | 0 | 1 | 1 | 0 | 0 | 0 | 1 | 0 | 0 | 0 | 0 | | 0 | 0 | 0 | 0 | 0 | 0 | 0 | 0 | 0 |
| D.Ward | 0 | 0 | 0 | 0 | 0 | 0 | 1 | 0 | 0 | 0 | 0 | | 0 | 0 | 0 | 0 | 0 | 0 | 0 | 0 | 0 |
| P.Brown | 0 | 0 | 0 | 0 | 0 | 0 | 0 | 0 | 0 | 0 | 0 | | 1 | 0 | 0 | 0 | 0 | 0 | 0 | 0 | 0 |
| S.Redwine | 0 | 0 | 0 | 0 | 0 | 0 | 0 | 0 | 0 | 0 | 0 | | 1 | 0 | 0 | 0 | 0 | 0 | 0 | 0 | 0 |
| M.Jefferson | 0 | 0 | 0 | 0 | 0 | 0 | 0 | 0 | 0 | 0 | 0 | | 1 | 0 | 0 | 0 | 0 | 0 | 0 | 0 | 0 |
| J.Tretter | 0 | 0 | 0 | 0 | 0 | 0 | 0 | 0 | 0 | 0 | 0 | | 0 | 0 | 0 | 0 | 0 | 1 | 0 | 0 | 0 |
| J.Landry | 0 | 0 | 0 | 0 | 0 | 0 | 0 | 0 | 0 | 0 | 0 | | 0 | 0 | 0 | 0 | 0 | 1 | 0 | 0 | 0 |
| Total | 36 | 6 | 42 | 4 | 32 | 7 | 6 | 0 | 3 | 0 | 0 | | 3 | 0 | 0 | 0 | 0 | 2 | 0 | 0 | 0 |

9/8/2019 at First Energy Stadium

TIME

TIME OF POSSESSION

| | |
|--------|-------|
| Titans | 15:53 |
| Browns | 14:07 |

e Info)

Tennessee Titans Cleveland Browns

| Tennessee Titans | Regular Defensive Plays | Special Teams | Misc |
|------------------|-------------------------|---------------|------|
|------------------|-------------------------|---------------|------|

[illegible]

9/8/2019 at First Energy Stadium

[illegible]

First Quarter

TEN wins the coin toss and elects to defer. CLV elects to Receive, and TEN elects to defend the east goal.

C.Santos kicks 70 yards from TEN 35 to CLV -5. D.Hilliard to CLV 27 for 32 yards (D.Jennings).

Cleveland Browns at 15:00, (1st play from scrimmage 14:56)

| | | |
|-------------|---|----|
| 1-10-CLV 27 | (14:56) B.Mayfield pass incomplete short right to R.Higgins (J.Brown). | |
| 2-10-CLV 27 | (14:51) (Shotgun) B.Mayfield pass short right to R.Higgins to CLV 38 for 11 yards (R.Evans). | P1 |
| 1-10-CLV 38 | (14:12) (Shotgun) J.Landry left end pushed ob at CLV 48 for 10 yards (R.Evans). Lateral Pass to 80 J. Laundry | R2 |
| 1-10-CLV 48 | (13:41) (Shotgun) N.Chubb left guard to TEN 42 for 10 yards (J.Brown; R.Evans). | R3 |
| 1-10-TEN 42 | (12:59) B.Mayfield pass short left to O.Beckham to TEN 26 for 16 yards (R.Evans). | P4 |
| 1-10-TEN 26 | (12:17) B.Mayfield pass short left to O.Beckham to TEN 14 for 12 yards (H.Landry). | |
| | <i>PENALTY on CLV-G.Robinson, Illegal Blindside Block, 15 yards, enforced at TEN 26 - No Play.</i> | |
| 1-25-TEN 41 | (11:47) (Shotgun) B.Mayfield pass short right to O.Beckham to TEN 39 for 2 yards (A.Jackson). | |
| 2-23-TEN 39 | (11:04) (Shotgun) B.Mayfield pass deep middle to R.Higgins to TEN 4 for 35 yards (R.Evans). | P5 |
| 1-4-TEN 4 | (10:18) D.Hilliard right guard for 4 yards, TOUCHDOWN. | R6 |
| | A.Seibert extra point is No Good, Wide Right, Center-C.Hughlett, Holder-J.Gillan. | |

| |
|---|
| TEN 0 CLV 6, 8 plays, 73 yards, 4:49 drive, 4:49 elapsed |
|---|

A.Seibert kicks 59 yards from CLV 35 to TEN 6. D.Jennings to TEN 17 for 11 yards (P.Brown).

PENALTY on TEN-D.Fluellen, Illegal Double-Team Block, 8 yards, enforced at TEN 16.

Tennessee Titans at 10:11, (1st play from scrimmage 10:04)

| | | |
|-------------|---|----|
| 1-10-TEN 8 | (10:04) M.Mariota pass short right to De.Walker to TEN 18 for 10 yards (D.Randall) [J.Whitehead]. | P1 |
| | <i>PENALTY on CLV-J.Whitehead, Roughing the Passer, 15 yards, enforced at TEN 18.</i> | X2 |
| 1-10-TEN 33 | (9:35) D.Henry left guard to TEN 33 for no gain (L.Ogunjobi). | |
| 2-10-TEN 33 | (8:59) M.Mariota pass deep middle to A.Brown to CLV 20 for 47 yards (D.Randall). | P3 |
| 1-10-CLV 20 | (8:09) D.Henry up the middle to CLV 21 for -1 yards (M.Burnett). | |
| | Timeout #1 by TEN at 07:24. | |
| 2-11-CLV 21 | (7:24) (Shotgun) M.Mariota pass short right to A.Brown to CLV 19 for 2 yards (J.Schobert). | |
| 3-9-CLV 19 | (6:40) (Shotgun) M.Mariota pass incomplete short right to D.Lewis. | |
| 4-9-CLV 19 | (6:36) C.Santos 37 yard field goal is GOOD, Center-B.Brinkley, Holder-B.Kern. | |

| |
|--|
| TEN 3 CLV 6, 7 plays, 73 yards, 1 penalty, 3:39 drive, 8:28 elapsed |
|--|

C.Santos kicks 70 yards from TEN 35 to CLV -5. D.Hilliard to CLV 25 for 30 yards (K.Vaccaro).

PENALTY on CLV-D.Johnson, Illegal Double-Team Block, 11 yards, enforced at CLV 22.

Cleveland Browns at 6:32, (1st play from scrimmage 6:27)

| | | |
|-------------|---|----|
| 1-10-CLV 11 | (6:27) B.Mayfield pass short left to O.Beckham to CLV 19 for 8 yards (M.Butler). | |
| 2-2-CLV 19 | (5:42) B.Mayfield sacked at CLV 12 for -7 yards (K.Byard). | |
| | <i>PENALTY on TEN-M.Butler, Defensive Holding, 5 yards, enforced at CLV 19 - No Play.</i> | X7 |
| 1-10-CLV 24 | (5:11) N.Chubb left guard to CLV 21 for -3 yards (D.Jones; S.Finch). | |
| 2-13-CLV 21 | (4:27) (Shotgun) B.Mayfield pass incomplete short middle to D.Njoku. | |
| 3-13-CLV 21 | (4:27) (Shotgun) B.Mayfield sacked at CLV 6 for -15 yards (C.Wake). | |
| 4-28-CLV 6 | (3:43) J.Gillan punts 49 yards to TEN 45, Center-C.Hughlett, downed by CLV-P.Brown. | |

Tennessee Titans at 3:29

| | | |
|-------------|---|--|
| 1-10-TEN 45 | (3:29) D.Henry right guard to TEN 47 for 2 yards (L.Ogunjobi). | |
| 2-8-TEN 47 | (2:54) M.Mariota pass incomplete short left to D.Henry. | |
| 3-8-TEN 47 | (2:50) (Shotgun) <i>PENALTY on TEN-J.Conklin, False Start, 5 yards, enforced at TEN 47 - No Play.</i> | |
| 3-13-TEN 42 | (2:50) (Shotgun) M.Mariota scrambles left end ran ob at TEN 47 for 5 yards (T.Carrie). | |
| | <i>Penalty on TEN-J.Conklin, Offensive Holding, declined.</i> | |
| 4-8-TEN 47 | (2:26) B.Kern punts 46 yards to CLV 7, Center-B.Brinkley, downed by TEN-C.Milton. | |

Cleveland Browns at 2:17

| | | |
|-------------|---|----|
| 1-10-CLV 7 | (2:17) N.Chubb left guard to CLV 10 for 3 yards (L.Ryan). | |
| 2-7-CLV 10 | (1:35) (Shotgun) B.Mayfield pass short right to D.Njoku to CLV 28 for 18 yards (A.Jackson). | P8 |
| 1-10-CLV 28 | (:58) N.Chubb right guard to CLV 31 for 3 yards (I.Mack; S.Finch). | |
| 2-7-CLV 31 | (:13) (Shotgun) B.Mayfield pass short left to O.Beckham to CLV 35 for 4 yards (L.Ryan). | |

| Tennessee Titans vs Cleveland Browns at First Energy Stadium | | | | | | | | |
|--|-------|-------|-------------|---|---|---|--------------|--------|
| END OF QUARTER | Score | Time | First Downs | | | | Efficiencies | |
| | | Poss | R | P | X | T | 3 Down | 4 Down |
| Tennessee Titans | 3 | 4:51 | 0 | 2 | 1 | 3 | 0/2 | 0/0 |
| Cleveland Browns | 6 | 10:09 | 3 | 4 | 1 | 8 | 0/1 | 0/0 |

Cleveland Browns continued.

- 3-3-CLV 35 (15:00) (Shotgun) B.Mayfield pass incomplete short right to D.Hilliard.
- 4-3-CLV 35 (14:57) J.Gillan punts 52 yards to TEN 13, Center-C.Hughlett, fair catch by A.Humphries.

Tennessee Titans at 14:49

- 1-10-TEN 13 (14:49) (Shotgun) D.Lewis up the middle to TEN 19 for 6 yards (D.Randall).
- 2-4-TEN 19 (14:11) D.Lewis right guard to TEN 19 for no gain (S.Richardson).
- PENALTY on CLV-M.Garrett, Unnecessary Roughness, 15 yards, enforced at TEN 19 - No Play.* X4
- 1-10-TEN 34 (13:46) J.Smith right end to TEN 44 for 10 yards (J.Schobert). End Around to 81 R5
- 1-10-TEN 44 (13:20) (Shotgun) M.Mariota pass incomplete deep left to C.Davis.
- 2-10-TEN 44 (13:15) M.Mariota pass incomplete short left to De.Walker (D.Randall).
- 3-10-TEN 44 (13:11) (Shotgun) M.Mariota pass incomplete short right to A.Humphries (D.Randall).
- PENALTY on CLV-D.Randall, Defensive Holding, 5 yards, enforced at TEN 44 - No Play.* X6
- 1-10-TEN 49 (13:05) D.Lewis left guard to 50 for 1 yard (M.Garrett; J.Schobert).
- 2-9-50 (12:25) M.Mariota pass short middle to De.Walker to CLV 34 for 16 yards (G.Williams). P7
- 1-10-CLV 34 (11:44) D.Henry right tackle to CLV 32 for 2 yards (J.Schobert).
- 2-8-CLV 32 (11:08) M.Mariota pass incomplete deep left to C.Davis [S.Richardson].
- PENALTY on CLV-S.Richardson, Roughing the Passer, 15 yards, enforced at CLV 32 - No Play.* X8
- Penalty on CLV-D.Ward, Defensive Holding, declined.*
- 1-10-CLV 17 (11:01) D.Henry right guard to CLV 11 for 6 yards (M.Burnett).
- 2-4-CLV 11 (10:22) M.Mariota pass incomplete short right to A.Brown.
- 3-4-CLV 11 (10:18) (Shotgun) *PENALTY on CLV-S.Richardson, Neutral Zone Infraction, 5 yards, enforced at CLV 11 - No Play.* X9
- 1-6-CLV 6 (10:18) (Shotgun) D.Henry up the middle to CLV 1 for 5 yards (M.Burnett).
- 2-1-CLV 1 (9:42) **D.Henry right guard for 1 yard, TOUCHDOWN.** R10
- C.Santos extra point is GOOD, Center-B.Brinkley, Holder-B.Kern.

| |
|--|
| TEN 10 CLV 6, 11 plays, 87 yards, 4 penalties, 5:10 drive, 5:21 elapsed |
|--|

C.Santos kicks 56 yards from TEN 35 to CLV 9. D.Hilliard to CLV 30 for 21 yards (W.Woodyard).

Cleveland Browns at 9:39, (1st play from scrimmage 9:34)

- 1-10-CLV 30 (9:34) (Shotgun) N.Chubb left guard to CLV 39 for 9 yards (K.Byard).
- 2-1-CLV 39 (8:51) (Shotgun) B.Mayfield pass incomplete short middle to D.Harris (J.Brown).
- 3-1-CLV 39 (8:43) (Shotgun) B.Mayfield pass incomplete deep right to J.Landry.
- 4-1-CLV 39 (8:34) J.Gillan punts 46 yards to TEN 15, Center-C.Hughlett, fair catch by A.Humphries.

Tennessee Titans at 8:27

- 1-10-TEN 15 (8:27) D.Henry right end ran ob at TEN 33 for 18 yards (C.Kirksey). R11
- 1-10-TEN 33 (7:50) (Shotgun) M.Mariota pass incomplete short right to M.Pruitt [D.Ward].
- 2-10-TEN 33 (7:44) (Shotgun) M.Mariota pass short left to J.Smith to TEN 40 for 7 yards (T.Mitchell).
- 3-3-TEN 40 (7:06) (Shotgun) M.Mariota pass short right to A.Humphries ran ob at TEN 45 for 5 yards. P12
- 1-10-TEN 45 (6:37) D.Henry right end to CLV 47 for 8 yards (S.Richardson).
- 2-2-CLV 47 (5:57) M.Mariota sacked at TEN 44 for -9 yards (M.Burnett).
- 3-11-TEN 44 (5:18) (Shotgun) M.Mariota pass incomplete deep middle to C.Davis.
- 4-11-TEN 44 (5:13) B.Kern punts 46 yards to CLV 10, Center-B.Brinkley. D.Hilliard to CLV 28 for 18 yards (K.Correa).

Cleveland Browns at 5:03

- 1-10-CLV 28 (5:03) N.Chubb left guard to CLV 30 for 2 yards (H.Landry).
- PENALTY on CLV-G.Robinson, Disqualification, 15 yards, enforced at CLV 30.*
- 2-23-CLV 15 (4:31) (Shotgun) B.Mayfield pass short right to J.Landry to CLV 25 for 10 yards (H.Landry).
- 3-13-CLV 25 (3:45) (Shotgun) B.Mayfield pass incomplete short middle to D.Njoku.
- 4-13-CLV 25 (3:38) J.Gillan punts 47 yards to TEN 28, Center-C.Hughlett, fair catch by A.Humphries.

Tennessee Titans at 3:30

- 1-10-TEN 28 (3:30) (Shotgun) D.Henry up the middle to TEN 27 for -1 yards (C.Kirksey).
- 2-11-TEN 27 (2:51) (Shotgun) M.Mariota sacked at TEN 20 for -7 yards (M.Garrett).
- Penalty on TEN-D.Kelly, Offensive Holding, declined.*
- 3-18-TEN 20 (2:24) (Shotgun) M.Mariota pass short middle to D.Lewis to TEN 27 for 7 yards (S.Richardson).

Tennessee Titans vs Cleveland Browns at First Energy Stadium

Two-Minute Warning

4-11-TEN 27 (2:00) B.Kern punts 70 yards to CLV 3, Center-B.Brinkley, downed by TEN-B.Brinkley.

Cleveland Browns at 1:47

1-10-CLV 3 (1:47) *PENALTY on CLV-C.Hubbard, False Start, 1 yard, enforced at CLV 3 - No Play.*

1-11-CLV 2 (1:47) **B.Mayfield sacked in End Zone for -2 yards, SAFETY (C.Wake). CLV-K.Lamm was injured during the play. He is Out.**

TEN 12 CLV 6, Safety, 13:18 elapsed

J.Gillan kicks 62 yards from CLV 20 to TEN 18. A.Jackson to TEN 41 for 23 yards (S.Redwine).

Tennessee Titans at 1:42, (1st play from scrimmage 1:36)

1-10-TEN 41 (1:36) (Shotgun) M.Mariota pass short middle to De.Walker to CLV 48 for 11 yards (M.Burnett).

P13

1-10-CLV 48 (1:15) (Shotgun) M.Mariota pass incomplete short left to T.Sharpe (T.Mitchell).

2-10-CLV 48 (1:13) (Shotgun) M.Mariota pass incomplete short middle to C.Davis (S.Richardson).

3-10-CLV 48 (1:09) (Shotgun) M.Mariota pass incomplete deep right to T.Sharpe.

4-10-CLV 48 (1:04) B.Kern punts 35 yards to CLV 13, Center-B.Brinkley, fair catch by J.Landry.

Cleveland Browns at 0:57

1-10-CLV 13 (:57) (Shotgun) B.Mayfield pass short left to D.Ratley to CLV 20 for 7 yards (L.Ryan).

2-3-CLV 20 (:36) B.Mayfield pass short right to D.Hilliard to CLV 34 for 14 yards (L.Ryan).

P9

Timeout #1 by CLV at 00:30.

1-10-CLV 34 (:30) B.Mayfield pass deep right to O.Beckham pushed ob at TEN 42 for 24 yards (A.Jackson).

P10

1-10-TEN 42 (:21) (Shotgun) B.Mayfield pass deep left to O.Beckham to TEN 20 for 22 yards (M.Butler).

PENALTY on CLV-O.Beckham, Offensive Pass Interference, 10 yards, enforced at TEN 42 - No Play.

1-20-CLV 48 (:15) (Shotgun) B.Mayfield pass incomplete short left [L.Ryan].

The Replay Official reviewed the runner was not down by contact ruling, and the play was REVERSED.

(Shotgun) B.Mayfield sacked at CLV 40 for -8 yards (L.Ryan).

Timeout #2 by CLV at 00:10.

2-28-CLV 40 (:10) (Shotgun) B.Mayfield pass incomplete short left to O.Beckham.

3-28-CLV 40 (:07) (Shotgun) B.Mayfield pass short left to O.Beckham to CLV 45 for 5 yards (M.Butler).

END OF QUARTER

| | | Time | First Downs | | | | Efficiencies | |
|------------------|-------|-------|-------------|---|---|----|--------------|--------|
| | Score | Poss | R | P | X | T | 3 Down | 4 Down |
| Tennessee Titans | 12 | 11:02 | 3 | 3 | 4 | 10 | 1/4 | 0/0 |
| Cleveland Browns | 6 | 3:58 | 0 | 2 | 0 | 2 | 0/4 | 0/0 |

Third Quarter

TEN elects to Receive, and CLV elects to defend the goal.

A.Seibert kicks 61 yards from CLV 35 to TEN 4. D.Jennings to TEN 21 for 17 yards (M.Jefferson).

Tennessee Titans at 15:00, (1st play from scrimmage 14:55)

- 1-10-TEN 21 (14:55) M.Mariota pass short middle to A.Brown to CLV 28 for 51 yards (J.Whitehead; M.Burnett). P14
- 1-10-CLV 28 (14:10) (Shotgun) M.Mariota sacked at CLV 38 for -10 yards (L.Ogunjobi).
- 2-20-CLV 38 (13:24) (Shotgun) D.Henry right end to CLV 36 for 2 yards (J.Schobert).
- 3-18-CLV 36 (12:44) (Shotgun) M.Mariota pass short right to D.Lewis to CLV 35 for 1 yard (C.Kirksey).
- 4-17-CLV 35 (11:58) **C.Santos 53 yard field goal is GOOD, Center-B.Brinkley, Holder-B.Kern.**

TEN 15 CLV 6, 5 plays, 44 yards, 3:07 drive, 3:07 elapsed

C.Santos kicks 65 yards from TEN 35 to end zone, Touchback.

Cleveland Browns at 11:53

- 1-10-CLV 25 (11:53) (Shotgun) B.Mayfield pass short left to O.Beckham to CLV 37 for 12 yards (K.Vaccaro). P11
- 1-10-CLV 37 (11:23) N.Chubb up the middle to TEN 48 for 15 yards (H.Landry). R12
- 1-10-TEN 48 (10:46) (Shotgun) N.Chubb up the middle to TEN 45 for 3 yards (D.Jones).
- 2-7-TEN 45 (10:14) N.Chubb left end to TEN 41 for 4 yards (K.Vaccaro).
- PENALTY on CLV-C.Hubbard, Offensive Holding, 10 yards, enforced at TEN 45 - No Play.*
- 2-17-CLV 45 (9:47) (Shotgun) B.Mayfield pass short left to N.Chubb to CLV 44 for -1 yards (K.Vaccaro).
- 3-18-CLV 44 (9:10) (Shotgun) B.Mayfield pass short middle to D.Johnson to TEN 45 for 11 yards (K.Vaccaro; J.Casey).
- 4-7-TEN 45 (8:29) J.Gillan punts 39 yards to TEN 6, Center-C.Hughlett, fair catch by A.Humphries.

Tennessee Titans at 8:23

- 1-10-TEN 6 (8:23) D.Henry right guard to TEN 8 for 2 yards (S.Richardson).
- 2-8-TEN 8 (7:43) (Shotgun) M.Mariota left end to TEN 14 for 6 yards (M.Garrett).
- 3-2-TEN 14 (7:00) (Shotgun) M.Mariota pass short left to D.Lewis to TEN 12 for -2 yards (C.Kirksey).
- 4-4-TEN 12 (6:13) (Punt formation) *PENALTY on TEN, Delay of Game, 5 yards, enforced at TEN 12 - No Play.*
- 4-9-TEN 7 (5:58) B.Kern punts 44 yards to CLV 49, Center-B.Brinkley, out of bounds.
- PENALTY on CLV-G.Williams, Offensive Holding, 10 yards, enforced at CLV 49.*
- Penalty on CLV-T.Thomas, Illegal Use of Hands, declined.*

Cleveland Browns at 5:52

- 1-10-CLV 39 (5:52) (Shotgun) *PENALTY on CLV-J.McCray, False Start, 5 yards, enforced at CLV 39 - No Play.*
- 1-15-CLV 34 (5:52) N.Chubb left end pushed ob at CLV 46 for 12 yards (M.Butler).
- PENALTY on CLV-D.Harris, Offensive Holding, 10 yards, enforced at CLV 34 - No Play.*
- 1-25-CLV 24 (5:25) (Shotgun) N.Chubb up the middle to CLV 26 for 2 yards (D.Jones; K.Correa).
- 2-23-CLV 26 (4:49) (Shotgun) B.Mayfield pass short right to D.Njoku to CLV 33 for 7 yards (L.Ryan).
- 3-16-CLV 33 (4:12) (Shotgun) B.Mayfield pass deep middle to J.Landry pushed ob at TEN 44 for 23 yards (K.Vaccaro). P13
- 1-10-TEN 44 (3:32) B.Mayfield pass short left to N.Chubb pushed ob at TEN 37 for 7 yards (A.Johnson).
- 2-3-TEN 37 (2:58) (No Huddle, Shotgun) B.Mayfield pass deep right to J.Landry to TEN 3 for 34 yards (L.Ryan). P14
- 1-3-TEN 3 (2:13) **(No Huddle, Shotgun) B.Mayfield pass short middle to D.Njoku for 3 yards, TOUCHDOWN.** P15
- A.Seibert extra point is GOOD, Center-C.Hughlett, Holder-J.Gillan.

TEN 15 CLV 13, 6 plays, 61 yards, 3:42 drive, 12:50 elapsed

A.Seibert kicks 65 yards from CLV 35 to end zone, Touchback.

Tennessee Titans at 2:10

- 1-10-TEN 25 (2:10) **M.Mariota pass short left to D.Henry for 75 yards, TOUCHDOWN.** P15
- The Replay Official reviewed the play for possible offensive pass interference, and the play was Upheld. The ruling on the field stands.**
- C.Santos extra point is GOOD, Center-B.Brinkley, Holder-B.Kern.

TEN 22 CLV 13, 1 plays, 75 yards, 0:13 drive, 13:03 elapsed

C.Santos kicks 65 yards from TEN 35 to end zone, Touchback.

Cleveland Browns at 1:57

- 1-10-CLV 25 (1:57) (Shotgun) N.Chubb left guard to CLV 33 for 8 yards (K.Vaccaro).
- 2-2-CLV 33 (1:30) (No Huddle, Shotgun) B.Mayfield pass short left to N.Chubb to CLV 37 for 4 yards (K.Vaccaro). P16
- 1-10-CLV 37 (:58) (No Huddle, Shotgun) N.Chubb up the middle to CLV 39 for 2 yards (S.Finch).
- 2-8-CLV 39 (:24) (No Huddle, Shotgun) B.Mayfield pass short right to D.Ratley to CLV 49 for 10 yards (K.Byard). P17

| Tennessee Titans vs Cleveland Browns at First Energy Stadium | | | | | | | | |
|--|-------|------|-------------|---|---|---|--------------|--------|
| END OF QUARTER | Score | Time | First Downs | | | | Efficiencies | |
| | | Poss | R | P | X | T | 3 Down | 4 Down |
| Tennessee Titans | 22 | 5:51 | 0 | 2 | 0 | 2 | 0/2 | 0/0 |
| Cleveland Browns | 13 | 9:09 | 1 | 6 | 0 | 7 | 1/2 | 0/0 |

Fourth Quarter

9/8/2019

Play By Play

Cleveland Browns continued.

| | | |
|--------------------|---|--|
| <u>1-10-CLV 49</u> | (15:00) B.Mayfield pass incomplete short right. <i>PENALTY on CLV-D.Harris, Offensive Holding, 10 yards, enforced at CLV 49 - No Play.</i> | |
| 1-20-CLV 39 | (14:54) (Shotgun) N.Chubb up the middle to CLV 45 for 6 yards (J.Brown). | |
| 2-14-CLV 45 | (14:21) (Shotgun) B.Mayfield pass deep right intended for O.Beckham INTERCEPTED by K.Byard at TEN 37. K.Byard to CLV 35 for 28 yards (J.Tretter). | |

Tennessee Titans at 14:11

| | | |
|--------------------|--|------------|
| 1-10-CLV 35 | (14:11) D.Henry left guard to CLV 31 for 4 yards (J.Schobert). | |
| 2-6-CLV 31 | (13:33) D.Henry left end pushed ob at CLV 29 for 2 yards (S.Richardson). | |
| 3-4-CLV 29 | (13:05) (Shotgun) M.Mariota scrambles left end pushed ob at CLV 16 for 13 yards (J.Schobert). <i>PENALTY on CLV-D.Ward, Defensive Holding, 5 yards, enforced at CLV 16.</i> | R16 X17 |
| <u>1-10-CLV 11</u> | (12:39) M.Mariota pass short left to De.Walker for 11 yards, TOUCHDOWN. C.Santos extra point is GOOD, Center-B.Brinkley, Holder-B.Kern. | P18 |

TEN 29 CLV 13, 4 plays, 35 yards, 1 penalty, 1:39 drive, 2:28 elapsed

C.Santos kicks 65 yards from TEN 35 to end zone, Touchback.

Cleveland Browns at 12:32

| | | |
|-------------|---|--|
| 1-10-CLV 25 | (12:32) (Shotgun) N.Chubb right end to CLV 31 for 6 yards (S.Finch). | |
| 2-4-CLV 31 | (11:59) (No Huddle, Shotgun) B.Mayfield pass short right to J.Landry to CLV 31 for no gain (A.Jackson). | |
| 3-4-CLV 31 | (11:23) (No Huddle, Shotgun) B.Mayfield pass short left intended for J.Landry INTERCEPTED by L.Ryan at CLV 34. L.Ryan to CLV 34 for no gain (J.Landry). | |

Tennessee Titans at 11:17

| | | |
|--------------------|--|-----|
| 1-10-CLV 34 | (11:17) D.Henry left guard to CLV 27 for 7 yards (C.Kirksey). | |
| 2-3-CLV 27 | (10:41) D.Henry up the middle to CLV 23 for 4 yards (C.Kirksey; J.Schobert). | R19 |
| <u>1-10-CLV 23</u> | (9:56) D.Henry left guard to CLV 7 for 16 yards (D.Randall). Timeout #1 by TEN at 09:09. | R20 |
| <u>1-7-CLV 7</u> | (9:09) M.Mariota pass short right to De.Walker for 7 yards, TOUCHDOWN. C.Santos extra point is GOOD, Center-B.Brinkley, Holder-B.Kern. | P21 |

TEN 36 CLV 13, 4 plays, 34 yards, 2:14 drive, 5:57 elapsed

C.Santos kicks 60 yards from TEN 35 to CLV 5. D.Johnson to CLV 28 for 23 yards (D.Lewis).

Cleveland Browns at 9:03, (1st play from scrimmage 8:58)

| | | |
|--------------------|--|-----|
| 1-10-CLV 28 | (8:58) (No Huddle, Shotgun) B.Mayfield pass incomplete short middle to N.Chubb [C.Wake]. | |
| 2-10-CLV 28 | (8:53) (Shotgun) B.Mayfield pass incomplete deep left to O.Beckham. | |
| 3-10-CLV 28 | (8:47) (Shotgun) B.Mayfield pass incomplete short right to O.Beckham. <i>PENALTY on TEN-K.Byard, Defensive Pass Interference, 16 yards, enforced at CLV 28 - No Play.</i> | X18 |
| <u>1-10-CLV 44</u> | (8:43) B.Mayfield pass incomplete short right to O.Beckham. <i>PENALTY on CLV-C.Hubbard, Offensive Holding, 10 yards, enforced at CLV 44 - No Play.</i> | |
| 1-20-CLV 34 | (8:35) (Shotgun) B.Mayfield pass short right to D.Johnson to CLV 46 for 12 yards (K.Vaccaro). | |
| 2-8-CLV 46 | (8:09) (No Huddle, Shotgun) B.Mayfield pass short middle to D.Njoku to TEN 45 for 9 yards (A.Jackson). | P19 |
| <u>1-10-TEN 45</u> | (7:45) (No Huddle, Shotgun) B.Mayfield sacked at CLV 46 for -9 yards (S.Finch). | |
| 2-19-CLV 46 | (7:06) (No Huddle, Shotgun) B.Mayfield sacked at CLV 39 for -7 yards (sack split by C.Wake and L.Ryan). | |
| 3-26-CLV 39 | (6:21) (No Huddle, Shotgun) D.Johnson right end to TEN 48 for 13 yards (R.Evans). | |
| 4-13-TEN 48 | (5:41) (Shotgun) B.Mayfield pass incomplete short left to O.Beckham. | |

Tennessee Titans at 5:36

| | | |
|-------------|---|--|
| 1-10-TEN 48 | (5:36) D.Lewis up the middle to TEN 48 for no gain (J.Schobert). | |
| 2-10-TEN 48 | (4:52) D.Henry right end to CLV 45 for 7 yards (M.Garrett). <i>PENALTY on TEN-D.Henry, Face Mask (15 Yards), 15 yards, enforced at CLV 47.</i> | |
| 2-20-TEN 38 | (4:46) D.Henry right guard to TEN 40 for 2 yards (G.Williams). | |
| 3-18-TEN 40 | (4:03) M.Mariota sacked at TEN 34 for -6 yards (M.Garrett). | |
| 4-24-TEN 34 | (3:20) B.Kern punts 36 yards to CLV 30, Center-B.Brinkley, out of bounds. | |

Cleveland Browns at 3:11

| | | |
|-------------|---|--|
| 1-10-CLV 30 | (3:11) (Shotgun) B.Mayfield pass short left intended for J.Landry INTERCEPTED by M.Butler at CLV 38. M.Butler for 38 yards, TOUCHDOWN. | |
|-------------|---|--|

Tennessee Titans vs Cleveland Browns at First Energy Stadium

Tennessee Titans at 3:02

C.Santos extra point is GOOD, Center-B.Brinkley, Holder-B.Kern.

PENALTY on CLV-D.Lawrence, Unsportsmanlike Conduct, 15 yards, enforced between downs.

| |
|--|
| TEN 43 CLV 13, 0 plays, 38 yards, 0:00 drive , 11:58 elapsed |
|--|

C.Santos kicks 50 yards from 50 to end zone, Touchback.

Cleveland Browns at 3:02

- 1-10-CLV 25 (3:02) N.Chubb up the middle to CLV 26 for 1 yard (K.Corr  a).
- 2-9-CLV 26 (2:23) (Shotgun) N.Chubb left guard to CLV 31 for 5 yards (A.Johnson).

Two-Minute Warning

- 3-4-CLV 31 (2:00) N.Chubb left tackle to CLV 33 for 2 yards (D.Bates; A.Johnson).
- 4-2-CLV 33 (1:21) N.Chubb right guard to CLV 34 for 1 yard (W.Woodyard).

Tennessee Titans at 1:16

- 1-10-CLV 34 (1:16) R.Tannehill kneels to CLV 35 for -1 yards.
- 2-11-CLV 35 (:37) R.Tannehill kneels to CLV 36 for -1 yards.

END OF QUARTER

| | Score | Time Poss | First Downs | | | | Efficiencies | |
|------------------|-------|--------------|-------------|---|---|---|--------------|--------|
| | | | R | P | X | T | 3 Down | 4 Down |
| Tennessee Titans | 43 | 7:34 | 3 | 2 | 1 | 6 | 1/2 | 0/0 |
| Cleveland Browns | 13 | 7:26 | 0 | 1 | 1 | 2 | 0/3 | 0/2 |

Miscellaneous Statistics Report

Tennessee Titans vs Cleveland Browns

9/8/2019 at First Energy Stadium

Ten Longest Plays for Tennessee Titans

| Yards | Qtr | Play Start | Play Description |
|-------|-----|-------------|--|
| 75 | 3 | 1-10-TEN 25 | (2:10) M.Mariota pass short left to D.Henry for 75 yards, TOUCHDOWN. The Replay Official reviewed the play for possible offensive pass interference, and the play was Upheld. The ruling on the field stands. |
| 51 | 3 | 1-10-TEN 21 | (14:55) M.Mariota pass short middle to A.Brown to CLV 28 for 51 yards (J.Whitehead; M.Burnett). |
| 47 | 1 | 2-10-TEN 33 | (8:59) M.Mariota pass deep middle to A.Brown to CLV 20 for 47 yards (D.Randall). |
| 25 | 1 | 1-10-TEN 8 | (10:04) M.Mariota pass short right to De.Walker to TEN 18 for 10 yards (D.Randall) [J.Whitehead]. PENALTY on CLV-J.Whitehead, Roughing the Passer, 15 yards, enforced at TEN 18. |
| 18 | 2 | 1-10-TEN 15 | (8:27) D.Henry right end ran ob at TEN 33 for 18 yards (C.Kirksey). |
| 18 | 4 | 3-4-CLV 29 | (13:05) (Shotgun) M.Mariota scrambles left end pushed ob at CLV 16 for 13 yards (J.Schobert). PENALTY on CLV-D.Ward, Defensive Holding, 5 yards, enforced at CLV 16. |
| 16 | 2 | 2-9-50 | (12:25) M.Mariota pass short middle to De.Walker to CLV 34 for 16 yards (G.Williams). |
| 16 | 4 | 1-10-CLV 23 | (9:56) D.Henry left guard to CLV 7 for 16 yards (D.Randall). |
| 11 | 2 | 1-10-TEN 41 | (1:36) (Shotgun) M.Mariota pass short middle to De.Walker to CLV 48 for 11 yards (M.Burnett). |
| 11 | 4 | 1-10-CLV 11 | (12:39) M.Mariota pass short left to De.Walker for 11 yards, TOUCHDOWN. |

Ten Longest Plays for Cleveland Browns

| Yards | Qtr | Play Start | Play Description |
|-------|-----|-------------|--|
| 35 | 1 | 2-23-TEN 39 | (11:04) (Shotgun) B.Mayfield pass deep middle to R.Higgins to TEN 4 for 35 yards (R.Evans). |
| 34 | 3 | 2-3-TEN 37 | (2:58) (No Huddle, Shotgun) B.Mayfield pass deep right to J.Landry to TEN 3 for 34 yards (L.Ryan). |
| 24 | 2 | 1-10-CLV 34 | (:30) B.Mayfield pass deep right to O.Beckham pushed ob at TEN 42 for 24 yards (A.Jackson). |
| 23 | 3 | 3-16-CLV 33 | (4:12) (Shotgun) B.Mayfield pass deep middle to J.Landry pushed ob at TEN 44 for 23 yards (K.Vaccaro). |
| 18 | 1 | 2-7-CLV 10 | (1:35) (Shotgun) B.Mayfield pass short right to D.Njoku to CLV 28 for 18 yards (A.Jackson). |
| 16 | 1 | 1-10-TEN 42 | (12:59) B.Mayfield pass short left to O.Beckham to TEN 26 for 16 yards (R.Evans). |
| 15 | 3 | 1-10-CLV 37 | (11:23) N.Chubb up the middle to TEN 48 for 15 yards (H.Landry). |
| 14 | 2 | 2-3-CLV 20 | (:36) B.Mayfield pass short right to D.Hilliard to CLV 34 for 14 yards (L.Ryan). |
| 13 | 4 | 3-26-CLV 39 | (6:21) (No Huddle, Shotgun) D.Johnson right end to TEN 48 for 13 yards (R.Evans). |
| 12 | 3 | 1-10-CLV 25 | (11:53) (Shotgun) B.Mayfield pass short left to O.Beckham to CLV 37 for 12 yards (K.Vaccaro). |

Touchdown Scoring Information

| | | Offense | Defense | Special Teams |
|---------|------------------|---------|---------|---------------|
| VISITOR | Tennessee Titans | 4 | 1 | 0 |
| HOME | Cleveland Browns | 2 | 0 | 0 |

Player Scoring Information

| Club | Player | TD | Rush TD | Rec TD | KO TD | Punt TD | Int TD | Fum TD | Misc TD | FG | XP | 2Pt Rush | 2Pt Rec | Sfty | Points |
|------|------------|----|---------|--------|-------|---------|--------|--------|---------|----|----|----------|---------|------|--------|
| TEN | D.Henry | 0 | 1 | 1 | 0 | 0 | 0 | 0 | 0 | 0 | 0 | 0 | 0 | 0 | 12 |
| TEN | De.Walker | 0 | 0 | 2 | 0 | 0 | 0 | 0 | 0 | 0 | 0 | 0 | 0 | 0 | 12 |
| TEN | C.Santos | 0 | 0 | 0 | 0 | 0 | 0 | 0 | 0 | 2 | 5 | 0 | 0 | 0 | 11 |
| TEN | M.Butler | 0 | 0 | 0 | 0 | 0 | 1 | 0 | 0 | 0 | 0 | 0 | 0 | 0 | 6 |
| TEN | C.Wake | 0 | 0 | 0 | 0 | 0 | 0 | 0 | 0 | 0 | 0 | 0 | 0 | 1 | 2 |
| CLV | D.Hilliard | 0 | 1 | 0 | 0 | 0 | 0 | 0 | 0 | 0 | 0 | 0 | 0 | 0 | 6 |
| CLV | D.Njoku | 0 | 0 | 1 | 0 | 0 | 0 | 0 | 0 | 0 | 0 | 0 | 0 | 0 | 6 |
| CLV | A.Seibert | 0 | 0 | 0 | 0 | 0 | 0 | 0 | 0 | 0 | 1 | 0 | 0 | 0 | 1 |

Possession Detail

| | First Half | | Second Half | | Game | |
|-----------------------------|------------|------|-------------|-------|---------|-------|
| | Visitor | Home | Visitor | Home | Visitor | Home |
| Largest Lead | 6 | 6 | 30 | 0 | 30 | 6 |
| Drives Leading | 3 | 2 | 7 | 0 | 10 | 2 |
| Time of Possession Leading | 5:52 | 5:31 | 13:25 | 0:00 | 19:17 | 5:31 |
| Largest Deficit | -6 | -6 | 0 | -30 | -6 | -30 |
| Drives Trailing | 3 | 4 | 0 | 7 | 3 | 11 |
| Time of Possession Trailing | 10:01 | 3:47 | 0:00 | 16:35 | 10:01 | 20:22 |
| Times Score Tied Up | | 0 | | 0 | | 0 |
| Lead Changes | | 2 | | 0 | | 2 |

Playtime Percentage

Percent of playtime per player on offense, defense and special teams

| | Tennessee Titans | | | | | | | Cleveland Browns | | | | | | | |
|----------------|------------------|---------|------|---------|------|---------------|-----|------------------|----|---------|------|---------|------|---------------|-----|
| | | Offense | | Defense | | Special Teams | | | | Offense | | Defense | | Special Teams | |
| R Saffold | G | 61 | 100% | | | 7 | 21% | J Landry | WR | 73 | 100% | | | 4 | 12% |
| J Conklin | T | 61 | 100% | | | 7 | 21% | C Hubbard | G | 73 | 100% | | | 2 | 6% |
| J Douglas | G | 61 | 100% | | | 7 | 21% | J Bitonio | G | 73 | 100% | | | 2 | 6% |
| D Kelly | T | 61 | 100% | | | 7 | 21% | J Tretter | C | 73 | 100% | | | 2 | 6% |
| B Jones | C | 61 | 100% | | | | | E Kush | G | 73 | 100% | | | 2 | 6% |
| M Mariota | QB | 59 | 97% | | | | | O Beckham | WR | 73 | 100% | | | | |
| C Davis | WR | 45 | 74% | | | | | B Mayfield | QB | 73 | 100% | | | | |
| J Smith | TE | 37 | 61% | | | | | D Njoku | TE | 66 | 90% | | | | |
| D Henry | RB | 36 | 59% | | | | | N Chubb | RB | 51 | 70% | | | | |
| M Pruitt | TE | 34 | 56% | | | 4 | 12% | J McCray | G | 46 | 63% | | | 1 | 3% |
| T Sharpe | WR | 30 | 49% | | | | | D Ratley | WR | 35 | 48% | | | 6 | 18% |
| D Walker | TE | 29 | 48% | | | | | R Higgins | WR | 32 | 44% | | | | |
| A Brown | WR | 26 | 43% | | | | | G Robinson | T | 23 | 32% | | | 1 | 3% |
| D Lewis | RB | 26 | 43% | | | | | D Harris | TE | 13 | 18% | | | 14 | 42% |
| A Humphries | WR | 22 | 36% | | | 6 | 18% | D Hilliard | RB | 13 | 18% | | | 13 | 39% |
| A Firkser | TE | 9 | 15% | | | 7 | 21% | D Johnson | RB | 9 | 12% | | | 10 | 30% |
| D Jennings | WR | 5 | 8% | | | 14 | 42% | K Lamm | T | 4 | 5% | | | 1 | 3% |
| D Fluellen | RB | 4 | 7% | | | 21 | 64% | J Schobert | LB | | | 61 | 100% | 7 | 21% |
| R Tannehill | QB | 2 | 3% | | | | | M Burnett | SS | | | 61 | 100% | 7 | 21% |
| D Bates | LB | 1 | 2% | 4 | 5% | 26 | 79% | C Kirksey | LB | | | 61 | 100% | 7 | 21% |
| D Quessenberry | G | 1 | 2% | | | 7 | 21% | D Ward | CB | | | 60 | 98% | 7 | 21% |
| A Jackson | CB | | | 73 | 100% | 1 | 3% | D Randall | FS | | | 60 | 98% | | |
| M Butler | CB | | | 70 | 96% | 3 | 9% | O Vernon | DE | | | 56 | 92% | 6 | 18% |
| K Vaccaro | SS | | | 69 | 95% | 8 | 24% | M Garrett | DE | | | 55 | 90% | 6 | 18% |
| K Byard | FS | | | 69 | 95% | 7 | 21% | S Richardson | DT | | | 51 | 84% | 5 | 15% |
| L Ryan | CB | | | 69 | 95% | 3 | 9% | L Ogunjobi | DT | | | 50 | 82% | 6 | 18% |
| J Brown | LB | | | 66 | 90% | 6 | 18% | G Williams | DB | | | 40 | 66% | 13 | 39% |
| H Landry | LB | | | 66 | 90% | 2 | 6% | J Whitehead | FS | | | 35 | 57% | 24 | 73% |
| R Evans | LB | | | 58 | 79% | | | T Mitchell | CB | | | 18 | 30% | 1 | 3% |
| J Casey | DT | | | 47 | 64% | 4 | 12% | T Carrie | CB | | | 15 | 25% | 4 | 12% |
| S Finch | LB | | | 41 | 56% | 23 | 70% | E Murray | FS | | | 11 | 18% | 14 | 42% |
| A Hooker | DB | | | 29 | 40% | 26 | 79% | D Lawrence | DT | | | 11 | 18% | 2 | 6% |
| D Jones | DE | | | 27 | 37% | 4 | 12% | D Ekuale | DT | | | 9 | 15% | 2 | 6% |
| I Mack | DT | | | 26 | 36% | 2 | 6% | C Smith | DE | | | 9 | 15% | 1 | 3% |
| C Wake | DE | | | 24 | 33% | | | C Thomas | DE | | | 5 | 8% | 8 | 24% |
| K Correa | LB | | | 20 | 27% | 10 | 30% | A Taylor | LB | | | 3 | 5% | 21 | 64% |
| W Woodyard | LB | | | 13 | 18% | 24 | 73% | T Thomas | CB | | | | | 31 | 94% |
| B Urban | DE | | | 11 | 15% | 7 | 21% | P Brown | TE | | | | | 26 | 79% |
| A Johnson | NT | | | 10 | 14% | 11 | 33% | M Wilson | LB | | | | | 24 | 73% |
| D Cruikshank | FS | | | 4 | 5% | 24 | 73% | K Hodge | WR | | | | | 24 | 73% |
| L Sims | CB | | | 4 | 5% | 16 | 48% | M Jefferson | LB | | | | | 20 | 61% |
| C Milton | CB | | | 3 | 4% | 19 | 58% | S Redwine | DB | | | | | 19 | 58% |
| B Kern | P | | | | | 14 | 42% | J Gillan | P | | | | | 8 | 24% |
| B Brinkley | LS | | | | | 14 | 42% | C Hughlett | LS | | | | | 7 | 21% |
| A Stinnie | G | | | | | 7 | | A Seibert | K | | | | | 5 | 15% |

TITANS FALL 19-17 TO COLTS AT NISSAN STADIUM

BY JIM WYATT
TITANS ONLINE
SEPTEMBER 15, 2019

NASHVILLE – The Titans honored a pair of legends on Sunday.

Unfortunately, they couldn't cap the day with a win as the Indianapolis Colts left town with a 19-17 win over the Titans before a sun-baked crowd at Nissan Stadium.

Titans quarterback Marcus Mariota completed 19-of-28 passes for 154 yards and a touchdown.

Running back Derrick Henry ran for 81 yards on 15 carries.

But the Titans didn't do enough to win it.

✓ @jwyattsports

Vrabel: @Titans have no time to feel sorry for themselves. Face the @Jaguars in four days.

It was an emotional day at Nissan Stadium, as the jersey numbers of former Titans quarterback Steve McNair (No.9) and running back Eddie George (No.27) were retired in a halftime ceremony.

The Titans took the lead on their first possession of the second half on a one-yard touchdown run by Henry, which made it 14-13.

The Titans stretched the lead to 17-13 a few minutes later on a 49-yard field goal by kicker Cairo Santos, which followed a fumble recovery by linebacker Harold Landry.

But the Colts regained the lead with 4:38 left on a four-yard touchdown pass from quarterback Jacoby Brissett to receiver T.Y. Hilton, which made it 19-17.

And the Titans couldn't rally.

With the loss, the Titans dropped to 1-1.

The Colts took an early 7-0 lead in a three-yard touchdown pass from Brissett to tight end Eric Ebron.

The Titans scored their first touchdown of the game on a one-yard touchdown pass from Mariota to tackle David Quessenberry, who lined up as an eligible receiver. The score capped a 10-play, 72-yard drive that saw Mariota go 6-of-6 while completing passes to six different targets.

The Colts answered back with a long touchdown drive of their own, capping it off with a 12-yard touchdown pass from Brissett to receiver Parris Campbell, which made it 13-7 after a missed PAT.

The Titans got the ball back late in the second quarter on an interception by cornerback Logan Ryan, his second in as many games, but couldn't do anything with it and the Colts led 13-7 at the half.

The Titans travel to Jacksonville to face the Jaguars on Thursday night.

###

Week 2

National Football League Game Summary

NFL Copyright © 2019 by The National Football League. All rights reserved. This summary and play-by-play is for the express purpose of assisting media in their coverage of the game; any other use of this material is prohibited without the written permission of the National Football League. Updated: 9/18/2019

Date: Sunday, 9/15/2019 Indianapolis Colts at Tennessee Titans Start Time: 12:04 PM Central
at Nissan Stadium, Nashville, TN

Game Day Weather

Game Weather: Sunny Temp: 93° F (33.9° C) Humidity: 45%, Wind: NE 1 mph
Played Outdoors on Turf: Grass Outdoor Weather: Sunny, Wind Chill: 98

Officials

Referee: Blakeman, Clete (34) Umpire: Rice, Jeff (44) Down Judge: Bergman, Jeff (32)
Line Judge: Symonette, Thomas (100) Field Judge: Larrew, Joe (73) Side Judge: Buchanan, Jimmy (86)
Back Judge: Paganelli, Perry (46) Replay Official: Sumstine, Matthew (0)

Lineups

| Indianapolis Colts | | | | Tennessee Titans | | | |
|--------------------|----------------|---------|---------------|------------------|--------------|---------|--------------|
| Offense | | Defense | | Offense | | Defense | |
| WR | 13 T.Hilton | DE | 99 J.Houston | WR | 11 A.Brown | NT | 90 D.Jones |
| LT | 74 A.Castonzo | NT | 92 M.Hunt | TE | 82 De.Walker | DT | 99 J.Casey |
| LG | 56 Q.Nelson | UT | 96 D.Autry | LT | 71 D.Kelly | OLB | 56 S.Finch |
| C | 78 R.Kelly | DE | 97 A.Muhammad | LG | 76 R.Saffold | ILB | 54 R.Evans |
| RG | 64 M.Glowinski | WLB | 53 D.Leonard | C | 60 B.Jones | ILB | 55 J.Brown |
| RT | 72 B.Smith | MLB | 50 A.Walker | RG | 75 J.Douglas | OLB | 58 H.Landry |
| TE | 84 J.Doyle | SAM | 49 M.Adams | RT | 78 J.Conklin | DB | 26 L.Ryan |
| WR | 14 Z.Pascal | CB | 23 K.Moore II | TE | 81 J.Smith | SS | 24 K.Vaccaro |
| QB | 7 J.Brissett | FS | 29 M.Hooker | TE | 85 M.Pruitt | FS | 31 K.Byard |
| WR | 11 D.Cain | SS | 26 C.Geathers | QB | 8 M.Mariota | CB | 21 M.Butler |
| RB | 25 M.Mack | CB | 35 P.Desir | RB | 22 D.Henry | CB | 25 A.Jackson |

Substitutions

K 4 A.Vinatieri, P 8 R.Sanchez, WR 15 P.Campbell, RB 20 J.Wilkins, RB 21 N.Hines, S 30 G.Odum, CB 31 Q.Wilson, CB 34 R.Ya-Sin, S 37 K.Willis, CB 38 R.Lewis, LB 44 Z.Franklin, LB 45 E.Speed, LS 46 L.Rhodes, DT 51 J.Ward, DE 52 B.Banogu, LB 58 B.Okereke, T/G 73 J.Haeg, WR 80 C.Rogers, TE 81 M.Alie-Cox, TE 85 E.Ebron, DT 90 G.Stewart, DE/DT 94 T.Lewis

Substitutions

P 6 B.Kern, K 7 C.Santos, WR 10 A.Humphries, WR 15 D.Jennings, WR 19 T.Sharpe, DB 29 D.Cruikshank, CB 30 C.Milton, RB 33 D.Lewis, CB 36 L.Sims, DB 37 A.Hooker, OLB 44 K.Correa, LS 48 B.Brinkley, LB 51 D.Long, LB 53 D.Bates, LB 59 W.Woodyard, T 61 A.Stinnie, OL 72 D.Quessenberry, WR 84 C.Davis, TE 86 A.Firkser, OLB 91 C.Wake, DE 92 M.Dickerson, DL 94 A.Johnson, DT 97 I.Mack

Did Not Play

QB 2 B.Hoyer, C 63 J.Andrews

Did Not Play

QB 17 R.Tannehill

Not Active

RB 33 J.Williams, CB 39 M.Tell III, S 42 R.Milligan, DE 57 K.Turay, T/G 62 L.Clark, TE 86 H.Hentges, DE 93 J.Sheard

Not Active

CB 23 T.Smith, RB 32 D.Fluellen, C 52 H.Grasu, OL 64 N.Davis, G/T 66 K.Pamphile, OLB 93 R.Gilbert, DE 96 B.Urban

Field Goals (made () & missed)

| | | C.Santos | | (49) 45WL | | | |
|----------|--------------------|----------|---|-----------|---|----|-------|
| | | 1 | 2 | 3 | 4 | OT | Total |
| VISITOR: | Indianapolis Colts | 7 | 6 | 0 | 6 | 0 | 19 |
| HOME: | Tennessee Titans | 0 | 7 | 10 | 0 | 0 | 17 |

Scoring Plays

| Team | Qtr | Time | Play Description (Extra Point) (Drive Info) | Visitor | Home |
|--------|-----|-------|--|---------|------|
| Colts | 1 | 8:53 | E.Ebron 3 yd. pass from J.Brissett (A.Vinatieri kick) (7-78, 4:19) | 7 | 0 |
| Titans | 2 | 14:55 | D.Quessenberry 1 yd. pass from M.Mariota (C.Santos kick) (10-72, 5:31) | 7 | 7 |
| Colts | 2 | 8:00 | P.Campbell 12 yd. pass from J.Brissett (kick failed, wl) (12-73, 6:55) | 13 | 7 |
| Titans | 3 | 11:31 | D.Henry 1 yd. run (C.Santos kick) (4-40, 1:38) | 13 | 14 |
| Titans | 3 | 4:35 | C.Santos 49 yd. Field Goal (5-14, 2:39) | 13 | 17 |
| Colts | 4 | 4:38 | T.Hilton 4 yd. pass from J.Brissett (kick failed, hru) (4-69, 2:03) | 19 | 17 |

Paid Attendance: 62,849

Time: 3:01

Final Individual Statistics

| Indianapolis Colts | | | | | | | | | Tennessee Titans | | | | | | | | |
|--------------------|-----|-----|-------|------|----|---------|----------------|------|------------------|-----|-------|-------------|------|-----|-----|----|------|
| RUSHING | | | | | | RUSHING | | | | | | RUSHING | | | | | |
| | ATT | YDS | AVG | LG | TD | | ATT | YDS | AVG | LG | TD | | ATT | YDS | AVG | LG | TD |
| J.Wilkins | 5 | 82 | 16.4 | 55 | 0 | D.Henry | 15 | 82 | 5.5 | 18 | 1 | M.Mariota | 5 | 32 | 6.4 | 15 | 0 |
| M.Mack | 20 | 51 | 2.6 | 10 | 0 | D.Lewis | 3 | 9 | 3.0 | 4 | 0 | A.Humphries | 1 | 1 | 1.0 | 1 | 0 |
| J.Brissett | 7 | 25 | 3.6 | 7 | 0 | Total | 24 | 124 | 5.2 | 18 | 1 | | | | | | |
| N.Hines | 2 | 9 | 4.5 | 5 | 0 | | | | | | | | | | | | |
| Total | 34 | 167 | 4.9 | 55 | 0 | | | | | | | | | | | | |
| PASSING | | | | | | | | | PASSING | | | | | | | | |
| ATT | CMP | YDS | SK/YD | TD | LG | IN | RT | ATT | CMP | YDS | SK/YD | TD | LG | IN | RT | | |
| J.Brissett | 28 | 17 | 146 | 3/25 | 3 | 19 | 1 | 95.2 | M.Mariota | 28 | 19 | 154 | 4/35 | 1 | 25 | 0 | 93.5 |
| Total | 28 | 17 | 146 | 3/25 | 3 | 19 | 1 | 95.2 | Total | 28 | 19 | 154 | 4/35 | 1 | 25 | 0 | 93.5 |
| PASS RECEIVING | | | | | | | | | PASS RECEIVING | | | | | | | | |
| TAR | REC | YDS | AVG | LG | TD | | | TAR | REC | YDS | AVG | LG | TD | | | | |
| T.Hilton | 6 | 4 | 43 | 10.8 | 19 | 1 | De.Walker | 6 | 4 | 39 | 9.8 | 15 | 0 | | | | |
| E.Ebron | 4 | 3 | 25 | 8.3 | 13 | 1 | C.Davis | 5 | 3 | 38 | 12.7 | 25 | 0 | | | | |
| C.Rogers | 4 | 3 | 24 | 8.0 | 15 | 0 | A.Brown | 5 | 3 | 25 | 8.3 | 11 | 0 | | | | |
| J.Doyle | 3 | 2 | 21 | 10.5 | 13 | 0 | T.Sharpe | 2 | 2 | 24 | 12.0 | 15 | 0 | | | | |
| M.Mack | 3 | 2 | 12 | 6.0 | 9 | 0 | D.Henry | 3 | 2 | 12 | 6.0 | 9 | 0 | | | | |
| P.Campbell | 1 | 1 | 12 | 12.0 | 12 | 1 | A.Humphries | 2 | 2 | -1 | -0.5 | 0 | 0 | | | | |
| N.Hines | 2 | 1 | 5 | 5.0 | 5 | 0 | D.Jennings | 1 | 1 | 11 | 11.0 | 11 | 0 | | | | |
| J.Wilkins | 1 | 1 | 4 | 4.0 | 4 | 0 | D.Lewis | 1 | 1 | 5 | 5.0 | 5 | 0 | | | | |
| M.Alie-Cox | 1 | 0 | 0 | 0.0 | 0 | 0 | D.Quessenberry | 1 | 1 | 1 | 1.0 | 1 | 1 | | | | |
| D.Cain | 1 | 0 | 0 | 0.0 | 0 | 0 | | | | | | | | | | | |
| Total | 26 | 17 | 146 | 8.6 | 19 | 3 | Total | 26 | 19 | 154 | 8.1 | 25 | 1 | | | | |
| INTERCEPTIONS | | | | | | | | | INTERCEPTIONS | | | | | | | | |
| NO | YDS | AVG | LG | TD | | | | NO | YDS | AVG | LG | TD | | | | | |
| | | | | | | | | | | | | | | | | | |
| | | | | | | | | | | | | | | | | | |
| | | | | | | | | | | | | | | | | | |
| | | | | | | | | | | | | | | | | | |
| | | | | | | | | | | | | | | | | | |
| | | | | | | | | | | | | | | | | | |
| | | | | | | | | | | | | | | | | | |
| | | | | | | | | | | | | | | | | | |
| | | | | | | | | | | | | | | | | | |
| | | | | | | | | | | | | | | | | | |
| | | | | | | | | | | | | | | | | | |
| | | | | | | | | | | | | | | | | | |
| | | | | | | | | | | | | | | | | | |
| | | | | | | | | | | | | | | | | | |
| | | | | | | | | | | | | | | | | | |
| | | | | | | | | | | | | | | | | | |
| | | | | | | | | | | | | | | | | | |
| | | | | | | | | | | | | | | | | | |
| | | | | | | | | | | | | | | | | | |
| | | | | | | | | | | | | | | | | | |
| | | | | | | | | | | | | | | | | | |
| | | | | | | | | | | | | | | | | | |
| | | | | | | | | | | | | | | | | | |
| | | | | | | | | | | | | | | | | | |
| | | | | | | | | | | | | | | | | | |
| | | | | | | | | | | | | | | | | | |
| | | | | | | | | | | | | | | | | | |
| | | | | | | | | | | | | | | | | | |
| | | | | | | | | | | | | | | | | | |
| | | | | | | | | | | | | | | | | | |
| | | | | | | | | | | | | | | | | | |
| | | | | | | | | | | | | | | | | | |
| | | | | | | | | | | | | | | | | | |
| | | | | | | | | | | | | | | | | | |
| | | | | | | | | | | | | | | | | | |
| | | | | | | | | | | | | | | | | | |
| | | | | | | | | | | | | | | | | | |
| | | | | | | | | | | | | | | | | | |
| | | | | | | | | | | | | | | | | | |
| | | | | | | | | | | | | | | | | | |
| | | | | | | | | | | | | | | | | | |
| | | | | | | | | | | | | | | | | | |
| | | | | | | | | | | | | | | | | | |
| | | </ | | | | | | | | | | | | | | | |

Indianapolis Colts

| FUMBLES | FUM | LOST | OWN-REC | YDS | TD | FORCED | OPP-REC | YDS | TD | OUT-BDS |
|------------|-----|------|---------|-----|----|--------|---------|-----|----|---------|
| J.Brissett | 1 | 1 | 0 | 0 | 0 | 0 | 0 | 0 | 0 | 0 |
| D.Autry | 0 | 0 | 0 | 0 | 0 | 1 | 0 | 0 | 0 | 0 |
| A.Muhammad | 0 | 0 | 0 | 0 | 0 | 1 | 0 | 0 | 0 | 0 |
| Total | 1 | 1 | 0 | 0 | 0 | 2 | 0 | 0 | 0 | 0 |

Tennessee Titans

| FUMBLES | FUM | LOST | OWN-REC | YDS | TD | FORCED | OPP-REC | YDS | TD | OUT-BDS |
|-----------|-----|------|---------|-----|----|--------|---------|-----|----|---------|
| D.Henry | 1 | 0 | 0 | 0 | 0 | 0 | 0 | 0 | 0 | 0 |
| M.Mariota | 1 | 0 | 0 | 0 | 0 | 0 | 0 | 0 | 0 | 0 |
| J.Conklin | 0 | 0 | 1 | 0 | 0 | 0 | 0 | 0 | 0 | 0 |
| D.Kelly | 0 | 0 | 1 | 0 | 0 | 0 | 0 | 0 | 0 | 0 |
| H.Landry | 0 | 0 | 0 | 0 | 0 | 0 | 1 | 0 | 0 | 0 |
| Total | 2 | 0 | 2 | 0 | 0 | 0 | 1 | 0 | 0 | 0 |

Final Team Statistics

| | Visitor Colts | Home Titans |
|---|------------------|----------------|
| TOTAL FIRST DOWNS | 21 | 18 |
| By Rushing | 11 | 9 |
| By Passing | 8 | 7 |
| By Penalty | 2 | 2 |
| THIRD DOWN EFFICIENCY | 7-14-50% | 1-10-10% |
| FOURTH DOWN EFFICIENCY | 1-1-100% | 0-1-0% |
| TOTAL NET YARDS | 288 | 243 |
| Total Offensive Plays (inc. times thrown passing) | 65 | 56 |
| Average gain per offensive play | 4.4 | 4.3 |
| NET YARDS RUSHING | 167 | 124 |
| Total Rushing Plays | 34 | 24 |
| Average gain per rushing play | 4.9 | 5.2 |
| Tackles for a loss-number and yards | 2-5 | 1-3 |
| NET YARDS PASSING | 121 | 119 |
| Times thrown - yards lost attempting to pass | 3-25 | 4-35 |
| Gross yards passing | 146 | 154 |
| PASS ATTEMPTS-COMPLETIONS-HAD INTERCEPTED | 28-17-1 | 28-19-0 |
| Avg gain per pass play (inc.# thrown passing) | 3.9 | 3.7 |
| KICKOFFS Number-In End Zone-Touchbacks | 4-3-3 | 4-3-2 |
| PUNTS Number and Average | 5-49.6 | 6-48.0 |
| Had Blocked | 0 | 0 |
| FGs - PATs Had Blocked | 0-0 | 0-0 |
| Net Punting Average | 40.4 | 41.0 |
| TOTAL RETURN YARDAGE (Not Including Kickoffs) | 42 | 26 |
| No. and Yards Punt Returns | 4-42 | 2-26 |
| No. and Yards Kickoff Returns | 2-38 | 1-26 |
| No. and Yards Interception Returns | 0-0 | 1-0 |
| PENALTIES Number and Yards | 8-65 | 5-75 |
| FUMBLES Number and Lost | 1-1 | 2-0 |
| TOUCHDOWNS | 3 | 2 |
| Rushing | 0 | 1 |
| Passing | 3 | 1 |
| EXTRA POINTS Made-Attempts | 1-3 | 2-2 |
| Kicking Made-Attempts | 1-3 | 2-2 |
| FIELD GOALS Made-Attempts | 0-0 | 1-2 |
| RED ZONE EFFICIENCY | 3-3-100% | 2-2-100% |
| GOAL TO GO EFFICIENCY | 2-2-100% | 2-2-100% |
| SAFETIES | 0 | 0 |
| FINAL SCORE | 19 | 17 |
| TIME OF POSSESSION | 31:54 | 28:06 |

Ball Possession And Drive Chart

Indianapolis Colts

| # | Time Recd | Time Lost | Time Poss | How Ball Obtained | Drive Began | # Play | Yds Gain | Yds Pen | Net Yds | 1st Down | Last Scrm | How Given Up |
|----|-----------|-----------|-----------|-------------------|-------------|--------|----------|---------|---------|----------|-----------|--------------|
| 1 | 13:12 | 8:53 | 4:19 | Punt | IND 22 | 7 | 32 | 46 | 78 | 4 | * TEN 3 | Touchdown |
| 2 | 7:25 | 5:26 | 1:59 | Punt | IND 18 | 3 | 13 | -9 | 4 | 0 | IND 22 | Punt |
| 3 | 14:55 | 8:00 | 6:55 | Kickoff | IND 27 | 12 | 79 | -6 | 73 | 6 | * TEN 12 | Touchdown |
| 4 | 3:52 | 2:21 | 1:31 | Punt | IND 44 | 3 | 4 | 0 | 4 | 0 | IND 48 | Interception |
| 5 | 1:13 | 0:00 | 1:13 | Punt | IND 10 | 8 | 41 | 0 | 41 | 3 | IND 36 | End of Half |
| 6 | 15:00 | 13:09 | 1:51 | Kickoff | IND 10 | 3 | 3 | 0 | 3 | 0 | IND 13 | Punt |
| 7 | 11:31 | 7:14 | 4:17 | Kickoff | IND 25 | 8 | 20 | 0 | 20 | 3 | TEN 37 | Fumble |
| 8 | 4:35 | 1:33 | 3:02 | Kickoff | IND 25 | 6 | 17 | -5 | 12 | 1 | IND 37 | Punt |
| 9 | 10:31 | 8:20 | 2:11 | Missed FG | IND 35 | 3 | 5 | 0 | 5 | 0 | IND 40 | Punt |
| 10 | 6:41 | 4:38 | 2:03 | Punt | IND 31 | 4 | 69 | 0 | 69 | 3 | * TEN 4 | Touchdown |
| 11 | 3:29 | 1:07 | 2:22 | Punt | IND 26 | 7 | 6 | 5 | 11 | 1 | IND 37 | Punt |
| 12 | 0:11 | 0:00 | 0:11 | Downs | IND 45 | 1 | -1 | 0 | -1 | 0 | IND 45 | End of Game |

(318) Average IND 26

Tennessee Titans

| # | Time Recd | Time Lost | Time Poss | How Ball Obtained | Drive Began | # Play | Yds Gain | Yds Pen | Net Yds | 1st Down | Last Scrm | How Given Up |
|----|-----------|-----------|-----------|-------------------|-------------|--------|----------|---------|---------|----------|-----------|--------------|
| 1 | 15:00 | 13:12 | 1:48 | Kickoff | TEN 28 | 3 | 9 | 0 | 9 | 0 | TEN 37 | Punt |
| 2 | 8:53 | 7:25 | 1:28 | Kickoff | TEN 25 | 3 | 9 | 0 | 9 | 0 | TEN 34 | Punt |
| 3 | 5:26 | 14:55 | 5:31 | Punt | TEN 28 | 10 | 72 | 0 | 72 | 6 | * IND 1 | Touchdown |
| 4 | 8:00 | 3:52 | 4:08 | Kickoff | TEN 25 | 5 | 0 | -10 | -10 | 1 | TEN 15 | Punt |
| 5 | 2:21 | 1:13 | 1:08 | Interception | TEN 40 | 5 | 13 | 0 | 13 | 1 | IND 47 | Punt |
| 6 | 13:09 | 11:31 | 1:38 | Punt | IND 40 | 4 | 38 | 2 | 40 | 4 | * IND 1 | Touchdown |
| 7 | 7:14 | 4:35 | 2:39 | Fumble | IND 45 | 5 | 14 | 0 | 14 | 1 | IND 31 | Field Goal |
| 8 | 1:33 | 10:31 | 6:02 | Punt | TEN 13 | 11 | 46 | 14 | 60 | 4 | IND 27 | Missed FG |
| 9 | 8:20 | 6:41 | 1:39 | Punt | TEN 20 | 3 | 5 | 0 | 5 | 0 | TEN 25 | Punt |
| 10 | 4:38 | 3:29 | 1:09 | Kickoff | TEN 25 | 3 | 9 | -5 | 4 | 0 | TEN 29 | Punt |
| 11 | 1:07 | 0:11 | 0:56 | Punt | TEN 28 | 6 | 27 | 0 | 27 | 1 | IND 45 | Downs |

(347) Average TEN 32

* inside opponent's 20

| Time of Possession by Quarter | | 1st | 2nd | 3rd | 4th | OT | Total |
|---------------------------------|--------------------|-------------------|------|--------------------|------|----|-------|
| Visitor | Indianapolis Colts | 6:18 | 9:39 | 9:10 | 6:47 | | 31:54 |
| Home | Tennessee Titans | 8:42 | 5:21 | 5:50 | 8:13 | | 28:06 |
| Kickoff Drive No.-Start Average | | Colts: 4 - IND 22 | | Titans: 4 - TEN 26 | | | |

Final Defensive Statistics

Indianapolis Colts

Regular Defensive Plays

Special Teams

Misc

| | TKL | AST | COMB | SK | / YDS | TFL | Q | IN | PD | FF | FR | TKL | AST | FF | FR | BL | TKL | AST | FF | FR |
|------------|-----|-----|------|----|-------|-----|---|----|----|----|----|-----|-----|----|----|----|-----|-----|----|----|
| D.Leonard | 6 | 4 | 10 | 1 | 7 | 1 | 1 | 0 | 0 | 0 | 0 | 0 | 0 | 0 | 0 | 0 | 0 | 0 | 0 | 0 |
| K.Willis | 6 | 1 | 7 | 0 | 0 | 0 | 0 | 0 | 0 | 0 | 0 | 0 | 0 | 0 | 0 | 0 | 0 | 0 | 0 | 0 |
| D.Autry | 4 | 0 | 4 | 2 | 20 | 2 | 2 | 0 | 0 | 1 | 0 | 0 | 0 | 0 | 0 | 0 | 0 | 0 | 0 | 0 |
| A.Muhammad | 4 | 0 | 4 | 0 | 0 | 1 | 0 | 0 | 0 | 1 | 0 | 0 | 0 | 0 | 0 | 0 | 0 | 0 | 0 | 0 |
| P.Desir | 4 | 0 | 4 | 0 | 0 | 1 | 0 | 0 | 0 | 0 | 0 | 0 | 0 | 0 | 0 | 0 | 0 | 0 | 0 | 0 |
| G.Stewart | 1 | 3 | 4 | 1 | 8 | 1 | 1 | 0 | 0 | 0 | 0 | 0 | 0 | 0 | 0 | 0 | 0 | 0 | 0 | 0 |
| J.Houston | 1 | 3 | 4 | 0 | 0 | 0 | 1 | 0 | 0 | 0 | 0 | 0 | 0 | 0 | 0 | 0 | 0 | 0 | 0 | 0 |
| M.Hooker | 3 | 0 | 3 | 0 | 0 | 0 | 0 | 0 | 0 | 0 | 0 | 0 | 0 | 0 | 0 | 0 | 0 | 0 | 0 | 0 |
| K.Moore II | 2 | 1 | 3 | 0 | 0 | 0 | 0 | 0 | 0 | 0 | 0 | 0 | 0 | 0 | 0 | 0 | 0 | 0 | 0 | 0 |
| C.Geathers | 2 | 1 | 3 | 0 | 0 | 0 | 0 | 0 | 0 | 0 | 0 | 0 | 0 | 0 | 0 | 0 | 0 | 0 | 0 | 0 |
| R.Ya-Sin | 1 | 2 | 3 | 0 | 0 | 0 | 0 | 0 | 0 | 0 | 0 | 0 | 0 | 0 | 0 | 0 | 0 | 0 | 0 | 0 |
| M.Adams | 2 | 0 | 2 | 0 | 0 | 0 | 0 | 0 | 0 | 0 | 0 | 0 | 0 | 0 | 0 | 0 | 0 | 0 | 0 | 0 |
| A.Walker | 1 | 0 | 1 | 0 | 0 | 0 | 0 | 0 | 0 | 0 | 0 | 0 | 0 | 0 | 0 | 0 | 0 | 0 | 0 | 0 |
| Q.Wilson | 1 | 0 | 1 | 0 | 0 | 0 | 0 | 0 | 0 | 0 | 0 | 0 | 0 | 0 | 0 | 0 | 0 | 0 | 0 | 0 |
| M.Hunt | 1 | 0 | 1 | 0 | 0 | 0 | 0 | 0 | 0 | 0 | 0 | 0 | 0 | 0 | 0 | 0 | 0 | 0 | 0 | 0 |
| T.Lewis | 0 | 1 | 1 | 0 | 0 | 0 | 0 | 0 | 0 | 0 | 0 | 0 | 0 | 0 | 0 | 0 | 0 | 0 | 0 | 0 |
| B.Okereke | 0 | 0 | 0 | 0 | 0 | 0 | 0 | 0 | 1 | 0 | 0 | 0 | 1 | 0 | 0 | 0 | 0 | 0 | 0 | 0 |
| Z.Pascal | 0 | 0 | 0 | 0 | 0 | 0 | 0 | 0 | 0 | 0 | 0 | 1 | 0 | 0 | 0 | 0 | 0 | 0 | 0 | 0 |
| R.Lewis | 0 | 0 | 0 | 0 | 0 | 0 | 0 | 0 | 0 | 0 | 0 | 0 | 2 | 0 | 0 | 0 | 0 | 0 | 0 | 0 |
| N.Hines | 0 | 0 | 0 | 0 | 0 | 0 | 0 | 0 | 0 | 0 | 0 | 0 | 1 | 0 | 0 | 0 | 0 | 0 | 0 | 0 |
| T.Hilton | 0 | 0 | 0 | 0 | 0 | 0 | 0 | 0 | 0 | 0 | 0 | 0 | 0 | 0 | 0 | 0 | 1 | 0 | 0 | 0 |
| J.Brissett | 0 | 0 | 0 | 0 | 0 | 0 | 0 | 0 | 0 | 0 | 0 | 0 | 0 | 0 | 0 | 0 | 1 | 0 | 0 | 0 |
| Total | 39 | 16 | 55 | 4 | 35 | 6 | 5 | 0 | 1 | 2 | 0 | 1 | 4 | 0 | 0 | 0 | 2 | 0 | 0 | 0 |

TKL = Tackle AST = Assist COMB = Combined QH=QB Hit IN = Interception PD = Pass Defense FF = Forced Fumble FR = Fumble Recovery

Tennessee Titans

Regular Defensive Plays

Special Teams

Misc

| | TKL | AST | COMB | SK | / YDS | TFL | QH | IN | PD | FF | FR | TKL | AST | FF | FR | BL | TKL | AST | FF | FR |
|--------------|-----|-----|------|----|-------|-----|----|----|----|----|----|-----|-----|----|----|----|-----|-----|----|----|
| J.Brown | 7 | 2 | 9 | 0 | 0 | 0 | 0 | 0 | 1 | 0 | 0 | 0 | 0 | 0 | 0 | 0 | 0 | 0 | 0 | 0 |
| K.Vaccaro | 6 | 2 | 8 | 0 | 0 | 0 | 0 | 0 | 0 | 0 | 0 | 0 | 0 | 0 | 0 | 0 | 0 | 0 | 0 | 0 |
| R.Evans | 4 | 3 | 7 | 0 | 0 | 1 | 0 | 0 | 0 | 0 | 0 | 0 | 0 | 0 | 0 | 0 | 0 | 0 | 0 | 0 |
| M.Butler | 5 | 1 | 6 | 0 | 0 | 0 | 0 | 0 | 1 | 0 | 0 | 0 | 0 | 0 | 0 | 0 | 0 | 0 | 0 | 0 |
| D.Jones | 5 | 1 | 6 | 0 | 0 | 0 | 0 | 0 | 0 | 0 | 0 | 0 | 0 | 0 | 0 | 0 | 0 | 0 | 0 | 0 |
| H.Landry | 4 | 2 | 6 | 1 | 0 | 1 | 1 | 0 | 0 | 0 | 1 | 0 | 0 | 0 | 0 | 0 | 0 | 0 | 0 | 0 |
| J.Casey | 3 | 2 | 5 | 0 | 0 | 0 | 0 | 0 | 0 | 0 | 0 | 0 | 0 | 0 | 0 | 0 | 0 | 0 | 0 | 0 |
| K.Byard | 4 | 0 | 4 | 0 | 0 | 0 | 0 | 0 | 0 | 0 | 0 | 0 | 1 | 0 | 0 | 0 | 0 | 0 | 0 | 0 |
| L.Ryan | 1 | 3 | 4 | 0 | 0 | 0 | 0 | 1 | 2 | 0 | 0 | 0 | 0 | 0 | 0 | 0 | 0 | 0 | 0 | 0 |
| S.Finch | 1 | 1 | 2 | 0 | 0 | 0 | 0 | 0 | 0 | 0 | 0 | 0 | 0 | 0 | 0 | 0 | 0 | 0 | 0 | 0 |
| I.Mack | 1 | 0 | 1 | 1 | 7 | 1 | 1 | 0 | 0 | 0 | 0 | 0 | 0 | 0 | 0 | 0 | 0 | 0 | 0 | 0 |
| C.Wake | 1 | 0 | 1 | 0 | 0 | 0 | 1 | 0 | 0 | 0 | 0 | 0 | 0 | 0 | 0 | 0 | 0 | 0 | 0 | 0 |
| A.Jackson | 1 | 0 | 1 | 0 | 0 | 0 | 0 | 0 | 0 | 0 | 0 | 0 | 0 | 0 | 0 | 0 | 0 | 0 | 0 | 0 |
| M.Dickerson | 0 | 0 | 0 | 0 | 0 | 0 | 1 | 0 | 0 | 0 | 0 | 0 | 0 | 0 | 0 | 0 | 0 | 0 | 0 | 0 |
| K.Correa | 0 | 0 | 0 | 0 | 0 | 0 | 0 | 0 | 1 | 0 | 0 | 0 | 0 | 0 | 0 | 0 | 0 | 0 | 0 | 0 |
| C.Milton | 0 | 0 | 0 | 0 | 0 | 0 | 0 | 0 | 0 | 0 | 0 | 1 | 1 | 0 | 0 | 0 | 0 | 0 | 0 | 0 |
| D.Jennings | 0 | 0 | 0 | 0 | 0 | 0 | 0 | 0 | 0 | 0 | 0 | 1 | 1 | 0 | 0 | 0 | 0 | 0 | 0 | 0 |
| D.Bates | 0 | 0 | 0 | 0 | 0 | 0 | 0 | 0 | 0 | 0 | 0 | 1 | 0 | 0 | 0 | 0 | 0 | 0 | 0 | 0 |
| D.Cruikshank | 0 | 0 | 0 | 0 | 0 | 0 | 0 | 0 | 0 | 0 | 0 | 0 | 2 | 0 | 0 | 0 | 0 | 0 | 0 | 0 |
| B.Brinkley | 0 | 0 | 0 | 0 | 0 | 0 | 0 | 0 | 0 | 0 | 0 | 0 | 1 | 0 | 0 | 0 | 0 | 0 | 0 | 0 |
| L.Sims | 0 | 0 | 0 | 0 | 0 | 0 | 0 | 0 | 0 | 0 | 0 | 0 | 1 | 0 | 0 | 0 | 0 | 0 | 0 | 0 |
| J.Conklin | 0 | 0 | 0 | 0 | 0 | 0 | 0 | 0 | 0 | 0 | 0 | 0 | 0 | 0 | 0 | 0 | 0 | 0 | 0 | 1 |
| D.Kelly | 0 | 0 | 0 | 0 | 0 | 0 | 0 | 0 | 0 | 0 | 0 | 0 | 0 | 0 | 0 | 0 | 0 | 0 | 0 | 1 |
| Total | 43 | 17 | 60 | 2 | 7 | 3 | 4 | 1 | 5 | 0 | 1 | 3 | 7 | 0 | 0 | 0 | 0 | 0 | 0 | 2 |

9/15/2019 at Nissan Stadium

Colts
Titans

| PERIOD SCORES | | TIME OF POSSESSION |
|---------------|--------|--------------------|
| 7 6 = 13 | Colts | 15:57 |
| 0 7 = 7 | Titans | 14:03 |

| Scoring Plays | | | | | |
|---------------|-----|-------|--|--------------|--------------|
| Team | Qtr | Time | Play Description (Extra Point) | (Drive Info) | Visitor Home |
| Colts | 1 | 8:53 | E.Ebron 3 yd. pass from J.Brissett (A.Vinatieri kick) (7-78, 4:19) | | 7 0 |
| Titans | 2 | 14:55 | D.Quessenberry 1 yd. pass from M.Mariota (C.Santos kick) (10-72, 5:31) | | 7 7 |
| Colts | 2 | 8:00 | P.Campbell 12 yd. pass from J.Brissett (kick failed, wl) (12-73, 6:55) | | 13 7 |

| | Indianapolis Colts | Tennessee Titans |
|--|--------------------|------------------|
| TOTAL FIRST DOWNS | 13 | 8 |
| First Downs Rushing-Passing-by Penalty | 5 - 6 - 2 | 3 - 5 - 0 |
| THIRD DOWN EFFICIENCY | 5-7-71% | 1-5-20% |
| TOTAL NET YARDS | 169 | 104 |
| Total Offensive Plays | 33 | 26 |
| NET YARDS RUSHING | 68 | 30 |
| NET YARDS PASSING | 101 | 74 |
| Gross Yards Passing | 108 | 94 |
| Times thrown-yards lost attempting to pass | 1-7 | 2-20 |
| Pass Attempts-Completions-Had Intercepted | 18 - 11 - 1 | 16 - 13 - 0 |
| Punts-Number and Average | 1 - 59 | 4 - 47 |
| Penalties-Number and Yards | 4 - 34 | 3 - 65 |
| Fumbles-Number and Lost | 0 - 0 | 2 - 0 |
| Red Zone Efficiency | 2-2-100% | 1-1-100% |
| Average Drive Start | IND 24 | TEN 29 |

| Indianapolis Colts | | | | | | | | | | Tennessee Titans | | | | | | | | | | | | | | | | | |
|--------------------|--|--|--|--|--|-----|-----|------|-------|------------------|-----------|----------------|------|-----------|--|--|-----|-----|-----|-----|------|-----|-------|----|----|----|-------|
| RUSHING | | | | | | ATT | YDS | AVG | LG | TD | RUSHING | | | | | | ATT | YDS | AVG | LG | TD | | | | | | |
| M.Mack | | | | | | 9 | 32 | 3.6 | 10 | 0 | D.Henry | | | | | | 6 | 23 | 3.8 | 12 | 0 | | | | | | |
| J.Wilkins | | | | | | 1 | 15 | 15.0 | 15 | 0 | D.Lewis | | | | | | 1 | 4 | 4.0 | 4 | 0 | | | | | | |
| J.Brissett | | | | | | 2 | 12 | 6.0 | 7 | 0 | M.Mariota | | | | | | 1 | 3 | 3.0 | 3 | 0 | | | | | | |
| N.Hines | | | | | | 2 | 9 | 4.5 | 5 | 0 | | | | | | | | | | | | | | | | | |
| Total | | | | | | 14 | 68 | 4.9 | 15 | 0 | Total | | | | | | 8 | 30 | 3.8 | 12 | 0 | | | | | | |
| PASSING | | | | | | ATT | CMP | YDS | SK/YD | TD | LG | IN | RT | PASSING | | | | | | ATT | CMP | YDS | SK/YD | TD | LG | IN | RT |
| J.Brissett | | | | | | 18 | 11 | 108 | 1/7 | 2 | 19 | 1 | 91.9 | M.Mariota | | | | | | 16 | 13 | 94 | 2/20 | 1 | 15 | 0 | 112.0 |
| Total | | | | | | 18 | 11 | 108 | 1/7 | 2 | 19 | 1 | 91.9 | Total | | | | | | 16 | 13 | 94 | 2/20 | 1 | 15 | 0 | 112.0 |
| PASS RECEIVING | | | | | | TAR | REC | YDS | AVG | LG | TD | PASS RECEIVING | | | | | | TAR | REC | YDS | AVG | LG | TD | | | | |
| T.Hilton | | | | | | 4 | 3 | 39 | 13.0 | 19 | 0 | De.Walker | | | | | | 4 | 3 | 35 | 11.7 | 15 | 0 | | | | |
| E.Ebron | | | | | | 4 | 3 | 25 | 8.3 | 13 | 1 | C.Davis | | | | | | 3 | 2 | 13 | 6.5 | 7 | 0 | | | | |
| C.Rogers | | | | | | 4 | 3 | 24 | 8.0 | 15 | 0 | A.Humphries | | | | | | 2 | 2 | -1 | -0.5 | 0 | 0 | | | | |
| P.Campbell | | | | | | 1 | 1 | 12 | 12.0 | 12 | 1 | T.Sharpe | | | | | | 1 | 1 | 15 | 15.0 | 15 | 0 | | | | |
| J.Doyle | | | | | | 1 | 1 | 8 | 8.0 | 8 | 0 | D.Jennings | | | | | | 1 | 1 | 11 | 11.0 | 11 | 0 | | | | |
| M.Alie-Cox | | | | | | 1 | 0 | 0 | 0.0 | 0 | 0 | D.Henry | | | | | | 2 | 1 | 9 | 9.0 | 9 | 0 | | | | |
| M.Mack | | | | | | 1 | 0 | 0 | 0.0 | 0 | 0 | A.Brown | | | | | | 1 | 1 | 6 | 6.0 | 6 | 0 | | | | |
| | | | | | | | | | | | | D.Lewis | | | | | | 1 | 1 | 5 | 5.0 | 5 | 0 | | | | |
| | | | | | | | | | | | | D.Quessenberry | | | | | | 1 | 1 | 1 | 1.0 | 1 | 1 | | | | |
| Total | | | | | | 16 | 11 | 108 | 9.8 | 19 | 2 | Total | | | | | | 16 | 13 | 94 | 7.2 | 15 | 1 | | | | |

[illegible]

First Half Summary

| Tennessee Titans | | Regular Defensive Plays | | | | | | | | | | | Special Teams | | | | | Misc | | | |
|------------------|-----|-------------------------|------|----|-------|-----|----|----|----|----|----|---|---------------|-----|----|----|----|------|-----|----|----|
| | TKL | AST | COMB | SK | / YDS | TFL | QH | IN | PD | FF | FR | | TKL | AST | FF | FR | BL | TKL | AST | FF | FR |
| D.Jones | 4 | 1 | 5 | 0 | 0 | 0 | 0 | 0 | 0 | 0 | 0 | 0 | 0 | 0 | 0 | 0 | 0 | 0 | 0 | 0 | 0 |
| K.Vaccaro | 4 | 1 | 5 | 0 | 0 | 0 | 0 | 0 | 0 | 0 | 0 | 0 | 0 | 0 | 0 | 0 | 0 | 0 | 0 | 0 | 0 |
| M.Butler | 3 | 1 | 4 | 0 | 0 | 0 | 0 | 0 | 0 | 0 | 0 | 0 | 0 | 0 | 0 | 0 | 0 | 0 | 0 | 0 | 0 |
| K.Byard | 3 | 0 | 3 | 0 | 0 | 0 | 0 | 0 | 0 | 0 | 0 | 0 | 0 | 1 | 0 | 0 | 0 | 0 | 0 | 0 | 0 |
| Total | 14 | 3 | 17 | 0 | 0 | 0 | 0 | 0 | 0 | 0 | 0 | 0 | 0 | 1 | 0 | 0 | 0 | 0 | 0 | 0 | 0 |

Play By Play

First Quarter

9/15/2019

IND wins the coin toss and elects to defer. TEN elects to Receive, and IND elects to defend the south goal.

R.Sanchez kicks 63 yards from IND 35 to TEN 2. D.Jennings to TEN 28 for 26 yards (R.Lewis; N.Hines).

Tennessee Titans at 15:00, (1st play from scrimmage 14:51)

- 1-10-TEN 28 (14:51) (Shotgun) M.Mariota pass incomplete short middle to De.Walker.
- 2-10-TEN 28 (14:47) (No Huddle) D.Henry right tackle to TEN 25 for -3 yards (D.Autry, J.Houston).
- 3-13-TEN 25 (14:09) (Shotgun) M.Mariota pass short middle to De.Walker to TEN 37 for 12 yards (M.Hooker).
- 4-1-TEN 37 (13:25) (Punt formation) B.Kern punts 49 yards to IND 14, Center-B.Brinkley. C.Rogers to IND 32 for 18 yards (C.Milton).
PENALTY on IND-Z.Franklin, Offensive Holding, 10 yards, enforced at IND 32.

Indianapolis Colts at 13:12

- 1-10-IND 22 (13:12) J.Brissett pass short left to J.Doyle to IND 30 for 8 yards (M.Butler).
- 2-2-IND 30 (12:32) (Shotgun) M.Mack right tackle to IND 35 for 5 yards (D.Jones). R1
- 1-10-IND 35 (11:48) (Shotgun) J.Brissett sacked at IND 28 for -7 yards (I.Mack).
- 2-17-IND 28 (11:03) (Shotgun) J.Brissett pass short left to C.Rogers to IND 33 for 5 yards (L.Ryan; R.Evans).
- 3-12-IND 33 (10:16) (Shotgun) J.Brissett pass short right to E.Ebron pushed ob at IND 46 for 13 yards (A.Jackson). P2
- 1-10-IND 46 (9:40) J.Brissett pass incomplete deep middle to D.Cain.
PENALTY on TEN-A.Jackson, Defensive Pass Interference, 46 yards, enforced at IND 46 - No Play. X3
- 1-8-TEN 8 (9:32) (Shotgun) J.Brissett scrambles right end pushed ob at TEN 3 for 5 yards (K.Vaccaro).
- 2-3-TEN 3 (8:57) (Shotgun) J.Brissett pass short middle to E.Ebron for 3 yards, TOUCHDOWN. P4
A.Vinatieri extra point is GOOD, Center-L.Rhodes, Holder-R.Sanchez.

IND 7 TEN 0, 7 plays, 78 yards, 1 penalty, 4:19 drive, 6:07 elapsed

R.Sanchez kicks 65 yards from IND 35 to end zone, Touchback.

Tennessee Titans at 8:53

- 1-10-TEN 25 (8:53) (Shotgun) D.Henry up the middle to TEN 28 for 3 yards (D.Leonard).
- 2-7-TEN 28 (8:19) M.Mariota pass incomplete short left to D.Henry.
- 3-7-TEN 28 (8:13) (Shotgun) M.Mariota pass short middle to A.Brown to TEN 34 for 6 yards (D.Leonard; K.Moore II).
- 4-1-TEN 34 (7:37) (Punt formation) B.Kern punts 61 yards to IND 5, Center-B.Brinkley. C.Rogers to IND 18 for 13 yards (B.Brinkley; K.Byard).

Indianapolis Colts at 7:25

- 1-10-IND 18 (7:25) M.Mack left end pushed ob at IND 40 for 22 yards (K.Byard).
PENALTY on IND-R.Kelly, Offensive Holding, 9 yards, enforced at IND 18 - No Play.
- 1-19-IND 9 (6:55) J.Brissett pass incomplete short right to M.Alie-Cox.
Timeout #1 by IND at 06:50.
- 2-19-IND 9 (6:50) (Shotgun) M.Mack left guard to IND 11 for 2 yards (J.Brown).
- 3-17-IND 11 (6:22) (No Huddle, Shotgun) J.Brissett pass short right to T.Hilton to IND 22 for 11 yards (J.Brown).
- 4-6-IND 22 (5:41) (Punt formation) R.Sanchez punts 59 yards to TEN 19, Center-L.Rhodes. A.Jackson to TEN 28 for 9 yards (B.Okereke; R.Lewis).

Tennessee Titans at 5:26

- 1-10-TEN 28 (5:26) M.Mariota pass short left to D.Henry to TEN 37 for 9 yards (M.Adams).
- 2-1-TEN 37 (4:46) D.Henry right tackle to TEN 45 for 8 yards (K.Willis, D.Leonard). R1
- 1-10-TEN 45 (4:05) (Shotgun) M.Mariota pass short left to T.Sharpe ran ob at IND 40 for 15 yards. P2
- 1-10-IND 40 (3:51) (No Huddle) D.Henry left tackle to IND 38 for 2 yards (K.Willis, T.Lewis).
- 2-8-IND 38 (3:12) (Shotgun) M.Mariota pass short right to C.Davis to IND 32 for 6 yards (M.Adams).
- 3-2-IND 32 (2:30) (Shotgun) M.Mariota pass short right to De.Walker to IND 24 for 8 yards (P.Desir). P3
- 1-10-IND 24 (1:52) D.Henry right guard to IND 12 for 12 yards (D.Leonard). R4
- 1-10-IND 12 (1:11) (No Huddle) D.Henry right guard to IND 11 for 1 yard (A.Muhammad). FUMBLES (A.Muhammad), touched at IND 10, recovered by TEN-J.Conklin at IND 12. J.Conklin to IND 12 for no gain (D.Autry).
- 2-10-IND 12 (:24) (Shotgun) M.Mariota pass short middle to D.Jennings to IND 1 for 11 yards (D.Leonard; K.Willis). P5

END OF QUARTER

| | Time | | First Downs | | | | Efficiencies | |
|--------------------|-------|------|-------------|---|---|---|--------------|--------|
| | Score | Poss | R | P | X | T | 3 Down | 4 Down |
| Indianapolis Colts | 7 | 6:18 | 1 | 2 | 1 | 4 | 1/2 | 0/0 |
| Tennessee Titans | 0 | 8:42 | 2 | 3 | 0 | 5 | 1/3 | 0/0 |

Tennessee Titans continued.

1-1-IND 1 (15:00) M.Mariota pass short middle to D.Quessenberry for 1 yard, TOUCHDOWN.
C.Santos extra point is GOOD, Center-B.Brinkley, Holder-B.Kern.

P6

IND 7 TEN 7, 10 plays, 72 yards, 5:31 drive, 0:05 elapsed

C.Santos kicks 66 yards from TEN 35 to IND -1. P.Campbell MUFFS catch, and recovers at IND 6. P.Campbell to IND 27 for 21 yards (D.Jennings).

Indianapolis Colts at 14:55, (1st play from scrimmage 14:47)

1-10-IND 27 (14:47) J.Brissett pass incomplete short right to M.Mack [M.Dickerson].
2-10-IND 27 (14:43) (Shotgun) M.Mack up the middle to IND 35 for 8 yards (K.Vaccaro).
Timeout #2 by IND at 14:01.
3-2-IND 35 (14:01) (Shotgun) PENALTY on IND-J.Brissett, False Start, 5 yards, enforced at IND 35 - No Play.
3-7-IND 30 (14:01) (Shotgun) J.Brissett pass incomplete short left to T.Hilton.
PENALTY on TEN-M.Butler, Defensive Pass Interference, 9 yards, enforced at IND 30 - No Play.

X5

1-10-IND 39 (13:56) (Shotgun) M.Mack left end pushed ob at IND 40 for 1 yard (M.Butler).
2-9-IND 40 (13:22) (Shotgun) M.Mack left end to IND 42 for 2 yards (D.Jones).
3-7-IND 42 (12:35) (Shotgun) J.Brissett scrambles up the middle to IND 49 for 7 yards (L.Ryan).
1-10-IND 49 (11:50) (Shotgun) J.Brissett pass incomplete deep right to D.Cain.
PENALTY on IND-Q.Nelson, Offensive Holding, 10 yards, enforced at IND 49 - No Play.

R6

1-20-IND 39 (11:40) N.Hines left end to IND 44 for 5 yards (J.Brown; H.Landry).
2-15-IND 44 (10:57) J.Brissett pass incomplete short left to E.Ebron (K.Correa).
3-15-IND 44 (10:52) (Shotgun) J.Brissett pass deep left to T.Hilton to TEN 37 for 19 yards (M.Butler).
1-10-TEN 37 (10:11) M.Mack left guard to TEN 27 for 10 yards (K.Vaccaro).
1-10-TEN 27 (9:30) J.Wilkins left end to TEN 12 for 15 yards (K.Byard).

P7

R8

R9

1-10-TEN 12 (8:48) M.Mack left guard to TEN 12 for no gain (K.Vaccaro; D.Jones).
2-10-TEN 12 (8:05) (Shotgun) J.Brissett pass short left to P.Campbell for 12 yards, TOUCHDOWN.
A.Vinatieri extra point is No Good, Wide Left, Center-L.Rhodes, Holder-R.Sanchez.

P10

IND 13 TEN 7, 12 plays, 73 yards, 1 penalty, 6:55 drive, 7:00 elapsed

R.Sanchez kicks 65 yards from IND 35 to end zone, Touchback.

Tennessee Titans at 8:00

1-10-TEN 25 (8:00) M.Mariota pass short right to C.Davis ran ob at TEN 32 for 7 yards.
2-3-TEN 32 (7:21) D.Lewis left tackle to TEN 36 for 4 yards (D.Leonard).
1-10-TEN 36 (6:38) (No Huddle) M.Mariota scrambles up the middle to TEN 39 for 3 yards (A.Muhammad).
2-7-TEN 39 (5:56) (Shotgun) M.Mariota pass short right to A.Humphries to TEN 38 for -1 yards (P.Desir).
3-8-TEN 38 (5:13) (Shotgun) M.Mariota right end to TEN 48 for 10 yards (P.Desir).
PENALTY on TEN-J.Conklin, Offensive Holding, 10 yards, enforced at TEN 38 - No Play.
3-18-TEN 28 (4:47) (Shotgun) M.Mariota sacked at TEN 15 for -13 yards (D.Autry). FUMBLES (D.Autry) [D.Autry], recovered by TEN-D.Kelly at TEN 15.
D.Kelly to TEN 15 for no gain (A.Muhammad).
4-31-TEN 15 (4:00) (Punt formation) B.Kern punts 41 yards to IND 44, Center-B.Brinkley, out of bounds.

R7

Indianapolis Colts at 3:52

1-10-IND 44 (3:52) M.Mack left guard to IND 47 for 3 yards (D.Jones).
2-7-IND 47 (3:14) (Shotgun) M.Mack up the middle to IND 48 for 1 yard (D.Jones, M.Butler).
3-6-IND 48 (2:26) (Shotgun) J.Brissett pass short right intended for T.Hilton INTERCEPTED by L.Ryan at TEN 40. L.Ryan to TEN 40 for no gain (T.Hilton).

Tennessee Titans at 2:21

1-10-TEN 40 (2:21) (Shotgun) M.Mariota pass incomplete short right to C.Davis.
2-10-TEN 40 (2:17) (Shotgun) M.Mariota pass short right to De.Walker to IND 45 for 15 yards (P.Desir).

P8

Two-Minute Warning

1-10-IND 45 (2:00) (Shotgun) M.Mariota pass short left to A.Humphries to IND 45 for no gain (A.Walker).
2-10-IND 45 (1:38) (Shotgun) M.Mariota sacked at TEN 48 for -7 yards (D.Autry).
Timeout #3 by IND at 01:28.
3-17-TEN 48 (1:28) (Shotgun) M.Mariota pass short left to D.Lewis to IND 47 for 5 yards (Q.Wilson) [J.Houston].
Penalty on TEN-C.Davis, Illegal Shift, declined.
4-12-IND 47 (1:21) (Punt formation) B.Kern punts 37 yards to IND 10, Center-B.Brinkley, fair catch by C.Rogers.

Indianapolis Colts vs Tennessee Titans at Nissan Stadium

Indianapolis Colts at 1:13

| | | |
|--------------------|---|-----|
| 1-10-IND 10 | (1:13) (Shotgun) J.Brissett pass short middle to E.Ebron to IND 19 for 9 yards (K.Vaccaro). | |
| 2-1-IND 19 | (:56) (No Huddle, Shotgun) J.Brissett pass short left to C.Rogers ran ob at IND 23 for 4 yards. | P11 |
| <u>1-10-IND 23</u> | (:52) (Shotgun) J.Brissett pass incomplete short right to C.Rogers. | |
| 2-10-IND 23 | (:48) (Shotgun) J.Brissett pass short right to T.Hilton to IND 32 for 9 yards (K.Byard). | |
| 3-1-IND 32 | (:28) (No Huddle, Shotgun) N.Hines up the middle to IND 36 for 4 yards (C.Wake, L.Ryan). | R12 |
| <u>1-10-IND 36</u> | (:14) J.Brissett spiked the ball to stop the clock. | |
| 2-10-IND 36 | (:14) (Shotgun) J.Brissett pass incomplete short right. | |
| 3-10-IND 36 | (:05) (Shotgun) J.Brissett pass short right to C.Rogers to TEN 49 for 15 yards (K.Byard). | P13 |

END OF QUARTER

| | Score | Time Poss | First Downs | | | | Efficiencies | |
|--------------------|-------|-----------|-------------|---|---|---|--------------|--------|
| | | | R | P | X | T | 3 Down | 4 Down |
| Indianapolis Colts | 13 | 9:39 | 4 | 4 | 1 | 9 | 4/5 | 0/0 |
| Tennessee Titans | 7 | 5:21 | 1 | 2 | 0 | 3 | 0/2 | 0/0 |

Play By Play

Third Quarter

9/15/2019

IND elects to Receive, and TEN elects to defend the South goal.

C.Santos kicks 62 yards from TEN 35 to IND 3. P.Campbell to IND 23 for 20 yards (D.Jennings; L.Sims).

PENALTY on IND-Z.Pascal, Illegal Double-Team Block, 10 yards, enforced at IND 20.

Penalty on IND-Z.Franklin, Offensive Holding, declined.

Indianapolis Colts at 15:00, (1st play from scrimmage 14:52)

- 1-10-IND 10 (14:52) M.Mack right end to IND 11 for 1 yard (R.Evans).
- 2-9-IND 11 (14:08) (Shotgun) J.Brissett scrambles right end pushed ob at IND 13 for 2 yards (R.Evans).
- 3-7-IND 13 (13:26) J.Brissett pass incomplete short left to D.Cain (M.Butler).
- 4-7-IND 13 (13:20) (Punt formation) R.Sanchez punts 44 yards to TEN 43, Center-L.Rhodes. A.Jackson pushed ob at IND 40 for 17 yards (Z.Pascal).

Tennessee Titans at 13:09

- 1-10-IND 40 (13:09) (Shotgun) M.Mariota right end pushed ob at IND 33 for 7 yards (C.Geathers).
- 2-3-IND 33 (12:40) (Shotgun) D.Henry up the middle to IND 28 for 5 yards (D.Leonard, G.Stewart). R9
- 1-10-IND 28 (12:03) (No Huddle, Shotgun) M.Mariota pass short middle to C.Davis to IND 3 for 25 yards (P.Desir). IND-P.Desir was injured during the play. P10
His return is Questionable.
- 1-3-IND 3 (11:39) (Shotgun) M.Mariota pass incomplete short right to J.Smith.
- PENALTY on IND-C.Geathers, Defensive Holding, 2 yards, enforced at IND 3 - No Play. X11
- 1-1-IND 1 (11:34) (Shotgun) D.Henry up the middle for 1 yard, TOUCHDOWN. R12
- C.Santos extra point is GOOD, Center-B.Brinkley, Holder-B.Kern.

IND 13 TEN 14, 4 plays, 40 yards, 1 penalty, 1:38 drive, 3:29 elapsed

C.Santos kicks 65 yards from TEN 35 to end zone, Touchback.

Indianapolis Colts at 11:31

- 1-10-IND 25 (11:31) J.Brissett pass short right to M.Mack to IND 34 for 9 yards (H.Landry).
- 2-1-IND 34 (11:01) (No Huddle, Shotgun) M.Mack left end to IND 39 for 5 yards (K.Vaccaro). R14
- 1-10-IND 39 (10:24) J.Wilkins left guard to IND 43 for 4 yards (M.Butler, H.Landry).
- 2-6-IND 43 (9:53) J.Wilkins left guard to IND 48 for 5 yards (K.Byard).
- 3-1-IND 48 (9:18) J.Brissett up the middle to TEN 48 for 4 yards (J.Brown). R15
- 1-10-TEN 48 (8:40) (Shotgun) J.Brissett pass short left to J.Doyle to TEN 35 for 13 yards (M.Butler). P16
- 1-10-TEN 35 (8:00) M.Mack up the middle to TEN 37 for -2 yards (R.Evans).
- 2-12-TEN 37 (7:21) (Shotgun) J.Brissett sacked at TEN 45 for -8 yards. FUMBLES, RECOVERED by TEN-H.Landry at IND 45. H.Landry to IND 45 for no gain (J.Brissett).
- Penalty on IND-T.Hilton, Illegal Shift, declined.

Tennessee Titans at 7:14

- 1-10-IND 45 (7:14) D.Henry right guard to IND 33 for 12 yards (M.Hooker). R13
- 1-10-IND 33 (6:37) M.Mariota sacked at IND 41 for -8 yards (G.Stewart).
- 2-18-IND 41 (5:54) (Shotgun) M.Mariota pass short right to D.Henry to IND 38 for 3 yards (K.Moore II).
- 3-15-IND 38 (5:17) M.Mariota scrambles right end pushed ob at IND 31 for 7 yards (C.Geathers).
- 4-8-IND 31 (4:40) (Field Goal formation) C.Santos 49 yard field goal is GOOD, Center-B.Brinkley, Holder-B.Kern.

IND 13 TEN 17, 5 plays, 14 yards, 2:39 drive, 10:25 elapsed

C.Santos kicks 65 yards from TEN 35 to end zone, Touchback.

Indianapolis Colts at 4:35

- 1-10-IND 25 (4:35) (Shotgun) J.Brissett pass incomplete short middle to J.Doyle (L.Ryan).
- 2-10-IND 25 (4:29) (Shotgun) M.Mack up the middle to IND 34 for 9 yards (J.Brown).
- 3-1-IND 34 (4:06) (No Huddle) M.Mack left guard to IND 35 for 1 yard (L.Ryan; R.Evans). R17
- 1-10-IND 35 (3:28) J.Brissett pass short left to J.Wilkins pushed ob at IND 39 for 4 yards (J.Brown).
- 2-6-IND 39 (2:50) J.Wilkins up the middle to IND 42 for 3 yards (J.Casey).
- 3-3-IND 42 (2:12) (Shotgun) PENALTY on IND-J.Brissett, False Start, 5 yards, enforced at IND 42 - No Play.
- 3-8-IND 37 (1:47) (Shotgun) J.Brissett pass incomplete short middle to N.Hines (J.Brown) [C.Wake].
- 4-8-IND 37 (1:40) (Punt formation) R.Sanchez punts 50 yards to TEN 13, Center-L.Rhodes, out of bounds.

Tennessee Titans at 1:33

- 1-10-TEN 13 (1:33) D.Henry right tackle to TEN 24 for 11 yards (M.Hunt). R14
- 1-10-TEN 24 (:52) D.Henry right tackle to TEN 30 for 6 yards (R.Ya-Sin, G.Stewart).
- 2-4-TEN 30 (:10) D.Henry up the middle to TEN 48 for 18 yards (K.Willis). R15

| Indianapolis Colts vs Tennessee Titans at Nissan Stadium | | | | | | | | |
|--|-------|-----------|-------------|---|---|---|--------------|--------|
| END OF QUARTER | Score | Time Poss | First Downs | | | | Efficiencies | |
| | | | R | P | X | T | 3 Down | 4 Down |
| Indianapolis Colts | 13 | 9:10 | 3 | 1 | 0 | 4 | 2/4 | 0/0 |
| Tennessee Titans | 17 | 5:50 | 5 | 1 | 1 | 7 | 0/1 | 0/0 |

Tennessee Titans continued.

| | | |
|--------------------|---|-----|
| <u>1-10-TEN 48</u> | (15:00) (Shotgun) D.Lewis left guard to 50 for 2 yards (J.Houston). | |
| 2-8-50 | (14:23) (No Huddle, Shotgun) M.Mariota pass short left to A.Brown ran ob at IND 39 for 11 yards. | P16 |
| <u>1-10-IND 39</u> | (13:48) (No Huddle) D.Henry right tackle to IND 39 for no gain (J.Houston; G.Stewart). | |
| 2-10-IND 39 | (13:21) (No Huddle, Shotgun) M.Mariota right end to IND 39 for no gain (K.Willis). | |
| 3-10-IND 39 | (12:46) (Shotgun) M.Mariota pass incomplete short left to C.Davis (Q.Wilson). | |
| | PENALTY on IND-Q.Wilson, Defensive Pass Interference, 14 yards, enforced at IND 39 - No Play. | X17 |
| <u>1-10-IND 25</u> | (12:41) D.Henry right end to IND 21 for 4 yards (D.Leonard; J.Houston). | |
| 2-6-IND 21 | (11:58) A.Humphries right end pushed ob at IND 20 for 1 yard (K.Willis). | |
| 3-5-IND 20 | (11:19) (Shotgun) M.Mariota sacked at IND 27 for -7 yards (D.Leonard). | |
| 4-12-IND 27 | (10:35) (Field Goal formation) C.Santos 45 yard field goal is No Good, Wide Left, Center-B.Brinkley, Holder-B.Kern. | |

Indianapolis Colts at 10:31

| | |
|-------------|---|
| 1-10-IND 35 | (10:31) (Shotgun) J.Brissett pass short left to N.Hines to IND 40 for 5 yards (S.Finch, R.Evans). |
| 2-5-IND 40 | (9:49) (Shotgun) M.Mack left end to IND 40 for no gain (H.Landry). |
| 3-5-IND 40 | (9:08) (Shotgun) J.Brissett sacked at IND 40 for 0 yards (H.Landry). |
| 4-5-IND 40 | (8:29) (Punt formation) R.Sanchez punts 60 yards to end zone, Center-L.Rhodes, Touchback. |

Tennessee Titans at 8:20

| | |
|-------------|--|
| 1-10-TEN 20 | (8:20) D.Henry right guard to TEN 22 for 2 yards (D.Leonard, R.Ya-Sin). |
| 2-8-TEN 22 | (7:38) D.Lewis left tackle to TEN 25 for 3 yards (A.Muhammad). |
| 3-5-TEN 25 | (6:58) M.Mariota pass incomplete deep middle to De.Walker. |
| 4-5-TEN 25 | (6:53) (Punt formation) B.Kern punts 55 yards to IND 20, Center-B.Brinkley. C.Rogers to IND 31 for 11 yards (D.Bates, D.Cruikshank). |

Indianapolis Colts at 6:41

| | | |
|--------------------|---|-----|
| 1-10-IND 31 | (6:41) (Shotgun) J.Brissett pass short middle to M.Mack to IND 34 for 3 yards (J.Brown, J.Casey). | |
| 2-7-IND 34 | (6:02) M.Mack up the middle to IND 41 for 7 yards (J.Casey, S.Finch). | R18 |
| <u>1-10-IND 41</u> | (5:25) J.Wilkins right guard pushed ob at TEN 4 for 55 yards (K.Vaccaro). | R19 |
| <u>1-4-TEN 4</u> | (4:42) (Shotgun) J.Brissett pass short left to T.Hilton for 4 yards, TOUCHDOWN. | P20 |
| | A.Vinatieri extra point is No Good, Hit Right Upright, Center-L.Rhodes, Holder-R.Sanchez. | |

IND 19 TEN 17, 4 plays, 69 yards, 2:03 drive, 10:22 elapsed

R.Sanchez kicks 65 yards from IND 35 to end zone, Touchback.

Tennessee Titans at 4:38

| | |
|-------------|--|
| 1-10-TEN 25 | (4:38) (Shotgun) M.Mariota pass incomplete short right to C.Davis (B.Okereke). |
| 2-10-TEN 25 | (4:33) (Shotgun) M.Mariota pass incomplete short left to A.Brown. |
| 3-10-TEN 25 | (4:28) (Shotgun) M.Mariota pass short middle to T.Sharpe to TEN 34 for 9 yards (K.Willis). |
| 4-1-TEN 34 | (3:38) (No Huddle) PENALTY on TEN-M.Mariota, Delay of Game, 5 yards, enforced at TEN 34 - No Play. |
| 4-6-TEN 29 | (3:38) (Punt formation) B.Kern punts 45 yards to IND 26, Center-B.Brinkley. C.Rogers to IND 26 for no gain (D.Cruikshank; C.Milton). |

Indianapolis Colts at 3:29

| | | |
|--------------------|---|-----|
| 1-10-IND 26 | (3:29) M.Mack left tackle to IND 30 for 4 yards (R.Evans). | |
| | PENALTY on TEN-J.Casey, Defensive Offside, 5 yards, enforced at IND 26 - No Play. | |
| 1-5-IND 31 | (3:26) (Shotgun) M.Mack left guard to IND 28 for -3 yards (H.Landry). | |
| | Timeout #1 by TEN at 03:20. | |
| 2-8-IND 28 | (3:20) (Shotgun) J.Brissett pass incomplete deep left to T.Hilton. | |
| 3-8-IND 28 | (3:15) (Shotgun) J.Brissett scrambles right end to IND 35 for 7 yards (J.Brown). | |
| | Timeout #1 by IND at 02:24. | |
| 4-1-IND 35 | (2:24) J.Brissett up the middle to IND 36 for 1 yard (J.Casey). | R21 |
| | Timeout #2 by TEN at 02:20. | |
| <u>1-10-IND 36</u> | (2:20) M.Mack up the middle to IND 37 for 1 yard (K.Vaccaro; J.Casey). | |
| | Timeout #3 by TEN at 02:14. | |
| 2-9-IND 37 | (2:14) M.Mack right guard to IND 37 for no gain (R.Evans, J.Brown). | |

Two-Minute Warning

| | |
|------------|--|
| 3-9-IND 37 | (2:00) (Shotgun) M.Mack up the middle to IND 37 for no gain (D.Jones). |
|------------|--|

Indianapolis Colts vs Tennessee Titans at Nissan Stadium

4-9-IND 37 (1:14) (Punt formation) R.Sanchez punts 35 yards to TEN 28, Center-L.Rhodes, out of bounds.

Tennessee Titans at 1:07

1-10-TEN 28 (1:07) (Shotgun) M.Mariota pass short left to De.Walker to TEN 32 for 4 yards (K.Moore II).

2-6-TEN 32 (:49) (No Huddle, Shotgun) M.Mariota scrambles right guard to TEN 47 for 15 yards (M.Hooker).

1-10-TEN 47 (:31) (No Huddle) M.Mariota spiked the ball to stop the clock.

2-10-TEN 47 (:31) (Shotgun) M.Mariota pass short right to A.Brown to IND 45 for 8 yards (C.Geathers; R.Ya-Sin).

3-2-IND 45 (:15) M.Mariota spiked the ball to stop the clock.

4-2-IND 45 (:13) (Shotgun) M.Mariota pass incomplete short right to A.Brown.

R18

Indianapolis Colts at 0:11

1-10-IND 45 (:11) J.Brissett kneels to IND 44 for -1 yards.

END OF QUARTER

| | Score | Time Poss | First Downs | | | | Efficiencies | |
|--------------------|-------|-----------|-------------|---|---|---|--------------|--------|
| | | | R | P | X | T | 3 Down | 4 Down |
| Indianapolis Colts | 19 | 6:47 | 3 | 1 | 0 | 4 | 0/3 | 1/1 |
| Tennessee Titans | 17 | 8:13 | 1 | 1 | 1 | 3 | 0/4 | 0/1 |

Miscellaneous Statistics Report

Indianapolis Colts vs Tennessee Titans

9/15/2019 at Nissan Stadium

Ten Longest Plays for Indianapolis Colts

| Yards | Qtr | Play Start | Play Description |
|-------|-----|-------------|--|
| 55 | 4 | 1-10-IND 41 | (5:25) J.Wilkins right guard pushed ob at TEN 4 for 55 yards (K.Vaccaro). |
| 19 | 2 | 3-15-IND 44 | (10:52) (Shotgun) J.Brissett pass deep left to T.Hilton to TEN 37 for 19 yards (M.Butler). |
| 15 | 2 | 1-10-TEN 27 | (9:30) J.Wilkins left end to TEN 12 for 15 yards (K.Byard). |
| 15 | 2 | 3-10-IND 36 | (:05) (Shotgun) J.Brissett pass short right to C.Rogers to TEN 49 for 15 yards (K.Byard). |
| 13 | 1 | 3-12-IND 33 | (10:16) (Shotgun) J.Brissett pass short right to E.Ebron pushed ob at IND 46 for 13 yards (A.Jackson). |
| 13 | 3 | 1-10-TEN 48 | (8:40) (Shotgun) J.Brissett pass short left to J.Doyle to TEN 35 for 13 yards (M.Butler). |
| 12 | 2 | 2-10-TEN 12 | (8:05) (Shotgun) J.Brissett pass short left to P.Campbell for 12 yards, TOUCHDOWN. |
| 11 | 1 | 3-17-IND 11 | (6:22) (No Huddle, Shotgun) J.Brissett pass short right to T.Hilton to IND 22 for 11 yards (J.Brown). |
| 10 | 2 | 1-10-TEN 37 | (10:11) M.Mack left guard to TEN 27 for 10 yards (K.Vaccaro). |
| 9 | 2 | 1-10-IND 10 | (1:13) (Shotgun) J.Brissett pass short middle to E.Ebron to IND 19 for 9 yards (K.Vaccaro). |

Ten Longest Plays for Tennessee Titans

| Yards | Qtr | Play Start | Play Description |
|-------|-----|-------------|--|
| 25 | 3 | 1-10-IND 28 | (12:03) (No Huddle, Shotgun) M.Mariota pass short middle to C.Davis to IND 3 for 25 yards (P.Desir). IND-P.Desir was |
| 18 | 3 | 2-4-TEN 30 | (:10) D.Henry up the middle to TEN 48 for 18 yards (K.Willis). |
| 15 | 1 | 1-10-TEN 45 | (4:05) (Shotgun) M.Mariota pass short left to T.Sharpe ran ob at IND 40 for 15 yards. |
| 15 | 2 | 2-10-TEN 40 | (2:17) (Shotgun) M.Mariota pass short right to De.Walker to IND 45 for 15 yards (P.Desir). |
| 15 | 4 | 2-6-TEN 32 | (:49) (No Huddle, Shotgun) M.Mariota scrambles right guard to TEN 47 for 15 yards (M.Hooker). |
| 12 | 1 | 3-13-TEN 25 | (14:09) (Shotgun) M.Mariota pass short middle to De.Walker to TEN 37 for 12 yards (M.Hooker). |
| 12 | 1 | 1-10-IND 24 | (1:52) D.Henry right guard to IND 12 for 12 yards (D.Leonard). |
| 12 | 3 | 1-10-IND 45 | (7:14) D.Henry right guard to IND 33 for 12 yards (M.Hooker). |
| 11 | 1 | 2-10-IND 12 | (:24) (Shotgun) M.Mariota pass short middle to D.Jennings to IND 1 for 11 yards (D.Leonard; K.Willis). |
| 11 | 3 | 1-10-TEN 13 | (1:33) D.Henry right tackle to TEN 24 for 11 yards (M.Hunt). |

Touchdown Scoring Information

| | | Offense | Defense | Special Teams |
|---------|--------------------|---------|---------|---------------|
| VISITOR | Indianapolis Colts | 3 | 0 | 0 |
| HOME | Tennessee Titans | 2 | 0 | 0 |

Player Scoring Information

| Club | Player | TD | Rush TD | Rec TD | KO TD | Punt TD | Int TD | Fum TD | Misc TD | FG | XP | 2Pt Rush | 2Pt Rec | Sfty | Points |
|------|----------------|----|---------|--------|-------|---------|--------|--------|---------|----|----|----------|---------|------|--------|
| IND | T.Hilton | 0 | 0 | 1 | 0 | 0 | 0 | 0 | 0 | 0 | 0 | 0 | 0 | 0 | 6 |
| IND | E.Ebron | 0 | 0 | 1 | 0 | 0 | 0 | 0 | 0 | 0 | 0 | 0 | 0 | 0 | 6 |
| IND | P.Campbell | 0 | 0 | 1 | 0 | 0 | 0 | 0 | 0 | 0 | 0 | 0 | 0 | 0 | 6 |
| IND | A.Vinatieri | 0 | 0 | 0 | 0 | 0 | 0 | 0 | 0 | 0 | 1 | 0 | 0 | 0 | 1 |
| TEN | D.Henry | 0 | 1 | 0 | 0 | 0 | 0 | 0 | 0 | 0 | 0 | 0 | 0 | 0 | 6 |
| TEN | D.Quessenberry | 0 | 0 | 1 | 0 | 0 | 0 | 0 | 0 | 0 | 0 | 0 | 0 | 0 | 6 |
| TEN | C.Santos | 0 | 0 | 0 | 0 | 0 | 0 | 0 | 0 | 1 | 2 | 0 | 0 | 0 | 5 |

Possession Detail

| | First Half | | Second Half | | Game | |
|-----------------------------|------------|-------|-------------|-------|---------|-------|
| | Visitor | Home | Visitor | Home | Visitor | Home |
| Largest Lead | 7 | 0 | 2 | 4 | 7 | 4 |
| Drives Leading | 3 | 0 | 3 | 3 | 6 | 3 |
| Time of Possession Leading | 4:43 | 0:00 | 4:24 | 10:20 | 9:07 | 10:20 |
| Largest Deficit | 0 | -7 | -4 | -2 | -4 | -7 |
| Drives Trailing | 0 | 4 | 4 | 3 | 4 | 7 |
| Time of Possession Trailing | 0:00 | 12:15 | 11:33 | 3:43 | 11:33 | 15:58 |
| Times Score Tied Up | | 1 | | 0 | | 1 |
| Lead Changes | | 2 | | 2 | | 4 |

Playtime Percentage

Percent of playtime per player on offense, defense and special teams

| Indianapolis Colts | | | | | | | | | Tennessee Titans | | | | | | | | |
|--------------------|----|---------|------|---------|------|---------------|-----|----------------|------------------|----|---------|----|---------|--|---------------|-----|--|
| | | Offense | | Defense | | Special Teams | | | | | Offense | | Defense | | Special Teams | | |
| A Castonzo | T | 70 | 100% | | | 3 | 12% | D Kelly | T | 59 | 100% | | | | 4 | 15% | |
| B Smith | G | 70 | 100% | | | 3 | 12% | R Saffold | G | 59 | 100% | | | | 4 | 15% | |
| Q Nelson | G | 70 | 100% | | | 3 | 12% | J Conklin | T | 59 | 100% | | | | 4 | 15% | |
| M Glowinski | G | 70 | 100% | | | 3 | 12% | J Douglas | G | 59 | 100% | | | | 4 | 15% | |
| R Kelly | C | 70 | 100% | | | | | M Mariota | QB | 59 | 100% | | | | | | |
| J Brissett | QB | 70 | 100% | | | | | B Jones | C | 59 | 100% | | | | | | |
| T Hilton | WR | 63 | 90% | | | | | C Davis | WR | 49 | 83% | | | | | | |
| J Doyle | TE | 49 | 70% | | | | | A Humphries | WR | 33 | 56% | | | | | | |
| M Mack | RB | 49 | 70% | | | | | D Walker | TE | 33 | 56% | | | | | | |
| E Ebron | TE | 33 | 47% | | | | | T Sharpe | WR | 31 | 53% | | | | | | |
| D Cain | WR | 32 | 46% | | | | | D Henry | RB | 30 | 51% | | | | | | |
| Z Pascal | WR | 31 | 44% | | | 16 | 62% | J Smith | TE | 29 | 49% | | | | 4 | 15% | |
| C Rogers | WR | 28 | 40% | | | 6 | 23% | D Lewis | RB | 29 | 49% | | | | | | |
| M Alie-Cox | TE | 24 | 34% | | | 3 | 12% | M Pruitt | TE | 28 | 47% | | | | 14 | 54% | |
| P Campbell | WR | 18 | 26% | | | 4 | 15% | A Brown | WR | 27 | 46% | | | | | | |
| N Hines | RB | 13 | 19% | | | 2 | 8% | A Firkser | TE | 3 | 5% | | | | 9 | 35% | |
| J Wilkins | RB | 10 | 14% | | | 15 | 58% | D Bates | LB | 1 | 2% | | | | 22 | 85% | |
| D Leonard | LB | | | 59 | 100% | 4 | 15% | D Jennings | WR | 1 | 2% | | | | 13 | 50% | |
| M Hooker | FS | | | 59 | 100% | 3 | 12% | D Quessenberry | G | 1 | 2% | | | | 4 | 15% | |
| K Moore | CB | | | 58 | 98% | 6 | 23% | K Byard | FS | | | 70 | 100% | | 6 | 23% | |
| A Muhammad | DE | | | 49 | 83% | 7 | 27% | K Vaccaro | SS | | | 70 | 100% | | 4 | 15% | |
| R Ya-Sin | CB | | | 48 | 81% | 12 | 46% | M Butler | CB | | | 70 | 100% | | 1 | 4% | |
| D Autry | DT | | | 47 | 80% | 7 | 27% | L Ryan | CB | | | 70 | 100% | | | | |
| J Houston | LB | | | 45 | 76% | | | J Brown | LB | | | 67 | 96% | | 3 | 12% | |
| C Geathers | SS | | | 41 | 69% | 9 | 35% | R Evans | LB | | | 66 | 94% | | | | |
| A Walker | LB | | | 35 | 59% | 9 | 35% | H Landry | LB | | | 60 | 86% | | | | |
| T Lewis | DT | | | 31 | 53% | | | J Casey | DT | | | 55 | 79% | | 3 | 12% | |
| K Willis | SS | | | 29 | 49% | 11 | 42% | A Jackson | CB | | | 48 | 69% | | 5 | 19% | |
| M Hunt | DT | | | 28 | 47% | 10 | 38% | S Finch | LB | | | 42 | 60% | | 17 | 65% | |
| P Desir | CB | | | 28 | 47% | 2 | 8% | D Jones | NT | | | 38 | 54% | | 3 | 12% | |
| G Stewart | NT | | | 26 | 44% | 10 | 38% | I Mack | DT | | | 28 | 40% | | 3 | 12% | |
| M Adams | LB | | | 24 | 41% | 19 | 73% | K Correa | LB | | | 21 | 30% | | 15 | 58% | |
| Q Wilson | CB | | | 21 | 36% | | | A Hooker | FS | | | 17 | 24% | | 22 | 85% | |
| B Okereke | LB | | | 11 | 19% | 9 | 35% | C Wake | DE | | | 16 | 23% | | | | |
| B Banogu | DE | | | 7 | 12% | | | A Johnson | NT | | | 15 | 21% | | 7 | 27% | |
| J Ward | DT | | | 2 | 3% | 3 | 12% | M Dickerson | DT | | | 9 | 13% | | | | |
| G Odum | FS | | | 1 | 2% | 23 | 88% | W Woodyard | LB | | | 6 | 9% | | 15 | 58% | |
| R Lewis | CB | | | | | 23 | 88% | D Cruikshank | SS | | | 1 | 1% | | 22 | 85% | |
| Z Franklin | LB | | | | | 23 | 88% | L Sims | CB | | | 1 | 1% | | 15 | 58% | |
| R Sanchez | P | | | | | 12 | 46% | C Milton | CB | | | | | | 18 | 69% | |
| E Speed | LB | | | | | 11 | 42% | D Long | LB | | | | | | 13 | 50% | |
| L Rhodes | LS | | | | | 8 | 31% | B Kern | P | | | | | | 10 | 38% | |
| J Haeg | G | | | | | 3 | 12% | B Brinkley | LS | | | | | | 10 | 38% | |
| A Vinatieri | K | | | | | 3 | 12% | C Santos | K | | | | | | 8 | 31% | |
| | | | | | | | | A Stinnie | G | | | | | | 4 | 15% | |

TITANS FALL FLAT IN 20-7 LOSS TO JAGUARS

**BY JIM WYATT
TITANS ONLINE
SEPTEMBER 20, 2019**

JACKSONVILLE, Fla. – Rain fell from the Florida sky here on Thursday night, but it didn't wash away the Titans' sins.

And on this night, there were plenty.

A primetime game against the Jacksonville Jaguars produced disappointing results here at TIAA Bank Field – a 20-7 loss when not many things went right.

"We have to be better in all areas of football," Titans safety Kevin Byard said. "We have to go back home, watch the film, look ourselves in the mirror and find a way to get better."

Titans quarterback Marcus Mariota completed 23-of-40 passes for 304 yards, but most of his success came when it was too late. Mariota was sacked nine times in the contest and has now been sacked 17 times in the team's first three contests.

Running back Derrick Henry couldn't get going, as he was contained by Jacksonville defense nine months after racking up 238 yards and four touchdowns against the Jaguars in their last meeting. Henry finished the game with just 44 yards on 17 carries, including a one-yard touchdown.

The Titans had beaten the Jaguars four straight and six of seven games heading into the contest.

But the streak ended, as the Titans dropped to 1-2.

"I'm frustrated," Mariota said. "We didn't come out and play very well. ... It's gut-check, to be honest with you. You lose two division games within a span of five days, and it's a wake-up call. I think we have the guys in the building to bounce back. I believe in these guys and we are going to find ways to get better and get ready to go next week."

It was a dreadful start for the Titans, and things never really got a whole lot better.

Return man Adoree' Jackson muffed a punt after the Titans defense got an early stop, and the Jaguars recovered at the Tennessee 10-yard line. On the very next play, Jaguars quarterback Gardner Minshew connected with tight end James O'Shaughnessy for a 10-yard touchdown to give Jacksonville an early 7-0 lead.

"I was just trying to make a play," Jackson said. "It was just a big mistake on my part."

It became 14-0 not long after, as Minshew directed another drive and capped it off with a 22-yard touchdown pass to DJ Chark. Titans cornerback Malcolm Butler was in coverage on a pair of big completions on the drive.

The Titans hurt themselves further with nine penalties for 101 yards.

"I think there's a lot of guys that fought, and I think there's a lot of guys that competed," Titans coach Mike Vrabel said. "We'll have to find out if everybody was doing that. Judging by the score, that's probably not the case. So we'll watch the tape and make sure the guys who are playing with great effort and finish play more for us."

Mariota completed just 6-of-16 passes for 62 yards in the first half, as the Titans managed just five first downs.

The Titans put together their best drive of the game on their opening drive of the second half. But they turned the ball over on downs after failing to convert a 4th and 6 from the Jacksonville 11 as Mariota was sacked. On the drive, Mariota connected with receiver Tajae Sharpe for a 47-yard gain, but the Titans couldn't take advantage of it. A pair of passes to tight end Delanie Walker from the 11-yard line fell incomplete.

The Jaguars then drove the field and extended their lead to 17-0 on a 40-

yard field goal by kicker Josh Lambo.

"We have to do a better job of getting off to a faster start," Sharpe said. "Jacksonville started fast, and we didn't. We had too many penalties and mistakes – we shot ourselves in the foot. We didn't do a good enough job of finishing drives. There's a lot of stuff we have to correct."

The Titans finally got on the scoreboard with 12:04 left in the contest on a one-yard touchdown run by Henry, which capped a six-play, 66-yard drive. Mariota connected with Walker and receiver Corey Davis for big plays on the drive to set up the score.

Lambo added a 48-yard field goal with 7:34 left, however, as the Jaguars stretched their lead to 20-7. And the Titans couldn't find a way to close the gap.

The Titans travel to Atlanta to face the Falcons on September 29.

"I think the mindset needs to be, 'Be ready to come into work', but I don't want anyone to be frantic," guard Rodger Saffold said. "It is still really early. I want to be able to learn from this, and I want to have a growth mindset and find out what we need to do to get better."

###

National Football League Game Summary

NFL Copyright © 2019 by The National Football League. All rights reserved. This summary and play-by-play is for the express purpose of assisting media in their coverage of the game; any other use of this material is prohibited without the written permission of the National Football League. Updated: 9/20/2019

Date: Thursday, 9/19/2019 Tennessee Titans at Jacksonville Jaguars Start Time: 8:22 PM Eastern
at TIAA Bank Field, Jacksonville, FL

Game Day Weather
Game Weather: Light rain Temp: 73° F (22.8° C) Humidity: 87%, Wind: NE 9mph mph
Played Outdoor on Turf: Grass

| Officials | | |
|---------------------------------|-----------------------------------|---------------------------------|
| Referee: Hochuli, Shawn (83) | Umpire: King, Paul (121) | Down Judge: Camp, Ed (134) |
| Line Judge: Bradley, Greg (98) | Field Judge: Hill, Tom (97) | Side Judge: Coleman, James (95) |
| Back Judge: Martinez, Rich (39) | Replay Official: Madsen, Carl (0) | |

| Tennessee Titans | | | | Jacksonville Jaguars | | | |
|------------------|-------------|---------|-----------|----------------------|-----------------|---------|------------|
| Offense | | Defense | | Offense | | Defense | |
| WR 84 | C.Davis | DT 99 | J.Casey | WR 12 | D.Westbrook | DE 41 | J.Allen |
| TE 81 | J.Smith | NT 90 | D.Jones | LT 74 | C.Robinson | NT 99 | M.Dareus |
| LT 71 | D.Kelly | DT 97 | I.Mack | LG 68 | A.Norwell | DT 93 | C.Campbell |
| LG 76 | R.Saffold | OLB 56 | S.Finch | C 65 | B.Linder | DE 91 | Y.Ngakoue |
| C 60 | B.Jones | ILB 54 | R.Evans | RG 60 | A.Cann | WLB 56 | Q.Williams |
| RG 75 | J.Douglas | ILB 55 | J.Brown | RT 75 | J.Taylor | MLB 44 | M.Jack |
| RT 78 | J.Conklin | OLB 58 | H.Landry | TE 80 | J.O'Shaughnessy | RCB 21 | A.Bouye |
| WR 11 | A.Brown | CB 26 | L.Ryan | WR 17 | D.Chark | LCB 20 | J.Ramsey |
| WR 10 | A.Humphries | SS 24 | K.Vaccaro | QB 15 | G.Minshew | FS 26 | J.Wilson |
| QB 8 | M.Mariota | FS 31 | K.Byard | TE 88 | S.DeValve | SS 36 | R.Harrison |
| RB 22 | D.Henry | CB 21 | M.Butler | RB 27 | L.Fournette | CB 25 | D.Hayden |

Substitutions Substitutions
P 6 B.Kern, K 7 C.Santos, WR 15 D.Jennings, WR 19 T.Sharpe, CB 23 T.Smith, CB 25 A.Jackson, DB 29 D.Cruikshank, RB 33 D.Lewis, CB 36 L.Sims, DB 37 A.Hooker, OLB 44 K.Correa, LS 48 B.Brinkley, LB 51 D.Long, LB 53 D.Bates, T 61 A.Stinnie, OL 72 D.Quessenberry, TE 82 De.Walker, TE 85 M.Pruitt, TE 86 A.Firkser, OLB 91 C.Wake, OLB 93 R.Gilbert, DL 94 A.Johnson, DE 96 B.Urban
K 4 J.Lambo, P 9 L.Cooke, WR 11 M.Lee, WR 18 C.Conley, S 22 C.Davis, RB 23 R.Armstead, RB 24 T.Ervin, CB 29 J.Robinson, CB 37 T.Herndon, S 42 A.Wingard, LS 46 M.Orzech, LB 48 L.Jacobs, LB 52 N.Goode, DE 55 L.McCray, LB 58 A.Calitro, G 69 T.Shatley, T 76 W.Richardson, T 77 C.Ogbuehi, WR 84 K.Cole, TE 87 G.Swaim, DT 90 T.Bryan, DE 94 D.Smoot, DT 95 A.Jones

Did Not Play Did Not Play
QB 17 R.Tannehill QB 1 J.Dobbs, G 70 B.Thomas

Not Active Not Active
CB 30 C.Milton, RB 32 D.Fluellen, C 52 H.Grasu, LB 59 W.Woodyard, OL 64 N.Davis, G/T 66 K.Pamphile, DE 92 M.Dickerson
WR 16 C.Board, CB 31 B.Borders, RB 33 D.Ozigbo, LB 57 D.Alexander, TE 89 J.Oliver, DT 98 D.Russell

| Field Goals (made () & missed) | | J.Lambo (40) (48) | | | | | | |
|---------------------------------|----------------------|-------------------|---|---|---|----|-------|--|
| | | 1 | 2 | 3 | 4 | OT | Total | |
| VISITOR: | Tennessee Titans | 0 | 0 | 0 | 7 | 0 | 7 | |
| HOME: | Jacksonville Jaguars | 14 | 0 | 3 | 3 | 0 | 20 | |

| Scoring Plays | | | | | | | |
|-------------------------|-----|-------|--|--------------|---------|------------|----|
| Team | Qtr | Time | Play Description (Extra Point) | (Drive Info) | Visitor | Home | |
| Jaguars | 1 | 13:02 | J.O'Shaughnessy 7 yd. pass from G.Minshew (J.Lambo kick) (1-7, 0:05) | | | 0 | 7 |
| Jaguars | 1 | 6:36 | D.Chark 22 yd. pass from G.Minshew (J.Lambo kick) (6-62, 3:32) | | | 0 | 14 |
| Jaguars | 3 | 7:54 | J.Lambo 40 yd. Field Goal (7-58, 3:33) | | | 0 | 17 |
| Titans | 4 | 12:04 | D.Henry 1 yd. run (C.Santos kick) (7-66, 2:42) | | | 7 | 17 |
| Jaguars | 4 | 7:34 | J.Lambo 48 yd. Field Goal (9-45, 4:30) | | | 7 | 20 |
| Paid Attendance: 58,613 | | | | | | Time: 3:01 | |

Final Individual Statistics

Tennessee Titans

| RUSHING | ATT | YDS | AVG | LG | TD |
|-----------|-----|-----|-----|----|----|
| D.Henry | 17 | 44 | 2.6 | 11 | 1 |
| M.Mariota | 6 | 34 | 5.7 | 12 | 0 |
| D.Lewis | 3 | 13 | 4.3 | 5 | 0 |
| Total | 26 | 91 | 3.5 | 12 | 1 |

| PASSING | ATT | CMP | YDS | SK/YD | TD | LG | IN | RT |
|-----------|-----|-----|-----|-------|----|----|----|------|
| M.Mariota | 40 | 23 | 304 | 9/55 | 0 | 47 | 0 | 81.7 |
| Total | 40 | 23 | 304 | 9/55 | 0 | 47 | 0 | 81.7 |

| PASS RECEIVING | TAR | REC | YDS | AVG | LG | TD |
|----------------|-----|-----|-----|------|----|----|
| De.Walker | 9 | 7 | 64 | 9.1 | 29 | 0 |
| A.Humphries | 9 | 6 | 93 | 15.5 | 30 | 0 |
| C.Davis | 4 | 3 | 44 | 14.7 | 19 | 0 |
| T.Sharpe | 3 | 2 | 70 | 35.0 | 47 | 0 |
| J.Smith | 3 | 2 | 20 | 10.0 | 20 | 0 |
| D.Lewis | 1 | 1 | 7 | 7.0 | 7 | 0 |
| A.Brown | 5 | 1 | 4 | 4.0 | 4 | 0 |
| D.Henry | 2 | 1 | 2 | 2.0 | 2 | 0 |
| D.Jennings | 2 | 0 | 0 | 0.0 | 0 | 0 |
| Total | 38 | 23 | 304 | 13.2 | 47 | 0 |

| INTERCEPTIONS | NO | YDS | AVG | LG | TD |
|---------------|----|-----|-----|----|----|
| Total | 0 | 0 | 0 | 0 | 0 |

| PUNTING | NO | YDS | AVG | NET | TB | IN20 | LG |
|---------|----|-----|------|------|----|------|----|
| B.Kern | 8 | 372 | 46.5 | 40.1 | 2 | 4 | 63 |
| Total | 8 | 372 | 46.5 | 40.1 | 2 | 4 | 63 |

| PUNT RETURNS | NO | YDS | AVG | FC | LG | TD |
|-----------------|----|-----|-----|----|----|----|
| A.Jackson | 1 | 0 | 0.0 | 1 | 0 | 0 |
| A.Humphries | 0 | 0 | 0.0 | 1 | 0 | 0 |
| [DOWNED] | 1 | 0 | 0.0 | 0 | 0 | 0 |
| [OUT OF BOUNDS] | 2 | 0 | 0.0 | 0 | 0 | 0 |
| Total | 1 | 0 | 0.0 | 2 | 0 | 0 |

| KICKOFF RETURNS | NO | YDS | AVG | FC | LG | TD |
|-----------------|----|-----|------|----|----|----|
| D.Jennings | 1 | 25 | 25.0 | 0 | 25 | 0 |
| [TOUCHBACK] | 4 | 0 | 0.0 | 0 | 0 | 0 |
| Total | 1 | 25 | 25.0 | 0 | 25 | 0 |

Jacksonville Jaguars

| RUSHING | ATT | YDS | AVG | LG | TD |
|-------------|-----|-----|-----|----|----|
| L.Fournette | 15 | 66 | 4.4 | 69 | 0 |
| G.Minshew | 4 | 18 | 4.5 | 10 | 0 |
| D.Westbrook | 1 | 4 | 4.0 | 4 | 0 |
| Total | 20 | 88 | 4.4 | 69 | 0 |

| PASSING | ATT | CMP | YDS | SK/YD | TD | LG | IN | RT |
|-----------|-----|-----|-----|-------|----|----|----|-------|
| G.Minshew | 30 | 20 | 204 | 0/0 | 2 | 37 | 0 | 108.2 |
| Total | 30 | 20 | 204 | 0/0 | 2 | 37 | 0 | 108.2 |

| PASS RECEIVING | TAR | REC | YDS | AVG | LG | TD |
|-----------------|-----|-----|-----|------|----|----|
| L.Fournette | 8 | 6 | 26 | 4.3 | 9 | 0 |
| D.Westbrook | 9 | 5 | 46 | 9.2 | 28 | 0 |
| D.Chark | 5 | 4 | 76 | 19.0 | 37 | 1 |
| C.Conley | 3 | 2 | 30 | 15.0 | 15 | 0 |
| J.O'Shaughnessy | 3 | 2 | 18 | 9.0 | 11 | 1 |
| G.Swaim | 2 | 1 | 8 | 8.0 | 8 | 0 |
| Total | 30 | 20 | 204 | 10.2 | 37 | 2 |

| INTERCEPTIONS | NO | YDS | AVG | LG | TD |
|---------------|----|-----|-----|----|----|
| Total | 0 | 0 | 0 | 0 | 0 |

| PUNTING | NO | YDS | AVG | NET | TB | IN20 | LG |
|---------|----|-----|------|------|----|------|----|
| L.Cooke | 6 | 252 | 42.0 | 42.0 | 0 | 1 | 55 |
| Total | 6 | 252 | 42.0 | 42.0 | 0 | 1 | 55 |

| PUNT RETURNS | NO | YDS | AVG | FC | LG | TD |
|-----------------|----|-----|-----|----|----|----|
| D.Westbrook | 2 | 11 | 5.5 | 3 | 9 | 0 |
| [OUT OF BOUNDS] | 1 | 0 | 0.0 | 0 | 0 | 0 |
| [TOUCHBACK] | 2 | 0 | 0.0 | 0 | 0 | 0 |
| Total | 2 | 11 | 5.5 | 3 | 9 | 0 |

| KICKOFF RETURNS | NO | YDS | AVG | FC | LG | TD |
|-----------------|----|-----|-----|----|----|----|
| [TOUCHBACK] | 2 | 0 | 0.0 | 0 | 0 | 0 |
| Total | 0 | 0 | 0.0 | 0 | 0 | 0 |

Tennessee Titans

| FUMBLES | FUM | LOST | OWN-REC | YDS | TD | FORCED | OPP-REC | YDS | TD | OUT-BDS |
|-----------|-----|------|---------|-----|----|--------|---------|-----|----|---------|
| M.Mariota | 1 | 0 | 1 | 0 | 0 | 0 | 0 | 0 | 0 | 0 |
| C.Davis | 1 | 0 | 0 | 0 | 0 | 0 | 0 | 0 | 0 | 0 |
| A.Jackson | 1 | 1 | 0 | 0 | 0 | 0 | 0 | 0 | 0 | 0 |
| D.Lewis | 0 | 0 | 1 | 0 | 0 | 0 | 0 | 0 | 0 | 0 |
| Total | 3 | 1 | 2 | 0 | 0 | 0 | 0 | 0 | 0 | 0 |

Jacksonville Jaguars

| FUMBLES | FUM | LOST | OWN-REC | YDS | TD | FORCED | OPP-REC | YDS | TD | OUT-BDS |
|----------|-----|------|---------|-----|----|--------|---------|-----|----|---------|
| J.Allen | 0 | 0 | 0 | 0 | 0 | 1 | 0 | 0 | 0 | 0 |
| J.Ramsey | 0 | 0 | 0 | 0 | 0 | 1 | 0 | 0 | 0 | 0 |
| L.Jacobs | 0 | 0 | 0 | 0 | 0 | 0 | 1 | 0 | 0 | 0 |
| Total | 0 | 0 | 0 | 0 | 0 | 2 | 1 | 0 | 0 | 0 |

Final Team Statistics

| | Visitor Titans | Home Jaguars |
|---|-------------------|-----------------|
| TOTAL FIRST DOWNS | 21 | 12 |
| By Rushing | 5 | 2 |
| By Passing | 15 | 8 |
| By Penalty | 1 | 2 |
| THIRD DOWN EFFICIENCY | 8-17-47% | 2-11-18% |
| FOURTH DOWN EFFICIENCY | 0-1-0% | 0-1-0% |
| TOTAL NET YARDS | 340 | 292 |
| Total Offensive Plays (inc. times thrown passing) | 75 | 50 |
| Average gain per offensive play | 4.5 | 5.8 |
| NET YARDS RUSHING | 91 | 88 |
| Total Rushing Plays | 26 | 20 |
| Average gain per rushing play | 3.5 | 4.4 |
| Tackles for a loss-number and yards | 3-7 | 4-19 |
| NET YARDS PASSING | 249 | 204 |
| Times thrown - yards lost attempting to pass | 9-55 | 0-0 |
| Gross yards passing | 304 | 204 |
| PASS ATTEMPTS-COMPLETIONS-HAD INTERCEPTED | 40-23-0 | 30-20-0 |
| Avg gain per pass play (inc.# thrown passing) | 5.1 | 6.8 |
| KICKOFFS Number-In End Zone-Touchbacks | 2-2-2 | 5-4-4 |
| PUNTS Number and Average | 8-46.5 | 6-42.0 |
| Had Blocked | 0 | 0 |
| FGs - PATs Had Blocked | 0-0 | 0-0 |
| Net Punting Average | 40.1 | 42.0 |
| TOTAL RETURN YARDAGE (Not Including Kickoffs) | 0 | 11 |
| No. and Yards Punt Returns | 1-0 | 2-11 |
| No. and Yards Kickoff Returns | 1-25 | 0-0 |
| No. and Yards Interception Returns | 0-0 | 0-0 |
| PENALTIES Number and Yards | 9-101 | 4-30 |
| FUMBLES Number and Lost | 3-1 | 0-0 |
| TOUCHDOWNS | 1 | 2 |
| Rushing | 1 | 0 |
| Passing | 0 | 2 |
| EXTRA POINTS Made-Attempts | 1-1 | 2-2 |
| Kicking Made-Attempts | 1-1 | 2-2 |
| FIELD GOALS Made-Attempts | 0-0 | 2-2 |
| RED ZONE EFFICIENCY | 1-2-50% | 1-2-50% |
| GOAL TO GO EFFICIENCY | 1-1-100% | 1-2-50% |
| SAFETIES | 0 | 0 |
| FINAL SCORE | 7 | 20 |
| TIME OF POSSESSION | 35:16 | 24:44 |

Ball Possession And Drive Chart

Tennessee Titans

| # | Time Recd | Time Lost | Time Poss | How Ball Obtained | Drive Began | # Play | Yds Gain | Yds Pen | Net Yds | 1st Down | Last Scrm | How Given Up |
|----|-----------|-----------|-----------|-------------------|-------------|--------|----------|---------|---------|----------|-----------|--------------|
| 1 | 13:02 | 10:08 | 2:54 | Kickoff | TEN 25 | 5 | 14 | -10 | 4 | 1 | TEN 29 | Punt |
| 2 | 6:36 | 3:27 | 3:09 | Kickoff | TEN 26 | 5 | 28 | 0 | 28 | 1 | JAX 46 | Punt |
| 3 | 1:34 | 14:16 | 2:18 | Punt | TEN 44 | 5 | 20 | -10 | 10 | 1 | JAX 46 | Punt |
| 4 | 11:29 | 10:35 | 0:54 | Punt | TEN 33 | 3 | 4 | 0 | 4 | 0 | TEN 37 | Punt |
| 5 | 7:58 | 1:51 | 6:07 | Punt | TEN 21 | 10 | 42 | -20 | 22 | 2 | TEN 43 | Punt |
| 6 | 1:14 | 0:45 | 0:29 | Punt | JAX 44 | 3 | 0 | -10 | -10 | 0 | TEN 46 | Punt |
| 7 | 15:00 | 11:27 | 3:33 | Kickoff | TEN 25 | 9 | 55 | 0 | 55 | 2 | * JAX 11 | Downs |
| 8 | 7:54 | 1:03 | 6:51 | Kickoff | TEN 25 | 11 | 28 | 0 | 28 | 3 | JAX 47 | Punt |
| 9 | 14:46 | 12:04 | 2:42 | Punt | TEN 34 | 7 | 66 | 0 | 66 | 5 | * JAX 1 | Touchdown |
| 10 | 7:34 | 4:38 | 2:56 | Kickoff | TEN 25 | 5 | 3 | -10 | -7 | 1 | TEN 18 | Punt |
| 11 | 3:23 | 0:00 | 3:23 | Downs | TEN 4 | 12 | 81 | 0 | 81 | 5 | JAX 37 | End of Game |

(318) Average TEN 29

Jacksonville Jaguars

| # | Time Recd | Time Lost | Time Poss | How Ball Obtained | Drive Began | # Play | Yds Gain | Yds Pen | Net Yds | 1st Down | Last Scrm | How Given Up |
|----|-----------|-----------|-----------|-------------------|-------------|--------|----------|---------|---------|----------|-----------|--------------|
| 1 | 15:00 | 13:07 | 1:53 | Kickoff | JAX 25 | 3 | 19 | -10 | 9 | 0 | JAX 34 | Punt |
| 2 | 13:07 | 13:02 | 0:05 | Muffed Punt | TEN 7 | 1 | 7 | 0 | 7 | 1 | * TEN 7 | Touchdown |
| 3 | 10:08 | 6:36 | 3:32 | Punt | JAX 38 | 6 | 62 | 0 | 62 | 3 | TEN 22 | Touchdown |
| 4 | 3:27 | 1:34 | 1:53 | Punt | JAX 15 | 3 | 0 | 0 | 0 | 0 | JAX 15 | Punt |
| 5 | 14:16 | 11:29 | 2:47 | Punt | JAX 15 | 5 | 17 | 15 | 32 | 2 | JAX 47 | Punt |
| 6 | 10:35 | 7:58 | 2:37 | Punt | JAX 20 | 3 | 14 | -10 | 4 | 0 | JAX 24 | Punt |
| 7 | 1:51 | 1:14 | 0:37 | Punt | JAX 5 | 3 | 6 | 0 | 6 | 0 | JAX 11 | Punt |
| 8 | 0:45 | 0:00 | 0:45 | Punt | JAX 10 | 4 | 13 | 0 | 13 | 1 | JAX 24 | End of Half |
| 9 | 11:27 | 7:54 | 3:33 | Downs | JAX 20 | 7 | 58 | 0 | 58 | 2 | TEN 22 | Field Goal |
| 10 | 1:03 | 14:46 | 1:17 | Punt | JAX 20 | 3 | 3 | 0 | 3 | 0 | JAX 23 | Punt |
| 11 | 12:04 | 7:34 | 4:30 | Kickoff | JAX 25 | 9 | 19 | 26 | 45 | 2 | TEN 30 | Field Goal |
| 12 | 4:38 | 3:23 | 1:15 | Punt | JAX 22 | 5 | 74 | 0 | 74 | 1 | * TEN 4 | Downs |

(308) Average JAX 26

* inside opponent's 20

Time of Possession by Quarter

| | 1st | 2nd | 3rd | 4th | OT | Total |
|---------------------------|------|------|-------|------|----|-------|
| Visitor Tennessee Titans | 7:37 | 8:14 | 10:24 | 9:01 | | 35:16 |
| Home Jacksonville Jaguars | 7:23 | 6:46 | 4:36 | 5:59 | | 24:44 |

Kickoff Drive No.-Start Average

Titans: 5 - TEN 25

Jaguars: 2 - JAX 25

Final Defensive Statistics

| Tennessee Titans | Regular Defensive Plays | | | | | | | | | | | | Special Teams | | | | | Misc | | | |
|------------------|-------------------------|-----|------|----|-------|-----|---|----|----|----|----|--|---------------|-----|----|----|----|------|-----|----|----|
| | TKL | AST | COMB | SK | / YDS | TFL | Q | IN | PD | FF | FR | | TKL | AST | FF | FR | BL | TKL | AST | FF | FR |
| J.Brown | 6 | 4 | 10 | 0 | 0 | 0 | 0 | 0 | 0 | 0 | 0 | | 1 | 0 | 0 | 0 | 0 | 0 | 0 | 0 | 0 |
| K.Byard | 4 | 3 | 7 | 0 | 0 | 1 | 0 | 0 | 0 | 0 | 0 | | 0 | 0 | 0 | 0 | 0 | 0 | 0 | 0 | 0 |
| J.Casey | 3 | 3 | 6 | 0 | 0 | 0 | 1 | 0 | 0 | 0 | 0 | | 0 | 0 | 0 | 0 | 0 | 0 | 0 | 0 | 0 |
| M.Butler | 4 | 1 | 5 | 0 | 0 | 0 | 0 | 0 | 1 | 0 | 0 | | 0 | 0 | 0 | 0 | 0 | 0 | 0 | 0 | 0 |
| R.Evans | 1 | 3 | 4 | 0 | 0 | 0 | 1 | 0 | 0 | 0 | 0 | | 0 | 0 | 0 | 0 | 0 | 0 | 0 | 0 | 0 |
| S.Finch | 3 | 0 | 3 | 0 | 0 | 1 | 0 | 0 | 0 | 0 | 0 | | 0 | 0 | 0 | 0 | 0 | 0 | 0 | 0 | 0 |
| H.Landry | 1 | 2 | 3 | 0 | 0 | 1 | 0 | 0 | 0 | 0 | 0 | | 0 | 0 | 0 | 0 | 0 | 0 | 0 | 0 | 0 |
| K.Vaccaro | 1 | 2 | 3 | 0 | 0 | 0 | 0 | 0 | 0 | 0 | 0 | | 0 | 0 | 0 | 0 | 0 | 0 | 0 | 0 | 0 |
| A.Jackson | 2 | 0 | 2 | 0 | 0 | 1 | 0 | 0 | 0 | 0 | 0 | | 0 | 0 | 0 | 0 | 0 | 0 | 0 | 0 | 0 |
| R.Gilbert | 2 | 0 | 2 | 0 | 0 | 0 | 0 | 0 | 0 | 0 | 0 | | 0 | 0 | 0 | 0 | 0 | 0 | 0 | 0 | 0 |
| K.Correa | 1 | 0 | 1 | 0 | 0 | 1 | 0 | 0 | 0 | 0 | 0 | | 0 | 0 | 0 | 0 | 0 | 0 | 0 | 0 | 0 |
| D.Jones | 1 | 0 | 1 | 0 | 0 | 0 | 0 | 0 | 0 | 0 | 0 | | 0 | 0 | 0 | 0 | 0 | 0 | 0 | 0 | 0 |
| L.Ryan | 0 | 1 | 1 | 0 | 0 | 0 | 0 | 0 | 2 | 0 | 0 | | 0 | 0 | 0 | 0 | 0 | 0 | 0 | 0 | 0 |
| D.Bates | 0 | 0 | 0 | 0 | 0 | 0 | 0 | 0 | 0 | 0 | 0 | | 1 | 0 | 0 | 0 | 0 | 0 | 0 | 0 | 0 |
| A.Hooker | 0 | 0 | 0 | 0 | 0 | 0 | 0 | 0 | 0 | 0 | 0 | | 1 | 0 | 0 | 0 | 0 | 0 | 0 | 0 | 0 |
| M.Mariota | 0 | 0 | 0 | 0 | 0 | 0 | 0 | 0 | 0 | 0 | 0 | | 0 | 0 | 0 | 0 | 0 | 0 | 0 | 0 | 1 |
| D.Lewis | 0 | 0 | 0 | 0 | 0 | 0 | 0 | 0 | 0 | 0 | 0 | | 0 | 0 | 0 | 0 | 0 | 0 | 0 | 0 | 1 |
| Total | 29 | 19 | 48 | 0 | 0 | 5 | 2 | 0 | 3 | 0 | 0 | | 3 | 0 | 0 | 0 | 0 | 0 | 0 | 0 | 2 |

TKL = Tackle AST = Assist COMB = Combined QH=QB Hit IN = Interception PD = Pass Defense FF = Forced Fumble FR = Fumble Recovery

| Jacksonville Jaguars | Regular Defensive Plays | | | | | | | | | | | | Special Teams | | | | | Misc | | | |
|----------------------|-------------------------|-----|------|-----|-------|-----|----|----|----|----|----|--|---------------|-----|----|----|----|------|-----|----|----|
| | TKL | AST | COMB | SK | / YDS | TFL | QH | IN | PD | FF | FR | | TKL | AST | FF | FR | BL | TKL | AST | FF | FR |
| R.Harrison | 4 | 6 | 10 | 0 | 0 | 0 | 0 | 0 | 1 | 0 | 0 | | 0 | 0 | 0 | 0 | 0 | 0 | 0 | 0 | 0 |
| J.Ramsey | 5 | 4 | 9 | 0 | 0 | 0 | 0 | 0 | 0 | 1 | 0 | | 0 | 0 | 0 | 0 | 0 | 0 | 0 | 0 | 0 |
| Q.Williams | 4 | 4 | 8 | 0 | 0 | 0 | 0 | 0 | 0 | 0 | 0 | | 0 | 0 | 0 | 0 | 0 | 0 | 0 | 0 | 0 |
| C.Campbell | 7 | 0 | 7 | 3 | 22 | 4 | 5 | 0 | 0 | 0 | 0 | | 0 | 0 | 0 | 0 | 0 | 0 | 0 | 0 | 0 |
| D.Hayden | 4 | 0 | 4 | 0 | 0 | 0 | 0 | 0 | 0 | 0 | 0 | | 0 | 0 | 0 | 0 | 0 | 0 | 0 | 0 | 0 |
| J.Allen | 3 | 1 | 4 | 2 | 15 | 2 | 2 | 0 | 0 | 1 | 0 | | 0 | 0 | 0 | 0 | 0 | 0 | 0 | 0 | 0 |
| Y.Ngakoue | 2 | 2 | 4 | 0 | 0 | 0 | 0 | 0 | 0 | 0 | 0 | | 0 | 0 | 0 | 0 | 0 | 0 | 0 | 0 | 0 |
| J.Wilson | 2 | 2 | 4 | 0 | 0 | 0 | 0 | 0 | 0 | 0 | 0 | | 0 | 0 | 0 | 0 | 0 | 0 | 0 | 0 | 0 |
| D.Smoot | 2 | 1 | 3 | 2 | 7 | 2 | 2 | 0 | 0 | 0 | 0 | | 0 | 0 | 0 | 0 | 0 | 0 | 0 | 0 | 0 |
| T.Bryan | 2 | 1 | 3 | 1 | 5 | 1 | 2 | 0 | 0 | 0 | 0 | | 0 | 0 | 0 | 0 | 0 | 0 | 0 | 0 | 0 |
| L.Jacobs | 2 | 1 | 3 | 0.5 | 3 | 0 | 1 | 0 | 0 | 0 | 0 | | 0 | 0 | 0 | 1 | 0 | 0 | 0 | 0 | 0 |
| N.Goode | 2 | 1 | 3 | 0 | 0 | 0 | 0 | 0 | 1 | 0 | 0 | | 0 | 0 | 0 | 0 | 0 | 0 | 0 | 0 | 0 |
| M.Dareus | 1 | 2 | 3 | 0.5 | 3 | 0 | 1 | 0 | 0 | 0 | 0 | | 0 | 0 | 0 | 0 | 0 | 0 | 0 | 0 | 0 |
| A.Bouye | 1 | 2 | 3 | 0 | 0 | 0 | 0 | 0 | 2 | 0 | 0 | | 0 | 0 | 0 | 0 | 0 | 0 | 0 | 0 | 0 |
| M.Jack | 2 | 0 | 2 | 0 | 0 | 1 | 0 | 0 | 0 | 0 | 0 | | 0 | 0 | 0 | 0 | 0 | 0 | 0 | 0 | 0 |
| A.Jones | 0 | 2 | 2 | 0 | 0 | 0 | 0 | 0 | 0 | 0 | 0 | | 0 | 0 | 0 | 0 | 0 | 0 | 0 | 0 | 0 |
| J.Lambo | 0 | 0 | 0 | 0 | 0 | 0 | 0 | 0 | 0 | 0 | 0 | | 1 | 0 | 0 | 0 | 0 | 0 | 0 | 0 | 0 |
| Total | 43 | 29 | 72 | 9 | 55 | 10 | 13 | 0 | 4 | 2 | 0 | | 1 | 0 | 0 | 1 | 0 | 0 | 0 | 0 | 0 |

First Half Summary

PERIOD SCORES

| | |
|---------|-----------|
| Titans | 0 0 = 0 |
| Jaguars | 14 0 = 14 |

TIME OF POSSESSION

| | |
|---------|-------|
| Titans | 15:51 |
| Jaguars | 14:09 |

Scoring Plays

| Team | Qtr | Time | Play Description (Extra Point) (Drive Info) | Visitor | Home |
|---------|-----|-------|--|---------|------|
| Jaguars | 1 | 13:02 | J.O'Shaughnessy 7 yd. pass from G.Minshew (J.Lambo kick) (1-7, 0:05) | 0 | 7 |
| Jaguars | 1 | 6:36 | D.Chark 22 yd. pass from G.Minshew (J.Lambo kick) (6-62, 3:32) | 0 | 14 |

| | Tennessee Titans | Jacksonville Jaguars |
|--|------------------|----------------------|
| TOTAL FIRST DOWNS | 5 | 7 |
| First Downs Rushing-Passing-by Penalty | 3 - 2 - 0 | 1 - 5 - 1 |
| THIRD DOWN EFFICIENCY | 2-8-25% | 1-6-17% |
| TOTAL NET YARDS | 108 | 138 |
| Total Offensive Plays | 31 | 28 |
| NET YARDS RUSHING | 52 | 13 |
| NET YARDS PASSING | 56 | 125 |
| Gross Yards Passing | 62 | 125 |
| Times thrown-yards lost attempting to pass | 1-6 | 0-0 |
| Pass Attempts-Completions-Had Intercepted | 16 - 6 - 0 | 18 - 13 - 0 |
| Punts-Number and Average | 6 - 43.8 | 5 - 41.8 |
| Penalties-Number and Yards | 7 - 65 | 3 - 30 |
| Fumbles-Number and Lost | 1 - 1 | 0 - 0 |
| Red Zone Efficiency | 0-0-0% | 1-1-100% |
| Average Drive Start | TEN 34 | JAX 28 |

Tennessee Titans

Jacksonville Jaguars

| RUSHING | | | | | | | | | RUSHING | | | | | | | | |
|----------------|-----|-----|-----|-------|----|-------------|-----------------|------|----------------|-----|------|------|-------|----|----|----|-------|
| | ATT | YDS | AVG | LG | TD | | | | | ATT | YDS | AVG | LG | TD | | | |
| D.Henry | 10 | 31 | 3.1 | 8 | 0 | G.Minshew | | | 4 | 18 | 4.5 | 10 | 0 | | | | |
| M.Mariota | 3 | 17 | 5.7 | 12 | 0 | D.Westbrook | | | 1 | 4 | 4.0 | 4 | 0 | | | | |
| D.Lewis | 1 | 4 | 4.0 | 4 | 0 | L.Fournette | | | 5 | -9 | -1.8 | 5 | 0 | | | | |
| Total | 14 | 52 | 3.7 | 12 | 0 | Total | | | 10 | 13 | 1.3 | 10 | 0 | | | | |
| PASSING | | | | | | | | | PASSING | | | | | | | | |
| | ATT | CMP | YDS | SK/YD | TD | LG | IN | RT | | ATT | CMP | YDS | SK/YD | TD | LG | IN | RT |
| M.Mariota | 16 | 6 | 62 | 1/6 | 0 | 30 | 0 | 49.5 | G.Minshew | 18 | 13 | 125 | 0/0 | 2 | 28 | 0 | 128.2 |
| Total | 16 | 6 | 62 | 1/6 | 0 | 30 | 0 | 49.5 | Total | 18 | 13 | 125 | 0/0 | 2 | 28 | 0 | 128.2 |
| PASS RECEIVING | | | | | | | | | PASS RECEIVING | | | | | | | | |
| | TAR | REC | YDS | AVG | LG | TD | | | | TAR | REC | YDS | AVG | LG | TD | | |
| A.Humphries | 4 | 2 | 33 | 16.5 | 30 | 0 | L.Fournette | | 6 | 4 | 18 | 4.5 | 9 | 0 | | | |
| T.Sharpe | 1 | 1 | 23 | 23.0 | 23 | 0 | D.Westbrook | | 5 | 3 | 39 | 13.0 | 28 | 0 | | | |
| A.Brown | 5 | 1 | 4 | 4.0 | 4 | 0 | D.Chark | | 2 | 2 | 27 | 13.5 | 22 | 1 | | | |
| De.Walker | 1 | 1 | 2 | 2.0 | 2 | 0 | J.O'Shaughnessy | | 3 | 2 | 18 | 9.0 | 11 | 1 | | | |
| J.Smith | 2 | 1 | 0 | 0.0 | 0 | 0 | C.Conley | | 1 | 1 | 15 | 15.0 | 15 | 0 | | | |
| C.Davis | 1 | 0 | 0 | 0.0 | 0 | 0 | G.Swaim | | 1 | 1 | 8 | 8.0 | 8 | 0 | | | |
| Total | 14 | 6 | 62 | 10.3 | 30 | 0 | Total | | 18 | 13 | 125 | 9.6 | 28 | 2 | | | |

Tennessee Titans

Regular Defensive Plays

Special Teams

Misc

| | TKL | AST | COMB | SK | / YDS | TFL | Q | IN | PD | FF | FR | TKL | AST | FF | FR | BL | TKL | AST | FF | FR |
|-----------|-----|-----|------|----|-------|-----|---|----|----|----|----|-----|-----|----|----|----|-----|-----|----|----|
| J.Brown | 4 | 3 | 7 | 0 | 0 | 0 | 0 | 0 | 0 | 0 | 0 | 1 | 0 | 0 | 0 | 0 | 0 | 0 | 0 | 0 |
| K.Byard | 1 | 2 | 3 | 0 | 0 | 0 | 0 | 0 | 0 | 0 | 0 | 0 | 0 | 0 | 0 | 0 | 0 | 0 | 0 | 0 |
| R.Evans | 1 | 2 | 3 | 0 | 0 | 0 | 0 | 0 | 0 | 0 | 0 | 0 | 0 | 0 | 0 | 0 | 0 | 0 | 0 | 0 |
| K.Vaccaro | 1 | 2 | 3 | 0 | 0 | 0 | 0 | 0 | 0 | 0 | 0 | 0 | 0 | 0 | 0 | 0 | 0 | 0 | 0 | 0 |
| Total | 7 | 9 | 16 | 0 | 0 | 0 | 0 | 0 | 0 | 0 | 0 | 1 | 0 | 0 | 0 | 0 | 0 | 0 | 0 | 0 |

9/19/2019 at TIAA Bank Field

[illegible]

Play By Play

First Quarter

9/19/2019

TEN wins the coin toss and elects to defer. JAX elects to Receive, and TEN elects to defend the north goal.

C.Santos kicks 65 yards from TEN 35 to end zone, Touchback.

Jacksonville Jaguars at 15:00

- 1-10-JAX 25 (15:00) L.Fournette up the middle to JAX 34 for 9 yards (K.Byard).
PENALTY on JAX-C.Robinson, Offensive Holding, 10 yards, enforced at JAX 25 - No Play.
- 1-20-JAX 15 (14:35) (Shotgun) G.Minshaw scrambles up the middle to JAX 19 for 4 yards (J.Brown).
- 2-16-JAX 19 (13:50) (Shotgun) G.Minshaw pass short right to C.Conley pushed ob at JAX 34 for 15 yards (A.Jackson).
- 3-1-JAX 34 (13:25) (Shotgun) G.Minshaw pass incomplete short right to J.O'Shaughnessy.
- 4-1-JAX 34 (13:22) L.Cooke punts 50 yards to TEN 16, Center-M.Orzech. A.Jackson MUFFS catch, touched at TEN 16, RECOVERED by JAX-L.Jacobs at TEN 7. L.Jacobs to TEN 7 for no gain (J.Brown).
Penalty on TEN-M.Butler, Offensive Holding, declined.

Jacksonville Jaguars at 13:07

- 1-7-TEN 7 (13:07) G.Minshaw pass short left to J.O'Shaughnessy for 7 yards, TOUCHDOWN. P1
J.Lambo extra point is GOOD, Center-M.Orzech, Holder-L.Cooke.

TEN 0 JAX 7, 1 plays, 7 yards, 0:05 drive, 1:58 elapsed

J.Lambo kicks 65 yards from JAX 35 to end zone, Touchback.

Tennessee Titans at 13:02

- 1-10-TEN 25 (13:02) D.Henry right end to TEN 27 for 2 yards (Y.Ngakoue).
- 2-8-TEN 27 (12:24) D.Henry up the middle to TEN 35 for 8 yards (R.Harrison; Q.Williams). R1
- 1-10-TEN 35 (11:37) (Shotgun) M.Mariota pass incomplete short left to J.Smith [J.Allen].
- 2-10-TEN 35 (11:31) D.Henry up the middle to TEN 42 for 7 yards (C.Campbell).
PENALTY on TEN-J.Douglas, Offensive Holding, 10 yards, enforced at TEN 35 - No Play.
- 2-20-TEN 25 (11:00) (Shotgun) D.Lewis up the middle to TEN 29 for 4 yards (D.Hayden).
- 3-16-TEN 29 (10:26) (Shotgun) M.Mariota pass incomplete deep left to A.Humphries.
- 4-16-TEN 29 (10:19) B.Kern punts 42 yards to JAX 29, Center-B.Brinkley. D.Westbrook to JAX 38 for 9 yards (D.Bates).

Jacksonville Jaguars at 10:08

- 1-10-JAX 38 (10:08) (Shotgun) G.Minshaw pass short left to D.Westbrook to JAX 44 for 6 yards (J.Brown; H.Landry).
- 2-4-JAX 44 (9:26) L.Fournette up the middle to JAX 49 for 5 yards (R.Evans; K.Vaccaro). R2
- 1-10-JAX 49 (8:42) G.Minshaw pass deep right to D.Westbrook pushed ob at TEN 23 for 28 yards (K.Byard). P3
- 1-10-TEN 23 (8:01) L.Fournette up the middle to TEN 26 for -3 yards (H.Landry).
- 2-13-TEN 26 (7:24) D.Westbrook right end to TEN 22 for 4 yards (R.Evans).
- 3-9-TEN 22 (6:42) (Shotgun) G.Minshaw pass deep left to D.Chark for 22 yards, TOUCHDOWN. P4
J.Lambo extra point is GOOD, Center-M.Orzech, Holder-L.Cooke.

TEN 0 JAX 14, 6 plays, 62 yards, 3:32 drive, 8:24 elapsed

J.Lambo kicks 64 yards from JAX 35 to TEN 1. D.Jennings to TEN 26 for 25 yards (J.Lambo).

Tennessee Titans at 6:36, (1st play from scrimmage 6:26)

- 1-10-TEN 26 (6:26) D.Henry up the middle to TEN 30 for 4 yards (Q.Williams; J.Ramsey).
- 2-6-TEN 30 (5:47) M.Mariota pass deep right to T.Sharpe to JAX 47 for 23 yards (J.Ramsey). P2
- 1-10-JAX 47 (5:02) D.Henry up the middle to JAX 46 for 1 yard (R.Harrison; Y.Ngakoue).
- 2-9-JAX 46 (4:26) M.Mariota pass short right to J.Smith to JAX 46 for no gain (J.Wilson).
- 3-9-JAX 46 (3:39) (Shotgun) M.Mariota pass incomplete deep right to A.Brown.
Penalty on TEN-A.Brown, Offensive Pass Interference, declined.
- 4-9-JAX 46 (3:34) B.Kern punts 31 yards to JAX 15, Center-B.Brinkley, fair catch by D.Westbrook.

Jacksonville Jaguars at 3:27

- 1-10-JAX 15 (3:27) (Shotgun) G.Minshaw pass short right to L.Fournette to JAX 17 for 2 yards (S.Finch).
- 2-8-JAX 17 (2:40) L.Fournette left end to JAX 10 for -7 yards (S.Finch, R.Evans).
- 3-15-JAX 10 (1:57) (Shotgun) G.Minshaw pass short right to D.Westbrook to JAX 15 for 5 yards (J.Brown).
Penalty on JAX-G.Swaim, Illegal Block Above the Waist, declined.
- 4-10-JAX 15 (1:42) L.Cooke punts 41 yards to TEN 44, Center-M.Orzech, fair catch by A.Jackson.

Tennessee Titans at 1:34

- 1-10-TEN 44 (1:34) (Shotgun) M.Mariota pass deep right to A.Humphries pushed ob at JAX 26 for 30 yards (Q.Williams). P3

Tennessee Titans vs Jacksonville Jaguars at TIAA Bank Field

1-10-JAX 26 (1:03) D.Henry left end to JAX 20 for 6 yards (Q.Williams).

PENALTY on TEN-J.Smith, Offensive Holding, 10 yards, enforced at JAX 25.

1-19-JAX 35 (:45) M.Mariota pass incomplete short left [T.Bryan].

2-19-JAX 35 (:38) D.Henry left end to JAX 40 for -5 yards (C.Campbell).

END OF QUARTER

| | Score | Time Poss | First Downs | | | | Efficiencies | |
|----------------------|-------|--------------|-------------|---|---|---|--------------|--------|
| | | | R | P | X | T | 3 Down | 4 Down |
| Tennessee Titans | 0 | 7:37 | 1 | 2 | 0 | 3 | 0/2 | 0/0 |
| Jacksonville Jaguars | 14 | 7:23 | 1 | 3 | 0 | 4 | 1/3 | 0/0 |

Play By Play

Second Quarter

9/19/2019

Tennessee Titans continued.

- 3-24-JAX 40 (15:00) (Shotgun) M.Mariota sacked at JAX 46 for -6 yards (C.Campbell).
- 4-30-JAX 46 (14:22) B.Kern punts 31 yards to JAX 15, Center-B.Brinkley, fair catch by D.Westbrook.

Jacksonville Jaguars at 14:16

- 1-10-JAX 15 (14:16) L.Fournette up the middle to JAX 15 for no gain (J.Brown; J.Casey).
- 2-10-JAX 15 (13:41) (Shotgun) G.Minshew pass short right to J.O'Shaughnessy to JAX 26 for 11 yards (K.Byard; J.Brown). P5
- 1-10-JAX 26 (12:54) G.Minshew pass incomplete short left to M.Lee [K.Corra].
- PENALTY on TEN-K.Corra, Roughing the Passer, 15 yards, enforced at JAX 26 - No Play. X6
- 1-10-JAX 41 (12:49) L.Fournette right end to JAX 37 for -4 yards (K.Corra).
- 2-14-JAX 37 (12:08) (Shotgun) G.Minshew pass incomplete short left to L.Fournette. JAX-C.Conley was injured during the play.
- 3-14-JAX 37 (12:03) (Shotgun) G.Minshew scrambles right tackle pushed ob at JAX 47 for 10 yards (J.Brown).
- 4-4-JAX 47 (11:34) L.Cooke punts 30 yards to TEN 23, Center-M.Orzech, out of bounds.
- PENALTY on JAX-A.Calistro, Offensive Holding, 10 yards, enforced at TEN 23.

Tennessee Titans at 11:29

- 1-10-TEN 33 (11:29) D.Henry up the middle to TEN 37 for 4 yards (T.Bryan).
- 2-6-TEN 37 (10:53) M.Mariota pass incomplete short left to A.Humphries.
- 3-6-TEN 37 (10:49) (Shotgun) M.Mariota pass incomplete short right to A.Brown (A.Bouye).
- 4-6-TEN 37 (10:45) B.Kern punts 63 yards to end zone, Center-B.Brinkley, Touchback.

Jacksonville Jaguars at 10:35

- 1-10-JAX 20 (10:35) (Shotgun) G.Minshew pass short right to D.Chark pushed ob at JAX 25 for 5 yards (L.Ryan).
- PENALTY on JAX-B.Linder, Offensive Holding, 10 yards, enforced at JAX 20 - No Play.
- 1-20-JAX 10 (10:12) (Shotgun) G.Minshew pass short left to L.Fournette to JAX 11 for 1 yard (M.Butler).
- 2-19-JAX 11 (9:30) (Shotgun) G.Minshew scrambles up the middle to JAX 16 for 5 yards (J.Brown).
- 3-14-JAX 16 (8:44) (Shotgun) G.Minshew pass short left to G.Swaim to JAX 24 for 8 yards (L.Ryan; K.Byard).
- 4-6-JAX 24 (8:07) L.Cooke punts 55 yards to TEN 21, Center-M.Orzech, downed by JAX-J.Robinson.

Tennessee Titans at 7:58

- 1-10-TEN 21 (7:58) (Shotgun) M.Mariota pass incomplete short right.
- 2-10-TEN 21 (7:52) D.Henry right end pushed ob at TEN 34 for 13 yards (M.Dareus).
- PENALTY on TEN-T.Sharpe, Offensive Holding, 10 yards, enforced at TEN 28.
- 2-13-TEN 18 (7:24) (Shotgun) M.Mariota scrambles right end to TEN 30 for 12 yards (C.Campbell).
- Timeout #1 by JAX at 07:06.
- 3-1-TEN 30 (7:06) M.Mariota up the middle to TEN 33 for 3 yards (C.Campbell). R4
- 1-10-TEN 33 (6:25) D.Henry left end to TEN 41 for 8 yards (L.Jacobs).
- 2-2-TEN 41 (5:42) (Shotgun) D.Henry up the middle to TEN 42 for 1 yard (L.Jacobs).
- 3-1-TEN 42 (5:06) M.Mariota up the middle to TEN 44 for 2 yards (C.Campbell). R5
- 1-10-TEN 44 (4:24) PENALTY on TEN-M.Pruitt, False Start, 5 yards, enforced at TEN 44 - No Play.
- 1-15-TEN 39 (3:58) (Shotgun) M.Mariota pass short left to A.Brown to TEN 43 for 4 yards (J.Ramsey; Q.Williams).
- 2-11-TEN 43 (3:13) (Shotgun) M.Mariota pass short left to A.Humphries pushed ob at TEN 46 for 3 yards (D.Hayden).
- 3-8-TEN 46 (2:35) (Shotgun) M.Mariota pass short right to C.Davis to JAX 42 for 12 yards (A.Bouye).
- PENALTY on TEN-C.Davis, Illegal Formation, 5 yards, enforced at TEN 46 - No Play.
- 3-13-TEN 41 (2:23) (Shotgun) M.Mariota pass short right to De.Walker to TEN 43 for 2 yards (M.Jack, J.Ramsey).

Two-Minute Warning

- 4-11-TEN 43 (1:59) B.Kern punts 52 yards to JAX 5, Center-B.Brinkley, out of bounds.

Jacksonville Jaguars at 1:51

- 1-10-JAX 5 (1:51) (Shotgun) G.Minshew pass incomplete short middle to D.Westbrook.
- 2-10-JAX 5 (1:48) (Shotgun) G.Minshew pass short left to L.Fournette to JAX 11 for 6 yards (M.Butler).
- Timeout #1 by TEN at 01:40.
- 3-4-JAX 11 (1:40) (Shotgun) G.Minshew pass incomplete short right to D.Westbrook (L.Ryan) [J.Casey].
- 4-4-JAX 11 (1:36) L.Cooke punts 57 yards to TEN 32, Center-M.Orzech. A.Humphries pushed ob at TEN 48 for 16 yards (A.Calistro).
- Penalty on TEN-D.Long, Illegal Block Above the Waist, offsetting, enforced at JAX 11 - No Play.
- Penalty on JAX-J.Robinson, Illegal Block Above the Waist, offsetting.

Tennessee Titans vs Jacksonville Jaguars at TIAA Bank Field

4-4-JAX 11 (1:20) L.Cooke punts 33 yards to JAX 44, Center-M.Orzech, out of bounds.

Tennessee Titans at 1:14

1-10-JAX 44 (1:14) (Shotgun) M.Mariota pass incomplete short right to C.Davis.

2-10-JAX 44 (1:10) (Shotgun) M.Mariota scrambles right end pushed ob at JAX 40 for 4 yards (Q.Williams).

PENALTY on TEN-J.Conklin, Offensive Holding, 10 yards, enforced at JAX 44 - No Play.

2-20-TEN 46 (1:03) (Shotgun) M.Mariota pass incomplete deep right to A.Brown (A.Bouye).

3-20-TEN 46 (:58) (Shotgun) M.Mariota pass incomplete deep right to A.Brown.

4-20-TEN 46 (:52) B.Kern punts 44 yards to JAX 10, Center-B.Brinkley, fair catch by D.Westbrook.

Jacksonville Jaguars at 0:45

1-10-JAX 10 (:45) (Shotgun) G.Minshew pass short middle to D.Chark to JAX 15 for 5 yards (K.Vaccaro).

2-5-JAX 15 (:23) (No Huddle, Shotgun) G.Minshew pass short middle to L.Fournette to JAX 24 for 9 yards (K.Vaccaro; J.Casey).

Timeout #2 by JAX at 00:16.

1-10-JAX 24 (:16) (Shotgun) G.Minshew pass incomplete short left to L.Fournette. TEN-R.Evans was injured during the play.

Timeout #2 by TEN at 00:11.

2-10-JAX 24 (:11) G.Minshew kneels to JAX 23 for -1 yards.

END OF QUARTER

| | Score | Time Poss | First Downs | | | | Efficiencies | |
|----------------------|-------|--------------|-------------|---|---|---|--------------|--------|
| | | | R | P | X | T | 3 Down | 4 Down |
| Tennessee Titans | 0 | 8:14 | 2 | 0 | 0 | 2 | 2/6 | 0/0 |
| Jacksonville Jaguars | 14 | 6:46 | 0 | 2 | 1 | 3 | 0/3 | 0/0 |

Play By Play

Third Quarter

9/19/2019

TEN elects to Receive, and JAX elects to defend the goal.

J.Lambo kicks 65 yards from JAX 35 to end zone, Touchback.

Tennessee Titans at 15:00

| | | |
|-------------|--|----|
| 1-10-TEN 25 | (15:00) M.Mariota sacked at TEN 19 for -6 yards (sack split by M.Dareus and L.Jacobs). | |
| 2-16-TEN 19 | (14:16) (Shotgun) M.Mariota pass deep middle to J.Smith to TEN 39 for 20 yards (R.Harrison; J.Wilson). | P6 |
| 1-10-TEN 39 | (13:39) D.Henry right end to TEN 38 for -1 yards (M.Jack). | |
| 2-11-TEN 38 | (13:13) (Shotgun) M.Mariota pass incomplete short left to D.Henry. | |
| 3-11-TEN 38 | (13:05) (Shotgun) M.Mariota pass deep right to T.Sharpe to JAX 15 for 47 yards (J.Ramsey). | P7 |
| 1-10-JAX 15 | (12:16) (Shotgun) D.Lewis up the middle to JAX 11 for 4 yards (M.Dareus; D.Smoot). | |
| 2-6-JAX 11 | (11:40) M.Mariota pass incomplete short middle to De.Walker (N.Goode). | |
| 3-6-JAX 11 | (11:36) (Shotgun) M.Mariota pass incomplete short middle to De.Walker (R.Harrison) [C.Campbell]. | |
| 4-6-JAX 11 | (11:31) (Shotgun) M.Mariota sacked at JAX 20 for -9 yards (C.Campbell). | |

Jacksonville Jaguars at 11:27

| | | |
|-------------|---|----|
| 1-10-JAX 20 | (11:27) G.Minshew pass deep right to D.Chark to TEN 43 for 37 yards (M.Butler). | P8 |
| 1-10-TEN 43 | (10:44) L.Fournette up the middle to TEN 43 for no gain (J.Casey). | |
| 2-10-TEN 43 | (10:02) (Shotgun) G.Minshew pass short left to C.Conley to TEN 28 for 15 yards (J.Brown; M.Butler). | P9 |
| 1-10-TEN 28 | (9:20) L.Fournette up the middle to TEN 24 for 4 yards (J.Casey, K.Byard). | |
| 2-6-TEN 24 | (8:37) L.Fournette up the middle to TEN 22 for 2 yards (S.Finch). TEN 56 was injured on the play. | |
| 3-4-TEN 22 | (8:04) (Shotgun) G.Minshew pass incomplete deep left to D.Westbrook. | |
| 4-4-TEN 22 | (7:59) J.Lambo 40 yard field goal is GOOD, Center-M.Orzech, Holder-L.Cooke. | |

TEN 0 JAX 17, 7 plays, 58 yards, 3:33 drive, 7:06 elapsed

J.Lambo kicks 65 yards from JAX 35 to end zone, Touchback.

Tennessee Titans at 7:54

| | | |
|-------------|--|-----|
| 1-10-TEN 25 | (7:54) D.Henry up the middle to TEN 25 for no gain (R.Harrison; J.Allen). | |
| 2-10-TEN 25 | (7:14) D.Henry left guard to TEN 36 for 11 yards (R.Harrison). | R8 |
| 1-10-TEN 36 | (6:39) (No Huddle) D.Henry left end to TEN 38 for 2 yards (A.Jones; J.Wilson). | |
| 2-8-TEN 38 | (5:59) M.Mariota sacked at TEN 36 for -2 yards (D.Smoot). | |
| 3-10-TEN 36 | (5:12) (Shotgun) M.Mariota pass short right to De.Walker to TEN 46 for 10 yards (R.Harrison). | P9 |
| 1-10-TEN 46 | (4:29) (Shotgun) D.Henry up the middle to TEN 47 for 1 yard (T.Bryan; Y.Ngakoue). | |
| 2-9-TEN 47 | (3:56) (Shotgun) M.Mariota pass incomplete deep left to T.Sharpe. | |
| 3-9-TEN 47 | (3:50) (Shotgun) M.Mariota pass short right to A.Humphries ran ob at JAX 40 for 13 yards. | P10 |
| 1-10-JAX 40 | (3:15) D.Henry left end to JAX 41 for -1 yards (A.Jones; R.Harrison). | |
| 2-11-JAX 41 | (2:29) (Shotgun) M.Mariota pass short middle to D.Henry to JAX 39 for 2 yards (N.Goode). | |
| 3-9-JAX 39 | (1:47) (Shotgun) M.Mariota sacked at JAX 45 for -6 yards (J.Allen). FUMBLES (J.Allen), and recovers at JAX 46. M.Mariota to JAX 47 for -1 yards (J.Allen). | |
| 4-17-JAX 47 | (1:47) B.Kern punts 47 yards to end zone, Center-B.Brinkley, Touchback. | |

Jacksonville Jaguars at 1:03

| | |
|-------------|---|
| 1-10-JAX 20 | (1:03) G.Minshew pass short right to D.Westbrook to JAX 23 for 3 yards (J.Brown). |
| 2-7-JAX 23 | (:25) L.Fournette up the middle to JAX 23 for no gain (R.Gilbert). |

END OF QUARTER

| | Score | Time Poss | First Downs | | | | Efficiencies | |
|----------------------|-------|-----------|-------------|---|---|---|--------------|--------|
| | | | R | P | X | T | 3 Down | 4 Down |
| Tennessee Titans | 0 | 10:24 | 1 | 4 | 0 | 5 | 3/5 | 0/1 |
| Jacksonville Jaguars | 17 | 4:36 | 0 | 2 | 0 | 2 | 0/1 | 0/0 |

Play By Play

Fourth Quarter

9/19/2019

Jacksonville Jaguars continued.

- 3-7-JAX 23 (15:00) (Shotgun) G.Minshew pass incomplete deep left to C.Conley (M.Butler).
Penalty on JAX-L.Fournette, Illegal Blindside Block, declined.
- 4-7-JAX 23 (14:54) L.Cooke punts 43 yards to TEN 34, Center-M.Orzech, fair catch by A.Humphries.

Tennessee Titans at 14:46

- 1-10-TEN 34 (14:46) (Shotgun) M.Mariota pass deep middle to De.Walker to JAX 37 for 29 yards (J.Wilson) [C.Campbell]. P11
- 1-10-JAX 37 (14:09) (Shotgun) M.Mariota sacked at JAX 44 for -7 yards (C.Campbell).
- 2-17-JAX 44 (13:43) (No Huddle, Shotgun) M.Mariota pass short right to De.Walker to JAX 36 for 8 yards (Q.Williams).
- 3-9-JAX 36 (13:12) (No Huddle, Shotgun) M.Mariota pass short left to C.Davis to JAX 25 for 11 yards (J.Ramsey). JAX-C.Campbell was injured during the play. P12
- Timeout at 13:00. Injured on the play was JAX 93.
- 1-10-JAX 25 (12:49) (Shotgun) M.Mariota pass short left to C.Davis to JAX 11 for 14 yards (J.Ramsey). FUMBLES (J.Ramsey), recovered by TEN-D.Lewis at JAX 10. D.Lewis to JAX 10 for no gain (J.Ramsey). P13
- 1-10-JAX 10 (12:22) M.Mariota scrambles right end to JAX 1 for 9 yards (A.Bouye; N.Goode).
PENALTY on JAX-R.Harrison, Defensive Holding, 0 yards, enforced at JAX 1. X14
- 1-1-JAX 1 (12:08) D.Henry left end for 1 yard, TOUCHDOWN. R15
C.Santos extra point is GOOD, Center-B.Brinkley, Holder-B.Kern.

TEN 7 JAX 17, 7 plays, 66 yards, 1 penalty, 2:42 drive, 2:56 elapsed

C.Santos kicks 65 yards from TEN 35 to end zone, Touchback.

Jacksonville Jaguars at 12:04

- 1-10-JAX 25 (12:04) (Shotgun) G.Minshew pass short right to D.Westbrook to JAX 29 for 4 yards (R.Gilbert).
- 2-6-JAX 29 (11:17) (Shotgun) G.Minshew pass incomplete short right to D.Chark.
- 3-6-JAX 29 (11:13) (Shotgun) G.Minshew pass incomplete deep left to D.Westbrook.
PENALTY on TEN-L.Ryan, Defensive Pass Interference, 26 yards, enforced at JAX 29 - No Play. X10
- 1-10-TEN 45 (11:08) L.Fournette up the middle to TEN 45 for no gain (D.Jones).
- 2-10-TEN 45 (10:22) (Shotgun) G.Minshew pass incomplete short right to G.Swaim.
- 3-10-TEN 45 (10:16) (Shotgun) G.Minshew pass short left to D.Chark to TEN 33 for 12 yards (M.Butler). P11
- 1-10-TEN 33 (9:29) L.Fournette right end to TEN 38 for -5 yards (K.Byard, R.Evans).
Penalty on JAX-G.Swaim, Offensive Holding, declined.
- 2-15-TEN 38 (8:58) (Shotgun) G.Minshew pass short right to L.Fournette to TEN 39 for -1 yards (A.Jackson).
- 3-16-TEN 39 (8:08) (Shotgun) G.Minshew pass short middle to L.Fournette to TEN 30 for 9 yards (J.Brown) [R.Evans].
- 4-7-TEN 30 (7:38) J.Lambo 48 yard field goal is GOOD, Center-M.Orzech, Holder-L.Cooke.

TEN 7 JAX 20, 9 plays, 45 yards, 1 penalty, 4:30 drive, 7:26 elapsed

J.Lambo kicks 65 yards from JAX 35 to end zone, Touchback.

Tennessee Titans at 7:34

- 1-10-TEN 25 (7:34) (Shotgun) M.Mariota scrambles left end pushed ob at TEN 32 for 7 yards (N.Goode).
- 2-3-TEN 32 (7:09) (Shotgun) M.Mariota pass short middle to D.Lewis to TEN 39 for 7 yards (Q.Williams; J.Ramsey). P16
- 1-10-TEN 39 (6:41) (Shotgun) M.Mariota scrambles right end to TEN 40 for 1 yard.
- 2-9-TEN 40 (6:15) (Shotgun) M.Mariota pass incomplete short right to T.Sharpe.
PENALTY on TEN-J.Douglas, Offensive Holding, 10 yards, enforced at TEN 40 - No Play.
- 2-19-TEN 30 (6:10) (Shotgun) M.Mariota sacked at TEN 25 for -5 yards (T.Bryan).
- 3-24-TEN 25 (5:23) (Shotgun) M.Mariota sacked at TEN 18 for -7 yards (J.Allen).
- 4-31-TEN 18 (4:50) B.Kern punts 62 yards to JAX 20, Center-B.Brinkley. D.Westbrook to JAX 22 for 2 yards (A.Hooker).

Jacksonville Jaguars at 4:38

- 1-10-JAX 22 (4:38) L.Fournette up the middle to TEN 9 for 69 yards (K.Byard). R12
- 1-9-TEN 9 (3:42) L.Fournette up the middle to TEN 7 for 2 yards (J.Casey).
Timeout #1 by TEN at 03:38.
- 2-7-TEN 7 (3:37) L.Fournette right end to TEN 7 for no gain (K.Byard).
Timeout #2 by TEN at 03:33.
- 3-7-TEN 7 (3:33) L.Fournette up the middle to TEN 4 for 3 yards (J.Casey; H.Landry).
Timeout #3 by TEN at 03:28.
- 4-4-TEN 4 (3:28) (Shotgun) G.Minshew pass incomplete short left to D.Westbrook (L.Ryan).

Tennessee Titans vs Jacksonville Jaguars at TIAA Bank Field

Tennessee Titans at 3:23

| | | |
|--------------------|--|-----|
| 1-10-TEN 4 | (3:23) D.Lewis up the middle to TEN 9 for 5 yards (Y.Ngakoue). | |
| 2-5-TEN 9 | (2:47) (No Huddle, Shotgun) M.Mariota pass deep right to C.Davis to TEN 28 for 19 yards (A.Bouye; R.Harrison). | P17 |
| <u>1-10-TEN 28</u> | (2:21) (No Huddle, Shotgun) M.Mariota sacked at TEN 23 for -5 yards (D.Smoot). | |

Two-Minute Warning

| | | |
|--------------------|---|-----|
| 2-15-TEN 23 | (2:00) (Shotgun) M.Mariota pass short left to A.Humphries to TEN 38 for 15 yards (D.Hayden). | P18 |
| <u>1-10-TEN 38</u> | (1:39) (Shotgun) M.Mariota pass incomplete short left to A.Humphries. | |
| 2-10-TEN 38 | (1:34) (Shotgun) M.Mariota pass short middle to De.Walker to TEN 43 for 5 yards (R.Harrison). | |
| 3-5-TEN 43 | (1:10) (No Huddle, Shotgun) M.Mariota pass short right to De.Walker to TEN 48 for 5 yards (A.Bouye). | P19 |
| <u>1-10-TEN 48</u> | (:51) (No Huddle) M.Mariota pass incomplete short right to D.Jennings. | |
| 2-10-TEN 48 | (:48) (No Huddle, Shotgun) M.Mariota pass short middle to De.Walker to JAX 47 for 5 yards (R.Harrison). | |
| 3-5-JAX 47 | (:24) (No Huddle, Shotgun) M.Mariota pass short left to A.Humphries to JAX 37 for 10 yards (D.Hayden). | P20 |
| <u>1-10-JAX 37</u> | (:09) (No Huddle, Shotgun) M.Mariota pass incomplete deep left to D.Jennings. | |
| 2-10-JAX 37 | (:02) (Shotgun) M.Mariota pass deep middle to A.Humphries to JAX 15 for 22 yards (Q.Williams). | P21 |

END OF QUARTER

| | Score | Time Poss | First Downs | | | | Efficiencies | |
|----------------------|-------|-----------|-------------|---|---|----|--------------|--------|
| | | | R | P | X | T | 3 Down | 4 Down |
| Tennessee Titans | 7 | 9:01 | 1 | 9 | 1 | 11 | 3/4 | 0/0 |
| Jacksonville Jaguars | 20 | 5:59 | 1 | 1 | 1 | 3 | 1/4 | 0/1 |

Miscellaneous Statistics Report

Tennessee Titans vs Jacksonville Jaguars

9/19/2019 at TIAA Bank Field

Ten Longest Plays for Tennessee Titans

| Yards | Qtr | Play Start | Play Description |
|-------|-----|-------------|---|
| 47 | 3 | 3-11-TEN 38 | (13:05) (Shotgun) M.Mariota pass deep right to T.Sharpe to JAX 15 for 47 yards (J.Ramsey). |
| 30 | 1 | 1-10-TEN 44 | (1:34) (Shotgun) M.Mariota pass deep right to A.Humphries pushed ob at JAX 26 for 30 yards (Q.Williams). |
| 29 | 4 | 1-10-TEN 34 | (14:46) (Shotgun) M.Mariota pass deep middle to De.Walker to JAX 37 for 29 yards (J.Wilson) [C.Campbell]. |
| 23 | 1 | 2-6-TEN 30 | (5:47) M.Mariota pass deep right to T.Sharpe to JAX 47 for 23 yards (J.Ramsey). |
| 22 | 4 | 2-10-JAX 37 | (:02) (Shotgun) M.Mariota pass deep middle to A.Humphries to JAX 15 for 22 yards (Q.Williams). |
| 20 | 3 | 2-16-TEN 19 | (14:16) (Shotgun) M.Mariota pass deep middle to J.Smith to TEN 39 for 20 yards (R.Harrison; J.Wilson). |
| 19 | 4 | 2-5-TEN 9 | (2:47) (No Huddle, Shotgun) M.Mariota pass deep right to C.Davis to TEN 28 for 19 yards (A.Bouye; R.Harrison). |
| 15 | 4 | 1-10-JAX 25 | (12:49) (Shotgun) M.Mariota pass short left to C.Davis to JAX 11 for 14 yards (J.Ramsey). FUMBLES (J.Ramsey), recovered by TEN-D.Lewis at JAX 10. D.Lewis to JAX 10 for no gain (J.Ramsey). |
| 15 | 4 | 2-15-TEN 23 | (2:00) (Shotgun) M.Mariota pass short left to A.Humphries to TEN 38 for 15 yards (D.Hayden). |
| 13 | 3 | 3-9-TEN 47 | (3:50) (Shotgun) M.Mariota pass short right to A.Humphries ran ob at JAX 40 for 13 yards. |

Ten Longest Plays for Jacksonville Jaguars

| Yards | Qtr | Play Start | Play Description |
|-------|-----|-------------|---|
| 69 | 4 | 1-10-JAX 22 | (4:38) L.Fournette up the middle to TEN 9 for 69 yards (K.Byard). |
| 37 | 3 | 1-10-JAX 20 | (11:27) G.Minshew pass deep right to D.Chark to TEN 43 for 37 yards (M.Butler). |
| 28 | 1 | 1-10-JAX 49 | (8:42) G.Minshew pass deep right to D.Westbrook pushed ob at TEN 23 for 28 yards (K.Byard). |
| 22 | 1 | 3-9-TEN 22 | (6:42) (Shotgun) G.Minshew pass deep left to D.Chark for 22 yards, TOUCHDOWN. |
| 15 | 1 | 2-16-JAX 19 | (13:50) (Shotgun) G.Minshew pass short right to C.Conley pushed ob at JAX 34 for 15 yards (A.Jackson). |
| 15 | 3 | 2-10-TEN 43 | (10:02) (Shotgun) G.Minshew pass short left to C.Conley to TEN 28 for 15 yards (J.Brown; M.Butler). |
| 12 | 4 | 3-10-TEN 45 | (10:16) (Shotgun) G.Minshew pass short left to D.Chark to TEN 33 for 12 yards (M.Butler). |
| 11 | 2 | 2-10-JAX 15 | (13:41) (Shotgun) G.Minshew pass short right to J.O'Shaughnessy to JAX 26 for 11 yards (K.Byard; J.Brown). |
| 10 | 2 | 3-14-JAX 37 | (12:03) (Shotgun) G.Minshew scrambles right tackle pushed ob at JAX 47 for 10 yards (J.Brown). |
| 9 | 2 | 2-5-JAX 15 | (:23) (No Huddle, Shotgun) G.Minshew pass short middle to L.Fournette to JAX 24 for 9 yards (K.Vaccaro; J.Casey). |

Touchdown Scoring Information

| | | Offense | Defense | Special Teams |
|---------|----------------------|---------|---------|---------------|
| VISITOR | Tennessee Titans | 1 | 0 | 0 |
| HOME | Jacksonville Jaguars | 2 | 0 | 0 |

Player Scoring Information

| Club | Player | TD | Rush TD | Rec TD | KO TD | Punt TD | Int TD | Fum TD | Misc TD | FG | XP | 2Pt Rush | 2Pt Rec | Sfty | Points |
|------|-----------------|----|---------|--------|-------|---------|--------|--------|---------|----|----|----------|---------|------|--------|
| TEN | D.Henry | 0 | 1 | 0 | 0 | 0 | 0 | 0 | 0 | 0 | 0 | 0 | 0 | 0 | 6 |
| TEN | C.Santos | 0 | 0 | 0 | 0 | 0 | 0 | 0 | 0 | 0 | 1 | 0 | 0 | 0 | 1 |
| JAX | J.Lambo | 0 | 0 | 0 | 0 | 0 | 0 | 0 | 0 | 2 | 2 | 0 | 0 | 0 | 8 |
| JAX | J.O'Shaughnessy | 0 | 0 | 1 | 0 | 0 | 0 | 0 | 0 | 0 | 0 | 0 | 0 | 0 | 6 |
| JAX | D.Chark | 0 | 0 | 1 | 0 | 0 | 0 | 0 | 0 | 0 | 0 | 0 | 0 | 0 | 6 |

Possession Detail

| | First Half | | Second Half | | Game | |
|-----------------------------|------------|-------|-------------|-------|---------|-------|
| | Visitor | Home | Visitor | Home | Visitor | Home |
| Largest Lead | 0 | 14 | 0 | 17 | 0 | 17 |
| Drives Leading | 0 | 7 | 0 | 4 | 0 | 11 |
| Time of Possession Leading | 0:00 | 12:16 | 0:00 | 10:35 | 0:00 | 22:51 |
| Largest Deficit | -14 | 0 | -17 | 0 | -17 | 0 |
| Drives Trailing | 6 | 0 | 5 | 0 | 11 | 0 |
| Time of Possession Trailing | 15:51 | 0:00 | 19:25 | 0:00 | 35:16 | 0:00 |
| Times Score Tied Up | | 0 | | 0 | | 0 |
| Lead Changes | | 1 | | 0 | | 1 |

Playtime Percentage

Percent of playtime per player on offense, defense and special teams

| Tennessee Titans | | | | | | Jacksonville Jaguars | | | | | |
|------------------|----|---------|---------|---------------|-----|----------------------|----|---------|---------|---------------|-----|
| | | Offense | Defense | Special Teams | | | | Offense | Defense | Special Teams | |
| R Saffold | G | 80 100% | | 1 | 4% | A Norwell | G | 54 100% | | 4 | 15% |
| J Conklin | T | 80 100% | | 1 | 4% | J Taylor | T | 54 100% | | 4 | 15% |
| D Kelly | T | 80 100% | | 1 | 4% | L Fournette | RB | 54 100% | | | |
| M Mariota | QB | 80 100% | | | | B Linder | C | 54 100% | | | |
| B Jones | C | 80 100% | | | | G Minshew | QB | 54 100% | | | |
| J Douglas | G | 66 82% | | 1 | 4% | D Westbrook | WR | 43 80% | | 9 | 33% |
| C Davis | WR | 59 74% | | | | J O'Shaughnessy | TE | 42 78% | | 6 | 22% |
| A Humphries | WR | 54 68% | | 3 | 11% | D Chark | WR | 38 70% | | 6 | 22% |
| D Walker | TE | 46 58% | | | | C Conley | WR | 38 70% | | | |
| D Lewis | RB | 42 52% | | | | A Cann | G | 27 50% | | 4 | 15% |
| J Smith | TE | 41 51% | | 5 | 19% | W Richardson | T | 27 50% | | 4 | 15% |
| A Brown | WR | 40 50% | | | | C Ogbuehi | T | 27 50% | | | |
| T Sharpe | WR | 39 49% | | | | C Robinson | T | 27 50% | | | |
| D Henry | RB | 38 48% | | | | G Swaim | TE | 21 39% | | 1 | 4% |
| M Pruitt | TE | 27 34% | | 19 | 70% | M Lee | WR | 15 28% | | | |
| A Stinnie | G | 14 18% | | 1 | 4% | S DeValve | TE | 12 22% | | 4 | 15% |
| D Jennings | WR | 6 8% | | 13 | 48% | K Cole | WR | 5 9% | | 7 | 26% |
| D Quessenberry | G | 4 5% | | 1 | 4% | J Ramsey | CB | 1 2% | 80 100% | | |
| A Firkser | TE | 3 4% | | 11 | 41% | T Ervin | RB | 1 2% | | 2 | 7% |
| D Bates | LB | 1 1% | | 26 | 96% | J Wilson | FS | | 80 100% | 8 | 30% |
| K Byard | FS | | 54 100% | 8 | 30% | R Harrison | SS | | 80 100% | 4 | 15% |
| J Brown | LB | | 54 100% | 5 | 19% | Q Williams | LB | | 79 99% | | |
| M Butler | CB | | 54 100% | 2 | 7% | A Bouye | CB | | 79 99% | | |
| K Vaccaro | SS | | 54 100% | 2 | 7% | Y Ngakoué | DE | | 64 80% | | |
| L Ryan | CB | | 54 100% | 2 | 7% | J Allen | DE | | 54 68% | 6 | 22% |
| R Evans | LB | | 53 98% | | | C Campbell | DE | | 54 68% | 5 | 19% |
| J Casey | DT | | 50 93% | 5 | 19% | D Hayden | CB | | 53 66% | | |
| H Landry | LB | | 47 87% | 3 | 11% | N Goode | LB | | 42 52% | 20 | 74% |
| A Jackson | CB | | 38 70% | 4 | 15% | D Smoot | DE | | 42 52% | 6 | 22% |
| D Jones | NT | | 36 67% | 5 | 19% | M Dareus | DE | | 39 49% | | |
| S Finch | LB | | 31 57% | 13 | 48% | M Jack | LB | | 38 48% | | |
| A Hooker | FS | | 14 26% | 25 | 93% | A Jones | DT | | 35 44% | 10 | 37% |
| B Urban | DE | | 14 26% | 1 | 4% | L Jacobs | LB | | 27 34% | 23 | 85% |
| C Wake | DE | | 14 26% | | | T Bryan | DT | | 22 28% | | |
| K Correa | LB | | 9 17% | 12 | 44% | L McCray | DE | | 10 12% | 23 | 85% |
| R Gilbert | DE | | 8 15% | 21 | 78% | C Davis | FS | | 1 1% | 23 | 85% |
| I Mack | DT | | 6 11% | 4 | 15% | A Calitro | LB | | 1 1% | 17 | 63% |
| A Johnson | NT | | 4 7% | 6 | 22% | J Robinson | CB | | | 23 | 85% |
| D Cruikshank | SS | | | 24 | 89% | A Wingard | FS | | | 22 | 81% |
| L Sims | CB | | | 18 | 67% | T Herndon | CB | | | 16 | 59% |
| T Smith | CB | | | 17 | 63% | M Orzech | LS | | | 11 | 41% |
| D Long | LB | | | 15 | 56% | L Cooke | P | | | 11 | 41% |
| B Kern | P | | | 9 | 33% | J Lambo | K | | | 9 | 33% |
| B Brinkley | LS | | | 9 | 33% | R Armstead | RB | | | 5 | 19% |
| C Santos | K | | | 3 | 11% | T Shatley | C | | | 4 | 15% |

TITANS BOUNCE BACK WITH HUGE WIN OVER FALCONS, 24-10

BY JIM WYATT
TITANS ONLINE
SEPTEMBER 29, 2019

ATLANTA – Now that's more like it.

The Titans flew into the Peach State and looked, well, quite peachy in a 24-10 win over the Atlanta Falcons.

Ten days after a dreadful performance in Jacksonville, the Titans jumped all over the Falcons early and then cruised to a huge win.

Titans quarterback Marcus Mariota completed 18-of-27 passes for 227 yards and three touchdowns, with a 129.7 rating.

Running back Derrick Henry carried the ball 27 times for 100 yards.

Rookie receiver A.J. Brown had three catches for 94 yards and two touchdowns.

The Titans defense sacked Falcons quarterback Matt Ryan five times and came up with several fourth down stops.

And in the process, the Titans improved to 2-2 in the season.

The Titans got off to a fast start in this one.

The Titans jumped out to an early 7-0 lead on a 55-yard touchdown pass from Mariota to receiver A.J. Brown, who caught the ball in the middle of the field and made several Falcons miss while sprinting into the end zone.

After the Falcons answered back with a quick touchdown drive to make it 7-7, scoring on a one-yard touchdown run by Ito Smith, the Titans went back to Brown again for another score. Mariota engineered a 14-play, 75-yard drive and capped it off with an 11-yard touchdown pass to Brown, which made it 14-7.

Mariota connected with receivers Corey Davis and Adam Humphries of third-down completions to keep the drive alive.

On the ensuing possession, Titans defensive lineman Jurrell Casey sacked Falcons quarterback Matt Ryan, and he forced a fumble he recovered himself in the process. But the Titans weren't able to cash it in for points.

It was one of two big plays for Casey, who combined with safety Kenny Vaccaro on a fourth-and-one stop late in the second quarter. Vaccaro got immediate penetration on the stop of Falcons running back Devonta Freeman before Casey gobbled him up.

The Titans stretched their lead to 17-7 on a 45-yard field goal by kicker Cairo Santos, and they kept coming.

Late in the second quarter, the Titans made it 24-7 on a 23-yard touchdown pass from Mariota to Davis, which capped a six-play, 60-yard drive and ignited a "Let's Go Titans!" chant at Mercedes-Benz Stadium.

The Falcons cut Tennessee's lead to 24-10 on their opening possession of the third quarter on a field goal by kicker Matt Bryant.

The Titans face the Buffalo Bills next Sunday at Nissan Stadium.

###

National Football League Game Summary

NFL Copyright © 2019 by The National Football League. All rights reserved. This summary and play-by-play is for the express purpose of assisting media in their coverage of the game; any other use of this material is prohibited without the written permission of the National Football League. Updated: 9/30/2019

Date: Sunday, 9/29/2019

Tennessee Titans at Atlanta Falcons

Start Time: 1:02 PM EDT

at Mercedes-Benz Stadium, Atlanta, GA

Game Day Weather

Played Domed, closed on Turf: FieldTurf

Outdoor Weather: Hot, dry,

Officials

Referee: Hussey, John (35)

Umpire: Eck, Alan (76)

Down Judge: Codey, Kevin (16)

Line Judge: Johnson, Carl (101)

Field Judge: Baynes, Allen (56)

Side Judge: Walker, Jabir (26)

Back Judge: Freeman, Brad (88)

Replay Official: Valenti, Terri (0)

Lineups

| Tennessee Titans | | | | | | Atlanta Falcons | | | | | |
|------------------|----|-------------|---------|----|-----------|-----------------|----|-------------|---------|----|------------|
| Offense | | | Defense | | | Offense | | | Defense | | |
| WR | 84 | C.Davis | NT | 90 | D.Jones | WR | 11 | J.Jones | DE | 98 | T.McKinley |
| TE | 81 | J.Smith | DT | 99 | J.Casey | WR | 12 | M.Sanu | DT | 97 | G.Jarrett |
| LT | 71 | D.Kelly | OLB | 93 | R.Gilbert | LT | 70 | J.Matthews | DT | 96 | T.Davison |
| LG | 76 | R.Saffold | ILB | 54 | R.Evans | LG | 77 | J.Carpenter | DE | 93 | A.Bailey |
| C | 60 | B.Jones | ILB | 55 | J.Brown | C | 51 | A.Mack | DE | 44 | V.Beasley |
| RG | 75 | J.Douglas | OLB | 58 | H.Landry | RG | 68 | J.Brown | LB | 59 | D.Campbell |
| RT | 78 | J.Conklin | CB | 26 | L.Ryan | RT | 76 | K.McGary | LB | 45 | D.Jones |
| WR | 10 | A.Humphries | SS | 24 | K.Vaccaro | TE | 81 | A.Hooper | CB | 26 | I.Oliver |
| WR | 19 | T.Sharpe | FS | 31 | K.Byard | QB | 2 | M.Ryan | CB | 21 | D.Trufant |
| QB | 8 | M.Mariota | CB | 21 | M.Butler | RB | 24 | D.Freeman | S | 37 | R.Allen |
| RB | 22 | D.Henry | CB | 25 | A.Jackson | WR | 18 | C.Ridley | S | 27 | D.Kazee |

Substitutions

P 6 B.Kern, K 7 C.Santos, WR 11 A.Brown, WR 15 D.Jennings, DB 29 D.Cruikshank, CB 30 C.Milton, RB 32 D.Fluellen, RB 33 D.Lewis, CB 36 L.Sims, DB 37 A.Hooker, OLB 44 K.Correa, LS 48 B.Brinkley, LB 53 D.Bates, LB 59 W.Woodyard, OL 64 N.Davis, OL 72 D.Quessenberry, TE 82 De.Walker, TE 85 M.Pruitt, OLB 91 C.Wake, DL 94 A.Johnson, DE 96 B.Urban, DT 97 I.Mack

Did Not Play

QB 17 R.Tannehill, C 52 H.Grasu

Not Active

CB 23 T.Smith, LB 51 D.Long, OLB 56 S.Finch, T 61 A.Stinnie, G/T 66 K.Pamphile, TE 86 A.Firkser, DE 92 M.Dickerson

Substitutions

K 3 M.Bryant, P 5 M.Bosher, WR 14 J.Hardy, CB 20 K.Sheffield, RB 23 B.Hill, RB 25 I.Smith, CB 33 B.Wreh-Wilson, S 36 K.Ishmael, FB 40 K.Smith, S 41 S.Neasman, LB 42 D.Riley, LS 47 J.Harris, DE 50 J.Cominsky, LB 53 J.Grace, MLB 54 F.Oluokun, G 71 W.Schweitzer, T 74 T.Sambrailo, TE 80 L.Stocker, WR 83 R.Gage, TE 87 J.Graham, DL 95 J.Crawford, DE 99 A.Clayborn

Did Not Play

QB 8 M.Schaub, S 35 J.Carter

Not Active

WR 17 O.Zaccheaus, CB 28 J.Miller, RB 30 Q.Ollison, RB 38 K.Barner, T 73 M.Gono, T 75 J.Wetzel, DT 94 D.Senat

Field Goals (made () & missed)

| | | | | | | | | |
|----------|------------------|------|----------|----|---|-----------|----|-------|
| C.Santos | | (45) | M.Bryant | | | 32LU (42) | | |
| | | | 1 | 2 | 3 | 4 | OT | Total |
| VISITOR: | Tennessee Titans | | 14 | 10 | 0 | 0 | 0 | 24 |
| HOME: | Atlanta Falcons | | 7 | 0 | 3 | 0 | 0 | 10 |

Scoring Plays

| Team | Qtr | Time | Play Description (Extra Point) (Drive Info) | Visitor | Home |
|---------|-----|-------|--|---------|------|
| Titans | 1 | 11:57 | A.Brown 55 yd. pass from M.Mariota (C.Santos kick) (1-55, 0:12) | 7 | 0 |
| Falcons | 1 | 8:30 | I.Smith 1 yd. run (M.Bryant kick) (6-85, 3:27) | 7 | 7 |
| Titans | 1 | 2:26 | A.Brown 11 yd. pass from M.Mariota (C.Santos kick) (13-75, 6:04) | 14 | 7 |
| Titans | 2 | 10:03 | C.Santos 45 yd. Field Goal (5-35, 2:09) | 17 | 7 |
| Titans | 2 | 2:23 | C.Davis 23 yd. pass from M.Mariota (C.Santos kick) (6-60, 3:27) | 24 | 7 |
| Falcons | 3 | 11:39 | M.Bryant 42 yd. Field Goal (10-51, 3:21) | 24 | 10 |

Paid Attendance: 72,108

Time: 2:57

Tennessee Titans vs Atlanta Falcons
9/29/2019 at Mercedes-Benz Stadium

Final Individual Statistics

| Tennessee Titans | | | | | | | | | Atlanta Falcons | | | | | | | | |
|------------------|-----|-----|------|-------|----|---------------|-----------------|-----------------|-----------------|-----|------|---------|-------|------|----|----|------|
| RUSHING | | | | | | RUSHING | | | | | | RUSHING | | | | | |
| | ATT | YDS | AVG | LG | TD | | | | | | | ATT | YDS | AVG | LG | TD | |
| D.Henry | 27 | 100 | 3.7 | 16 | 0 | D.Freeman | | | | | | 12 | 28 | 2.3 | 8 | 0 | |
| M.Mariota | 3 | 22 | 7.3 | 11 | 0 | M.Ryan | | | | | | 2 | 18 | 9.0 | 12 | 0 | |
| D.Lewis | 4 | 16 | 4.0 | 7 | 0 | I.Smith | | | | | | 2 | 11 | 5.5 | 10 | 1 | |
| | | | | | | J.Jones | | | | | | 1 | 1 | 1.0 | 1 | 0 | |
| Total | 34 | 138 | 4.1 | 16 | 0 | Total | | | | | | 17 | 58 | 3.4 | 12 | | |
| PASSING | | | | | | | | | PASSING | | | | | | | | |
| | ATT | CMP | YDS | SK/YD | TD | LG | IN | RT | | ATT | CMP | YDS | SK/YD | TD | LG | IN | RT |
| M.Mariota | 27 | 18 | 227 | 0/0 | 3 | 55 | 0 | 129.7 | M.Ryan | 53 | 35 | 397 | 5/33 | 0 | 28 | 0 | 88.3 |
| Total | 27 | 18 | 227 | 0/0 | 3 | 55 | 0 | 129.7 | Total | 53 | 35 | 397 | 5/33 | 0 | 28 | 0 | 88.3 |
| PASS RECEIVING | | | | | | | | PASS RECEIVING | | | | | | | | | |
| | TAR | REC | YDS | AVG | LG | TD | | | TAR | REC | YDS | AVG | LG | TD | | | |
| C.Davis | 6 | 5 | 91 | 18.2 | 23 | 1 | A.Hooper | | 11 | 9 | 130 | 14.4 | 28 | 0 | | | |
| D.Lewis | 5 | 4 | 4 | 1.0 | 11 | 0 | M.Sanu | | 12 | 9 | 91 | 10.1 | 28 | 0 | | | |
| A.Brown | 3 | 3 | 94 | 31.3 | 55 | 2 | D.Freeman | | 9 | 8 | 72 | 9.0 | 22 | 0 | | | |
| A.Humphries | 3 | 2 | 15 | 7.5 | 9 | 0 | J.Jones | | 7 | 4 | 52 | 13.0 | 20 | 0 | | | |
| D.Henry | 2 | 1 | 8 | 8.0 | 8 | 0 | C.Ridley | | 6 | 3 | 32 | 10.7 | 21 | 0 | | | |
| D.Jennings | 1 | 1 | 6 | 6.0 | 6 | 0 | I.Smith | | 4 | 2 | 20 | 10.0 | 11 | 0 | | | |
| J.Smith | 1 | 1 | 5 | 5.0 | 5 | 0 | L.Stocker | | 1 | 0 | 0 | 0.0 | 0 | 0 | | | |
| De.Walker | 2 | 1 | 4 | 4.0 | 4 | 0 | | | | | | | | | | | |
| Total | 23 | 18 | 227 | 12.6 | 55 | 3 | Total | | 50 | 35 | 397 | 11.3 | 28 | 0 | | | |
| INTERCEPTIONS | | | | | | INTERCEPTIONS | | | | | | | | | | | |
| | NO | YDS | AVG | LG | TD | | | | | NO | YDS | AVG | LG | TD | | | |
| Total | 0 | 0 | 0 | 0 | 0 | Total | | | | 0 | 0 | 0 | 0 | 0 | | | |
| PUNTING | | | | | | | | PUNTING | | | | | | | | | |
| | NO | YDS | AVG | NET | TB | IN20 | LG | | NO | YDS | AVG | NET | TB | IN20 | LG | | |
| B.Kern | 5 | 225 | 45.0 | 44.6 | 0 | 5 | 53 | M.Bosher | 3 | 129 | 43.0 | 42.3 | 0 | 0 | 50 | | |
| Total | 5 | 225 | 45.0 | 44.6 | 0 | 5 | 53 | Total | 3 | 129 | 43.0 | 42.3 | 0 | 0 | 50 | | |
| PUNT RETURNS | | | | | | | | PUNT RETURNS | | | | | | | | | |
| | NO | YDS | AVG | FC | LG | TD | | | NO | YDS | AVG | FC | LG | TD | | | |
| A.Humphries | 1 | 2 | 2.0 | 2 | 2 | 0 | M.Sanu | | 1 | 2 | 2.0 | 0 | 2 | 0 | | | |
| | | | | | | | [DOWNED] | | 1 | 0 | 0.0 | 0 | 0 | 0 | | | |
| | | | | | | | [OUT OF BOUNDS] | | 3 | 0 | 0.0 | 0 | 0 | 0 | | | |
| Total | 1 | 2 | 2.0 | 2 | 2 | 0 | Total | | 1 | 2 | 2.0 | 0 | 2 | 0 | | | |
| KICKOFF RETURNS | | | | | | | | KICKOFF RETURNS | | | | | | | | | |
| | NO | YDS | AVG | FC | LG | TD | | | NO | YDS | AVG | FC | LG | TD | | | |
| [TOUCHBACK] | 3 | 0 | 0.0 | 0 | 0 | 0 | K.Sheffield | | 2 | 42 | 21.0 | 0 | 29 | 0 | | | |
| | | | | | | | [TOUCHBACK] | | 3 | 0 | 0.0 | 0 | 0 | 0 | | | |
| Total | 0 | 0 | 0.0 | 0 | 0 | 0 | Total | | 2 | 42 | 21.0 | 0 | 29 | 0 | | | |

Tennessee Titans

| FUMBLES | FUM | LOST | OWN-REC | YDS | TD | FORCED | OPP-REC | YDS | TD | OUT-BDS |
|-----------|-----|------|---------|-----|----|--------|---------|-----|----|---------|
| M.Mariota | 1 | 0 | 1 | 0 | 0 | 0 | 0 | 0 | 0 | 0 |
| De.Walker | 1 | 0 | 0 | 0 | 0 | 0 | 0 | 0 | 0 | 1 |
| D.Henry | 1 | 0 | 0 | 0 | 0 | 0 | 0 | 0 | 0 | 1 |
| J.Casey | 0 | 0 | 0 | 0 | 0 | 1 | 1 | 0 | 0 | 0 |
| Total | 3 | 0 | 1 | 0 | 0 | 1 | 1 | 0 | 0 | 2 |

Atlanta Falcons

| FUMBLES | FUM | LOST | OWN-REC | YDS | TD | FORCED | OPP-REC | YDS | TD | OUT-BDS |
|------------|-----|------|---------|-----|----|--------|---------|-----|----|---------|
| M.Ryan | 1 | 1 | 0 | 0 | 0 | 0 | 0 | 0 | 0 | 0 |
| D.Campbell | 0 | 0 | 0 | 0 | 0 | 2 | 0 | 0 | 0 | 0 |
| A.Clayborn | 0 | 0 | 0 | 0 | 0 | 1 | 0 | 0 | 0 | 0 |
| Total | 1 | 1 | 0 | 0 | 0 | 3 | 0 | 0 | 0 | 0 |

Tennessee Titans vs Atlanta Falcons
9/29/2019 at Mercedes-Benz Stadium

Final Team Statistics

| | Visitor Titans | Home Falcons |
|---|-------------------|-----------------|
| TOTAL FIRST DOWNS | 22 | 24 |
| By Rushing | 8 | 5 |
| By Passing | 10 | 17 |
| By Penalty | 4 | 2 |
| THIRD DOWN EFFICIENCY | 6-13-46% | 5-14-36% |
| FOURTH DOWN EFFICIENCY | 0-1-0% | 1-4-25% |
| TOTAL NET YARDS | 365 | 422 |
| Total Offensive Plays (inc. times thrown passing) | 61 | 75 |
| Average gain per offensive play | 6.0 | 5.6 |
| NET YARDS RUSHING | 138 | 58 |
| Total Rushing Plays | 34 | 17 |
| Average gain per rushing play | 4.1 | 3.4 |
| Tackles for a loss-number and yards | 7-8 | 3-4 |
| NET YARDS PASSING | 227 | 364 |
| Times thrown - yards lost attempting to pass | 0-0 | 5-33 |
| Gross yards passing | 227 | 397 |
| PASS ATTEMPTS-COMPLETIONS-HAD INTERCEPTED | 27-18-0 | 53-35-0 |
| Avg gain per pass play (inc.# thrown passing) | 8.4 | 6.3 |
| KICKOFFS Number-In End Zone-Touchbacks | 5-4-3 | 3-3-3 |
| PUNTS Number and Average | 5-45.0 | 3-43.0 |
| Had Blocked | 0 | 0 |
| FGs - PATs Had Blocked | 0-0 | 0-0 |
| Net Punting Average | 44.6 | 42.3 |
| TOTAL RETURN YARDAGE (Not Including Kickoffs) | 2 | 2 |
| No. and Yards Punt Returns | 1-2 | 1-2 |
| No. and Yards Kickoff Returns | 0-0 | 2-42 |
| No. and Yards Interception Returns | 0-0 | 0-0 |
| PENALTIES Number and Yards | 5-77 | 7-50 |
| FUMBLES Number and Lost | 3-0 | 1-1 |
| TOUCHDOWNS | 3 | 1 |
| Rushing | 0 | 1 |
| Passing | 3 | 0 |
| EXTRA POINTS Made-Attempts | 3-3 | 1-1 |
| Kicking Made-Attempts | 3-3 | 1-1 |
| FIELD GOALS Made-Attempts | 1-1 | 1-2 |
| RED ZONE EFFICIENCY | 1-2-50% | 1-3-33% |
| GOAL TO GO EFFICIENCY | 0-0-0% | 1-1-100% |
| SAFETIES | 0 | 0 |
| FINAL SCORE | 24 | 10 |
| TIME OF POSSESSION | 29:19 | 30:41 |

Tennessee Titans vs Atlanta Falcons
9/29/2019 at Mercedes-Benz Stadium

Ball Possession And Drive Chart

Tennessee Titans

| # | Time Recd | Time Lost | Time Poss | How Ball Obtained | Drive Began | # Play | Yds Gain | Yds Pen | Net Yds | 1st Down | Last Scrm | How Given Up |
|----|-----------|-----------|-----------|-------------------|-------------|--------|----------|---------|---------|----------|-----------|--------------|
| 1 | 15:00 | 13:04 | 1:56 | Kickoff | TEN 25 | 4 | 10 | 0 | 10 | 1 | TEN 35 | Punt |
| 2 | 12:09 | 11:57 | 0:12 | Punt | TEN 45 | 1 | 55 | 0 | 55 | 1 | TEN 45 | Touchdown |
| 3 | 8:30 | 2:26 | 6:04 | Kickoff | TEN 25 | 13 | 70 | 5 | 75 | 7 | * ATL 11 | Touchdown |
| 4 | 0:05 | 13:28 | 1:37 | Fumble | TEN 31 | 3 | 6 | 0 | 6 | 0 | TEN 37 | Punt |
| 5 | 12:12 | 10:03 | 2:09 | Punt | TEN 38 | 5 | 35 | 0 | 35 | 1 | ATL 27 | Field Goal |
| 6 | 5:50 | 2:23 | 3:27 | Downs | TEN 40 | 6 | 60 | 0 | 60 | 3 | ATL 23 | Touchdown |
| 7 | 0:30 | 0:00 | 0:30 | Missed FG | TEN 22 | 3 | 13 | 0 | 13 | 1 | TEN 28 | End of Half |
| 8 | 11:39 | 9:40 | 1:59 | Kickoff | TEN 25 | 4 | 20 | 0 | 20 | 1 | TEN 45 | Punt |
| 9 | 5:12 | 2:48 | 2:24 | Downs | TEN 39 | 5 | 22 | -10 | 12 | 1 | ATL 49 | Punt |
| 10 | 1:46 | 13:09 | 3:37 | Punt | TEN 43 | 7 | 40 | 5 | 45 | 3 | * ATL 10 | Downs |
| 11 | 7:10 | 1:46 | 5:24 | Downs | TEN 26 | 11 | 34 | 5 | 39 | 3 | ATL 35 | Punt |

(359) Average TEN 33

Atlanta Falcons

| # | Time Recd | Time Lost | Time Poss | How Ball Obtained | Drive Began | # Play | Yds Gain | Yds Pen | Net Yds | 1st Down | Last Scrm | How Given Up |
|----|-----------|-----------|-----------|-------------------|-------------|--------|----------|---------|---------|----------|-----------|--------------|
| 1 | 13:04 | 12:09 | 0:55 | Punt | ATL 17 | 3 | 4 | 0 | 4 | 0 | ATL 21 | Punt |
| 2 | 11:57 | 8:30 | 3:27 | Kickoff | ATL 15 | 6 | 53 | 32 | 85 | 4 | * TEN 1 | Touchdown |
| 3 | 2:26 | 0:05 | 2:21 | Kickoff | ATL 25 | 6 | 29 | 0 | 29 | 2 | TEN 34 | Fumble |
| 4 | 13:28 | 12:12 | 1:16 | Punt | ATL 10 | 3 | 4 | 0 | 4 | 0 | ATL 14 | Punt |
| 5 | 10:03 | 5:50 | 4:13 | Kickoff | ATL 27 | 9 | 33 | 0 | 33 | 2 | TEN 39 | Downs |
| 6 | 2:23 | 0:30 | 1:53 | Kickoff | ATL 25 | 11 | 46 | 15 | 61 | 4 | * TEN 14 | Missed FG |
| 7 | 15:00 | 11:39 | 3:21 | Kickoff | ATL 25 | 10 | 61 | -10 | 51 | 3 | * TEN 24 | Field Goal |
| 8 | 9:40 | 5:12 | 4:28 | Punt | ATL 5 | 8 | 56 | 0 | 56 | 3 | TEN 30 | Downs |
| 9 | 2:48 | 1:46 | 1:02 | Punt | ATL 10 | 3 | 7 | -5 | 2 | 0 | ATL 12 | Punt |
| 10 | 13:09 | 7:10 | 5:59 | Downs | ATL 12 | 13 | 77 | -15 | 62 | 3 | TEN 25 | Downs |
| 11 | 1:46 | 0:00 | 1:46 | Punt | ATL 2 | 5 | 52 | 0 | 52 | 3 | ATL 43 | End of Game |

(173) Average ATL 16

* inside opponent's 20

| Time of Possession by Quarter | | 1st | 2nd | 3rd | 4th | OT | Total |
|---------------------------------|------------------|--------------------|------|---------------------|------|----|-------|
| Visitor | Tennessee Titans | 8:17 | 7:38 | 6:09 | 7:15 | | 29:19 |
| Home | Atlanta Falcons | 6:43 | 7:22 | 8:51 | 7:45 | | 30:41 |
| Kickoff Drive No.-Start Average | | Titans: 3 - TEN 25 | | Falcons: 5 - ATL 23 | | | |

Tennessee Titans vs Atlanta Falcons
9/29/2019 at Mercedes-Benz Stadium

Final Defensive Statistics

| Tennessee Titans | Regular Defensive Plays | | | | | | | | | | | | Special Teams | | | | | Misc | | | |
|------------------|-------------------------|-----------|-----------|----------|-----------|----------|-----------|----------|----------|----------|----------|--|---------------|----------|----------|----------|----------|----------|----------|----------|----------|
| | TKL | AST | COMB | SK | / YDS | TFL | Q | IN | PD | FF | FR | | TKL | AST | FF | FR | BL | TKL | AST | FF | FR |
| R.Evans | 5 | 5 | 10 | 0.5 | 2.5 | 0 | 2 | 0 | 0 | 0 | 0 | | 0 | 0 | 0 | 0 | 0 | 0 | 0 | 0 | 0 |
| J.Brown | 3 | 4 | 7 | 1 | 1 | 1 | 3 | 0 | 1 | 0 | 0 | | 0 | 0 | 0 | 0 | 0 | 0 | 0 | 0 | 0 |
| K.Byard | 3 | 4 | 7 | 0 | 0 | 0 | 0 | 0 | 1 | 0 | 0 | | 0 | 0 | 0 | 0 | 0 | 0 | 0 | 0 | 0 |
| L.Ryan | 3 | 4 | 7 | 0 | 0 | 0 | 0 | 0 | 0 | 0 | 0 | | 0 | 0 | 0 | 0 | 0 | 0 | 0 | 0 | 0 |
| M.Butler | 5 | 1 | 6 | 0 | 0 | 1 | 0 | 0 | 0 | 0 | 0 | | 0 | 0 | 0 | 0 | 0 | 0 | 0 | 0 | 0 |
| K.Vaccaro | 2 | 4 | 6 | 0 | 0 | 1 | 0 | 0 | 0 | 0 | 0 | | 0 | 0 | 0 | 0 | 0 | 0 | 0 | 0 | 0 |
| A.Jackson | 5 | 0 | 5 | 0 | 0 | 0 | 0 | 0 | 1 | 0 | 0 | | 0 | 0 | 0 | 0 | 0 | 0 | 0 | 0 | 0 |
| H.Landry | 3 | 1 | 4 | 2 | 15 | 2 | 2 | 0 | 0 | 0 | 0 | | 0 | 0 | 0 | 0 | 0 | 0 | 0 | 0 | 0 |
| J.Casey | 3 | 1 | 4 | 1 | 12 | 0 | 1 | 0 | 0 | 1 | 1 | | 0 | 0 | 0 | 0 | 0 | 0 | 0 | 0 | 0 |
| W.Woodyard | 3 | 1 | 4 | 0 | 0 | 1 | 0 | 0 | 0 | 0 | 0 | | 0 | 0 | 0 | 0 | 0 | 0 | 0 | 0 | 0 |
| A.Hooker | 3 | 1 | 4 | 0 | 0 | 0 | 0 | 0 | 0 | 0 | 0 | | 0 | 0 | 0 | 0 | 0 | 0 | 0 | 0 | 0 |
| R.Gilbert | 2 | 1 | 3 | 0 | 0 | 0 | 1 | 0 | 0 | 0 | 0 | | 0 | 0 | 0 | 0 | 0 | 0 | 0 | 0 | 0 |
| K.Correa | 1 | 0 | 1 | 0 | 0 | 0 | 0 | 0 | 0 | 0 | 0 | | 0 | 0 | 0 | 0 | 0 | 0 | 0 | 0 | 0 |
| B.Urban | 1 | 0 | 1 | 0 | 0 | 0 | 0 | 0 | 0 | 0 | 0 | | 0 | 0 | 0 | 0 | 0 | 0 | 0 | 0 | 0 |
| I.Mack | 0 | 1 | 1 | 0.5 | 2.5 | 0 | 1 | 0 | 0 | 0 | 0 | | 0 | 0 | 0 | 0 | 0 | 0 | 0 | 0 | 0 |
| D.Jones | 0 | 1 | 1 | 0 | 0 | 0 | 0 | 0 | 0 | 0 | 0 | | 0 | 0 | 0 | 0 | 0 | 0 | 0 | 0 | 0 |
| C.Wake | 0 | 0 | 0 | 0 | 0 | 0 | 2 | 0 | 1 | 0 | 0 | | 0 | 0 | 0 | 0 | 0 | 0 | 0 | 0 | 0 |
| C.Milton | 0 | 0 | 0 | 0 | 0 | 0 | 0 | 0 | 0 | 0 | 0 | | 2 | 0 | 0 | 0 | 0 | 0 | 0 | 0 | 0 |
| L.Sims | 0 | 0 | 0 | 0 | 0 | 0 | 0 | 0 | 0 | 0 | 0 | | 1 | 0 | 0 | 0 | 0 | 0 | 0 | 0 | 0 |
| M.Mariota | 0 | 0 | 0 | 0 | 0 | 0 | 0 | 0 | 0 | 0 | 0 | | 0 | 0 | 0 | 0 | 0 | 0 | 0 | 0 | 1 |
| Total | 42 | 29 | 71 | 5 | 33 | 6 | 12 | 0 | 4 | 1 | 1 | | 3 | 0 | 0 | 0 | 0 | 0 | 0 | 0 | 1 |

TKL = Tackle AST = Assist COMB = Combined QH=QB Hit IN = Interception PD = Pass Defense FF = Forced Fumble FR = Fumble Recovery

| Atlanta Falcons | Regular Defensive Plays | | | | | | | | | | | | Special Teams | | | | | Misc | | | |
|-----------------|-------------------------|-----------|-----------|----------|----------|----------|----------|----------|----------|----------|----------|--|---------------|----------|----------|----------|----------|----------|----------|----------|----------|
| | TKL | AST | COMB | SK | / YDS | TFL | QH | IN | PD | FF | FR | | TKL | AST | FF | FR | BL | TKL | AST | FF | FR |
| D.Campbell | 7 | 10 | 17 | 0 | 0 | 2 | 0 | 0 | 0 | 2 | 0 | | 0 | 0 | 0 | 0 | 0 | 0 | 0 | 0 | 0 |
| K.Ishmael | 1 | 8 | 9 | 0 | 0 | 0 | 0 | 0 | 0 | 0 | 0 | | 0 | 0 | 0 | 0 | 0 | 0 | 0 | 0 | 0 |
| D.Jones | 3 | 5 | 8 | 0 | 0 | 0 | 0 | 0 | 0 | 0 | 0 | | 0 | 0 | 0 | 0 | 0 | 0 | 0 | 0 | 0 |
| R.Allen | 2 | 6 | 8 | 0 | 0 | 1 | 0 | 0 | 0 | 0 | 0 | | 0 | 0 | 0 | 0 | 0 | 0 | 0 | 0 | 0 |
| G.Jarrett | 1 | 7 | 8 | 0 | 0 | 0 | 1 | 0 | 0 | 0 | 0 | | 0 | 0 | 0 | 0 | 0 | 0 | 0 | 0 | 0 |
| T.Davison | 2 | 5 | 7 | 0 | 0 | 0 | 0 | 0 | 0 | 0 | 0 | | 0 | 0 | 0 | 0 | 0 | 0 | 0 | 0 | 0 |
| T.McKinley | 2 | 1 | 3 | 0 | 0 | 1 | 1 | 0 | 0 | 0 | 0 | | 0 | 0 | 0 | 0 | 0 | 0 | 0 | 0 | 0 |
| V.Beasley | 1 | 2 | 3 | 0 | 0 | 1 | 0 | 0 | 0 | 0 | 0 | | 0 | 0 | 0 | 0 | 0 | 0 | 0 | 0 | 0 |
| J.Cominsky | 0 | 3 | 3 | 0 | 0 | 0 | 1 | 0 | 0 | 0 | 0 | | 0 | 0 | 0 | 0 | 0 | 0 | 0 | 0 | 0 |
| I.Oliver | 2 | 0 | 2 | 0 | 0 | 0 | 0 | 0 | 0 | 0 | 0 | | 0 | 0 | 0 | 0 | 0 | 0 | 0 | 0 | 0 |
| A.Clayborn | 1 | 1 | 2 | 0 | 0 | 0 | 0 | 0 | 0 | 1 | 0 | | 0 | 0 | 0 | 0 | 0 | 0 | 0 | 0 | 0 |
| A.Bailey | 1 | 1 | 2 | 0 | 0 | 1 | 0 | 0 | 0 | 0 | 0 | | 0 | 0 | 0 | 0 | 0 | 0 | 0 | 0 | 0 |
| K.Sheffield | 1 | 0 | 1 | 0 | 0 | 0 | 0 | 0 | 0 | 0 | 0 | | 0 | 0 | 0 | 0 | 0 | 0 | 0 | 0 | 0 |
| D.Kazee | 1 | 0 | 1 | 0 | 0 | 0 | 0 | 0 | 0 | 0 | 0 | | 0 | 0 | 0 | 0 | 0 | 0 | 0 | 0 | 0 |
| J.Crawford | 0 | 1 | 1 | 0 | 0 | 0 | 1 | 0 | 0 | 0 | 0 | | 0 | 0 | 0 | 0 | 0 | 0 | 0 | 0 | 0 |
| D.Trufant | 0 | 1 | 1 | 0 | 0 | 0 | 0 | 0 | 0 | 0 | 0 | | 0 | 0 | 0 | 0 | 0 | 0 | 0 | 0 | 0 |
| J.Graham | 0 | 0 | 0 | 0 | 0 | 0 | 0 | 0 | 0 | 0 | 0 | | 1 | 0 | 0 | 0 | 0 | 0 | 0 | 0 | 0 |
| A.Hooper | 0 | 0 | 0 | 0 | 0 | 0 | 0 | 0 | 0 | 0 | 0 | | 0 | 0 | 0 | 0 | 0 | 1 | 0 | 0 | 0 |
| Total | 25 | 51 | 76 | 0 | 0 | 6 | 4 | 0 | 0 | 3 | 0 | | 1 | 0 | 0 | 0 | 0 | 1 | 0 | 0 | 0 |

Tennessee Titans vs Atlanta Falcons
9/29/2019 at Mercedes-Benz Stadium

First Half Summary

| PERIOD SCORES | | | | TIME OF POSSESSION | | | |
|---------------|----|----|------|--------------------|-------|--|--|
| Titans | 14 | 10 | = 24 | Titans | 15:55 | | |
| Falcons | 7 | 0 | = 7 | Falcons | 14:05 | | |

| Scoring Plays | | | | | | | |
|---------------|-----|-------|--|--|--|---------|------|
| Team | Qtr | Time | Play Description (Extra Point) (Drive Info) | | | Visitor | Home |
| Titans | 1 | 11:57 | A.Brown 55 yd. pass from M.Mariota (C.Santos kick) (1-55, 0:12) | | | 7 | 0 |
| Falcons | 1 | 8:30 | I.Smith 1 yd. run (M.Bryant kick) (6-85, 3:27) | | | 7 | 7 |
| Titans | 1 | 2:26 | A.Brown 11 yd. pass from M.Mariota (C.Santos kick) (13-75, 6:04) | | | 14 | 7 |
| Titans | 2 | 10:03 | C.Santos 45 yd. Field Goal (5-35, 2:09) | | | 17 | 7 |
| Titans | 2 | 2:23 | C.Davis 23 yd. pass from M.Mariota (C.Santos kick) (6-60, 3:27) | | | 24 | 7 |

| | Tennessee Titans | Atlanta Falcons |
|--|------------------|-----------------|
| TOTAL FIRST DOWNS | 14 | 12 |
| First Downs Rushing-Passing-by Penalty | 4 - 8 - 2 | 3 - 7 - 2 |
| THIRD DOWN EFFICIENCY | 4-7-57% | 3-7-43% |
| TOTAL NET YARDS | 249 | 169 |
| Total Offensive Plays | 34 | 37 |
| NET YARDS RUSHING | 60 | 35 |
| NET YARDS PASSING | 189 | 134 |
| Gross Yards Passing | 189 | 146 |
| Times thrown-yards lost attempting to pass | 0-0 | 1-12 |
| Pass Attempts-Completions-Had Intercepted | 19 - 14 - 0 | 24 - 15 - 0 |
| Punts-Number and Average | 2 - 51.5 | 2 - 42 |
| Penalties-Number and Yards | 4 - 67 | 2 - 10 |
| Fumbles-Number and Lost | 1 - 0 | 1 - 1 |
| Red Zone Efficiency | 1-1-100% | 1-2-50% |
| Average Drive Start | TEN 32 | ATL 20 |

| Tennessee Titans | | | | | | | | | | Atlanta Falcons | | | | | | | | | |
|------------------|-----|-----|-------|------|----|-----------|-----|-------|-----------|-----------------|-----|-------|------|----|----|----|------|--|--|
| RUSHING | | | | | | RUSHING | | | | | | | | | | | | | |
| ATT | YDS | AVG | LG | TD | | ATT | YDS | AVG | LG | TD | | | | | | | | | |
| D.Henry | 9 | 29 | 3.2 | 16 | 0 | D.Freeman | 8 | 17 | 2.1 | 7 | 0 | | | | | | | | |
| D.Lewis | 4 | 16 | 4.0 | 7 | 0 | I.Smith | 2 | 11 | 5.5 | 10 | 1 | | | | | | | | |
| M.Mariota | 2 | 15 | 7.5 | 11 | 0 | M.Ryan | 1 | 6 | 6.0 | 6 | 0 | | | | | | | | |
| | | | | | | J.Jones | 1 | 1 | 1.0 | 1 | 0 | | | | | | | | |
| Total | 15 | 60 | 4.0 | 16 | 0 | Total | 12 | 35 | 2.9 | 10 | 1 | | | | | | | | |
| PASSING | | | | | | | | | | PASSING | | | | | | | | | |
| ATT | CMP | YDS | SK/YD | TD | LG | IN | RT | | ATT | CMP | YDS | SK/YD | TD | LG | IN | RT | | | |
| M.Mariota | 19 | 14 | 189 | 0/0 | 3 | 55 | 0 | 144.5 | M.Ryan | 24 | 15 | 146 | 1/12 | 0 | 28 | 0 | 79.5 | | |
| Total | 19 | 14 | 189 | 0/0 | 3 | 55 | 0 | 144.5 | Total | 24 | 15 | 146 | 1/12 | 0 | 28 | 0 | 79.5 | | |
| PASS RECEIVING | | | | | | | | | | PASS RECEIVING | | | | | | | | | |
| TAR | REC | YDS | AVG | LG | TD | | | | TAR | REC | YDS | AVG | LG | TD | | | | | |
| C.Davis | 5 | 4 | 75 | 18.8 | 23 | 1 | | | A.Hooper | 7 | 6 | 75 | 12.5 | 28 | 0 | | | | |
| A.Brown | 3 | 3 | 94 | 31.3 | 55 | 2 | | | M.Sanu | 6 | 4 | 28 | 7.0 | 8 | 0 | | | | |
| D.Lewis | 4 | 3 | -7 | -2.3 | -1 | 0 | | | J.Jones | 5 | 3 | 34 | 11.3 | 20 | 0 | | | | |
| A.Humphries | 3 | 2 | 15 | 7.5 | 9 | 0 | | | D.Freeman | 2 | 2 | 9 | 4.5 | 5 | 0 | | | | |
| D.Henry | 1 | 1 | 8 | 8.0 | 8 | 0 | | | C.Ridley | 2 | 0 | 0 | 0.0 | 0 | 0 | | | | |
| De.Walker | 1 | 1 | 4 | 4.0 | 4 | 0 | | | I.Smith | 1 | 0 | 0 | 0.0 | 0 | 0 | | | | |
| Total | 17 | 14 | 189 | 13.5 | 55 | 3 | | | Total | 23 | 15 | 146 | 9.7 | 28 | 0 | | | | |

| Tennessee Titans | Regular Defensive Plays | | | | | | | | | | | | Special Teams | | | | | Misc | | | |
|------------------|-------------------------|-----|------|----|-------|-----|---|----|----|----|----|-----|---------------|----|----|----|-----|------|----|----|---|
| | TKL | AST | COMB | SK | / YDS | TFL | Q | IN | PD | FF | FR | TKL | AST | FF | FR | BL | TKL | AST | FF | FR | |
| R.Evans | 3 | 2 | 5 | 0 | 0 | 0 | 1 | 0 | 0 | 0 | 0 | 0 | 0 | 0 | 0 | 0 | 0 | 0 | 0 | 0 | 0 |
| A.Jackson | 4 | 0 | 4 | 0 | 0 | 0 | 0 | 0 | 1 | 0 | 0 | 0 | 0 | 0 | 0 | 0 | 0 | 0 | 0 | 0 | 0 |
| J.Casey | 3 | 1 | 4 | 1 | 12 | 0 | 1 | 0 | 0 | 1 | 1 | 0 | 0 | 0 | 0 | 0 | 0 | 0 | 0 | 0 | 0 |
| K.Byard | 2 | 2 | 4 | 0 | 0 | 0 | 0 | 0 | 0 | 0 | 0 | 0 | 0 | 0 | 0 | 0 | 0 | 0 | 0 | 0 | 0 |
| Total | 12 | 5 | 17 | 1 | 12 | 0 | 2 | 0 | 1 | 1 | 1 | 0 | 0 | 0 | 0 | 0 | 0 | 0 | 0 | 0 | 0 |

First Half Summary

Play By Play

First Quarter

9/29/2019

ATL wins the coin toss and elects to defer. TEN elects to Receive, and ATL elects to defend the east goal.

M.Bosher kicks 65 yards from ATL 35 to end zone, Touchback.

Tennessee Titans at 15:00

| | | |
|--------------------|--|----|
| 1-10-TEN 25 | (15:00) (Shotgun) M.Mariota pass short left to C.Davis ran ob at TEN 39 for 14 yards (D.Jones). | P1 |
| <u>1-10-TEN 39</u> | (14:27) D.Henry right end to TEN 38 for -1 yards (A.Bailey). | |
| 2-11-TEN 38 | (13:51) (Shotgun) M.Mariota pass incomplete short left to A.Humphries. | |
| 3-11-TEN 38 | (13:47) (Shotgun) M.Mariota pass short right to D.Lewis to TEN 35 for -3 yards (R.Allen). | |
| 4-14-TEN 35 | (13:13) B.Kern punts 50 yards to ATL 15, Center-B.Brinkley. M.Sanu to ATL 17 for 2 yards (C.Milton). | |

Atlanta Falcons at 13:04

| | |
|-------------|---|
| 1-10-ATL 17 | (13:04) (Shotgun) D.Freeman right guard to ATL 21 for 4 yards (J.Casey). |
| 2-6-ATL 21 | (12:26) T.Sambrailo reported in as eligible. M.Ryan pass incomplete deep left to J.Jones. |
| 3-6-ATL 21 | (12:22) (Shotgun) M.Ryan pass incomplete short right to C.Ridley (A.Jackson) [C.Wake]. |
| 4-6-ATL 21 | (12:17) M.Bosher punts 34 yards to TEN 45, Center-J.Harris, fair catch by A.Humphries. |

Tennessee Titans at 12:09

| | | |
|-------------|---|----|
| 1-10-TEN 45 | (12:09) D.Quessenberry reported in as eligible. M.Mariota pass short middle to A.Brown for 55 yards, TOUCHDOWN. | P2 |
| | C.Santos extra point is GOOD, Center-B.Brinkley, Holder-B.Kern. | |

TEN 7 ATL 0, 1 plays, 55 yards, 0:12 drive, 3:03 elapsed

C.Santos kicks 63 yards from TEN 35 to ATL 2. K.Sheffield to ATL 15 for 13 yards (C.Milton).

Atlanta Falcons at 11:57, (1st play from scrimmage 11:51)

| | | |
|--------------------|---|----|
| 1-10-ATL 15 | (11:51) M.Ryan pass short left to A.Hooper to ATL 20 for 5 yards (J.Brown). | |
| 2-5-ATL 20 | (11:24) M.Ryan pass incomplete deep left to M.Sanu. | |
| | PENALTY on TEN-L.Ryan, Defensive Pass Interference, 32 yards, enforced at ATL 20 - No Play. | X1 |
| | Penalty on TEN-A.Jackson, Illegal Use of Hands, declined. | |
| <u>1-10-TEN 48</u> | (11:16) D.Freeman left end to TEN 47 for 1 yard (J.Casey, L.Ryan). | |
| 2-9-TEN 47 | (10:31) (Shotgun) M.Ryan pass deep left to A.Hooper to TEN 19 for 28 yards (M.Butler; K.Byard). | P2 |
| <u>1-10-TEN 19</u> | (9:55) M.Ryan pass short middle to M.Sanu to TEN 11 for 8 yards (H.Landry). | |
| 2-2-TEN 11 | (9:17) I.Smith right guard to TEN 1 for 10 yards (J.Brown; K.Byard). | R3 |
| <u>1-1-TEN 1</u> | (8:34) I.Smith left guard for 1 yard, TOUCHDOWN. | R4 |
| | M.Bryant extra point is GOOD, Center-J.Harris, Holder-M.Bosher. | |

TEN 7 ATL 7, 6 plays, 85 yards, 1 penalty, 3:27 drive, 6:30 elapsed

M.Bosher kicks 65 yards from ATL 35 to end zone, Touchback.

Tennessee Titans at 8:30

| | | |
|--------------------|---|----|
| 1-10-TEN 25 | (8:30) M.Mariota pass incomplete short right [T.McKinley]. | |
| 2-10-TEN 25 | (8:24) (Shotgun) M.Mariota pass incomplete short left to D.Lewis. | |
| 3-10-TEN 25 | (8:18) (Shotgun) PENALTY on TEN-De.Walker, False Start, 5 yards, enforced at TEN 25 - No Play. | |
| 3-15-TEN 20 | (8:18) (Shotgun) M.Mariota pass short middle to C.Davis to TEN 36 for 16 yards (D.Campbell). | P3 |
| <u>1-10-TEN 36</u> | (7:38) D.Henry right guard to TEN 39 for 3 yards (D.Campbell; T.McKinley). | |
| 2-7-TEN 39 | (6:57) (Shotgun) M.Mariota right end to 50 for 11 yards (D.Jones). | R4 |
| <u>1-10-50</u> | (6:18) D.Henry left tackle to ATL 49 for 1 yard (D.Campbell). | |
| | PENALTY on ATL-T.Davison, Defensive Holding, 5 yards, enforced at ATL 49. | X5 |
| <u>1-10-ATL 44</u> | (5:55) M.Mariota pass incomplete short right. | |
| 2-10-ATL 44 | (5:50) (Shotgun) M.Mariota pass incomplete short left to C.Davis. | |
| | PENALTY on ATL-T.Davison, Illegal Use of Hands, 5 yards, enforced at ATL 44 - No Play. | X6 |
| <u>1-10-ATL 39</u> | (5:46) D.Henry left end to ATL 40 for -1 yards (T.McKinley). | |
| 2-11-ATL 40 | (5:06) (Shotgun) M.Mariota pass short left to De.Walker to ATL 36 for 4 yards (D.Campbell). FUMBLES (D.Campbell), ball out of bounds at ATL 36. | |
| 3-7-ATL 36 | (4:32) (Shotgun) M.Mariota pass short right to A.Humphries pushed ob at ATL 27 for 9 yards (K.Sheffield). | P7 |
| <u>1-10-ATL 27</u> | (3:52) D.Henry left end pushed ob at ATL 11 for 16 yards (I.Oliver). | R8 |
| <u>1-10-ATL 11</u> | (3:12) (Shotgun) D.Henry right guard to ATL 11 for no gain (G.Jarrett; V.Beasley). | |
| 2-10-ATL 11 | (2:32) M.Mariota pass short right to A.Brown for 11 yards, TOUCHDOWN. | P9 |
| | C.Santos extra point is GOOD, Center-B.Brinkley, Holder-B.Kern. | |

TEN 14 ATL 7, 13 plays, 75 yards, 2 penalties, 6:04 drive, 12:34 elapsed

Tennessee Titans vs Atlanta Falcons at Mercedes-Benz Stadium

C.Santos kicks 65 yards from TEN 35 to end zone, Touchback.

Atlanta Falcons at 2:26

| | | |
|--------------------|--|----|
| 1-10-ATL 25 | (2:26) M.Ryan pass deep right to J.Jones pushed ob at ATL 45 for 20 yards (M.Butler). | P5 |
| <u>1-10-ATL 45</u> | (1:57) D.Freeman right end pushed ob at ATL 48 for 3 yards (K.Byard). | |
| 2-7-ATL 48 | (1:26) M.Ryan pass incomplete short left to A.Hooper. | |
| 3-7-ATL 48 | (1:21) (Shotgun) M.Ryan pass short middle to A.Hooper to TEN 36 for 16 yards (K.Vaccaro; H.Landry). | P6 |
| <u>1-10-TEN 36</u> | (:46) D.Freeman left guard to TEN 34 for 2 yards (D.Jones; J.Brown). | |
| 2-8-TEN 34 | (:13) M.Ryan sacked at TEN 44 for -10 yards (J.Casey). FUMBLES (J.Casey) [J.Casey], RECOVERED by TEN-J.Casey at TEN 46. J.Casey to TEN 46 for no gain (A.Hooper). PENALTY on TEN-M.Butler, Unsportsmanlike Conduct, 15 yards, enforced between downs. | |

Tennessee Titans at 0:05

| | |
|-------------|---|
| 1-10-TEN 31 | (:05) D.Lewis right guard to TEN 34 for 3 yards (T.Davison; K.Ishmael). |
|-------------|---|

| END OF QUARTER | Score | Time Poss | First Downs | | | | Efficiencies | |
|------------------|-------|-----------|-------------|---|---|---|--------------|--------|
| | | | R | P | X | T | 3 Down | 4 Down |
| Tennessee Titans | 14 | 8:17 | 2 | 5 | 2 | 9 | 2/3 | 0/0 |
| Atlanta Falcons | 7 | 6:43 | 2 | 3 | 1 | 6 | 1/2 | 0/0 |

Second Quarter

9/29/2019

Play By Play

Tennessee Titans continued.

- 2-7-TEN 34 (15:00) M.Mariota pass short left to D.Lewis to TEN 33 for -1 yards (D.Jones; T.Davison).
- 3-8-TEN 33 (14:15) (Shotgun) M.Mariota scrambles left end to TEN 37 for 4 yards (D.Jones).
- 4-4-TEN 37 (13:37) B.Kern punts 53 yards to ATL 10, Center-B.Brinkley, out of bounds.

Atlanta Falcons at 13:28

- 1-10-ATL 10 (13:28) M.Ryan pass incomplete deep middle to C.Ridley.
- 2-10-ATL 10 (13:21) (Shotgun) D.Freeman right tackle to ATL 8 for -2 yards (W.Woodyard).
- 3-12-ATL 8 (12:41) (Shotgun) M.Ryan scrambles right end ran ob at ATL 14 for 6 yards (R.Evans).
- 4-6-ATL 14 (12:23) M.Bosher punts 50 yards to TEN 36, Center-J.Harris. A.Humphries to TEN 38 for 2 yards (J.Graham).

Tennessee Titans at 12:12

- 1-10-TEN 38 (12:12) M.Mariota pass deep left to A.Brown to ATL 34 for 28 yards (I.Oliver).
- 1-10-ATL 34 (11:31) D.Henry right guard to ATL 33 for 1 yard (K.Ishmael; J.Cominsky).
- 2-9-ATL 33 (10:53) (Shotgun) M.Mariota pass short right to A.Humphries to ATL 27 for 6 yards (D.Kazee).
- 3-3-ATL 27 (10:12) (Shotgun) M.Mariota pass incomplete short right to C.Davis [J.Crawford].
- 4-3-ATL 27 (10:07) C.Santos 45 yard field goal is GOOD, Center-B.Brinkley, Holder-B.Kern.

P10

TEN 17 ATL 7, 5 plays, 35 yards, 2:09 drive, 4:57 elapsed

C.Santos kicks 67 yards from TEN 35 to ATL -2. K.Sheffield pushed ob at ATL 27 for 29 yards (L.Sims).

Atlanta Falcons at 10:03, (1st play from scrimmage 9:55)

- 1-10-ATL 27 (9:55) D.Freeman right tackle to ATL 30 for 3 yards (R.Evans).
- 2-7-ATL 30 (9:21) (Shotgun) M.Ryan pass incomplete deep right to J.Jones (J.Brown).
- 3-7-ATL 30 (9:15) (Shotgun) M.Ryan pass short right to J.Jones ran ob at ATL 41 for 11 yards (A.Jackson).
- 1-10-ATL 41 (8:40) T.Sambrailo reported in as eligible. M.Ryan pass short left to D.Freeman to ATL 45 for 4 yards (K.Correa).
- 2-6-ATL 45 (7:58) D.Freeman left tackle to TEN 48 for 7 yards (K.Byard).
- 1-10-TEN 48 (7:21) J.Jones left end ran ob at TEN 47 for 1 yard (R.Gilbert).
- 2-9-TEN 47 (6:41) (Shotgun) M.Ryan pass incomplete short right to M.Sanu (C.Wake).
- 3-9-TEN 47 (6:38) (Shotgun) M.Ryan pass short middle to M.Sanu to TEN 39 for 8 yards (K.Vaccaro; R.Evans).
- Timeout #1 by TEN at 05:57.
- 4-1-TEN 39 (5:57) D.Freeman left guard to TEN 40 for -1 yards (K.Vaccaro, J.Casey).

P7

R8

Tennessee Titans at 5:50

- 1-10-TEN 40 (5:50) (Shotgun) D.Henry left tackle to TEN 45 for 5 yards (T.Davison).
- 2-5-TEN 45 (5:13) D.Henry left tackle to 50 for 5 yards (D.Campbell; A.Clayborn).
- 1-10-50 (4:37) M.Mariota pass deep right to C.Davis pushed ob at ATL 28 for 22 yards (K.Ishmael).
- 1-10-ATL 28 (3:58) (Shotgun) M.Mariota pass short right to D.Lewis to ATL 31 for -3 yards (D.Campbell).
- 2-13-ATL 31 (3:15) (Shotgun) M.Mariota pass short right to D.Henry to ATL 23 for 8 yards (K.Ishmael; D.Campbell).
- 3-5-ATL 23 (2:31) (Shotgun) M.Mariota pass short left to C.Davis for 23 yards, TOUCHDOWN.
- C.Santos extra point is GOOD, Center-B.Brinkley, Holder-B.Kern.

R11

P12

P13

TEN 24 ATL 7, 6 plays, 60 yards, 3:27 drive, 12:37 elapsed

C.Santos kicks 65 yards from TEN 35 to end zone, Touchback.

Atlanta Falcons at 2:23

- 1-10-ATL 25 (2:23) (Shotgun) M.Ryan pass short middle to A.Hooper to ATL 35 for 10 yards (R.Evans; J.Brown).
- 1-10-ATL 35 (2:04) (No Huddle, Shotgun) M.Ryan pass short left to J.Jones to ATL 38 for 3 yards (M.Butler).

P9

Two-Minute Warning

- 2-7-ATL 38 (1:59) (Shotgun) M.Ryan pass short right to A.Hooper pushed ob at ATL 45 for 7 yards (R.Evans).
- 1-10-ATL 45 (1:52) (Shotgun) M.Ryan pass incomplete deep middle to M.Sanu [C.Wake].
- 2-10-ATL 45 (1:47) (Shotgun) M.Ryan pass short right to D.Freeman ran ob at 50 for 5 yards (A.Jackson).
- 3-5-50 (1:42) (Shotgun) M.Ryan pass short left to M.Sanu to TEN 44 for 6 yards (A.Jackson).
- 1-10-TEN 44 (1:20) (No Huddle, Shotgun) M.Ryan pass short right to A.Hooper pushed ob at TEN 35 for 9 yards (A.Jackson) [J.Brown].
- 2-1-TEN 35 (1:15) (Shotgun) M.Ryan pass short right to D.Freeman to TEN 37 for -2 yards (W.Woodyard).
- PENALTY on TEN-H.Landry, Roughing the Passer, 15 yards, enforced at TEN 35 - No Play.
- Penalty on TEN-R.Gilbert, Defensive Offside, declined.
- 1-10-TEN 20 (1:10) (Shotgun) M.Ryan pass incomplete short left to I.Smith.

P10

P11

X12

Tennessee Titans vs Atlanta Falcons at Mercedes-Benz Stadium

- 2-10-TEN 20 (1:05) (Shotgun) M.Ryan pass short right to M.Sanu to TEN 14 for 6 yards (L.Ryan).
- 3-4-TEN 14 (:42) (No Huddle, Shotgun) M.Ryan pass incomplete short right [R.Evans].
- 4-4-TEN 14 (:35) M.Bryant 32 yard field goal is No Good, Hit Left Upright, Center-J.Harris, Holder-M.Bosher.

Tennessee Titans at 0:30

- 1-10-TEN 22 (:30) D.Lewis left guard to TEN 25 for 3 yards (G.Jarrett).
Timeout #1 by ATL at 00:25.
- 2-7-TEN 25 (:25) (Shotgun) D.Lewis left tackle to TEN 28 for 3 yards (D.Jones; D.Campbell).
Timeout #2 by ATL at 00:18.
- 3-4-TEN 28 (:18) (Shotgun) D.Lewis left guard to TEN 35 for 7 yards (D.Campbell; J.Crawford).

R14

| END OF QUARTER | | | First Downs | | | | Efficiencies | |
|------------------|-------|-----------|-------------|---|---|---|--------------|--------|
| | Score | Time Poss | R | P | X | T | 3 Down | 4 Down |
| Tennessee Titans | 24 | 7:38 | 2 | 3 | 0 | 5 | 2/4 | 0/0 |
| Atlanta Falcons | 7 | 7:22 | 1 | 4 | 1 | 6 | 2/5 | 0/1 |

Third Quarter

9/29/2019

Play By Play

ATL elects to Receive, and TEN elects to defend the West goal.

C.Santos kicks 65 yards from TEN 35 to end zone, Touchback.

Atlanta Falcons at 15:00

| | | |
|--------------------|--|-----|
| <u>1-10-ATL 25</u> | (15:00) M.Ryan pass short right to D.Freeman pushed ob at ATL 47 for 22 yards (M.Butler). | P13 |
| <u>1-10-ATL 47</u> | (14:21) D.Freeman left guard to ATL 46 for -1 yards (R.Gilbert; L.Ryan). | |
| 2-11-ATL 46 | (13:47) (Shotgun) M.Ryan scrambles left end ran ob at TEN 42 for 12 yards (J.Brown). | R14 |
| <u>1-10-TEN 42</u> | (13:09) M.Ryan pass incomplete deep left. | |
| 2-10-TEN 42 | (13:01) (Shotgun) M.Ryan pass incomplete short left to D.Freeman [J.Brown]. | |
| 3-10-TEN 42 | (12:58) (Shotgun) M.Ryan pass deep left to M.Sanu to TEN 14 for 28 yards (K.Byard; A.Hooker). | P15 |
| <u>1-10-TEN 14</u> | (12:18) (Shotgun) Direct snap to M.Sanu. M.Sanu left end pushed ob at TEN 12 for 2 yards (J.Brown). PENALTY on ATL-A.Hooper, Offensive Holding, 10 yards, enforced at TEN 14 - No Play. | |
| 1-20-TEN 24 | (11:58) M.Ryan pass incomplete short right to L.Stocker [R.Gilbert]. Timeout #1 by TEN at 11:53. | |
| 2-20-TEN 24 | (11:53) (Shotgun) M.Ryan pass incomplete short right to C.Ridley. | |
| 3-20-TEN 24 | (11:48) (Shotgun) M.Ryan pass incomplete deep middle to M.Sanu. | |
| 4-20-TEN 24 | (11:41) M.Bryant 42 yard field goal is GOOD, Center-J.Harris, Holder-M.Bosher. | |

| |
|---|
| TEN 24 ATL 10, 10 plays, 51 yards, 3:21 drive, 3:21 elapsed |
|---|

M.Bosher kicks 65 yards from ATL 35 to end zone, Touchback.

Tennessee Titans at 11:39

| | | |
|--------------------|---|-----|
| 1-10-TEN 25 | (11:39) M.Mariota pass short middle to C.Davis to TEN 41 for 16 yards (R.Allen). | P15 |
| <u>1-10-TEN 41</u> | (11:05) D.Henry right end to TEN 40 for -1 yards (D.Campbell). | |
| 2-11-TEN 40 | (10:39) (No Huddle) M.Mariota pass short left to J.Smith to TEN 45 for 5 yards (D.Campbell; K.Ishmael). | |
| 3-6-TEN 45 | (9:53) (Shotgun) M.Mariota pass incomplete short right. | |
| 4-6-TEN 45 | (9:48) B.Kern punts 50 yards to ATL 5, Center-B.Brinkley, out of bounds. | |

Atlanta Falcons at 9:40

| | | |
|--------------------|--|-----|
| 1-10-ATL 5 | (9:40) T.Sambrailo reported in as eligible. D.Freeman left tackle to ATL 13 for 8 yards (B.Urban). | |
| 2-2-ATL 13 | (9:06) D.Freeman left tackle to ATL 16 for 3 yards (W.Woodyard). ATL-A.Mack was injured during the play. His return is Questionable. | R16 |
| <u>1-10-ATL 16</u> | (8:45) M.Ryan pass deep right to C.Ridley ran ob at ATL 37 for 21 yards. | P17 |
| <u>1-10-ATL 37</u> | (8:05) M.Ryan pass deep middle to A.Hooper to TEN 39 for 24 yards (W.Woodyard; K.Byard). | P18 |
| <u>1-10-TEN 39</u> | (7:26) M.Ryan sacked at TEN 45 for -6 yards (H.Landry). | |
| 2-16-TEN 45 | (6:41) (Shotgun) D.Freeman up the middle to TEN 44 for 1 yard (J.Brown; R.Evans). | |
| 3-15-TEN 44 | (6:04) (Shotgun) M.Ryan pass short left to M.Sanu to TEN 30 for 14 yards (K.Vaccaro, L.Ryan). | |
| 4-1-TEN 30 | (5:18) M.Ryan sacked at TEN 39 for -9 yards (H.Landry). | |

Tennessee Titans at 5:12

| | | |
|----------------|--|-----|
| 1-10-TEN 39 | (5:12) (Shotgun) D.Henry right guard to TEN 44 for 5 yards (T.Davison). | |
| 2-5-TEN 44 | (4:28) (Shotgun) D.Henry right tackle to 50 for 6 yards (D.Campbell). | R16 |
| <u>1-10-50</u> | (3:49) (Shotgun) M.Mariota pass incomplete short left [G.Jarrett]. PENALTY on TEN-M.Mariota, Intentional Grounding, 10 yards, enforced at 50. | |
| 2-20-TEN 40 | (3:45) (Shotgun) M.Mariota pass incomplete short right to De.Walker. | |
| 3-20-TEN 40 | (3:41) M.Mariota pass short middle to D.Lewis to ATL 49 for 11 yards (D.Jones; R.Allen). | |
| 4-9-ATL 49 | (2:55) B.Kern punts 39 yards to ATL 10, Center-B.Brinkley, out of bounds. | |

Atlanta Falcons at 2:48

| | | |
|-------------|---|--|
| 1-10-ATL 10 | (2:48) PENALTY on ATL-K.McGary, False Start, 5 yards, enforced at ATL 10 - No Play. | |
| 1-15-ATL 5 | (2:48) M.Ryan pass short left to M.Sanu to ATL 12 for 7 yards (K.Vaccaro; L.Ryan). | |
| 2-8-ATL 12 | (2:09) M.Ryan pass incomplete deep left. | |
| 3-8-ATL 12 | (2:01) (Shotgun) M.Ryan pass incomplete short left to A.Hooper (K.Byard). Penalty on ATL-I.Smith, Offensive Holding, declined. | |
| 4-8-ATL 12 | (1:56) M.Bosher punts 45 yards to TEN 43, Center-J.Harris, fair catch by A.Humphries. | |

Tennessee Titans at 1:46

| | | |
|-------------|---|-----|
| 1-10-TEN 43 | (1:46) Direct snap to D.Henry. D.Henry left end pushed ob at ATL 42 for 15 yards (D.Campbell; R.Allen). | R17 |
|-------------|---|-----|

1-10-ATL 42

(1:12) D.Henry left tackle to ATL 29 for 13 yards (V.Beasley; R.Allen).

1-10-ATL 29

(:32) D.Henry left guard to ATL 24 for 5 yards (T.Davison; G.Jarrett).

END OF QUARTER

| | Score | Time Poss | First Downs | | | | Efficiencies | |
|------------------|-------|--------------|-------------|---|---|---|--------------|--------|
| | | | R | P | X | T | 3 Down | 4 Down |
| Tennessee Titans | 24 | 6:09 | 3 | 1 | 0 | 4 | 0/2 | 0/0 |
| Atlanta Falcons | 10 | 8:51 | 2 | 4 | 0 | 6 | 1/4 | 0/1 |

Fourth Quarter

9/29/2019

Play By Play

Tennessee Titans continued.

| | | |
|--------------------|--|-----|
| 2-5-ATL 24 | (15:00) PENALTY on ATL-G.Jarrett, Neutral Zone Infraction, 5 yards, enforced at ATL 24 - No Play. | X19 |
| <u>1-10-ATL 19</u> | (15:00) M.Mariota pass incomplete short left to D.Henry [J.Cominsky]. | |
| 2-10-ATL 19 | (14:49) D.Henry left tackle to ATL 17 for 2 yards (G.Jarrett; K.Ishmael). | |
| 3-8-ATL 17 | (14:05) (Shotgun) M.Mariota right guard to ATL 18 for -1 yards (A.Clayborn). FUMBLES (A.Clayborn), and recovers at ATL 10. M.Mariota to ATL 10 for no gain (T.McKinley). | |
| 4-1-ATL 10 | (13:14) (Shotgun) D.Henry left guard to ATL 12 for -2 yards (V.Beasley). | |

Atlanta Falcons at 13:09

| | | |
|--------------------|---|-----|
| 1-10-ATL 12 | (13:09) M.Ryan pass incomplete deep left to J.Jones. | |
| 2-10-ATL 12 | (13:05) (Shotgun) M.Ryan pass short right to M.Sanu to ATL 18 for 6 yards (R.Gilbert). | |
| 3-4-ATL 18 | (12:31) (Shotgun) M.Ryan pass incomplete short left to I.Smith. | |
| 4-4-ATL 18 | (12:26) (Shotgun) M.Ryan pass short left to M.Sanu to ATL 26 for 8 yards (A.Hooker). | P19 |
| <u>1-10-ATL 26</u> | (11:55) (No Huddle, Shotgun) M.Ryan pass short middle to D.Freeman to ATL 35 for 9 yards (L.Ryan). | |
| 2-1-ATL 35 | (11:24) (No Huddle, Shotgun) M.Ryan pass short middle to D.Freeman to ATL 44 for 9 yards (K.Vaccaro; R.Evans). | P20 |
| <u>1-10-ATL 44</u> | (11:01) (No Huddle, Shotgun) M.Ryan sacked at ATL 39 for -5 yards (sack split by R.Evans and I.Mack). TEN-C.Wake was injured during the play. His return is Questionable. | |
| 2-15-ATL 39 | (10:29) (Shotgun) M.Ryan pass short left to A.Hooper to TEN 49 for 12 yards (R.Evans). | |
| 3-3-TEN 49 | (9:47) (No Huddle, Shotgun) M.Ryan pass short left to J.Jones to TEN 31 for 18 yards (A.Hooker). | P21 |
| <u>1-10-TEN 31</u> | (9:21) M.Ryan pass short middle to D.Freeman to TEN 22 for 9 yards (J.Brown). | |
| | PENALTY on ATL-A.Mack, Unnecessary Roughness, 15 yards, enforced at TEN 31 - No Play. | |
| 1-25-TEN 46 | (8:58) (No Huddle, Shotgun) M.Ryan pass short left to D.Freeman to TEN 47 for -1 yards (M.Butler). | |
| 2-26-TEN 47 | (8:25) (Shotgun) M.Ryan pass short right to C.Ridley to TEN 44 for 3 yards (A.Jackson). | |
| 3-23-TEN 44 | (7:57) (Shotgun) M.Ryan pass short right to A.Hooper to TEN 25 for 19 yards (A.Hooker). | |
| 4-4-TEN 25 | (7:16) (Shotgun) M.Ryan sacked at TEN 26 for -1 yards (J.Brown). | |

Tennessee Titans at 7:10

| | | |
|--------------------|---|-----|
| 1-10-TEN 26 | (7:10) D.Henry left guard to TEN 25 for -1 yards (G.Jarrett; D.Trufant). | |
| 2-11-TEN 25 | (6:27) D.Henry left tackle to TEN 31 for 6 yards (K.Ishmael; R.Allen). | |
| | PENALTY on ATL-T.Davison, Defensive Holding, 5 yards, enforced at TEN 31. | X20 |
| <u>1-10-TEN 36</u> | (5:51) D.Henry right tackle to TEN 43 for 7 yards (G.Jarrett; D.Campbell). | |
| 2-3-TEN 43 | (5:09) D.Henry right guard to TEN 45 for 2 yards (T.Davison; G.Jarrett). | |
| 3-1-TEN 45 | (4:23) D.Henry right end to ATL 48 for 7 yards (D.Campbell, D.Jones). FUMBLES (D.Campbell), ball out of bounds at ATL 46. | R21 |
| <u>1-10-ATL 48</u> | (3:48) D.Henry right guard to ATL 40 for 8 yards (K.Ishmael; D.Campbell). | |
| | Timeout #1 by ATL at 03:43. | |
| 2-2-ATL 40 | (3:43) D.Henry right guard to ATL 41 for -1 yards (R.Allen; J.Cominsky). | |
| | Timeout #2 by ATL at 03:39. | |
| 3-3-ATL 41 | (3:38) (Shotgun) M.Mariota pass short middle to D.Jennings to ATL 35 for 6 yards (J.Cominsky; K.Ishmael). | P22 |
| | Timeout #3 by ATL at 03:31. | |
| <u>1-10-ATL 35</u> | (3:31) (Shotgun) D.Henry right guard to ATL 35 for no gain (G.Jarrett; R.Allen). | |
| 2-10-ATL 35 | (2:48) D.Henry left guard to ATL 36 for -1 yards (D.Jones; D.Campbell). | |
| 3-11-ATL 36 | (2:01) (Shotgun) D.Henry left tackle to ATL 35 for 1 yard (T.Davison; A.Bailey). | |

Two-Minute Warning

| | |
|-------------|--|
| 4-10-ATL 35 | (1:58) B.Kern punts 33 yards to ATL 2, Center-B.Brinkley, downed by TEN. |
|-------------|--|

Atlanta Falcons at 1:46

| | | |
|--------------------|--|-----|
| 1-10-ATL 2 | (1:46) (Shotgun) M.Ryan pass short left to C.Ridley to ATL 10 for 8 yards (M.Butler). | |
| 2-2-ATL 10 | (1:23) (No Huddle, Shotgun) M.Ryan pass short middle to D.Freeman to ATL 25 for 15 yards (L.Ryan). | P22 |
| <u>1-10-ATL 25</u> | (1:02) (No Huddle, Shotgun) M.Ryan pass short middle to D.Freeman to ATL 34 for 9 yards (R.Evans). | |
| 2-1-ATL 34 | (:35) (No Huddle, Shotgun) M.Ryan pass short middle to I.Smith to ATL 43 for 9 yards (W.Woodyard). | P23 |
| <u>1-10-ATL 43</u> | (:13) (No Huddle, Shotgun) M.Ryan pass short middle to I.Smith to TEN 46 for 11 yards (K.Byard). | P24 |

END OF QUARTER

| | Score | Time Poss | First Downs | | | | Efficiencies | |
|------------------|-------|-----------|-------------|---|---|---|--------------|--------|
| | | | R | P | X | T | 3 Down | 4 Down |
| Tennessee Titans | 24 | 7:15 | 1 | 1 | 2 | 4 | 2/4 | 0/1 |
| Atlanta Falcons | 10 | 7:45 | 0 | 6 | 0 | 6 | 1/3 | 1/2 |

Miscellaneous Statistics Report

Tennessee Titans vs Atlanta Falcons 9/29/2019 at Mercedes-Benz Stadium

Ten Longest Plays for Tennessee Titans

| Yards | Qtr | Play Start | Play Description |
|-------|-----|-------------|---|
| 55 | 1 | 1-10-TEN 45 | (12:09) D.Quessenberry reported in as eligible. M.Mariota pass short middle to A.Brown for 55 yards, TOUCHDOWN. |
| 28 | 2 | 1-10-TEN 38 | (12:12) M.Mariota pass deep left to A.Brown to ATL 34 for 28 yards (I.Oliver). |
| 23 | 2 | 3-5-ATL 23 | (2:31) (Shotgun) M.Mariota pass short left to C.Davis for 23 yards, TOUCHDOWN. |
| 22 | 2 | 1-10-50 | (4:37) M.Mariota pass deep right to C.Davis pushed ob at ATL 28 for 22 yards (K.Ishmael). |
| 16 | 1 | 3-15-TEN 20 | (8:18) (Shotgun) M.Mariota pass short middle to C.Davis to TEN 36 for 16 yards (D.Campbell). |
| 16 | 1 | 1-10-ATL 27 | (3:52) D.Henry left end pushed ob at ATL 11 for 16 yards (I.Oliver). |
| 16 | 3 | 1-10-TEN 25 | (11:39) M.Mariota pass short middle to C.Davis to TEN 41 for 16 yards (R.Allen). |
| 15 | 3 | 1-10-TEN 43 | (1:46) Direct snap to D.Henry. D.Henry left end pushed ob at ATL 42 for 15 yards (D.Campbell; R.Allen). |
| 14 | 1 | 1-10-TEN 25 | (15:00) (Shotgun) M.Mariota pass short left to C.Davis ran ob at TEN 39 for 14 yards (D.Jones). |
| 13 | 3 | 1-10-ATL 42 | (1:12) D.Henry left tackle to ATL 29 for 13 yards (V.Beasley; R.Allen). |

Ten Longest Plays for Atlanta Falcons

| Yards | Qtr | Play Start | Play Description |
|-------|-----|-------------|---|
| 28 | 1 | 2-9-TEN 47 | (10:31) (Shotgun) M.Ryan pass deep left to A.Hooper to TEN 19 for 28 yards (M.Butler; K.Byard). |
| 28 | 3 | 3-10-TEN 42 | (12:58) (Shotgun) M.Ryan pass deep left to M.Sanu to TEN 14 for 28 yards (K.Byard; A.Hooker). |
| 24 | 3 | 1-10-ATL 37 | (8:05) M.Ryan pass deep middle to A.Hooper to TEN 39 for 24 yards (W.Woodyard; K.Byard). |
| 22 | 3 | 1-10-ATL 25 | (15:00) M.Ryan pass short right to D.Freeman pushed ob at ATL 47 for 22 yards (M.Butler). |
| 21 | 3 | 1-10-ATL 16 | (8:45) M.Ryan pass deep right to C.Ridley ran ob at ATL 37 for 21 yards. |
| 20 | 1 | 1-10-ATL 25 | (2:26) M.Ryan pass deep right to J.Jones pushed ob at ATL 45 for 20 yards (M.Butler). |
| 19 | 4 | 3-23-TEN 44 | (7:57) (Shotgun) M.Ryan pass short right to A.Hooper to TEN 25 for 19 yards (A.Hooker). |
| 18 | 4 | 3-3-TEN 49 | (9:47) (No Huddle, Shotgun) M.Ryan pass short left to J.Jones to TEN 31 for 18 yards (A.Hooker). |
| 16 | 1 | 3-7-ATL 48 | (1:21) (Shotgun) M.Ryan pass short middle to A.Hooper to TEN 36 for 16 yards (K.Vaccaro; H.Landry). |
| 15 | 4 | 2-2-ATL 10 | (1:23) (No Huddle, Shotgun) M.Ryan pass short middle to D.Freeman to ATL 25 for 15 yards (L.Ryan). |

Touchdown Scoring Information

| | | Offense | Defense | Special Teams |
|----------------|------------------|---------|---------|---------------|
| VISITOR | Tennessee Titans | 3 | 0 | 0 |
| HOME | Atlanta Falcons | 1 | 0 | 0 |

Player Scoring Information

| Club | Player | TD | Rush TD | Rec TD | KO TD | Punt TD | Int TD | Fum TD | Misc TD | FG | XP | 2Pt Rush | 2Pt Rec | Sfty | Points |
|------|----------|----|---------|--------|-------|---------|--------|--------|---------|----|----|----------|---------|------|--------|
| TEN | A.Brown | 0 | 0 | 2 | 0 | 0 | 0 | 0 | 0 | 0 | 0 | 0 | 0 | 0 | 12 |
| TEN | C.Davis | 0 | 0 | 1 | 0 | 0 | 0 | 0 | 0 | 0 | 0 | 0 | 0 | 0 | 6 |
| TEN | C.Santos | 0 | 0 | 0 | 0 | 0 | 0 | 0 | 0 | 1 | 3 | 0 | 0 | 0 | 6 |
| ATL | I.Smith | 0 | 1 | 0 | 0 | 0 | 0 | 0 | 0 | 0 | 0 | 0 | 0 | 0 | 6 |
| ATL | M.Bryant | 0 | 0 | 0 | 0 | 0 | 0 | 0 | 0 | 1 | 1 | 0 | 0 | 0 | 4 |

Possession Detail

| | First Half | | Second Half | | Game | |
|-----------------------------|------------|-------|-------------|-------|---------|-------|
| | Visitor | Home | Visitor | Home | Visitor | Home |
| Largest Lead | 17 | 0 | 14 | 0 | 17 | 0 |
| Drives Leading | 5 | 0 | 4 | 0 | 9 | 0 |
| Time of Possession Leading | 7:55 | 0:00 | 13:24 | 0:00 | 21:19 | 0:00 |
| Largest Deficit | 0 | -17 | 0 | -14 | 0 | -17 |
| Drives Trailing | 0 | 5 | 0 | 5 | 0 | 10 |
| Time of Possession Trailing | 0:00 | 13:10 | 0:00 | 16:36 | 0:00 | 29:46 |
| Times Score Tied Up | | 1 | | 0 | | 1 |
| Lead Changes | | 2 | | 0 | | 2 |

Playtime Percentage

Percent of playtime per player on offense, defense and special teams

| Tennessee Titans | | | | | | | Atlanta Falcons | | | | | | | | |
|------------------|----|---------|------|---------|------|---------------|-----------------|---------------|---------|------|---------|----|---------------|-----|-----|
| | | Offense | | Defense | | Special Teams | | | Offense | | Defense | | Special Teams | | |
| R Saffold | G | 64 | 100% | | 4 | 17% | J Carpenter | G | 80 | 100% | | | 3 | 13% | |
| J Conklin | T | 64 | 100% | | 4 | 17% | J Matthews | T | 80 | 100% | | | 3 | 13% | |
| D Kelly | T | 64 | 100% | | 4 | 17% | K McGary | T | 80 | 100% | | | 3 | 13% | |
| B Jones | C | 64 | 100% | | | | M Ryan | QB | 80 | 100% | | | | | |
| M Mariota | QB | 64 | 100% | | | | A Mack | C | 74 | 92% | | | | | |
| C Davis | WR | 56 | 88% | | | | A Hooper | TE | 66 | 82% | | | | | |
| D Henry | RB | 48 | 75% | | | | W Schweitzer | C | 64 | 80% | | | 3 | 13% | |
| J Smith | TE | 43 | 67% | | 3 | 13% | M Sanu | WR | 63 | 79% | | | 5 | 22% | |
| N Davis | G | 40 | 62% | | 4 | 17% | J Jones | WR | 63 | 79% | | | | | |
| M Pruitt | TE | 38 | 59% | | 6 | 26% | C Ridley | WR | 60 | 75% | | | | | |
| T Sharpe | WR | 38 | 59% | | | | D Freeman | RB | 50 | 62% | | | | | |
| A Brown | WR | 28 | 44% | | | | I Smith | RB | 30 | 38% | | | | | |
| A Humphries | WR | 26 | 41% | | 3 | 13% | L Stocker | TE | 24 | 30% | | | 11 | 48% | |
| J Douglas | G | 24 | 38% | | 4 | 17% | J Brown | G | 16 | 20% | | | 1 | 4% | |
| D Walker | TE | 20 | 31% | | | | R Gage | WR | 14 | 18% | | | 20 | 87% | |
| D Lewis | RB | 18 | 28% | | | | J Hardy | WR | 14 | 18% | | | 10 | 43% | |
| D Jennings | WR | 4 | 6% | | 11 | 48% | K Smith | FB | 11 | 14% | | | 8 | 35% | |
| D Quessenberry | G | 1 | 2% | | 4 | 17% | T Sambrailo | T | 9 | 11% | | | 2 | 9% | |
| K Byard | FS | | | 80 | 100% | 5 | 22% | J Graham | TE | 2 | 2% | | | 15 | 65% |
| M Butler | CB | | | 80 | 100% | 1 | 4% | D Trufant | CB | | | 64 | 100% | | |
| L Ryan | CB | | | 80 | 100% | 1 | 4% | R Allen | SS | | | 64 | 100% | | |
| K Vaccaro | SS | | | 75 | 94% | 5 | 22% | I Oliver | CB | | | 64 | 100% | | |
| J Brown | LB | | | 74 | 92% | 6 | 26% | D Jones | LB | | | 59 | 92% | 4 | 17% |
| H Landry | LB | | | 64 | 80% | | | D Campbell | LB | | | 58 | 91% | 4 | 17% |
| R Evans | LB | | | 62 | 78% | | | G Jarrett | DT | | | 54 | 84% | 4 | 17% |
| A Jackson | CB | | | 58 | 72% | | | V Beasley | LB | | | 54 | 84% | | |
| J Casey | DT | | | 57 | 71% | 3 | 13% | T McKinley | DE | | | 52 | 81% | | |
| R Gilbert | DE | | | 48 | 60% | 15 | 65% | T Davison | DT | | | 47 | 73% | 7 | 30% |
| D Jones | NT | | | 37 | 46% | 3 | 13% | A Bailey | DE | | | 47 | 73% | 4 | 17% |
| A Hooker | FS | | | 36 | 45% | 19 | 83% | K Ishmael | SS | | | 40 | 62% | 7 | 30% |
| C Wake | DE | | | 26 | 32% | | | D Kazee | SS | | | 31 | 48% | 5 | 22% |
| K Correa | LB | | | 24 | 30% | 16 | 70% | J Crawford | DT | | | 19 | 30% | 5 | 22% |
| I Mack | DT | | | 23 | 29% | 3 | 13% | A Clayborn | DE | | | 17 | 27% | | |
| W Woodyard | LB | | | 21 | 26% | 11 | 48% | J Cominsky | DE | | | 13 | 20% | 1 | 4% |
| A Johnson | NT | | | 18 | 22% | 7 | 30% | K Sheffield | CB | | | 10 | 16% | 20 | 87% |
| B Urban | DE | | | 15 | 19% | 4 | 17% | F Oluokun | LB | | | 10 | 16% | 16 | 70% |
| D Bates | LB | | | 2 | 2% | 19 | 83% | B Wreh-Wilson | CB | | | 1 | 2% | 5 | 22% |
| D Cruikshank | SS | | | | | 19 | 83% | D Riley | LB | | | | | 20 | 87% |
| D Fluellen | RB | | | | | 16 | 70% | S Neasman | SS | | | | | 20 | 87% |
| C Milton | CB | | | | | 14 | 61% | J Grace | LB | | | | | 15 | 65% |
| L Sims | CB | | | | | 12 | 52% | B Hill | RB | | | | | 13 | 57% |
| B Kern | P | | | | | 9 | 39% | M Boshier | P | | | | | 9 | 39% |
| C Santos | K | | | | | 9 | 39% | J Harris | LS | | | | | 6 | 26% |
| B Brinkley | LS | | | | | 9 | 39% | M Bryant | K | | | | | 3 | 13% |

TITANS LOSE IN FRUSTRATING FASHION TO BILLS, 14-7

**BY JIM WYATT
TITANS ONLINE
OCTOBER 6, 2019**

NASHVILLE – The Titans let one get away on Sunday at Nissan Stadium.

And they have no one to blame but themselves.

“It’s super frustrating,” Titans defensive lineman Jurrell Casey said after the team’s 14-7 loss to the Buffalo Bills. “We tried to put together a game on both sides of the ball, and we just couldn’t get it together. We couldn’t make enough plays.”

Members of the offense put the loss on them. No one was arguing with that conclusion, although kicker Cairo Santos also spent post-game beating himself up as well.

The Titans scored just one touchdown on Sunday and squandered too many chances. Four missed field goals by Santos didn’t help the cause, but pass protection was also shaky once again and too many drives stalled in the red zone.

The Titans also racked up eight penalties for 60 yards, including several that came at inopportune times.

“We feel like we shot ourselves in the foot over and over again like we did in other losses,” tackle Jack Conklin said. “And we have to get that fixed. We knew they were a physical defense and give them credit – it looks like they were more physical than us today. We have to be better.

“The defense played great – we let them down.”

In a defensive slugfest, the Titans simply didn’t land enough punches.

And they eventually got knocked out.

Titans quarterback Marcus Mariota completed 13-of-22 passes for 183 yards against the Bills, but he was sacked five times.

Running back Derrick Henry ran for 78 yards on 20 carries, including a one-yard touchdown run.

But it wasn’t enough as the Bills left Nissan Stadium with a win. With the loss, the Titans fell to 2-3.

“When it comes down to it, our defense is playing outstanding,” Mariota said. “And we just have to play better complementary football.”

It was part of a frustrating day for the Titans, and the team’s fans.

“When you lose a game in this league it is always frustrating,” coach Mike Vrabel said. “I think there were a lot of missed opportunities and self-inflicted wounds. ... We didn’t do enough. We didn’t play well enough, we didn’t coach well enough.”

Trailing in the third quarter, the Titans tied the game 7-7 on a one-yard touchdown run by Henry, which capped off a seven-play, 38-yard drive.

The drive was set up by an interception by safety Kevin Byard.

Momentum appeared to be shifting.

But the Bills reclaimed the lead 14-7 with 9:46 left on a 14-yard touchdown pass from quarterback Josh Allen to Duke Williams. It came after the Titans had two touchdowns called back because of penalties -- and following a fourth straight missed field goal from Santos.

It was a tough day for Santos, who misfired on a 50-yard field goal early, and then missed on kicks from 36 yards, 33 yards and 53 yards. The 33-yarder was tipped at the line of scrimmage and fell short.

“It was a very painful, disappointing day,” Santos said. “I don’t feel sorry for myself, I feel sorry for my

teammates and coaches. I haven’t missed four kicks even in practice in years. So just sorry. ... (My teammates) deserve for me to do my job better.”

Vrabel didn’t blame Santos, and neither did his teammates.

“This is a guy that’s made some kicks for us,” Vrabel said of Santos, who is now 4-of-9 on the season. “We’ll have to do a better job of making them, and coaching him, and executing them.”

The game was a defensive battle, which was expected.

The Bills took a 7-0 lead with 2:36 left in the first half on an eight-yard touchdown pass from Allen to tight end Lee Smith. Earlier, the Titans defense held the Bills on a 4th down try at the 30-yard line in the first quarter and the game remained 7-0 at the half.

With the game tied after three quarters, this was a game there for the taking.

But on this day, the Titans left it on the table.

The Titans travel to Denver to face the Broncos next Sunday.

“Leadership is critical right now,” Byard said. “At times like this, the culture of this team is going to be tested – I think we have a good culture here. There will be bad days, but bad times don’t last, tough people do. We just have to keep fighting through this and try to go win a game on the road.”

###

Week 5

National Football League Game Summary

NFL Copyright © 2019 by The National Football League. All rights reserved. This summary and play-by-play is for the express purpose of assisting media in their coverage of the game; any other use of this material is prohibited without the written permission of the National Football League. Updated: 10/7/2019

Date: Sunday, 10/6/2019 Buffalo Bills at Tennessee Titans Start Time: 12:03 PM Central
at Nissan Stadium, Nashville, TN

Game Day Weather

Game Weather: Cloudy Temp: 77° F (25.0° C) Humidity: 71%, Wind: S 13 mph
Played Outdoors on Turf: Grass Outdoor Weather: Cloudy,

Officials

Referee: Rogers, Bradley (126) Umpire: Michalek, Tony (115) Down Judge: Payne, Kent (79)
Line Judge: Mapp, Julian (10) Field Judge: Santi, Aaron (50) Side Judge: Willard, Don (58)
Back Judge: Steed, Gregory (12) Replay Official: McGrath, John (0)

Lineups

| Buffalo Bills | | | | Tennessee Titans | | | |
|---------------|-------------|---------|-------------|------------------|-----------|---------|-----------|
| Offense | | Defense | | Offense | | Defense | |
| WR 15 | J.Brown | LDE 93 | T.Murphy | WR 11 | A.Brown | NT 90 | D.Jones |
| LT 73 | D.Dawkins | LDT 98 | S.Lotulelei | TE 82 | De.Walker | DT 99 | J.Casey |
| LG 67 | Q.Spain | RDT 91 | E.Oliver | LT 77 | T.Lewan | OLB 93 | R.Gilbert |
| C 60 | M.Morse | RDE 55 | J.Hughes | LG 76 | R.Saffold | ILB 54 | R.Evans |
| RG 76 | J.Feliciano | SLB 58 | M.Milano | C 60 | B.Jones | ILB 55 | J.Brown |
| RT 70 | C.Ford | MLB 49 | T.Edmunds | RG 64 | N.Davis | OLB 58 | H.Landry |
| TE 85 | L.Smith | WLB 31 | D.Marlowe | RT 78 | J.Conklin | CB 25 | A.Jackson |
| QB 17 | J.Allen | CB 27 | T.White | TE 85 | M.Pruitt | CB 26 | L.Ryan |
| WR 82 | D.Williams | CB 39 | L.Wallace | TE 81 | J.Smith | SS 24 | K.Vaccaro |
| RB 20 | F.Gore | SS 21 | J.Poyer | QB 8 | M.Mariota | FS 31 | K.Byard |
| WR 10 | C.Beasley | FS 23 | M.Hyde | RB 22 | D.Henry | CB 21 | M.Butler |

Substitutions

K 4 S.Hauschka, P 9 C.Bojorquez, WR 11 Z.Jones, WR 18 A.Roberts, WR 19 I.McKenzie, RB 22 T.Yeldon, S 28 K.Coleman, CB 29 K.Johnson, S 33 S.Neal, LB 41 M.Alexander, FB 42 P.DiMarco, S 46 Jaq.Johnson, LB 51 J.Stanford, LB 57 L.Alexander, C/G 61 S.Long, LS 69 R.Ferguson, OL 71 R.Bates, TE 88 D.Knox, TE 89 T.Sweeney, DE 90 S.Lawson, DE 92 D.Johnson, DT 94 K.Peko, DT 97 J.Phillips

Substitutions

P 6 B.Kern, K 7 C.Santos, WR 10 A.Humphries, WR 15 D.Jennings, WR 19 T.Sharpe, DB 29 D.Cruikshank, CB 30 C.Milton, RB 33 D.Lewis, CB 36 L.Sims, DB 37 A.Hooker, OLB 44 K.Correa, LS 48 B.Brinkley, LB 51 D.Long, LB 53 D.Bates, OLB 56 S.Finch, LB 59 W.Woodyard, T/G 71 D.Kelly, G 75 J.Douglas, WR 84 C.Davis, TE 86 A.Firkser, DE 92 M.Dickerson, DL 94 A.Johnson, DT 97 I.Mack

Did Not Play

QB 5 M.Barkley

Did Not Play

QB 17 R.Tannehill

Not Active

WR 16 R.Foster, CB 24 T.Johnson, RB 26 D.Singletary, LB 52 C.Thompson, G 65 I.Boettger, T 77 T.Nsekhe, TE 81 T.Kroft

Not Active

CB 23 T.Smith, C 52 H.Grasu, T 61 A.Stinnie, G/T 66 K.Pamphile, OL 72 D.Quessenberry, OLB 91 C.Wake, DE 96 B.Urban

Field Goals (made () & missed)

| | | C.Santos | | 50WL 36WR 33B 53WL | | OT | Total |
|----------|------------------|----------|---|--------------------|---|----|-------|
| | | 1 | 2 | 3 | 4 | | |
| VISITOR: | Buffalo Bills | 0 | 7 | 0 | 7 | 0 | 14 |
| HOME: | Tennessee Titans | 0 | 0 | 7 | 0 | 0 | 7 |

Scoring Plays

| Team | Qtr | Time | Play Description (Extra Point) (Drive Info) | Visitor | Home |
|-------------------------|-----|------|---|------------|------|
| Bills | 2 | 2:36 | L.Smith 8 yd. pass from J.Allen (S.Hauschka kick) (6-60, 2:46) | 7 | 0 |
| Titans | 3 | 7:02 | D.Henry 1 yd. run (C.Santos kick) (7-38, 3:28) | 7 | 7 |
| Bills | 4 | 9:46 | D.Williams 7 yd. pass from J.Allen (S.Hauschka kick) (6-77, 2:37) | 14 | 7 |
| Paid Attendance: 66,910 | | | | Time: 2:54 | |

Final Individual Statistics

Buffalo Bills

| RUSHING | ATT | YDS | AVG | LG | TD |
|-----------|-----|-----|-----|----|----|
| F.Gore | 14 | 60 | 4.3 | 19 | 0 |
| J.Allen | 10 | 27 | 2.7 | 6 | 0 |
| T.Yeldon | 2 | 15 | 7.5 | 11 | 0 |
| A.Roberts | 1 | 7 | 7.0 | 7 | 0 |
| Total | 27 | 109 | 4.0 | 19 | 0 |

| PASSING | ATT | CMP | YDS | SK/YD | TD | LG | IN | RT |
|---------|-----|-----|-----|-------|----|----|----|------|
| J.Allen | 32 | 23 | 219 | 4/15 | 2 | 46 | 1 | 98.3 |
| Total | 32 | 23 | 219 | 4/15 | 2 | 46 | 1 | 98.3 |

| PASS RECEIVING | TAR | REC | YDS | AVG | LG | TD |
|----------------|-----|-----|-----|------|----|----|
| J.Brown | 5 | 5 | 75 | 15.0 | 21 | 0 |
| D.Williams | 4 | 4 | 29 | 7.3 | 11 | 1 |
| T.Yeldon | 5 | 4 | 13 | 3.3 | 8 | 0 |
| C.Beasley | 3 | 3 | 21 | 7.0 | 8 | 0 |
| I.McKenzie | 2 | 2 | 52 | 26.0 | 46 | 0 |
| D.Knox | 5 | 2 | 12 | 6.0 | 7 | 0 |
| F.Gore | 2 | 2 | 9 | 4.5 | 6 | 0 |
| L.Smith | 1 | 1 | 8 | 8.0 | 8 | 1 |
| T.Sweeney | 2 | 0 | 0 | 0.0 | 0 | 0 |
| Total | 29 | 23 | 219 | 9.5 | 46 | 2 |

| INTERCEPTIONS | NO | YDS | AVG | LG | TD |
|---------------|----|-----|-----|----|----|
| Total | 0 | 0 | 0 | 0 | 0 |

| PUNTING | NO | YDS | AVG | NET | TB | IN20 | LG |
|-------------|----|-----|------|------|----|------|----|
| C.Bojorquez | 6 | 300 | 50.0 | 43.0 | 2 | 4 | 64 |
| Total | 6 | 300 | 50.0 | 43.0 | 2 | 4 | 64 |

| PUNT RETURNS | NO | YDS | AVG | FC | LG | TD |
|-----------------|----|-----|-----|----|----|----|
| A.Roberts | 2 | 2 | 1.0 | 0 | 2 | 0 |
| [OUT OF BOUNDS] | 4 | 0 | 0.0 | 0 | 0 | 0 |
| Total | 2 | 2 | 1.0 | 0 | 2 | 0 |

| KICKOFF RETURNS | NO | YDS | AVG | FC | LG | TD |
|-----------------|----|-----|------|----|----|----|
| A.Roberts | 1 | 18 | 18.0 | 0 | 18 | 0 |
| [TOUCHBACK] | 1 | 0 | 0.0 | 0 | 0 | 0 |
| Total | 1 | 18 | 18.0 | 0 | 18 | 0 |

Tennessee Titans

| RUSHING | ATT | YDS | AVG | LG | TD |
|-----------|-----|-----|-----|----|----|
| D.Henry | 20 | 78 | 3.9 | 24 | 1 |
| M.Mariota | 5 | 13 | 2.6 | 4 | 0 |
| D.Lewis | 2 | 11 | 5.5 | 9 | 0 |
| Total | 27 | 102 | 3.8 | 24 | 1 |

| PASSING | ATT | CMP | YDS | SK/YD | TD | LG | IN | RT |
|-----------|-----|-----|-----|-------|----|----|----|------|
| M.Mariota | 22 | 13 | 183 | 5/33 | 0 | 57 | 0 | 86.0 |
| Total | 22 | 13 | 183 | 5/33 | 0 | 57 | 0 | 86.0 |

| PASS RECEIVING | TAR | REC | YDS | AVG | LG | TD |
|----------------|-----|-----|-----|------|----|----|
| A.Humphries | 6 | 4 | 30 | 7.5 | 10 | 0 |
| C.Davis | 4 | 2 | 28 | 14.0 | 23 | 0 |
| A.Brown | 2 | 2 | 27 | 13.5 | 14 | 0 |
| D.Lewis | 4 | 2 | 19 | 9.5 | 10 | 0 |
| J.Smith | 2 | 1 | 57 | 57.0 | 57 | 0 |
| T.Sharpe | 1 | 1 | 12 | 12.0 | 12 | 0 |
| De.Walker | 2 | 1 | 10 | 10.0 | 10 | 0 |
| Total | 21 | 13 | 183 | 14.1 | 57 | 0 |

| INTERCEPTIONS | NO | YDS | AVG | LG | TD |
|---------------|----|-----|-----|----|----|
| K.Byard | 1 | 5 | 5.0 | 5 | 0 |
| Total | 1 | 5 | 5.0 | 5 | 0 |

| PUNTING | NO | YDS | AVG | NET | TB | IN20 | LG |
|---------|----|-----|------|------|----|------|----|
| B.Kern | 6 | 298 | 49.7 | 49.3 | 0 | 1 | 56 |
| Total | 6 | 298 | 49.7 | 49.3 | 0 | 1 | 56 |

| PUNT RETURNS | NO | YDS | AVG | FC | LG | TD |
|--------------|----|-----|-----|----|----|----|
| A.Humphries | 2 | 2 | 1.0 | 2 | 2 | 0 |
| [TOUCHBACK] | 2 | 0 | 0.0 | 0 | 0 | 0 |
| Total | 2 | 2 | 1.0 | 2 | 2 | 0 |

| KICKOFF RETURNS | NO | YDS | AVG | FC | LG | TD |
|-----------------|----|-----|-----|----|----|----|
| [TOUCHBACK] | 3 | 0 | 0.0 | 0 | 0 | 0 |
| Total | 0 | 0 | 0.0 | 0 | 0 | 0 |

Buffalo Bills

| FUMBLES | FUM | LOST | OWN-REC | YDS | TD | FORCED | OPP-REC | YDS | TD | OUT-BDS |
|---------|-----|------|---------|-----|----|--------|---------|-----|----|---------|
| Total | 0 | 0 | 0 | 0 | 0 | 0 | 0 | 0 | 0 | 0 |

Tennessee Titans

| FUMBLES | FUM | LOST | OWN-REC | YDS | TD | FORCED | OPP-REC | YDS | TD | OUT-BDS |
|-------------|-----|------|---------|-----|----|--------|---------|-----|----|---------|
| A.Humphries | 1 | 0 | 0 | 0 | 0 | 0 | 0 | 0 | 0 | 0 |
| L.Sims | 0 | 0 | 1 | 0 | 0 | 0 | 0 | 0 | 0 | 0 |
| Total | 1 | 0 | 1 | 0 | 0 | 0 | 0 | 0 | 0 | 0 |

Final Team Statistics

| | Visitor Bills | Home Titans |
|---|------------------|----------------|
| TOTAL FIRST DOWNS | 18 | 14 |
| By Rushing | 5 | 5 |
| By Passing | 12 | 5 |
| By Penalty | 1 | 4 |
| THIRD DOWN EFFICIENCY | 4-13-31% | 4-14-29% |
| FOURTH DOWN EFFICIENCY | 1-2-50% | 0-0-0% |
| TOTAL NET YARDS | 313 | 252 |
| Total Offensive Plays (inc. times thrown passing) | 63 | 54 |
| Average gain per offensive play | 5.0 | 4.7 |
| NET YARDS RUSHING | 109 | 102 |
| Total Rushing Plays | 27 | 27 |
| Average gain per rushing play | 4.0 | 3.8 |
| Tackles for a loss-number and yards | 2-2 | 4-8 |
| NET YARDS PASSING | 204 | 150 |
| Times thrown - yards lost attempting to pass | 4-15 | 5-33 |
| Gross yards passing | 219 | 183 |
| PASS ATTEMPTS-COMPLETIONS-HAD INTERCEPTED | 32-23-1 | 22-13-0 |
| Avg gain per pass play (inc.# thrown passing) | 5.7 | 5.6 |
| KICKOFFS Number-In End Zone-Touchbacks | 3-3-3 | 2-1-1 |
| PUNTS Number and Average | 6-50.0 | 6-49.7 |
| Had Blocked | 0 | 0 |
| FGs - PATs Had Blocked | 0-0 | 1-0 |
| Net Punting Average | 43.0 | 49.3 |
| TOTAL RETURN YARDAGE (Not Including Kickoffs) | 2 | 7 |
| No. and Yards Punt Returns | 2-2 | 2-2 |
| No. and Yards Kickoff Returns | 1-18 | 0-0 |
| No. and Yards Interception Returns | 0-0 | 1-5 |
| PENALTIES Number and Yards | 11-78 | 8-60 |
| FUMBLES Number and Lost | 0-0 | 1-0 |
| TOUCHDOWNS | 2 | 1 |
| Rushing | 0 | 1 |
| Passing | 2 | 0 |
| EXTRA POINTS Made-Attempts | 2-2 | 1-1 |
| Kicking Made-Attempts | 2-2 | 1-1 |
| FIELD GOALS Made-Attempts | 0-0 | 0-4 |
| RED ZONE EFFICIENCY | 2-3-67% | 1-3-33% |
| GOAL TO GO EFFICIENCY | 1-1-100% | 1-2-50% |
| SAFETIES | 0 | 0 |
| FINAL SCORE | 14 | 7 |
| TIME OF POSSESSION | 31:12 | 28:48 |

Ball Possession And Drive Chart

Buffalo Bills

| # | Time Recd | Time Lost | Time Poss | How Ball Obtained | Drive Began | # Play | Yds Gain | Yds Pen | Net Yds | 1st Down | Last Scrm | How Given Up |
|----|-----------|-----------|-----------|-------------------|-------------|--------|----------|---------|---------|----------|-----------|--------------|
| 1 | 12:04 | 9:37 | 2:27 | Punt | BUF 17 | 4 | 22 | 0 | 22 | 1 | BUF 39 | Punt |
| 2 | 8:05 | 3:12 | 4:53 | Punt | BUF 25 | 11 | 45 | 0 | 45 | 3 | TEN 31 | Downs |
| 3 | 14:55 | 12:03 | 2:52 | Missed FG | BUF 40 | 5 | 17 | 0 | 17 | 1 | TEN 43 | Punt |
| 4 | 10:02 | 6:40 | 3:22 | Punt | BUF 39 | 6 | 15 | -5 | 10 | 1 | BUF 49 | Punt |
| 5 | 5:22 | 2:36 | 2:46 | Punt | BUF 40 | 6 | 60 | 0 | 60 | 4 | * TEN 8 | Touchdown |
| 6 | 0:44 | 0:00 | 0:44 | Missed FG | BUF 26 | 1 | 6 | -5 | 1 | 0 | BUF 21 | End of Half |
| 7 | 15:00 | 13:04 | 1:56 | Kickoff | BUF 25 | 3 | 0 | 0 | 0 | 0 | BUF 25 | Punt |
| 8 | 11:42 | 10:30 | 1:12 | Punt | BUF 30 | 3 | 9 | -4 | 5 | 0 | BUF 35 | Interception |
| 9 | 7:02 | 3:55 | 3:07 | Kickoff | BUF 23 | 6 | 26 | -10 | 16 | 1 | BUF 39 | Punt |
| 10 | 12:23 | 9:46 | 2:37 | Missed FG | BUF 23 | 6 | 62 | 15 | 77 | 3 | * TEN 7 | Touchdown |
| 11 | 6:31 | 5:27 | 1:04 | Missed FG | BUF 43 | 3 | 1 | 0 | 1 | 0 | BUF 44 | Punt |
| 12 | 4:12 | 0:00 | 4:12 | Punt | BUF 29 | 9 | 50 | 0 | 50 | 4 | * TEN 20 | End of Game |

(360) Average BUF 30

Tennessee Titans

| # | Time Recd | Time Lost | Time Poss | How Ball Obtained | Drive Began | # Play | Yds Gain | Yds Pen | Net Yds | 1st Down | Last Scrm | How Given Up |
|----|-----------|-----------|-----------|-------------------|-------------|--------|----------|---------|---------|----------|-----------|--------------|
| 1 | 15:00 | 12:04 | 2:56 | Kickoff | TEN 25 | 3 | 23 | -15 | 8 | 0 | TEN 33 | Punt |
| 2 | 9:37 | 8:05 | 1:32 | Punt | TEN 20 | 3 | 7 | 0 | 7 | 0 | TEN 27 | Punt |
| 3 | 3:12 | 14:55 | 3:17 | Downs | TEN 30 | 7 | 38 | 0 | 38 | 2 | BUF 32 | Missed FG |
| 4 | 12:03 | 10:02 | 2:01 | Punt | TEN 10 | 3 | -7 | 0 | -7 | 0 | TEN 3 | Punt |
| 5 | 6:40 | 5:22 | 1:18 | Punt | TEN 12 | 3 | -8 | 0 | -8 | 0 | TEN 4 | Punt |
| 6 | 2:36 | 0:44 | 1:52 | Kickoff | TEN 25 | 8 | 38 | 19 | 57 | 4 | * BUF 18 | Missed FG |
| 7 | 13:04 | 11:42 | 1:22 | Punt | TEN 13 | 3 | 7 | 0 | 7 | 0 | TEN 20 | Punt |
| 8 | 10:30 | 7:02 | 3:28 | Interception | BUF 38 | 7 | 33 | 5 | 38 | 3 | * BUF 1 | Touchdown |
| 9 | 3:55 | 12:23 | 6:32 | Punt | TEN 14 | 11 | 91 | -20 | 71 | 3 | * BUF 15 | Missed FG |
| 10 | 9:46 | 6:31 | 3:15 | Kickoff | TEN 25 | 7 | 25 | 15 | 40 | 2 | BUF 35 | Missed FG |
| 11 | 5:27 | 4:12 | 1:15 | Punt | TEN 20 | 3 | 5 | 0 | 5 | 0 | TEN 25 | Punt |

(256) Average TEN 23

* inside opponent's 20

| Time of Possession by Quarter | | 1st | 2nd | 3rd | 4th | OT | Total |
|---------------------------------|------------------|-------------------|------|--------------------|------|----|-------|
| Visitor | Buffalo Bills | 7:20 | 9:44 | 6:15 | 7:53 | | 31:12 |
| Home | Tennessee Titans | 7:40 | 5:16 | 8:45 | 7:07 | | 28:48 |
| Kickoff Drive No.-Start Average | | Bills: 2 - BUF 24 | | Titans: 3 - TEN 25 | | | |

Final Defensive Statistics

| Buffalo Bills | Regular Defensive Plays | | | | | | | | | | | | Special Teams | | | | | Misc | | | |
|---------------|-------------------------|-----|------|----|-------|-----|---|----|----|----|----|--|---------------|-----|----|----|----|------|-----|----|----|
| | TKL | AST | COMB | SK | / YDS | TFL | Q | IN | PD | FF | FR | | TKL | AST | FF | FR | BL | TKL | AST | FF | FR |
| L.Alexander | 5 | 1 | 6 | 1 | 6 | 1 | 2 | 0 | 0 | 0 | 0 | | 0 | 0 | 0 | 0 | 0 | 0 | 0 | 0 | 0 |
| E.Oliver | 3 | 3 | 6 | 0 | 0 | 0 | 0 | 0 | 0 | 0 | 0 | | 0 | 0 | 0 | 0 | 0 | 0 | 0 | 0 | 0 |
| J.Hughes | 3 | 2 | 5 | 0 | 0 | 1 | 0 | 0 | 0 | 0 | 0 | | 0 | 0 | 0 | 0 | 0 | 0 | 0 | 0 | 0 |
| T.Edmunds | 2 | 3 | 5 | 0 | 0 | 0 | 0 | 0 | 1 | 0 | 0 | | 0 | 0 | 0 | 0 | 0 | 0 | 0 | 0 | 0 |
| J.Poyer | 2 | 3 | 5 | 0 | 0 | 0 | 0 | 0 | 0 | 0 | 0 | | 0 | 0 | 0 | 0 | 0 | 0 | 0 | 0 | 0 |
| S.Neal | 2 | 2 | 4 | 0 | 0 | 0 | 0 | 0 | 0 | 0 | 0 | | 0 | 0 | 0 | 0 | 0 | 0 | 0 | 0 | 0 |
| M.Milano | 1 | 3 | 4 | 0 | 0 | 0 | 1 | 0 | 0 | 0 | 0 | | 1 | 0 | 0 | 0 | 0 | 0 | 0 | 0 | 0 |
| J.Phillips | 3 | 0 | 3 | 3 | 23 | 3 | 3 | 0 | 0 | 0 | 0 | | 0 | 0 | 0 | 0 | 0 | 0 | 0 | 0 | 0 |
| T.White | 3 | 0 | 3 | 0 | 0 | 0 | 0 | 0 | 0 | 0 | 0 | | 0 | 0 | 0 | 0 | 0 | 0 | 0 | 0 | 0 |
| D.Johnson | 2 | 1 | 3 | 1 | 4 | 1 | 1 | 0 | 0 | 0 | 0 | | 0 | 0 | 0 | 0 | 1 | 0 | 0 | 0 | 0 |
| L.Wallace | 2 | 1 | 3 | 0 | 0 | 0 | 0 | 0 | 0 | 0 | 0 | | 0 | 0 | 0 | 0 | 0 | 0 | 0 | 0 | 0 |
| M.Hyde | 1 | 2 | 3 | 0 | 0 | 0 | 0 | 0 | 0 | 0 | 0 | | 0 | 0 | 0 | 0 | 0 | 0 | 0 | 0 | 0 |
| S.Lotulelei | 0 | 2 | 2 | 0 | 0 | 0 | 0 | 0 | 0 | 0 | 0 | | 0 | 0 | 0 | 0 | 0 | 0 | 0 | 0 | 0 |
| T.Murphy | 1 | 0 | 1 | 0 | 0 | 1 | 1 | 0 | 0 | 0 | 0 | | 0 | 0 | 0 | 0 | 0 | 0 | 0 | 0 | 0 |
| D.Marlowe | 1 | 0 | 1 | 0 | 0 | 0 | 0 | 0 | 1 | 0 | 0 | | 0 | 0 | 0 | 0 | 0 | 0 | 0 | 0 | 0 |
| M.Alexander | 1 | 0 | 1 | 0 | 0 | 0 | 0 | 0 | 0 | 0 | 0 | | 1 | 0 | 0 | 0 | 0 | 0 | 0 | 0 | 0 |
| K.Peko | 0 | 1 | 1 | 0 | 0 | 0 | 0 | 0 | 0 | 0 | 0 | | 0 | 0 | 0 | 0 | 0 | 0 | 0 | 0 | 0 |
| K.Johnson | 0 | 0 | 0 | 0 | 0 | 0 | 0 | 0 | 1 | 0 | 0 | | 0 | 0 | 0 | 0 | 0 | 0 | 0 | 0 | 0 |
| T.Yeldon | 0 | 0 | 0 | 0 | 0 | 0 | 0 | 0 | 0 | 0 | 0 | | 0 | 0 | 0 | 0 | 0 | 1 | 0 | 0 | 0 |
| Total | 32 | 24 | 56 | 5 | 33 | 7 | 8 | 0 | 3 | 0 | 0 | | 2 | 0 | 0 | 0 | 1 | 1 | 0 | 0 | 0 |

TKL = Tackle AST = Assist COMB = Combined QH=QB Hit IN = Interception PD = Pass Defense FF = Forced Fumble FR = Fumble Recovery

| Tennessee Titans | Regular Defensive Plays | | | | | | | | | | | | Special Teams | | | | | Misc | | | |
|------------------|-------------------------|-----|------|----|-------|-----|----|----|----|----|----|--|---------------|-----|----|----|----|------|-----|----|----|
| | TKL | AST | COMB | SK | / YDS | TFL | QH | IN | PD | FF | FR | | TKL | AST | FF | FR | BL | TKL | AST | FF | FR |
| L.Ryan | 7 | 2 | 9 | 1 | 5 | 1 | 2 | 0 | 0 | 0 | 0 | | 0 | 0 | 0 | 0 | 0 | 0 | 0 | 0 | 0 |
| R.Evans | 7 | 1 | 8 | 0 | 0 | 1 | 0 | 0 | 0 | 0 | 0 | | 0 | 0 | 0 | 0 | 0 | 0 | 0 | 0 | 0 |
| H.Landry | 7 | 0 | 7 | 1 | 6 | 2 | 1 | 0 | 0 | 0 | 0 | | 0 | 0 | 0 | 0 | 0 | 0 | 0 | 0 | 0 |
| J.Brown | 7 | 0 | 7 | 0 | 0 | 0 | 0 | 0 | 0 | 0 | 0 | | 0 | 0 | 0 | 0 | 0 | 0 | 0 | 0 | 0 |
| K.Byard | 4 | 1 | 5 | 0 | 0 | 0 | 0 | 1 | 2 | 0 | 0 | | 0 | 0 | 0 | 0 | 0 | 0 | 0 | 0 | 0 |
| M.Butler | 4 | 0 | 4 | 0 | 0 | 0 | 0 | 0 | 0 | 0 | 0 | | 0 | 0 | 0 | 0 | 0 | 0 | 0 | 0 | 0 |
| K.Vaccaro | 3 | 0 | 3 | 0 | 0 | 0 | 0 | 0 | 0 | 0 | 0 | | 0 | 0 | 0 | 0 | 0 | 0 | 0 | 0 | 0 |
| D.Jones | 2 | 1 | 3 | 1 | 0 | 0 | 0 | 0 | 0 | 0 | 0 | | 0 | 0 | 0 | 0 | 0 | 0 | 0 | 0 | 0 |
| R.Gilbert | 1 | 2 | 3 | 1 | 4 | 1 | 1 | 0 | 0 | 0 | 0 | | 0 | 0 | 0 | 0 | 0 | 0 | 0 | 0 | 0 |
| W.Woodyard | 1 | 2 | 3 | 0 | 0 | 0 | 0 | 0 | 0 | 0 | 0 | | 0 | 0 | 0 | 0 | 0 | 0 | 0 | 0 | 0 |
| A.Jackson | 2 | 0 | 2 | 0 | 0 | 0 | 0 | 0 | 1 | 0 | 0 | | 0 | 0 | 0 | 0 | 0 | 0 | 0 | 0 | 0 |
| K.Correa | 1 | 0 | 1 | 0 | 0 | 0 | 0 | 0 | 0 | 0 | 0 | | 0 | 0 | 0 | 0 | 0 | 0 | 0 | 0 | 0 |
| A.Johnson | 1 | 0 | 1 | 0 | 0 | 0 | 0 | 0 | 0 | 0 | 0 | | 0 | 0 | 0 | 0 | 0 | 0 | 0 | 0 | 0 |
| M.Dickerson | 0 | 1 | 1 | 0 | 0 | 0 | 0 | 0 | 0 | 0 | 0 | | 0 | 0 | 0 | 0 | 0 | 0 | 0 | 0 | 0 |
| M.Pruitt | 0 | 0 | 0 | 0 | 0 | 0 | 0 | 0 | 0 | 0 | 0 | | 1 | 0 | 0 | 0 | 0 | 0 | 0 | 0 | 0 |
| D.Jennings | 0 | 0 | 0 | 0 | 0 | 0 | 0 | 0 | 0 | 0 | 0 | | 1 | 0 | 0 | 0 | 0 | 0 | 0 | 0 | 0 |
| D.Cruikshank | 0 | 0 | 0 | 0 | 0 | 0 | 0 | 0 | 0 | 0 | 0 | | 1 | 0 | 0 | 0 | 0 | 0 | 0 | 0 | 0 |
| L.Sims | 0 | 0 | 0 | 0 | 0 | 0 | 0 | 0 | 0 | 0 | 0 | | 0 | 0 | 0 | 1 | 0 | 0 | 0 | 0 | 0 |
| Total | 47 | 10 | 57 | 4 | 15 | 5 | 4 | 1 | 3 | 0 | 0 | | 3 | 0 | 0 | 1 | 0 | 0 | 0 | 0 | 0 |

First Half Summary

PERIOD SCORES

Bills 0 7 = 7
Titans 0 0 = 0

TIME OF POSSESSION

Bills 17:04
Titans 12:56

Scoring Plays

| Team | Qtr | Time | Play Description (Extra Point) (Drive Info) | Visitor | Home |
|-------|-----|------|--|---------|------|
| Bills | 2 | 2:36 | L.Smith 8 yd. pass from J.Allen (S.Hauschka kick) (6-60, 2:46) | 7 | 0 |

| | Buffalo Bills | Tennessee Titans |
|--|---------------|------------------|
| TOTAL FIRST DOWNS | 10 | 6 |
| First Downs Rushing-Passing-by Penalty | 1 - 9 - 0 | 2 - 2 - 2 |
| THIRD DOWN EFFICIENCY | 2-7-29% | 0-6-0% |
| TOTAL NET YARDS | 165 | 91 |
| Total Offensive Plays | 33 | 25 |
| NET YARDS RUSHING | 24 | 44 |
| NET YARDS PASSING | 141 | 47 |
| Gross Yards Passing | 146 | 76 |
| Times thrown-yards lost attempting to pass | 2-5 | 4-29 |
| Pass Attempts-Completions-Had Intercepted | 21 - 17 - 0 | 12 - 7 - 0 |
| Punts-Number and Average | 3 - 44.3 | 4 - 50 |
| Penalties-Number and Yards | 5 - 39 | 2 - 15 |
| Fumbles-Number and Lost | 0 - 0 | 1 - 0 |
| Red Zone Efficiency | 1-1-100% | 0-1-0% |
| Average Drive Start | BUF 31 | TEN 20 |

| Buffalo Bills | | | | | | | | | | Tennessee Titans | | | | | | | | | |
|----------------|-----|-----|-----|-------|----|-----------|-------------|-------|-----------|------------------|-----|-----|-----|-------|----|----|----|------|--|
| RUSHING | | | | | | | | | | RUSHING | | | | | | | | | |
| | ATT | YDS | AVG | LG | TD | | | | | | ATT | YDS | AVG | LG | TD | | | | |
| F.Gore | 6 | 16 | 2.7 | 6 | 0 | D.Henry | | | | | 5 | 27 | 5.4 | 24 | 0 | | | | |
| J.Allen | 4 | 8 | 2.0 | 4 | 0 | D.Lewis | | | | | 2 | 11 | 5.5 | 9 | 0 | | | | |
| | | | | | | M.Mariota | | | | | 2 | 6 | 3.0 | 3 | 0 | | | | |
| Total | 10 | 24 | 2.4 | 6 | 0 | Total | | | | | 9 | 44 | 4.9 | 24 | 0 | | | | |
| PASSING | | | | | | | | | | PASSING | | | | | | | | | |
| | ATT | CMP | YDS | SK/YD | TD | LG | IN | RT | | | ATT | CMP | YDS | SK/YD | TD | LG | IN | RT | |
| J.Allen | 21 | 17 | 146 | 2/5 | 1 | 21 | 0 | 111.5 | M.Mariota | | 12 | 7 | 76 | 4/29 | 0 | 23 | 0 | 77.1 | |
| Total | 21 | 17 | 146 | 2/5 | 1 | 21 | 0 | 111.5 | Total | | 12 | 7 | 76 | 4/29 | 0 | 23 | 0 | 77.1 | |
| PASS RECEIVING | | | | | | | | | | PASS RECEIVING | | | | | | | | | |
| | TAR | REC | YDS | AVG | LG | TD | | | | | TAR | REC | YDS | AVG | LG | TD | | | |
| J.Brown | 5 | 5 | 75 | 15.0 | 21 | 0 | C.Davis | | | | 3 | 2 | 28 | 14.0 | 23 | 0 | | | |
| D.Williams | 3 | 3 | 22 | 7.3 | 11 | 0 | A.Humphries | | | | 3 | 2 | 15 | 7.5 | 10 | 0 | | | |
| T.Yeldon | 4 | 3 | 12 | 4.0 | 8 | 0 | A.Brown | | | | 1 | 1 | 14 | 14.0 | 14 | 0 | | | |
| C.Beasley | 2 | 2 | 14 | 7.0 | 8 | 0 | De.Walker | | | | 1 | 1 | 10 | 10.0 | 10 | 0 | | | |
| F.Gore | 2 | 2 | 9 | 4.5 | 6 | 0 | D.Lewis | | | | 2 | 1 | 9 | 9.0 | 9 | 0 | | | |
| L.Smith | 1 | 1 | 8 | 8.0 | 8 | 1 | J.Smith | | | | 1 | 0 | 0 | 0.0 | 0 | 0 | | | |
| I.McKenzie | 1 | 1 | 6 | 6.0 | 6 | 0 | | | | | | | | | | | | | |
| D.Knox | 1 | 0 | 0 | 0.0 | 0 | 0 | | | | | | | | | | | | | |
| T.Sweeney | 1 | 0 | 0 | 0.0 | 0 | 0 | | | | | | | | | | | | | |
| Total | 20 | 17 | 146 | 8.6 | 21 | 1 | Total | | | | 11 | 7 | 76 | 10.9 | 23 | 0 | | | |

| Buffalo Bills | | | | | | | | | | | | | | Tennessee Titans | | | | | | | | | |
|-------------------------|-----|-----|------|----|-------|-----|---|----|----|----|----|--|--|------------------|-----|----|----|----|-----|-----|----|----|---|
| Regular Defensive Plays | | | | | | | | | | | | | | Special Teams | | | | | | | | | |
| | TKL | AST | COMB | SK | / YDS | TFL | Q | IN | PD | FF | FR | | | TKL | AST | FF | FR | BL | TKL | AST | FF | FR | |
| M.Milano | 1 | 3 | 4 | 0 | 0 | 0 | 1 | 0 | 0 | 0 | 0 | | | 0 | 0 | 0 | 0 | 0 | | 0 | 0 | 0 | 0 |
| J.Phillips | 3 | 0 | 3 | 3 | 23 | 3 | 3 | 0 | 0 | 0 | 0 | | | 0 | 0 | 0 | 0 | 0 | | 0 | 0 | 0 | 0 |
| L.Alexander | 2 | 1 | 3 | 1 | 6 | 1 | 2 | 0 | 0 | 0 | 0 | | | 0 | 0 | 0 | 0 | 0 | | 0 | 0 | 0 | 0 |
| M.Hyde | 1 | 2 | 3 | 0 | 0 | 0 | 0 | 0 | 0 | 0 | 0 | | | 0 | 0 | 0 | 0 | 0 | | 0 | 0 | 0 | 0 |
| Total | 7 | 6 | 13 | 4 | 29 | 4 | 6 | 0 | 0 | 0 | 0 | | | 0 | 0 | 0 | 0 | 0 | | 0 | 0 | 0 | 0 |

10/6/2019 at Nissan Stadium

First Half Summary

[illegible]

Play By Play

First Quarter

10/6/2019

BUF wins the coin toss and elects to defer. TEN elects to Receive, and BUF elects to defend the north goal.

S.Hauschka kicks 65 yards from BUF 35 to end zone, Touchback.

Tennessee Titans at 15:00, (1st play from scrimmage 14:59)

- 1-10-TEN 25 (14:59) M.Mariota pass deep left to De.Walker to BUF 49 for 26 yards (L.Wallace, M.Hyde).
PENALTY on TEN-T.Lewan, Offensive Holding, 10 yards, enforced at TEN 25 - No Play.
- 1-20-TEN 15 (14:19) (Shotgun) PENALTY on TEN-R.Saffold, False Start, 5 yards, enforced at TEN 15 - No Play.
- 1-25-TEN 10 (14:03) (Shotgun) M.Mariota scrambles left end pushed ob at TEN 13 for 3 yards (M.Milano; J.Hughes).
- 2-22-TEN 13 (13:30) (Shotgun) M.Mariota pass short middle to A.Humphries to TEN 23 for 10 yards (T.Edmunds).
- 3-12-TEN 23 (12:55) (Shotgun) M.Mariota pass short right to De.Walker to TEN 33 for 10 yards (T.White).
- 4-2-TEN 33 (12:11) (Punt formation) B.Kern punts 50 yards to BUF 17, Center-B.Brinkley, out of bounds.

Buffalo Bills at 12:04

- 1-10-BUF 17 (12:04) (Shotgun) J.Allen pass short right to J.Brown to BUF 36 for 19 yards (K.Byard). P1
- 1-10-BUF 36 (11:33) (No Huddle, Shotgun) J.Allen pass short right to D.Williams to BUF 40 for 4 yards (L.Ryan).
- 2-6-BUF 40 (10:54) F.Gore right tackle to BUF 39 for -1 yards (R.Evans).
- 3-7-BUF 39 (10:12) (Shotgun) J.Allen sacked ob at BUF 39 for 0 yards (D.Jones).
- 4-7-BUF 39 (9:47) (Punt formation) C.Bojorquez punts 61 yards to end zone, Center-R.Ferguson, Touchback.

Tennessee Titans at 9:37

- 1-10-TEN 20 (9:37) (Shotgun) M.Mariota pass short right to C.Davis to TEN 25 for 5 yards (L.Alexander).
- 2-5-TEN 25 (9:02) D.Henry up the middle to TEN 27 for 2 yards (J.Poyer).
- 3-3-TEN 27 (8:19) (Shotgun) M.Mariota pass incomplete short right to A.Humphries (K.Johnson).
- 4-3-TEN 27 (8:12) (Punt formation) B.Kern punts 48 yards to BUF 25, Center-B.Brinkley, out of bounds.

Buffalo Bills at 8:05

- 1-10-BUF 25 (8:05) (Shotgun) J.Allen pass short left to J.Brown to BUF 36 for 11 yards (H.Landry). P2
- 1-10-BUF 36 (7:35) F.Gore left tackle to BUF 40 for 4 yards (K.Vaccaro).
- 2-6-BUF 40 (7:04) (Shotgun) J.Allen pass short left to J.Brown pushed ob at 50 for 10 yards (L.Ryan). P3
- 1-10-50 (6:34) (Shotgun) J.Allen sacked at BUF 45 for -5 yards (L.Ryan).
- 2-15-BUF 45 (6:01) (No Huddle, Shotgun) J.Allen pass short middle to F.Gore to TEN 49 for 6 yards (J.Brown).
- 3-9-TEN 49 (5:22) (No Huddle, Shotgun) J.Allen pass short left to T.Yeldon to TEN 41 for 8 yards (M.Butler).
- 4-1-TEN 41 (4:55) (No Huddle) J.Allen up the middle to TEN 39 for 2 yards (H.Landry). R4
- 1-10-TEN 39 (4:16) (Shotgun) J.Allen pass incomplete short right to T.Sweeney.
- 2-10-TEN 39 (4:10) (Shotgun) J.Allen pass incomplete short right.
- 3-10-TEN 39 (3:59) (No Huddle, Shotgun) J.Allen pass short right to C.Beasley to TEN 31 for 8 yards (A.Jackson, R.Evans).
- 4-2-TEN 31 (3:16) J.Allen up the middle to TEN 30 for 1 yard (J.Brown).

Tennessee Titans at 3:12

- 1-10-TEN 30 (3:12) (Shotgun) D.Henry right end to BUF 46 for 24 yards (M.Hyde; J.Poyer). R1
- 1-10-BUF 46 (2:29) (Shotgun) M.Mariota pass short left to A.Humphries to BUF 41 for 5 yards (M.Hyde; D.Johnson).
- 2-5-BUF 41 (1:50) M.Mariota pass short middle to A.Brown to BUF 27 for 14 yards (M.Hyde). P2
- 1-10-BUF 27 (1:11) D.Henry left guard to BUF 24 for 3 yards (T.Edmunds; S.Lotulelei).
- 2-7-BUF 24 (:42) M.Mariota pass incomplete deep left to C.Davis (D.Marlowe).
- 3-7-BUF 24 (:36) (Shotgun) M.Mariota sacked at BUF 32 for -8 yards (J.Phillips).

END OF QUARTER

| | Score | Time Poss | First Downs | | | | Efficiencies | |
|------------------|-------|-----------|-------------|---|---|---|--------------|--------|
| | | | R | P | X | T | 3 Down | 4 Down |
| Buffalo Bills | 0 | 7:20 | 1 | 3 | 0 | 4 | 0/3 | 1/2 |
| Tennessee Titans | 0 | 7:40 | 1 | 1 | 0 | 2 | 0/3 | 0/0 |

Tennessee Titans continued.

4-15-BUF 32 (15:00) (Field Goal formation) C.Santos 50 yard field goal is No Good, Wide Left, Center-B.Brinkley, Holder-B.Kern.

Buffalo Bills at 14:55

1-10-BUF 40 (14:55) F.Gore right guard to BUF 46 for 6 yards (K.Correa, L.Ryan).

2-4-BUF 46 (14:23) (Shotgun) J.Allen pass short middle to D.Williams to TEN 47 for 7 yards (L.Ryan). P5

1-10-TEN 47 (13:41) (Shotgun) J.Allen pass incomplete short right to T.Yeldon.

2-10-TEN 47 (13:36) (Shotgun) J.Allen pass short right to T.Yeldon to TEN 47 for no gain (J.Brown).

3-10-TEN 47 (12:53) (Shotgun) J.Allen scrambles up the middle to TEN 43 for 4 yards (R.Evans).

4-6-TEN 43 (12:17) (Punt formation) C.Bojorquez punts 33 yards to TEN 10, Center-R.Ferguson. A.Humphries MUFFS catch, recovered by TEN-L.Sims at TEN 10. L.Sims to TEN 10 for no gain (M.Alexander).

Tennessee Titans at 12:03

1-10-TEN 10 (12:03) D.Henry right guard to TEN 6 for -4 yards (T.Murphy).

2-14-TEN 6 (11:26) (Shotgun) M.Mariota scrambles left end to TEN 9 for 3 yards (M.Milano).

3-11-TEN 9 (10:42) (Shotgun) M.Mariota sacked at TEN 3 for -6 yards (L.Alexander).

4-17-TEN 3 (10:11) (Punt formation) B.Kern punts 46 yards to TEN 49, Center-B.Brinkley. A.Roberts pushed ob at TEN 44 for 5 yards (M.Pruitt).

PENALTY on BUF-I.McKenzie, Offensive Holding, 10 yards, enforced at BUF 49.

Buffalo Bills at 10:02

1-10-BUF 39 (10:02) F.Gore left tackle to BUF 44 for 5 yards (K.Vaccaro).

2-5-BUF 44 (9:23) J.Allen pass short middle to F.Gore to BUF 47 for 3 yards (R.Evans, W.Woodyard).

3-2-BUF 47 (8:36) (Shotgun) J.Allen pass short right to C.Beasley to TEN 47 for 6 yards (R.Evans). P6

1-10-TEN 47 (8:06) (Shotgun) J.Allen scrambles up the middle to TEN 46 for 1 yard (H.Landry).

2-9-TEN 46 (7:25) F.Gore right tackle to TEN 46 for no gain (D.Jones).

3-9-TEN 46 (6:52) (No Huddle, Shotgun) J.Allen pass incomplete short right to D.Knox (A.Jackson) [L.Ryan].

4-9-TEN 46 (6:47) (Punt formation) PENALTY on BUF-D.Johnson, False Start, 5 yards, enforced at TEN 46 - No Play.

4-14-BUF 49 (6:47) (Punt formation) C.Bojorquez punts 39 yards to TEN 12, Center-R.Ferguson, fair catch by A.Humphries.

Tennessee Titans at 6:40

1-10-TEN 12 (6:40) Direct snap to D.Henry. D.Henry up the middle to TEN 14 for 2 yards (S.Neal).

2-8-TEN 14 (6:07) (Shotgun) M.Mariota pass incomplete short right to J.Smith.

3-8-TEN 14 (6:03) (Shotgun) M.Mariota sacked at TEN 4 for -10 yards (J.Phillips).

4-18-TEN 4 (5:29) (Punt formation) B.Kern punts 56 yards to BUF 40, Center-B.Brinkley, out of bounds.

Buffalo Bills at 5:22

1-10-BUF 40 (5:22) (Shotgun) J.Allen pass short left to J.Brown to TEN 46 for 14 yards (M.Butler). P7

1-10-TEN 46 (4:43) (Shotgun) J.Allen pass short left to T.Yeldon to TEN 42 for 4 yards (J.Brown).

2-6-TEN 42 (4:18) F.Gore left guard to TEN 40 for 2 yards (A.Johnson).

3-4-TEN 40 (3:36) (Shotgun) J.Allen pass short left to D.Williams pushed ob at TEN 29 for 11 yards (M.Butler). P8

1-10-TEN 29 (3:09) (Shotgun) J.Allen pass deep left to J.Brown to TEN 8 for 21 yards (M.Butler). P9

1-8-TEN 8 (2:41) J.Allen pass short left to L.Smith for 8 yards, TOUCHDOWN. P10

S.Hauschka extra point is GOOD, Center-R.Ferguson, Holder-C.Bojorquez.

BUF 7 TEN 0, 6 plays, 60 yards, 2:46 drive, 12:24 elapsed

S.Hauschka kicks 65 yards from BUF 35 to end zone, Touchback.

Tennessee Titans at 2:36

1-10-TEN 25 (2:36) M.Mariota pass short right to D.Lewis to TEN 34 for 9 yards (E.Oliver).

2-1-TEN 34 (2:08) (Shotgun) PENALTY on BUF-J.Hughes, Neutral Zone Infraction, 5 yards, enforced at TEN 34 - No Play. X3

Two-Minute Warning

1-10-TEN 39 (2:00) (Shotgun) D.Lewis up the middle to TEN 48 for 9 yards (M.Milano; E.Oliver).

2-1-TEN 48 (1:40) (No Huddle, Shotgun) D.Lewis up the middle to 50 for 2 yards (L.Alexander; M.Milano). R4

1-10-50 (1:20) (No Huddle, Shotgun) M.Mariota pass short right to C.Davis pushed ob at BUF 27 for 23 yards (T.White) [M.Milano]. P5

PENALTY on BUF-M.Milano, Roughing the Passer, 14 yards, enforced at BUF 27. X6

1-10-BUF 13 (1:08) (Shotgun) M.Mariota sacked at BUF 18 for -5 yards (J.Phillips).

Timeout #1 by TEN at 01:01.

2-15-BUF 18 (1:01) (Shotgun) M.Mariota pass incomplete short right [T.Murphy].

Buffalo Bills vs Tennessee Titans at Nissan Stadium

- 3-15-BUF 18 (:54) (Shotgun) M.Mariota pass incomplete short right to D.Lewis [L.Alexander].
- 4-15-BUF 18 (:49) (Field Goal formation) C.Santos 36 yard field goal is No Good, Wide Right, Center-B.Brinkley, Holder-B.Kern.
- Buffalo Bills at 0:44
- 1-10-BUF 26 (:44) PENALTY on BUF, Illegal Substitution, 5 yards, enforced at BUF 26 - No Play.
- 1-15-BUF 21 (:44) (Shotgun) J.Allen pass short right to I.McKenzie to BUF 27 for 6 yards (H.Landry).

| END OF QUARTER | Score | Time | First Downs | | | | Efficiencies | |
|------------------|-------|------|-------------|---|---|---|--------------|--------|
| | | Poss | R | P | X | T | 3 Down | 4 Down |
| Buffalo Bills | 7 | 9:44 | 0 | 6 | 0 | 6 | 2/4 | 0/0 |
| Tennessee Titans | 0 | 5:16 | 1 | 1 | 2 | 4 | 0/3 | 0/0 |

Third Quarter

10/6/2019

Play By Play

BUF elects to Receive, and TEN elects to defend the North goal.

C.Santos kicks 65 yards from TEN 35 to end zone, Touchback.

Buffalo Bills at 15:00

- 1-10-BUF 25 (15:00) J.Allen pass short right to D.Knox to BUF 30 for 5 yards (L.Ryan).
 2-5-BUF 30 (14:33) (No Huddle) F.Gore right tackle to BUF 31 for 1 yard (R.Evans).
 3-4-BUF 31 (13:52) (Shotgun) J.Allen sacked at BUF 25 for -6 yards (H.Landry).
 4-10-BUF 25 (13:19) (Punt formation) C.Bojorquez punts 64 yards to TEN 11, Center-R.Ferguson. A.Humphries to TEN 13 for 2 yards (M.Milano).

Tennessee Titans at 13:04

- 1-10-TEN 13 (13:04) (Shotgun) D.Henry up the middle to TEN 15 for 2 yards (L.Alexander).
 2-8-TEN 15 (12:30) (Shotgun) D.Henry right guard to TEN 20 for 5 yards (E.Oliver, T.Edmunds).
 3-3-TEN 20 (11:53) (Shotgun) M.Mariota pass incomplete short right to D.Lewis.
 4-3-TEN 20 (11:49) (Punt formation) B.Kern punts 50 yards to BUF 30, Center-B.Brinkley, out of bounds.

Buffalo Bills at 11:42

- 1-10-BUF 30 (11:42) (Shotgun) T.Yeldon right tackle to BUF 34 for 4 yards (J.Brown).
 2-6-BUF 34 (11:05) (No Huddle, Shotgun) J.Allen scrambles up the middle to BUF 39 for 5 yards (H.Landry).
 3-1-BUF 39 (10:43) (No Huddle) J.Allen left tackle to BUF 43 for 4 yards (L.Ryan).
 PENALTY on BUF, Illegal Shift, 4 yards, enforced at BUF 39 - No Play.
 Timeout #1 by TEN at 10:42.
 3-5-BUF 35 (10:42) (Shotgun) J.Allen pass short left INTERCEPTED by K.Byard at BUF 43. K.Byard to BUF 38 for 5 yards (T.Yeldon).

Tennessee Titans at 10:30

- 1-10-BUF 38 (10:30) (Shotgun) D.Henry right tackle to BUF 34 for 4 yards (D.Johnson).
 2-6-BUF 34 (9:51) M.Mariota pass incomplete short left to C.Davis.
 3-6-BUF 34 (9:46) (Shotgun) M.Mariota pass short left to A.Humphries to BUF 25 for 9 yards (L.Wallace).
1-10-BUF 25 (9:13) (Shotgun) D.Henry left end to BUF 8 for 17 yards (E.Oliver).
1-8-BUF 8 (8:29) (No Huddle) D.Henry left tackle to BUF 10 for -2 yards (J.Hughes).
 2-10-BUF 10 (7:50) PENALTY on BUF-T.Murphy, Encroachment, 5 yards, enforced at BUF 10 - No Play.
 2-5-BUF 5 (7:35) M.Mariota right end for 5 yards, TOUCHDOWN.
 The Replay Official reviewed the runner broke the plane ruling, and the play was REVERSED.
 M.Mariota right end to BUF 1 for 4 yards (J.Poyer).
 3-1-BUF 1 (7:20) D.Henry left guard to BUF 1 for no gain (K.Peko).
 PENALTY on BUF-J.Phillips, Defensive Offside, 0 yards, enforced at BUF 1 - No Play.
 3-1-BUF 1 (7:05) D.Henry up the middle for 1 yard, TOUCHDOWN.
 (Kick formation) PENALTY on TEN-J.Douglas, False Start, 5 yards, enforced at BUF 15 - No Play.
 C.Santos extra point is GOOD, Center-B.Brinkley, Holder-B.Kern.

P7

R8

R9

| |
|---|
| BUF 7 TEN 7, 7 plays, 38 yards, 2 penalties, 3:28 drive, 7:58 elapsed |
|---|

C.Santos kicks 60 yards from TEN 35 to BUF 5. A.Roberts to BUF 23 for 18 yards (D.Jennings).

Buffalo Bills at 7:02, (1st play from scrimmage 6:54)

- 1-10-BUF 23 (6:54) F.Gore up the middle to BUF 28 for 5 yards (W.Woodyard; R.Gilbert).
 2-5-BUF 28 (6:17) (Shotgun) J.Allen pass short left to C.Beasley to BUF 35 for 7 yards (A.Jackson).
1-10-BUF 35 (5:36) (Shotgun) J.Allen right tackle to BUF 40 for 5 yards (K.Byard).
 2-5-BUF 40 (5:00) F.Gore right tackle to 50 for 10 yards (K.Byard). BUF-C.Ford was injured during the play. His return is Questionable.
 PENALTY on BUF-C.Ford, Offensive Holding, 10 yards, enforced at BUF 42.
 2-13-BUF 32 (4:38) (Shotgun) J.Allen pass short middle to D.Knox to BUF 39 for 7 yards (W.Woodyard).
 3-6-BUF 39 (4:08) (No Huddle, Shotgun) J.Allen pass incomplete short right to D.Knox (K.Byard).
 4-6-BUF 39 (4:04) (Punt formation) C.Bojorquez punts 47 yards to TEN 14, Center-R.Ferguson, fair catch by A.Humphries.

P11

Tennessee Titans at 3:55

- 1-10-TEN 14 (3:55) (Shotgun) D.Henry up the middle to TEN 15 for 1 yard (J.Hughes, K.Peko).
 2-9-TEN 15 (3:20) M.Mariota pass incomplete short right.
 PENALTY on BUF-M.Milano, Defensive Holding, 5 yards, enforced at TEN 15 - No Play.
1-10-TEN 20 (3:12) (Shotgun) M.Mariota right end to TEN 22 for 2 yards (D.Marlowe).
 2-8-TEN 22 (2:29) (Shotgun) M.Mariota pass short right to J.Smith to BUF 21 for 57 yards (L.Wallace; S.Neal).

X10

P11

Buffalo Bills vs Tennessee Titans at Nissan Stadium

- 1-10-BUF 21 (1:37) D.Henry left tackle to BUF 15 for 6 yards (S.Neal).
 2-4-BUF 15 (:56) (Shotgun) D.Henry left tackle to BUF 15 for no gain (M.Alexander, J.Poyer).
 3-4-BUF 15 (:17) (Shotgun) PENALTY on TEN-N.Davis, False Start, 5 yards, enforced at BUF 15 - No Play.

END OF QUARTER

| | Score | Time Poss | First Downs | | | | Efficiencies | |
|------------------|-------|--------------|-------------|---|---|---|--------------|--------|
| | | | R | P | X | T | 3 Down | 4 Down |
| Buffalo Bills | 7 | 6:15 | 0 | 1 | 0 | 1 | 0/3 | 0/0 |
| Tennessee Titans | 7 | 8:45 | 2 | 2 | 1 | 5 | 2/3 | 0/0 |

Play By Play

Fourth Quarter

10/6/2019

Tennessee Titans continued.

| | | |
|------------------|--|-----|
| 3-9-BUF 20 | (15:00) (Shotgun) M.Mariota pass short right to T.Sharpe to BUF 8 for 12 yards (T.White). | P12 |
| <u>1-8-BUF 8</u> | (14:16) (Shotgun) D.Henry up the middle for 8 yards, TOUCHDOWN NULLIFIED by Penalty. PENALTY on TEN-J.Conklin, Offensive Holding, 10 yards, enforced at BUF 5. | |
| 1-15-BUF 15 | (14:11) (Shotgun) M.Mariota pass short middle to D.Lewis to BUF 5 for 10 yards (J.Poyer; E.Oliver). | |
| 2-5-BUF 5 | (13:32) Direct snap to D.Henry. D.Henry left end to BUF 6 for -1 yards (T.Edmunds; S.Neal). | |
| 3-6-BUF 6 | (12:55) (Shotgun) PENALTY on TEN-T.Lewan, False Start, 5 yards, enforced at BUF 6 - No Play. | |
| 3-11-BUF 11 | (12:34) (Shotgun) M.Mariota scrambles up the middle to BUF 10 for 1 yard. M.Mariota pass short left to A.Brown for 10 yards, TOUCHDOWN NULLIFIED by Penalty. PENALTY on TEN-M.Mariota, Illegal Forward Pass, 5 yards, enforced at BUF 10. | |
| 4-15-BUF 15 | (12:27) (Field Goal formation) C.Santos 33 yard field goal is BLOCKED (D.Johnson), Center-B.Brinkley, Holder-B.Kern. | |

Buffalo Bills at 12:23

| | | |
|--------------------|---|-----|
| 1-10-BUF 23 | (12:23) J.Allen sacked at BUF 19 for -4 yards (R.Gilbert). Penalty on BUF-L.Smith, Offensive Holding, declined. | |
| 2-14-BUF 19 | (11:52) (Shotgun) J.Allen scrambles up the middle to BUF 25 for 6 yards (L.Ryan). PENALTY on TEN-J.Casey, Unnecessary Roughness, 15 yards, enforced at BUF 25. | X12 |
| <u>1-10-BUF 40</u> | (11:23) (Shotgun) J.Allen pass short middle to I.McKenzie to TEN 14 for 46 yards (L.Ryan). | P13 |
| <u>1-10-TEN 14</u> | (10:33) J.Allen pass incomplete short right. | |
| 2-10-TEN 14 | (10:27) A.Roberts right guard to TEN 7 for 7 yards (J.Brown). | |
| 3-3-TEN 7 | (9:49) (Shotgun) J.Allen pass short middle to D.Williams for 7 yards, TOUCHDOWN. S.Hauschka extra point is GOOD, Center-R.Ferguson, Holder-C.Bojorquez. | P14 |

BUF 14 TEN 7, 6 plays, 77 yards, 1 penalty, 2:37 drive, 5:14 elapsed

S.Hauschka kicks 65 yards from BUF 35 to end zone, Touchback.

Tennessee Titans at 9:46

| | | |
|--------------------|--|------------|
| 1-10-TEN 25 | (9:46) M.Mariota sacked at TEN 21 for -4 yards (D.Johnson). | |
| 2-14-TEN 21 | (9:06) (Shotgun) M.Mariota pass short middle to A.Brown to TEN 34 for 13 yards (L.Wallace). | |
| 3-1-TEN 34 | (8:23) D.Henry left end to TEN 44 for 10 yards (L.Alexander). BUF-J.Poyer was injured during the play. His return is Questionable. PENALTY on BUF-L.Alexander, Horse Collar Tackle, 15 yards, enforced at TEN 44. | R13 X14 |
| <u>1-10-BUF 41</u> | (8:02) (Shotgun) D.Henry left end to BUF 39 for 2 yards (L.Alexander, J.Hughes). | |
| 2-8-BUF 39 | (7:20) D.Henry left tackle to BUF 35 for 4 yards (T.Edmunds). | |
| 3-4-BUF 35 | (6:40) (Shotgun) M.Mariota pass incomplete short left to De.Walker. | |
| 4-4-BUF 35 | (6:35) (Field Goal formation) C.Santos 53 yard field goal is No Good, Wide Left, Center-B.Brinkley, Holder-B.Kern. | |

Buffalo Bills at 6:31

| | | |
|-------------|---|--|
| 1-10-BUF 43 | (6:31) J.Allen pass incomplete short right to T.Sweeney. | |
| 2-10-BUF 43 | (6:26) (Shotgun) J.Allen pass incomplete short right to D.Knox. | |
| 3-10-BUF 43 | (6:21) (Shotgun) J.Allen pass short left to T.Yeldon to BUF 44 for 1 yard (R.Evans). | |
| 4-9-BUF 44 | (5:35) (Punt formation) C.Bojorquez punts 56 yards to end zone, Center-R.Ferguson, Touchback. | |

Tennessee Titans at 5:27

| | | |
|-------------|---|--|
| 1-10-TEN 20 | (5:27) (Shotgun) M.Mariota pass short left to A.Humphries to TEN 26 for 6 yards (J.Hughes). | |
| 2-4-TEN 26 | (4:49) D.Henry left end to TEN 25 for -1 yards (E.Oliver; S.Lotulelei). BUF-E.Oliver was injured during the play. His return is Questionable. | |
| 3-5-TEN 25 | (4:26) (Shotgun) M.Mariota pass incomplete short right to A.Humphries (T.Edmunds). | |
| 4-5-TEN 25 | (4:21) (Punt formation) B.Kern punts 48 yards to BUF 27, Center-B.Brinkley. A.Roberts to BUF 29 for 2 yards (D.Cruikshank). | |

Buffalo Bills at 4:12

| | | |
|--------------------|---|-----|
| 1-10-BUF 29 | (4:12) F.Gore left end to BUF 28 for -1 yards (H.Landry, R.Gilbert). | |
| 2-11-BUF 28 | (3:31) (Shotgun) T.Yeldon right guard to BUF 39 for 11 yards (K.Byard). | R15 |
| <u>1-10-BUF 39</u> | (2:54) F.Gore up the middle to 50 for 11 yards (K.Vaccaro). | R16 |
| <u>1-10-50</u> | (2:09) F.Gore left end to TEN 31 for 19 yards (K.Byard; L.Ryan). | R17 |

Two-Minute Warning

| | | |
|--------------------|---|--|
| <u>1-10-TEN 31</u> | (2:00) F.Gore left tackle to TEN 27 for 4 yards (J.Brown). Timeout #2 by TEN at 01:55. | |
| 2-6-TEN 27 | (1:55) F.Gore up the middle to TEN 24 for 3 yards (M.Dickerson; D.Jones). | |

Buffalo Bills vs Tennessee Titans at Nissan Stadium

Timeout #3 by TEN at 01:50.

Timeout #1 by BUF at 01:50.

3-3-TEN 24 (1:50) J.Allen left end to TEN 19 for 5 yards (R.Evans).

1-10-TEN 19 (1:05) J.Allen kneels to TEN 20 for -1 yards.

2-11-TEN 20 (:34) J.Allen kneels to TEN 21 for -1 yards.

R18

END OF QUARTER

| | Score | Time Poss | First Downs | | | | Efficiencies | |
|------------------|-------|-----------|-------------|---|---|---|--------------|--------|
| | | | R | P | X | T | 3 Down | 4 Down |
| Buffalo Bills | 14 | 7:53 | 4 | 2 | 1 | 7 | 2/3 | 0/0 |
| Tennessee Titans | 7 | 7:07 | 1 | 1 | 1 | 3 | 2/5 | 0/0 |

Miscellaneous Statistics Report

Buffalo Bills vs Tennessee Titans

10/6/2019 at Nissan Stadium

Ten Longest Plays for Buffalo Bills

| Yards | Qtr | Play Start | Play Description |
|-------|-----|-------------|---|
| 46 | 4 | 1-10-BUF 40 | (11:23) (Shotgun) J.Allen pass short middle to I.McKenzie to TEN 14 for 46 yards (L.Ryan). |
| 21 | 2 | 1-10-TEN 29 | (3:09) (Shotgun) J.Allen pass deep left to J.Brown to TEN 8 for 21 yards (M.Butler). |
| 21 | 4 | 2-14-BUF 19 | (11:52) (Shotgun) J.Allen scrambles up the middle to BUF 25 for 6 yards (L.Ryan). PENALTY on TEN-J.Casey, Unnecessary Roughness, 15 yards, enforced at BUF 25. |
| 19 | 1 | 1-10-BUF 17 | (12:04) (Shotgun) J.Allen pass short right to J.Brown to BUF 36 for 19 yards (K.Byard). |
| 19 | 4 | 1-10-50 | (2:09) F.Gore left end to TEN 31 for 19 yards (K.Byard; L.Ryan). |
| 14 | 2 | 1-10-BUF 40 | (5:22) (Shotgun) J.Allen pass short left to J.Brown to TEN 46 for 14 yards (M.Butler). |
| 11 | 1 | 1-10-BUF 25 | (8:05) (Shotgun) J.Allen pass short left to J.Brown to BUF 36 for 11 yards (H.Landry). |
| 11 | 2 | 3-4-TEN 40 | (3:36) (Shotgun) J.Allen pass short left to D.Williams pushed ob at TEN 29 for 11 yards (M.Butler). |
| 11 | 4 | 2-11-BUF 28 | (3:31) (Shotgun) T.Yeldon right guard to BUF 39 for 11 yards (K.Byard). |
| 11 | 4 | 1-10-BUF 39 | (2:54) F.Gore up the middle to 50 for 11 yards (K.Vaccaro). |

Ten Longest Plays for Tennessee Titans

| Yards | Qtr | Play Start | Play Description |
|-------|-----|-------------|--|
| 57 | 3 | 2-8-TEN 22 | (2:29) (Shotgun) M.Mariota pass short right to J.Smith to BUF 21 for 57 yards (L.Wallace; S.Neal). |
| 37 | 2 | 1-10-50 | (1:20) (No Huddle, Shotgun) M.Mariota pass short right to C.Davis pushed ob at BUF 27 for 23 yards (T.White) [M.Milano]. |
| 25 | 4 | 3-1-TEN 34 | (8:23) D.Henry left end to TEN 44 for 10 yards (L.Alexander). BUF-J.Poyer was injured during the play. His return is |
| 24 | 1 | 1-10-TEN 30 | (3:12) (Shotgun) D.Henry right end to BUF 46 for 24 yards (M.Hyde; J.Poyer). |
| 17 | 3 | 1-10-BUF 25 | (9:13) (Shotgun) D.Henry left end to BUF 8 for 17 yards (E.Oliver). |
| 14 | 1 | 2-5-BUF 41 | (1:50) M.Mariota pass short middle to A.Brown to BUF 27 for 14 yards (M.Hyde). |
| 13 | 4 | 2-14-TEN 21 | (9:06) (Shotgun) M.Mariota pass short middle to A.Brown to TEN 34 for 13 yards (L.Wallace). |
| 12 | 4 | 3-9-BUF 20 | (15:00) (Shotgun) M.Mariota pass short right to T.Sharpe to BUF 8 for 12 yards (T.White). |
| 10 | 1 | 2-22-TEN 13 | (13:30) (Shotgun) M.Mariota pass short middle to A.Humphries to TEN 23 for 10 yards (T.Edmunds). |
| 10 | 1 | 3-12-TEN 23 | (12:55) (Shotgun) M.Mariota pass short right to De.Walker to TEN 33 for 10 yards (T.White). |

Touchdown Scoring Information

| | | Offense | Defense | Special Teams |
|---------|------------------|---------|---------|---------------|
| VISITOR | Buffalo Bills | 2 | 0 | 0 |
| HOME | Tennessee Titans | 1 | 0 | 0 |

Player Scoring Information

| Club | Player | TD | Rush TD | Rec TD | KO TD | Punt TD | Int TD | Fum TD | Misc TD | FG | XP | 2Pt Rush | 2Pt Rec | Sfty | Points |
|------|------------|----|---------|--------|-------|---------|--------|--------|---------|----|----|----------|---------|------|--------|
| BUF | D.Williams | 0 | 0 | 1 | 0 | 0 | 0 | 0 | 0 | 0 | 0 | 0 | 0 | 0 | 6 |
| BUF | L.Smith | 0 | 0 | 1 | 0 | 0 | 0 | 0 | 0 | 0 | 0 | 0 | 0 | 0 | 6 |
| BUF | S.Hauschka | 0 | 0 | 0 | 0 | 0 | 0 | 0 | 0 | 0 | 2 | 0 | 0 | 0 | 2 |
| TEN | D.Henry | 0 | 1 | 0 | 0 | 0 | 0 | 0 | 0 | 0 | 0 | 0 | 0 | 0 | 6 |
| TEN | C.Santos | 0 | 0 | 0 | 0 | 0 | 0 | 0 | 0 | 0 | 1 | 0 | 0 | 0 | 1 |

Possession Detail

| | First Half | | Second Half | | Game | |
|-----------------------------|------------|------|-------------|------|---------|-------|
| | Visitor | Home | Visitor | Home | Visitor | Home |
| Largest Lead | 7 | 0 | 7 | 0 | 7 | 0 |
| Drives Leading | 1 | 0 | 4 | 0 | 5 | 0 |
| Time of Possession Leading | 0:44 | 0:00 | 8:24 | 0:00 | 9:08 | 0:00 |
| Largest Deficit | 0 | -7 | 0 | -7 | 0 | -7 |
| Drives Trailing | 0 | 1 | 0 | 4 | 0 | 5 |
| Time of Possession Trailing | 0:00 | 1:52 | 0:00 | 9:20 | 0:00 | 11:12 |
| Times Score Tied Up | | 0 | | 1 | | 1 |
| Lead Changes | | 1 | | 1 | | 2 |

Playtime Percentage

Percent of playtime per player on offense, defense and special teams

| Buffalo Bills | | | | | | | Tennessee Titans | | | | | | | | |
|---------------|----|---------|------|---------|------|---------------|------------------|--------------|----|---------|------|---------|------|---------------|-----|
| | | Offense | | Defense | | Special Teams | | | | Offense | | Defense | | Special Teams | |
| D Dawkins | T | 65 | 100% | | | 2 | 8% | J Conklin | T | 62 | 100% | | | 6 | 23% |
| J Feliciano | G | 65 | 100% | | | 2 | 8% | R Saffold | G | 62 | 100% | | | 6 | 23% |
| Q Spain | G | 65 | 100% | | | 2 | 8% | T Lewan | T | 62 | 100% | | | 6 | 23% |
| J Allen | QB | 65 | 100% | | | | | N Davis | G | 62 | 100% | | | 6 | 23% |
| J Brown | WR | 53 | 82% | | | | | B Jones | C | 62 | 100% | | | | |
| D Williams | WR | 51 | 78% | | | 6 | 23% | M Mariota | QB | 62 | 100% | | | | |
| D Knox | TE | 47 | 72% | | | 4 | 15% | C Davis | WR | 54 | 87% | | | | |
| C Ford | T | 45 | 69% | | | 1 | 4% | A Brown | WR | 40 | 65% | | | | |
| C Beasley | WR | 42 | 65% | | | | | J Smith | TE | 38 | 61% | | | 3 | 12% |
| S Long | C | 41 | 63% | | | 2 | 8% | D Henry | RB | 38 | 61% | | | | |
| F Gore | RB | 33 | 51% | | | | | A Humphries | WR | 36 | 58% | | | 7 | 27% |
| T Yeldon | RB | 32 | 49% | | | 3 | 12% | D Walker | TE | 27 | 44% | | | | |
| M Morse | C | 24 | 37% | | | | | M Pruitt | TE | 25 | 40% | | | 19 | 73% |
| L Smith | TE | 21 | 32% | | | 2 | 8% | D Lewis | RB | 25 | 40% | | | | |
| R Bates | T | 20 | 31% | | | 2 | 8% | T Sharpe | WR | 20 | 32% | | | | |
| T Sweeney | TE | 16 | 25% | | | 1 | 4% | D Jennings | WR | 4 | 6% | | | 11 | 42% |
| A Roberts | WR | 12 | 18% | | | 8 | 31% | D Kelly | T | 2 | 3% | | | 6 | 23% |
| P DiMarco | FB | 9 | 14% | | | 9 | 35% | A Firkser | TE | 1 | 2% | | | 5 | 19% |
| I McKenzie | WR | 8 | 12% | | | 5 | 19% | K Byard | FS | | | 65 | 100% | 6 | 23% |
| Z Jones | WR | 1 | 2% | | | | | M Butler | CB | | | 65 | 100% | 4 | 15% |
| T Edmunds | LB | | | 62 | 100% | 7 | 27% | K Vaccaro | SS | | | 65 | 100% | 2 | 8% |
| T White | CB | | | 60 | 97% | 7 | 27% | L Ryan | CB | | | 65 | 100% | 1 | 4% |
| M Hyde | FS | | | 60 | 97% | 6 | 23% | J Brown | LB | | | 57 | 88% | 2 | 8% |
| L Wallace | CB | | | 60 | 97% | 1 | 4% | J Casey | DT | | | 55 | 85% | 2 | 8% |
| J Poyer | SS | | | 59 | 95% | 9 | 35% | H Landry | LB | | | 54 | 83% | 3 | 12% |
| M Milano | LB | | | 45 | 73% | 11 | 42% | R Evans | LB | | | 54 | 83% | | |
| L Alexander | LB | | | 43 | 69% | 20 | 77% | R Gilbert | DE | | | 48 | 74% | 13 | 50% |
| E Oliver | DT | | | 41 | 66% | 1 | 4% | A Jackson | CB | | | 47 | 72% | | |
| J Hughes | DE | | | 41 | 66% | | | D Jones | NT | | | 44 | 68% | 5 | 19% |
| T Murphy | DE | | | 36 | 58% | 5 | 19% | W Woodyard | LB | | | 19 | 29% | 18 | 69% |
| S Lawson | DE | | | 31 | 50% | 2 | 8% | K Correa | LB | | | 19 | 29% | 16 | 62% |
| S Lotulelei | DT | | | 30 | 48% | 5 | 19% | A Johnson | NT | | | 18 | 28% | 11 | 42% |
| J Phillips | DT | | | 26 | 42% | 4 | 15% | M Dickerson | DT | | | 15 | 23% | 3 | 12% |
| K Johnson | CB | | | 20 | 32% | 22 | 85% | A Hooker | FS | | | 13 | 20% | 20 | 77% |
| D Johnson | DE | | | 16 | 26% | 23 | 88% | I Mack | DT | | | 10 | 15% | 2 | 8% |
| S Neal | SS | | | 16 | 26% | 17 | 65% | S Finch | LB | | | 2 | 3% | | |
| K Peko | DT | | | 15 | 24% | 3 | 12% | D Bates | LB | | | | | 20 | 77% |
| D Marlowe | SS | | | 8 | 13% | 6 | 23% | D Cruikshank | SS | | | | | 17 | 65% |
| M Alexander | LB | | | 7 | 11% | 19 | 73% | L Sims | CB | | | | | 12 | 46% |
| K Coleman | FS | | | 5 | 8% | 18 | 69% | B Brinkley | LS | | | | | 12 | 46% |
| J Stanford | LB | | | | | 17 | 65% | B Kern | P | | | | | 12 | 46% |
| J Johnson | SS | | | | | 10 | 38% | D Long | LB | | | | | 9 | 35% |
| C Bojorquez | P | | | | | 9 | 35% | C Santos | K | | | | | 8 | 31% |
| R Ferguson | LS | | | | | 9 | 35% | C Milton | CB | | | | | 7 | 27% |
| S Hauschka | K | | | | | 5 | 19% | J Douglas | G | | | | | 6 | 23% |

TITANS HIT LOW POINT IN 16-0 LOSS TO BRONCOS

**BY JIM WYATT
TITANS ONLINE
OCTOBER 14, 2019**

DENVER – The Titans hit a low point on Sunday at Empower Bank Field at Mile High (Elevation 5280').

A dreadful performance on offense produced a quarterback change, but not a victory – the Titans lost 16-0 to the Denver Broncos.

The Titans replaced starting quarterback Marcus Mariota with back-up Ryan Tannehill in the third quarter of Sunday's game. It was Tannehill's first action since the Titans traded for the former Dolphins quarterback earlier this offseason.

Tannehill couldn't engineer a comeback, however, as the Titans dropped to 2-4 on the season.

"We have to stick together as a team, and don't blame anyone," cornerback Malcolm Butler said. "We are all in this together – we are all Titans. We just have to keep fighting and be better. And we have to want to be better – the fans deserve better, and we deserve it for ourselves."

Frankly, the Titans weren't very good on Sunday, especially on offense.

And that's putting it lightly.

The Broncos led 6-0 at the half on a pair of field goals from kicker Brandon McManus, from 31 and 53 yards. The Broncos stretched their lead to 13-0 on a two-yard touchdown run by running back Phillip Lindsay, and another kick by McManus made it 16-0 with 4:53 left in the contest.

Meanwhile, the Titans struggled on offense. Mariota was sacked three times in the first half, and the team couldn't get anything going.

Mariota completed just 7-of-18 passes for 63 yards and two interceptions and a 9.5 rating before being replaced with 4:49 in the third quarter, with the Titans trailing 13-0.

"I was inaccurate today, and I didn't give our guys a chance to make plays and that's some of the reasons I got pulled," Mariota said. "It starts with me – I have to do a better job."

Tannehill completed 13-of-16 passes for 144 yards with a 78.1 rating. He was sacked four times.

"Every decision we make we try and do in the best interest of the football team at every position," Titans coach Mike Vrabel said. "At that point and time, we're just trying to move the football and score more points."

Vrabel said he'll consult with Titans general manager Jon Robinson and his coaching staff before deciding if the quarterback change is permanent.

Mariota said he'll support Tannehill and be the best teammate he can be no matter what the team decides.

No matter what happens the Titans better get better on offense.

Titans safety Kevin Byard did his best to provide a spark early in the second half when he intercepted Broncos quarterback Joe Flacco on Denver's first possession.

But the Titans couldn't capitalize.

On the day, the Titans managed just 12 first downs and 204 yards of offense. Drives were wrecked because of seven quarterback sacks and missed plays. The team was just 2-of-14 (14 percent) on third down.

"We are shooting ourselves in the foot," tight end Delanie Walker said. "We lost, I don't think you should be happy. I am upset."

It wasted another solid offense from the defense, which allowed just 11 first downs and 270 yards of offense

while holding the Broncos to just 2-of-14 on third down themselves.

The Titans face the Los Angeles Chargers on Sunday at Nissan Stadium.

"Right now, I am trying to lead a football team than is disappointed, like me," Vrabel said. "We are going to stay together and we are going to try to improve. It is a long season and the only way you get out if this is to fight and practice and prepare and obviously execute."

###

Regular Season Week #6

National Football League Game Summary

NFL Copyright © 2019 by The National Football League. All rights reserved. This summary and play-by-play is for the express purpose of assisting media in their coverage of the game; any other use of this material is prohibited without the written permission of the National Football League. Updated: 10/14/2019

Date: Sunday, 10/13/2019 Tennessee Titans at Denver Broncos Start Time: 2:25 PM MDT
at Empower Field at Mile High, Denver CO

Game Day Weather

Game Weather: Sunny Temp: 69° F (20.6° C) Humidity: 9%, Wind: East 7 mph
Played Outdoor on Turf: Grass Outdoor Weather: Sunny,

Officials

Referee: Kemp, Alex (55) Umpire: Hall, Richard (49) Down Judge: Carr, Mike (63)
Line Judge: Bergman, Jeff (32) Field Judge: Jenkins, John (117) Side Judge: Shaw, Dale (104)
Back Judge: Freeman, Steve (133) Replay Official: Chase, Michael (0)

Lineups

| Tennessee Titans | | | | Denver Broncos | | | |
|------------------|-------------|---------|-----------|----------------|-------------|---------|-----------|
| Offense | | Defense | | Offense | | Defense | |
| WR 11 | A.Brown | NT 90 | D.Jones | WR 10 | E.Sanders | DE 96 | S.Harris |
| TE 82 | De.Walker | DT 99 | J.Casey | LT 72 | G.Bolles | NT 98 | M.Purcell |
| LT 77 | T.Lewan | OLB 93 | R.Gilbert | LG 66 | D.Risner | DE 95 | D.Wolfe |
| LG 76 | R.Saffold | ILB 54 | R.Evans | C 60 | C.McGovern | SLB 59 | M.Reed |
| C 60 | B.Jones | ILB 55 | J.Brown | RG 65 | R.Leary | WLB 58 | V.Miller |
| RG 64 | N.Davis | OLB 58 | H.Landry | RT 68 | E.Wilkinson | ILB 45 | A.Johnson |
| RT 78 | J.Conklin | CB 26 | L.Ryan | TE 87 | N.Fant | ILB 51 | T.Davis |
| WR 10 | A.Humphries | SS 24 | K.Vaccaro | WR 14 | C.Sutton | LCB 25 | C.Harris |
| QB 8 | M.Mariota | FS 31 | K.Byard | RB 30 | P.Lindsay | RCB 27 | D.Harris |
| RB 22 | D.Henry | CB 21 | M.Butler | QB 5 | J.Flacco | SS 22 | K.Jackson |
| TE 85 | M.Pruitt | CB 25 | A.Jackson | WR 17 | D.Hamilton | FS 31 | J.Simmons |

Substitutions

K 3 C.Parkey, P 6 B.Kern, WR 15 D.Jennings, QB 17 R.Tannehill, WR 19 T.Sharpe, CB 23 T.Smith, RB 28 D.Dawkins, DB 29 D.Cruikshank, RB 33 D.Lewis, CB 36 L.Sims, DB 37 A.Hooker, OLB 44 K.Correa, LS 48 B.Brinkley, LB 51 D.Long, LB 53 D.Bates, LB 59 W.Woodyard, TE 81 J.Smith, WR 84 C.Davis, TE 86 A.Firkser, DL 94 A.Johnson, DE 96 B.Urban, DT 97 I.Mack

Substitutions

P 6 C.Wadman, K 8 B.McManus, WR 11 D.Spencer, WR 19 F.Brown, RB 23 D.Booker, CB 26 I.Yiadam, RB 28 R.Freeman, FB 32 A.Janovich, S 34 W.Parks, S 36 T.Marshall, DB 37 C.Sensabaugh, LS 42 C.Kreiter, ILB 43 J.Jones, ILB 47 J.Jewell, LB 52 J.Hollins, ILB 56 C.Nelson, DE 57 D.Walker, T 69 J.Rodgers, G/C 71 A.Schlottmann, TE 82 J.Heuerman, FB/TE 83 A.Beck, DE 93 D.Jones, LB 97 J.Attaochu

Did Not Play

T/G 71 D.Kelly, G 75 J.Douglas

Did Not Play

QB 2 B.Allen

Not Active

CB 30 C.Milton, RB 45 R.Smith, OLB 56 S.Finch, T 61 A.Stinnie, G/T 66 K.Pamphile, OLB 91 C.Wake, DE 92 M.Dickerson

Not Active

WR 15 J.Winfree, CB 20 D.Dawson, CB 29 B.Callahan, T 70 J.James, T 76 C.Anderson, TE 84 T.Fumagalli, DE 99 A.Gotsis

Field Goals (made () & missed)

| | | B.McManus | | | | (31) (53) (48) | |
|----------|------------------|-----------|---|---|---|----------------|-------|
| | | 1 | 2 | 3 | 4 | OT | Total |
| VISITOR: | Tennessee Titans | 0 | 0 | 0 | 0 | 0 | 0 |
| HOME: | Denver Broncos | 3 | 3 | 7 | 3 | 0 | 16 |

Scoring Plays

| Team | Qtr | Time | Play Description (Extra Point) (Drive Info) | Visitor | Home |
|---------|-----|-------|---|---------|------|
| Broncos | 1 | 10:16 | B.McManus 31 yd. Field Goal (8-32, 3:04) | 0 | 3 |
| Broncos | 2 | 4:40 | B.McManus 53 yd. Field Goal (5-50, 2:44) | 0 | 6 |
| Broncos | 3 | 4:56 | P.Lindsay 2 yd. run (B.McManus kick) (6-41, 3:10) | 0 | 13 |
| Broncos | 4 | 4:53 | B.McManus 48 yd. Field Goal (8-49, 4:17) | 0 | 16 |

Paid Attendance: 75,815

Time: 2:55

Tennessee Titans vs Denver Broncos
10/13/2019 at Empower Field at Mile High

Final Individual Statistics

Tennessee Titans

| RUSHING | ATT | YDS | AVG | LG | TD |
|-------------|-----|-----|------|----|----|
| D.Henry | 15 | 28 | 1.9 | 6 | 0 |
| R.Tannehill | 1 | 6 | 6.0 | 6 | 0 |
| M.Mariota | 2 | 4 | 2.0 | 5 | 0 |
| D.Dawkins | 2 | 2 | 1.0 | 1 | 0 |
| D.Lewis | 1 | -1 | -1.0 | -1 | 0 |
| Total | 21 | 39 | 1.9 | 6 | 0 |

| PASSING | ATT | CMP | YDS | SK/YD | TD | LG | IN | RT |
|-------------|-----|-----|-----|-------|----|----|----|------|
| M.Mariota | 18 | 7 | 63 | 3/7 | 0 | 17 | 2 | 9.5 |
| R.Tannehill | 16 | 13 | 144 | 4/35 | 0 | 25 | 1 | 78.1 |
| Total | 34 | 20 | 207 | 7/42 | 0 | 25 | 3 | 39.7 |

| PASS RECEIVING | TAR | REC | YDS | AVG | LG | TD |
|----------------|-----|-----|-----|------|----|----|
| A.Humphries | 6 | 6 | 47 | 7.8 | 16 | 0 |
| De.Walker | 6 | 3 | 43 | 14.3 | 18 | 0 |
| C.Davis | 5 | 3 | 36 | 12.0 | 18 | 0 |
| D.Lewis | 3 | 3 | 20 | 6.7 | 9 | 0 |
| A.Brown | 4 | 2 | 23 | 11.5 | 13 | 0 |
| A.Firkser | 1 | 1 | 25 | 25.0 | 25 | 0 |
| J.Smith | 2 | 1 | 8 | 8.0 | 8 | 0 |
| D.Henry | 3 | 1 | 5 | 5.0 | 5 | 0 |
| T.Sharpe | 2 | 0 | 0 | 0.0 | 0 | 0 |
| D.Jennings | 1 | 0 | 0 | 0.0 | 0 | 0 |
| Total | 33 | 20 | 207 | 10.4 | 25 | 0 |

| INTERCEPTIONS | NO | YDS | AVG | LG | TD |
|---------------|----|-----|------|----|----|
| K.Byard | 1 | 25 | 25.0 | 25 | 0 |
| Total | 1 | 25 | 25.0 | 25 | 0 |

| PUNTING | NO | YDS | AVG | NET | TB | IN20 | LG |
|---------|----|-----|------|------|----|------|----|
| B.Kern | 9 | 424 | 47.1 | 41.8 | 0 | 8 | 61 |
| Total | 9 | 424 | 47.1 | 41.8 | 0 | 8 | 61 |

| PUNT RETURNS | NO | YDS | AVG | FC | LG | TD |
|-----------------|----|-----|-----|----|----|----|
| A.Humphries | 3 | 19 | 6.3 | 2 | 11 | 0 |
| [DOWNED] | 1 | 0 | 0.0 | 0 | 0 | 0 |
| [OUT OF BOUNDS] | 1 | 0 | 0.0 | 0 | 0 | 0 |
| [TOUCHBACK] | 1 | 0 | 0.0 | 0 | 0 | 0 |
| Total | 3 | 19 | 6.3 | 2 | 11 | 0 |

| KICKOFF RETURNS | NO | YDS | AVG | FC | LG | TD |
|-----------------|----|-----|------|----|----|----|
| J.Smith | 1 | 16 | 16.0 | 0 | 16 | 0 |
| [TOUCHBACK] | 4 | 0 | 0.0 | 0 | 0 | 0 |
| Total | 1 | 16 | 16.0 | 0 | 16 | 0 |

Denver Broncos

| RUSHING | ATT | YDS | AVG | LG | TD |
|-----------|-----|-----|------|----|----|
| P.Lindsay | 15 | 70 | 4.7 | 30 | 1 |
| R.Freeman | 11 | 34 | 3.1 | 8 | 0 |
| J.Flacco | 4 | -1 | -0.3 | 1 | 0 |
| Total | 30 | 103 | 3.4 | 30 | 1 |

| PASSING | ATT | CMP | YDS | SK/YD | TD | LG | IN | RT |
|----------|-----|-----|-----|-------|----|----|----|------|
| J.Flacco | 28 | 18 | 177 | 1/10 | 0 | 41 | 1 | 67.1 |
| Total | 28 | 18 | 177 | 1/10 | 0 | 41 | 1 | 67.1 |

| PASS RECEIVING | TAR | REC | YDS | AVG | LG | TD |
|----------------|-----|-----|-----|------|----|----|
| R.Freeman | 5 | 5 | 42 | 8.4 | 19 | 0 |
| C.Sutton | 8 | 4 | 76 | 19.0 | 41 | 0 |
| D.Hamilton | 2 | 2 | 25 | 12.5 | 13 | 0 |
| N.Fant | 3 | 2 | 16 | 8.0 | 11 | 0 |
| P.Lindsay | 3 | 2 | 5 | 2.5 | 3 | 0 |
| A.Janovich | 1 | 1 | 8 | 8.0 | 8 | 0 |
| F.Brown | 1 | 1 | 5 | 5.0 | 5 | 0 |
| E.Sanders | 3 | 1 | 0 | 0.0 | 0 | 0 |
| Total | 26 | 18 | 177 | 9.8 | 41 | 0 |

| INTERCEPTIONS | NO | YDS | AVG | LG | TD |
|---------------|----|-----|------|----|----|
| K.Jackson | 1 | 24 | 24.0 | 24 | 0 |
| C.Harris | 1 | 11 | 11.0 | 11 | 0 |
| J.Simmons | 1 | 5 | 5.0 | 5 | 0 |
| Total | 3 | 40 | 13.3 | 24 | 0 |

| PUNTING | NO | YDS | AVG | NET | TB | IN20 | LG |
|----------|----|-----|------|------|----|------|----|
| C.Wadman | 8 | 401 | 50.1 | 45.3 | 1 | 2 | 56 |
| Total | 8 | 401 | 50.1 | 45.3 | 1 | 2 | 56 |

| PUNT RETURNS | NO | YDS | AVG | FC | LG | TD |
|-----------------|----|-----|------|----|----|----|
| D.Spencer | 3 | 48 | 16.0 | 4 | 42 | 0 |
| [DOWNED] | 1 | 0 | 0.0 | 0 | 0 | 0 |
| [OUT OF BOUNDS] | 1 | 0 | 0.0 | 0 | 0 | 0 |
| Total | 3 | 48 | 16.0 | 4 | 42 | 0 |

| KICKOFF RETURNS | NO | YDS | AVG | FC | LG | TD |
|-----------------|----|-----|-----|----|----|----|
| [TOUCHBACK] | 1 | 0 | 0.0 | 0 | 0 | 0 |
| Total | 0 | 0 | 0.0 | 0 | 0 | 0 |

Tennessee Titans

| FUMBLES | FUM | LOST | OWN-REC | YDS | TD | FORCED | OPP-REC | YDS | TD | OUT-BDS |
|---------|-----|------|---------|-----|----|--------|---------|-----|----|---------|
| A.Brown | 1 | 0 | 0 | 0 | 0 | 0 | 0 | 0 | 0 | 1 |
| L.Ryan | 0 | 0 | 0 | 0 | 0 | 1 | 0 | 0 | 0 | 0 |
| Total | 1 | 0 | 0 | 0 | 0 | 1 | 0 | 0 | 0 | 1 |

Denver Broncos

| FUMBLES | FUM | LOST | OWN-REC | YDS | TD | FORCED | OPP-REC | YDS | TD | OUT-BDS |
|------------|-----|------|---------|-----|----|--------|---------|-----|----|---------|
| C.Sutton | 1 | 0 | 0 | 0 | 0 | 0 | 0 | 0 | 0 | 1 |
| C.McGovern | 1 | 0 | 0 | -5 | 0 | 0 | 0 | 0 | 0 | 0 |
| J.Flacco | 0 | 0 | 1 | 0 | 0 | 0 | 0 | 0 | 0 | 0 |

Tennessee Titans vs Denver Broncos
10/13/2019 at Empower Field at Mile High

Final Individual Statistics

| | | | | | | | | | | |
|----------|---|---|---|----|---|---|---|---|---|---|
| C.Harris | 0 | 0 | 0 | 0 | 0 | 1 | 0 | 0 | 0 | 0 |
| Total | 2 | 0 | 1 | -5 | 0 | 1 | 0 | 0 | 0 | 1 |

Final Team Statistics

| | Visitor Titans | Home Broncos |
|---|-------------------|-----------------|
| TOTAL FIRST DOWNS | 12 | 11 |
| By Rushing | 0 | 4 |
| By Passing | 9 | 7 |
| By Penalty | 3 | 0 |
| THIRD DOWN EFFICIENCY | 2-14-14% | 2-14-14% |
| FOURTH DOWN EFFICIENCY | 0-2-0% | 0-0-0% |
| TOTAL NET YARDS | 204 | 270 |
| Total Offensive Plays (inc. times thrown passing) | 62 | 59 |
| Average gain per offensive play | 3.3 | 4.6 |
| NET YARDS RUSHING | 39 | 103 |
| Total Rushing Plays | 21 | 30 |
| Average gain per rushing play | 1.9 | 3.4 |
| Tackles for a loss-number and yards | 5-7 | 1-4 |
| NET YARDS PASSING | 165 | 167 |
| Times thrown - yards lost attempting to pass | 7-42 | 1-10 |
| Gross yards passing | 207 | 177 |
| PASS ATTEMPTS-COMPLETIONS-HAD INTERCEPTED | 34-20-3 | 28-18-1 |
| Avg gain per pass play (inc.# thrown passing) | 4.0 | 5.8 |
| KICKOFFS Number-In End Zone-Touchbacks | 1-1-1 | 5-4-4 |
| PUNTS Number and Average | 9-47.1 | 8-50.1 |
| Had Blocked | 0 | 0 |
| FGs - PATs Had Blocked | 0-0 | 0-0 |
| Net Punting Average | 41.8 | 45.3 |
| TOTAL RETURN YARDAGE (Not Including Kickoffs) | 44 | 88 |
| No. and Yards Punt Returns | 3-19 | 3-48 |
| No. and Yards Kickoff Returns | 1-16 | 0-0 |
| No. and Yards Interception Returns | 1-25 | 3-40 |
| PENALTIES Number and Yards | 6-40 | 8-51 |
| FUMBLES Number and Lost | 1-0 | 2-0 |
| TOUCHDOWNS | 0 | 1 |
| Rushing | 0 | 1 |
| Passing | 0 | 0 |
| EXTRA POINTS Made-Attempts | 0-0 | 1-1 |
| Kicking Made-Attempts | 0-0 | 1-1 |
| FIELD GOALS Made-Attempts | 0-0 | 3-3 |
| RED ZONE EFFICIENCY | 0-2-0% | 1-2-50% |
| GOAL TO GO EFFICIENCY | 0-0-0% | 1-1-100% |
| SAFETIES | 0 | 0 |
| FINAL SCORE | 0 | 16 |
| TIME OF POSSESSION | 30:14 | 29:46 |

Ball Possession And Drive Chart

Tennessee Titans

| # | Time Recd | Time Lost | Time Poss | How Ball Obtained | Drive Began | # Play | Yds Gain | Yds Pen | Net Yds | 1st Down | Last Scrm | How Given Up |
|----|-----------|-----------|-----------|-------------------|-------------|--------|----------|---------|---------|----------|-----------|--------------|
| 1 | 15:00 | 13:20 | 1:40 | Kickoff | TEN 25 | 3 | 3 | 0 | 3 | 0 | TEN 28 | Punt |
| 2 | 10:16 | 8:39 | 1:37 | Kickoff | TEN 25 | 3 | 7 | 0 | 7 | 0 | TEN 32 | Punt |
| 3 | 5:44 | 2:00 | 3:44 | Punt | TEN 15 | 6 | 30 | 6 | 36 | 2 | DEN 49 | Punt |
| 4 | 14:53 | 11:56 | 2:57 | Punt | TEN 21 | 6 | 15 | 10 | 25 | 2 | TEN 46 | Punt |
| 5 | 10:33 | 7:24 | 3:09 | Punt | TEN 27 | 6 | 9 | 0 | 9 | 1 | TEN 36 | Punt |
| 6 | 4:40 | 1:53 | 2:47 | Kickoff | TEN 25 | 5 | 19 | -5 | 14 | 1 | TEN 39 | Punt |
| 7 | 0:48 | 0:37 | 0:11 | Punt | TEN 48 | 1 | 0 | 0 | 0 | 0 | TEN 48 | Interception |
| 8 | 0:12 | 0:00 | 0:12 | Punt | TEN 20 | 1 | -1 | 0 | -1 | 0 | TEN 20 | End of Half |
| 9 | 12:25 | 10:52 | 1:33 | Interception | TEN 45 | 3 | 5 | 0 | 5 | 0 | 50 | Punt |
| 10 | 9:00 | 8:06 | 0:54 | Punt | TEN 14 | 3 | 1 | 0 | 1 | 0 | TEN 15 | Interception |
| 11 | 4:56 | 2:18 | 2:38 | Kickoff | TEN 30 | 3 | 8 | -10 | -2 | 0 | TEN 28 | Punt |
| 12 | 0:30 | 12:37 | 2:53 | Punt | TEN 44 | 5 | 15 | 0 | 15 | 1 | DEN 41 | Punt |
| 13 | 11:37 | 9:10 | 2:27 | Punt | DEN 36 | 6 | 15 | 0 | 15 | 1 | * DEN 13 | Downs |
| 14 | 4:53 | 1:21 | 3:32 | Kickoff | TEN 25 | 11 | 78 | -15 | 63 | 4 | * DEN 12 | Interception |

(428) Average TEN 31

Denver Broncos

| # | Time Recd | Time Lost | Time Poss | How Ball Obtained | Drive Began | # Play | Yds Gain | Yds Pen | Net Yds | 1st Down | Last Scrm | How Given Up |
|----|-----------|-----------|-----------|-------------------|-------------|--------|----------|---------|---------|----------|-----------|--------------|
| 1 | 13:20 | 10:16 | 3:04 | Punt | TEN 45 | 8 | 32 | 0 | 32 | 2 | * TEN 13 | Field Goal |
| 2 | 8:39 | 5:44 | 2:55 | Punt | DEN 12 | 6 | 21 | 0 | 21 | 1 | DEN 33 | Punt |
| 3 | 2:00 | 14:53 | 2:07 | Punt | DEN 15 | 3 | 14 | -5 | 9 | 0 | DEN 24 | Punt |
| 4 | 11:56 | 10:33 | 1:23 | Punt | DEN 14 | 3 | 7 | 0 | 7 | 0 | DEN 21 | Punt |
| 5 | 7:24 | 4:40 | 2:44 | Punt | DEN 15 | 5 | 50 | 0 | 50 | 1 | TEN 35 | Field Goal |
| 6 | 1:53 | 0:48 | 1:05 | Punt | DEN 16 | 3 | -1 | -9 | -10 | 0 | DEN 6 | Punt |
| 7 | 0:37 | 0:12 | 0:25 | Interception | DEN 40 | 3 | 9 | 0 | 9 | 0 | DEN 49 | Punt |
| 8 | 15:00 | 12:25 | 2:35 | Kickoff | DEN 25 | 5 | 20 | 0 | 20 | 1 | DEN 45 | Interception |
| 9 | 10:52 | 9:00 | 1:52 | Punt | DEN 10 | 4 | 21 | 0 | 21 | 1 | DEN 31 | Punt |
| 10 | 8:06 | 4:56 | 3:10 | Interception | TEN 41 | 6 | 41 | 0 | 41 | 3 | * TEN 2 | Touchdown |
| 11 | 2:18 | 0:30 | 1:48 | Punt | DEN 15 | 3 | 3 | 0 | 3 | 0 | DEN 18 | Punt |
| 12 | 12:37 | 11:37 | 1:00 | Punt | DEN 3 | 3 | 1 | -1 | 0 | 0 | DEN 3 | Punt |
| 13 | 9:10 | 4:53 | 4:17 | Downs | DEN 21 | 8 | 49 | 0 | 49 | 2 | TEN 30 | Field Goal |
| 14 | 1:21 | 0:00 | 1:21 | Interception | DEN 27 | 2 | -2 | 0 | -2 | 0 | DEN 26 | End of Game |

(327) Average DEN 23

* inside opponent's 20

| Time of Possession by Quarter | | 1st | 2nd | 3rd | 4th | OT | Total |
|-------------------------------|------------------|------|------|------|------|----|-------|
| Visitor | Tennessee Titans | 7:01 | 9:16 | 5:35 | 8:22 | | 30:14 |
| Home | Denver Broncos | 7:59 | 5:44 | 9:25 | 6:38 | | 29:46 |

Kickoff Drive No.-Start Average Titans: 5 - TEN 26 Broncos: 1 - DEN 25

Final Defensive Statistics

| Tennessee Titans | Regular Defensive Plays | | | | | | | | | | | | Special Teams | | | | | Misc | | | |
|------------------|-------------------------|-----|------|----|-------|-----|---|----|----|----|----|--|---------------|-----|----|----|----|------|-----|----|----|
| | TKL | AST | COMB | SK | / YDS | TFL | Q | IN | PD | FF | FR | | TKL | AST | FF | FR | BL | TKL | AST | FF | FR |
| R.Evans | 6 | 4 | 10 | 0 | 0 | 0 | 0 | 0 | 0 | 0 | 0 | | 0 | 0 | 0 | 0 | 0 | 0 | 0 | 0 | 0 |
| H.Landry | 6 | 1 | 7 | 0 | 0 | 1 | 0 | 0 | 0 | 0 | 0 | | 0 | 0 | 0 | 0 | 0 | 0 | 0 | 0 | 0 |
| K.Vaccaro | 4 | 3 | 7 | 0 | 0 | 0 | 0 | 0 | 0 | 0 | 0 | | 0 | 0 | 0 | 0 | 0 | 0 | 0 | 0 | 0 |
| W.Woodyard | 5 | 1 | 6 | 1 | 10 | 2 | 1 | 0 | 0 | 0 | 0 | | 0 | 0 | 0 | 0 | 0 | 0 | 0 | 0 | 0 |
| K.Byard | 5 | 0 | 5 | 0 | 0 | 0 | 0 | 1 | 1 | 0 | 0 | | 1 | 0 | 0 | 0 | 0 | 0 | 0 | 0 | 0 |
| L.Ryan | 4 | 1 | 5 | 0 | 0 | 0 | 0 | 0 | 0 | 1 | 0 | | 0 | 0 | 0 | 0 | 0 | 0 | 0 | 0 | 0 |
| J.Casey | 4 | 0 | 4 | 0 | 0 | 0 | 1 | 0 | 0 | 0 | 0 | | 0 | 0 | 0 | 0 | 0 | 0 | 0 | 0 | 0 |
| A.Jackson | 2 | 0 | 2 | 0 | 0 | 0 | 0 | 0 | 0 | 0 | 0 | | 0 | 0 | 0 | 0 | 0 | 0 | 0 | 0 | 0 |
| A.Johnson | 0 | 2 | 2 | 0 | 0 | 0 | 0 | 0 | 0 | 0 | 0 | | 0 | 0 | 0 | 0 | 0 | 0 | 0 | 0 | 0 |
| J.Brown | 1 | 0 | 1 | 0 | 0 | 0 | 0 | 0 | 0 | 0 | 0 | | 0 | 0 | 0 | 0 | 0 | 0 | 0 | 0 | 0 |
| D.Jones | 1 | 0 | 1 | 0 | 0 | 0 | 0 | 0 | 0 | 0 | 0 | | 0 | 0 | 0 | 0 | 0 | 0 | 0 | 0 | 0 |
| M.Butler | 0 | 1 | 1 | 0 | 0 | 0 | 0 | 0 | 2 | 0 | 0 | | 0 | 0 | 0 | 0 | 0 | 0 | 0 | 0 | 0 |
| K.Correa | 0 | 1 | 1 | 0 | 0 | 0 | 0 | 0 | 0 | 0 | 0 | | 0 | 0 | 0 | 0 | 0 | 0 | 0 | 0 | 0 |
| T.Smith | 0 | 0 | 0 | 0 | 0 | 0 | 0 | 0 | 0 | 0 | 0 | | 1 | 0 | 0 | 0 | 0 | 0 | 0 | 0 | 0 |
| D.Cruikshank | 0 | 0 | 0 | 0 | 0 | 0 | 0 | 0 | 0 | 0 | 0 | | 1 | 0 | 0 | 0 | 0 | 0 | 0 | 0 | 0 |
| N.Davis | 0 | 0 | 0 | 0 | 0 | 0 | 0 | 0 | 0 | 0 | 0 | | 0 | 0 | 0 | 0 | 0 | 1 | 0 | 0 | 0 |
| D.Jennings | 0 | 0 | 0 | 0 | 0 | 0 | 0 | 0 | 0 | 0 | 0 | | 0 | 0 | 0 | 0 | 0 | 1 | 0 | 0 | 0 |
| C.Davis | 0 | 0 | 0 | 0 | 0 | 0 | 0 | 0 | 0 | 0 | 0 | | 0 | 0 | 0 | 0 | 0 | 1 | 0 | 0 | 0 |
| Total | 38 | 14 | 52 | 1 | 10 | 3 | 2 | 1 | 3 | 1 | 0 | | 3 | 0 | 0 | 0 | 0 | 3 | 0 | 0 | 0 |

TKL = Tackle AST = Assist COMB = Combined QH=QB Hit IN = Interception PD = Pass Defense FF = Forced Fumble FR = Fumble Recovery

| Denver Broncos | Regular Defensive Plays | | | | | | | | | | | | Special Teams | | | | | Misc | | | |
|----------------|-------------------------|-----|------|-----|-------|-----|----|----|----|----|----|--|---------------|-----|----|----|----|------|-----|----|----|
| | TKL | AST | COMB | SK | / YDS | TFL | QH | IN | PD | FF | FR | | TKL | AST | FF | FR | BL | TKL | AST | FF | FR |
| A.Johnson | 6 | 3 | 9 | 1.5 | 3.5 | 1 | 2 | 0 | 0 | 0 | 0 | | 0 | 0 | 0 | 0 | 0 | 0 | 0 | 0 | 0 |
| T.Davis | 6 | 1 | 7 | 0 | 0 | 0 | 0 | 0 | 0 | 0 | 0 | | 0 | 0 | 0 | 0 | 0 | 0 | 0 | 0 | 0 |
| M.Purcell | 5 | 0 | 5 | 0 | 0 | 2 | 0 | 0 | 0 | 0 | 0 | | 0 | 0 | 0 | 0 | 0 | 0 | 0 | 0 | 0 |
| J.Simmons | 4 | 0 | 4 | 0 | 0 | 0 | 0 | 1 | 1 | 0 | 0 | | 0 | 0 | 0 | 0 | 0 | 0 | 0 | 0 | 0 |
| W.Parks | 4 | 0 | 4 | 0 | 0 | 0 | 0 | 0 | 0 | 0 | 0 | | 0 | 0 | 0 | 0 | 0 | 0 | 0 | 0 | 0 |
| D.Walker | 3 | 1 | 4 | 2 | 18 | 2 | 2 | 0 | 0 | 0 | 0 | | 0 | 0 | 0 | 0 | 0 | 0 | 0 | 0 | 0 |
| C.Harris | 3 | 1 | 4 | 0 | 0 | 0 | 0 | 1 | 2 | 1 | 0 | | 0 | 0 | 0 | 0 | 0 | 0 | 0 | 0 | 0 |
| D.Wolfe | 3 | 0 | 3 | 2 | 16 | 2 | 2 | 0 | 0 | 0 | 0 | | 0 | 0 | 0 | 0 | 0 | 0 | 0 | 0 | 0 |
| S.Harris | 2 | 1 | 3 | 1 | 1 | 1 | 1 | 0 | 1 | 0 | 0 | | 0 | 0 | 0 | 0 | 0 | 0 | 0 | 0 | 0 |
| D.Harris | 2 | 0 | 2 | 0 | 0 | 0 | 0 | 0 | 0 | 0 | 0 | | 0 | 0 | 0 | 0 | 0 | 0 | 0 | 0 | 0 |
| V.Miller | 1 | 1 | 2 | 0.5 | 3.5 | 0 | 3 | 0 | 0 | 0 | 0 | | 0 | 0 | 0 | 0 | 0 | 0 | 0 | 0 | 0 |
| M.Reed | 1 | 1 | 2 | 0 | 0 | 0 | 0 | 0 | 0 | 0 | 0 | | 0 | 1 | 0 | 0 | 0 | 0 | 0 | 0 | 0 |
| K.Jackson | 1 | 0 | 1 | 0 | 0 | 1 | 0 | 1 | 1 | 0 | 0 | | 0 | 0 | 0 | 0 | 0 | 0 | 0 | 0 | 0 |
| T.Marshall | 0 | 0 | 0 | 0 | 0 | 0 | 0 | 0 | 0 | 0 | 0 | | 1 | 0 | 0 | 0 | 0 | 0 | 0 | 0 | 0 |
| I.Yiadam | 0 | 0 | 0 | 0 | 0 | 0 | 0 | 0 | 0 | 0 | 0 | | 1 | 0 | 0 | 0 | 0 | 0 | 0 | 0 | 0 |
| C.Nelson | 0 | 0 | 0 | 0 | 0 | 0 | 0 | 0 | 0 | 0 | 0 | | 1 | 0 | 0 | 0 | 0 | 0 | 0 | 0 | 0 |
| F.Brown | 0 | 0 | 0 | 0 | 0 | 0 | 0 | 0 | 0 | 0 | 0 | | 0 | 1 | 0 | 0 | 0 | 0 | 0 | 0 | 0 |
| J.Jones | 0 | 0 | 0 | 0 | 0 | 0 | 0 | 0 | 0 | 0 | 0 | | 0 | 1 | 0 | 0 | 0 | 0 | 0 | 0 | 0 |
| J.Attaochu | 0 | 0 | 0 | 0 | 0 | 0 | 0 | 0 | 0 | 0 | 0 | | 0 | 1 | 0 | 0 | 0 | 0 | 0 | 0 | 0 |
| R.Freeman | 0 | 0 | 0 | 0 | 0 | 0 | 0 | 0 | 0 | 0 | 0 | | 0 | 0 | 0 | 0 | 0 | 1 | 0 | 0 | 0 |
| J.Flacco | 0 | 0 | 0 | 0 | 0 | 0 | 0 | 0 | 0 | 0 | 0 | | 0 | 0 | 0 | 0 | 0 | 0 | 0 | 0 | 1 |
| Total | 41 | 9 | 50 | 7 | 42 | 9 | 10 | 3 | 5 | 1 | 0 | | 3 | 4 | 0 | 0 | 0 | 1 | 0 | 0 | 1 |

First Half Summary

TIME OF POSSESSION

| | |
|---------|-------|
| Titans | 16:17 |
| Broncos | 13:43 |

- Scoring Plays

| Team | Qtr | Time | Play Description (Extra Point) (Drive Info) | Visitor | Home |
|---------|-----|-------|---|---------|------|
| Broncos | 1 | 10:16 | B.McManus 31 yd. Field Goal (8-32, 3:04) | 0 | 3 |
| Broncos | 2 | 4:40 | B.McManus 53 yd. Field Goal (5-50, 2:44) | 0 | 6 |

| | Tennessee Titans | Denver Broncos |
|--|------------------|----------------|
| TOTAL FIRST DOWNS | 6 | 4 |
| First Downs Rushing-Passing-by Penalty | 0 - 3 - 3 | 2 - 2 - 0 |
| THIRD DOWN EFFICIENCY | 1-7-14% | 1-8-13% |
| TOTAL NET YARDS | 82 | 137 |
| Total Offensive Plays | 31 | 29 |
| NET YARDS RUSHING | 26 | 57 |
| NET YARDS PASSING | 56 | 80 |
| Gross Yards Passing | 63 | 80 |
| Times thrown-yards lost attempting to pass | 3-7 | 0-0 |
| Pass Attempts-Completions-Had Intercepted | 15 - 7 - 1 | 13 - 7 - 0 |
| Punts-Number and Average | 6 - 48.2 | 5 - 52.6 |
| Penalties-Number and Yards | 2 - 10 | 6 - 45 |
| Fumbles-Number and Lost | 1 - 0 | 1 - 0 |
| Red Zone Efficiency | 0-0-0% | 0-1-0% |
| Average Drive Start | TEN 26 | DEN 24 |

| Tennessee Titans | | | | | | | | | Denver Broncos | | | | | | | | | | | | |
|------------------|--|--|-----|-----|------|-------|----|----|----------------|----------------|----------|-----|-----|-----|-----|------|-------|----|----|----|------|
| RUSHING | | | ATT | YDS | AVG | LG | TD | | RUSHING | | | ATT | YDS | AVG | LG | TD | | | | | |
| D.Henry | | | 9 | 22 | 2.4 | 6 | 0 | | P.Lindsay | | | 8 | 31 | 3.9 | 8 | 0 | | | | | |
| M.Mariota | | | 2 | 4 | 2.0 | 5 | 0 | | R.Freeman | | | 6 | 25 | 4.2 | 8 | 0 | | | | | |
| D.Dawkins | | | 1 | 1 | 1.0 | 1 | 0 | | J.Flacco | | | 2 | 1 | 0.5 | 1 | 0 | | | | | |
| D.Lewis | | | 1 | -1 | -1.0 | -1 | 0 | | | | | | | | | | | | | | |
| Total | | | 13 | 26 | 2.0 | 6 | 0 | | Total | | | 16 | 57 | 3.6 | 8 | 0 | | | | | |
| PASSING | | | ATT | CMP | YDS | SK/YD | TD | LG | IN | RT | PASSING | | | ATT | CMP | YDS | SK/YD | TD | LG | IN | RT |
| M.Mariota | | | 15 | 7 | 63 | 3/7 | 0 | 17 | 1 | 30.7 | J.Flacco | | | 13 | 7 | 80 | 0/0 | 0 | 41 | 0 | 72.6 |
| Total | | | 15 | 7 | 63 | 3/7 | 0 | 17 | 1 | 30.7 | Total | | | 13 | 7 | 80 | 0/0 | 0 | 41 | 0 | 72.6 |
| PASS RECEIVING | | | TAR | REC | YDS | AVG | LG | TD | | PASS RECEIVING | | | TAR | REC | YDS | AVG | LG | TD | | | |
| De.Walker | | | 3 | 2 | 25 | 12.5 | 17 | 0 | | C.Sutton | | | 5 | 2 | 53 | 26.5 | 41 | 0 | | | |
| A.Humphries | | | 2 | 2 | 13 | 6.5 | 9 | 0 | | R.Freeman | | | 2 | 2 | 14 | 7.0 | 9 | 0 | | | |
| A.Brown | | | 1 | 1 | 13 | 13.0 | 13 | 0 | | A.Janovich | | | 1 | 1 | 8 | 8.0 | 8 | 0 | | | |
| D.Lewis | | | 1 | 1 | 7 | 7.0 | 7 | 0 | | N.Fant | | | 1 | 1 | 5 | 5.0 | 5 | 0 | | | |
| D.Henry | | | 3 | 1 | 5 | 5.0 | 5 | 0 | | E.Sanders | | | 3 | 1 | 0 | 0.0 | 0 | 0 | | | |
| T.Sharpe | | | 2 | 0 | 0 | 0.0 | 0 | 0 | | | | | | | | | | | | | |
| J.Smith | | | 1 | 0 | 0 | 0.0 | 0 | 0 | | | | | | | | | | | | | |
| C.Davis | | | 1 | 0 | 0 | 0.0 | 0 | 0 | | | | | | | | | | | | | |
| Total | | | 14 | 7 | 63 | 9.0 | 17 | 0 | | Total | | | 12 | 7 | 80 | 11.4 | 41 | 0 | | | |

[illegible]

First Half Summary

Play By Play

First Quarter

10/13/2019

DEN wins the coin toss and elects to defer. TEN elects to Receive, and DEN elects to defend the south goal.

B.McManus kicks 65 yards from DEN 35 to end zone, Touchback.

Tennessee Titans at 15:00

- 1-10-TEN 25 (15:00) M.Mariota pass incomplete short left to D.Henry.
- 2-10-TEN 25 (14:55) (Shotgun) D.Henry up the middle to TEN 28 for 3 yards (A.Johnson; S.Harris).
- 3-7-TEN 28 (14:10) (Shotgun) M.Mariota sacked at TEN 28 for 0 yards (A.Johnson).
- 4-7-TEN 28 (14:10) B.Kern punts 59 yards to DEN 13, Center-B.Brinkley. D.Spencer to TEN 45 for 42 yards (K.Byard).

Denver Broncos at 13:20

- 1-10-TEN 45 (13:20) P.Lindsay left guard to TEN 37 for 8 yards (K.Vaccaro).
- 2-2-TEN 37 (12:50) P.Lindsay left guard to TEN 32 for 5 yards (J.Brown). R1
- 1-10-TEN 32 (12:14) (Shotgun) J.Flacco pass short left to A.Janovich to TEN 24 for 8 yards (H.Landry). TEN-J.Brown was injured during the play.
- 2-2-TEN 24 (12:01) R.Freeman up the middle to TEN 16 for 8 yards (K.Byard). R2
- 1-10-TEN 16 (11:25) (Shotgun) J.Flacco pass short left to E.Sanders to TEN 16 for no gain (H.Landry).
- 2-10-TEN 16 (10:53) (Shotgun) R.Freeman right end to TEN 13 for 3 yards (A.Jackson). TEN-R.Evans was injured during the play.
- 3-7-TEN 13 (10:24) (Shotgun) J.Flacco pass incomplete short left to C.Sutton (M.Butler) [J.Casey].
- 4-7-TEN 13 (10:19) B.McManus 31 yard field goal is GOOD, Center-C.Kreiter, Holder-C.Wadman.

| |
|--|
| TEN 0 DEN 3, 8 plays, 32 yards, 3:04 drive, 4:44 elapsed |
|--|

B.McManus kicks 65 yards from DEN 35 to end zone, Touchback.

Tennessee Titans at 10:16

- 1-10-TEN 25 (10:16) D.Henry right tackle to TEN 31 for 6 yards (M.Purcell).
- 2-4-TEN 31 (9:35) D.Henry left tackle to TEN 32 for 1 yard (M.Reed).
- 3-3-TEN 32 (8:55) (Shotgun) M.Mariota pass incomplete short left to De.Walker.
- 4-3-TEN 32 (8:51) B.Kern punts 61 yards to DEN 7, Center-B.Brinkley. D.Spencer to DEN 12 for 5 yards (T.Smith).

Denver Broncos at 8:39

- 1-10-DEN 12 (8:39) (Shotgun) J.Flacco pass incomplete short middle to E.Sanders (M.Butler).
- 2-10-DEN 12 (8:36) P.Lindsay right tackle to DEN 16 for 4 yards (J.Casey).
- 3-6-DEN 16 (7:59) (Shotgun) J.Flacco pass short left to C.Sutton to DEN 28 for 12 yards (L.Ryan; R.Evans). P3
- 1-10-DEN 28 (7:13) J.Flacco pass incomplete short middle.
- 2-10-DEN 28 (7:08) R.Freeman up the middle to DEN 29 for 1 yard (H.Landry).
- 3-9-DEN 29 (6:32) (Shotgun) R.Freeman right end to DEN 33 for 4 yards (L.Ryan).
- 4-5-DEN 33 (5:55) C.Wadman punts 52 yards to TEN 15, Center-C.Kreiter, downed by DEN-T.Marshall.

Tennessee Titans at 5:44

- 1-10-TEN 15 (5:44) (Shotgun) M.Mariota pass short right to A.Brown to TEN 28 for 13 yards (C.Harris). FUMBLES (C.Harris), ball out of bounds at TEN 28. P1
- 1-10-TEN 28 (5:44) PENALTY on TEN-T.Lewan, False Start, 5 yards, enforced at TEN 28 - No Play.
- 1-15-TEN 23 (5:04) D.Dawkins right guard to TEN 24 for 1 yard (S.Harris).
- 2-14-TEN 24 (4:21) (Shotgun) M.Mariota pass short middle to De.Walker to TEN 32 for 8 yards (T.Davis).
- 3-6-TEN 32 (3:38) (Shotgun) M.Mariota pass incomplete short left to De.Walker (D.Harris).
- PENALTY on DEN-D.Harris, Defensive Pass Interference, 11 yards, enforced at TEN 32 - No Play. X2
- 1-10-TEN 43 (3:34) D.Henry right tackle to TEN 47 for 4 yards (A.Johnson).
- 2-6-TEN 47 (2:54) (Shotgun) M.Mariota pass incomplete short left to D.Henry.
- 3-6-TEN 47 (2:49) (Shotgun) M.Mariota pass short left to A.Humphries to DEN 49 for 4 yards (D.Harris).
- Timeout #1 by DEN at 02:08.
- 4-2-DEN 49 (2:07) B.Kern punts 34 yards to DEN 15, Center-B.Brinkley, fair catch by D.Spencer.

Denver Broncos at 2:00

- 1-10-DEN 15 (2:00) P.Lindsay left guard to DEN 23 for 8 yards (W.Woodyard; R.Evans).
- 2-2-DEN 23 (1:21) J.Flacco scrambles right end to DEN 24 for 1 yard (H.Landry).
- 3-1-DEN 24 (1:21) (Shotgun) PENALTY on DEN-N.Fant, False Start, 5 yards, enforced at DEN 24 - No Play.
- 3-6-DEN 19 (:15) (Shotgun) J.Flacco pass short middle to R.Freeman to DEN 24 for 5 yards (K.Byard).

Tennessee Titans vs Denver Broncos at Empower Field at Mile High

END OF QUARTER

| | Score | Time Poss | First Downs | | | | Efficiencies | |
|------------------|-------|--------------|-------------|---|---|---|--------------|--------|
| | | | R | P | X | T | 3 Down | 4 Down |
| Tennessee Titans | 0 | 7:01 | 0 | 1 | 1 | 2 | 0/3 | 0/0 |
| Denver Broncos | 3 | 7:59 | 2 | 1 | 0 | 3 | 1/4 | 0/0 |

Play By Play

Second Quarter

10/13/2019

Denver Broncos continued.

4-1-DEN 24 (15:00) C.Wadman punts 55 yards to TEN 21, Center-C.Kreiter, fair catch by A.Humphries.

Tennessee Titans at 14:53

1-10-TEN 21 (14:53) M.Mariota scrambles up the middle to TEN 26 for 5 yards (D.Wolfe).
 PENALTY on DEN-C.Harris, Defensive Holding, 5 yards, enforced at TEN 26.

X3

1-10-TEN 31 (14:30) M.Mariota pass incomplete deep left to T.Sharpe.

2-10-TEN 31 (14:23) (Shotgun) M.Mariota pass short right to D.Henry to TEN 36 for 5 yards (T.Davis).
 PENALTY on DEN-D.Wolfe, Defensive Holding, 5 yards, enforced at TEN 36.

X4

1-10-TEN 41 (13:53) D.Henry up the middle to TEN 45 for 4 yards (W.Parks).

2-6-TEN 45 (13:15) D.Henry up the middle to TEN 47 for 2 yards (J.Simmons).

3-4-TEN 47 (12:36) (Shotgun) D.Lewis right end to TEN 46 for -1 yards (M.Reed; T.Davis).

4-5-TEN 46 (12:00) B.Kern punts 40 yards to DEN 14, Center-B.Brinkley, fair catch by D.Spencer.

Denver Broncos at 11:56

1-10-DEN 14 (11:56) P.Lindsay right tackle to DEN 16 for 2 yards (R.Evans; A.Johnson).

2-8-DEN 16 (11:19) (Shotgun) J.Flacco pass short middle to N.Fant to DEN 21 for 5 yards (R.Evans).

3-3-DEN 21 (10:44) (Shotgun) J.Flacco pass incomplete short middle to C.Sutton.

4-3-DEN 21 (10:41) C.Wadman punts 52 yards to TEN 27, Center-C.Kreiter, fair catch by A.Humphries.

Tennessee Titans at 10:33

1-10-TEN 27 (10:33) M.Mariota pass incomplete short left to C.Davis.

2-10-TEN 27 (10:29) (Shotgun) D.Henry up the middle to TEN 30 for 3 yards (V.Miller).

3-7-TEN 30 (9:46) (Shotgun) M.Mariota pass short right to A.Humphries to TEN 39 for 9 yards (W.Parks).

P5

1-10-TEN 39 (9:08) D.Henry left end to TEN 37 for -2 yards (M.Purcell).

2-12-TEN 37 (8:25) M.Mariota sacked at TEN 36 for -1 yards (S.Harris).

3-13-TEN 36 (7:40) (Shotgun) M.Mariota pass incomplete short right [V.Miller].

4-13-TEN 36 (7:32) B.Kern punts 49 yards to DEN 15, Center-B.Brinkley, fair catch by D.Spencer.

Denver Broncos at 7:24

1-10-DEN 15 (7:24) J.Flacco pass deep left to C.Sutton to TEN 44 for 41 yards (L.Ryan).

P4

1-10-TEN 44 (6:45) R.Freeman right guard to TEN 37 for 7 yards (K.Vaccaro; K.Correa).

2-3-TEN 37 (6:05) R.Freeman left tackle to TEN 35 for 2 yards (J.Casey).

3-1-TEN 35 (5:28) P.Lindsay up the middle to TEN 35 for no gain (R.Evans).

Timeout #2 by DEN at 04:45.

4-1-TEN 35 (4:42) B.McManus 53 yard field goal is GOOD, Center-C.Kreiter, Holder-C.Wadman.

TEN 0 DEN 6, 5 plays, 50 yards, 2:44 drive, 10:20 elapsed

B.McManus kicks 65 yards from DEN 35 to end zone, Touchback.

Tennessee Titans at 4:40

1-10-TEN 25 (4:40) (Shotgun) D.Henry up the middle to TEN 26 for 1 yard (M.Purcell).

2-9-TEN 26 (4:08) (Shotgun) M.Mariota pass short middle to De.Walker to TEN 43 for 17 yards (J.Simmons).

P6

1-10-TEN 43 (4:08) PENALTY on TEN-N.Davis, False Start, 5 yards, enforced at TEN 43 - No Play.

1-15-TEN 38 (3:03) (Shotgun) M.Mariota pass incomplete deep right to J.Smith.

2-15-TEN 38 (2:56) (Shotgun) M.Mariota pass short left to D.Lewis to TEN 45 for 7 yards (D.Walker).

3-8-TEN 45 (2:12) (Shotgun) M.Mariota sacked at TEN 39 for -6 yards (D.Wolfe).

Two-Minute Warning

4-14-TEN 39 (2:00) B.Kern punts 46 yards to DEN 15, Center-B.Brinkley. D.Spencer to DEN 16 for 1 yard (D.Cruikshank).

Denver Broncos at 1:53

1-10-DEN 16 (1:53) (Shotgun) P.Lindsay up the middle to DEN 19 for 3 yards (J.Casey).

2-7-DEN 19 (1:13) (Shotgun) P.Lindsay left guard to DEN 24 for 5 yards (R.Evans).

PENALTY on DEN-R.Leary, Offensive Holding, 9 yards, enforced at DEN 19 - No Play.

2-16-DEN 10 (1:07) P.Lindsay up the middle to DEN 11 for 1 yard (K.Vaccaro).

Penalty on DEN-G.Bolles, Offensive Holding, declined.

3-15-DEN 11 (1:01) (Shotgun) J.Flacco Aborted. C.McGovern FUMBLES at DEN 6, recovered by DEN-J.Flacco at DEN 6. J.Flacco to DEN 6 for no gain (H.Landry).

Tennessee Titans vs Denver Broncos at Empower Field at Mile High

4-20-DEN 6 (:59) C.Wadman punts 53 yards to TEN 41, Center-C.Kreiter. A.Humphries to TEN 48 for 7 yards (T.Marshall).

Tennessee Titans at 0:48

1-10-TEN 48 (:48) (Shotgun) M.Mariota pass short middle intended for T.Sharpe INTERCEPTED by C.Harris at DEN 39. C.Harris to TEN 45 for 16 yards (N.Davis).
PENALTY on DEN-D.Wolfe, Illegal Block Above the Waist, 10 yards, enforced at 50.

Denver Broncos at 0:37

1-10-DEN 40 (:37) (Shotgun) J.Flacco pass short left to R.Freeman pushed ob at DEN 49 for 9 yards (W.Woodyard).
2-1-DEN 49 (:31) (Shotgun) J.Flacco pass incomplete short middle to E.Sanders.
3-1-DEN 49 (:26) (Shotgun) J.Flacco pass incomplete deep right to C.Sutton.
Penalty on DEN-C.Sutton, Offensive Pass Interference, declined.

Timeout at 00:20.

4-1-DEN 49 (:20) C.Wadman punts 51 yards to end zone, Center-C.Kreiter, Touchback.

Tennessee Titans at 0:12

1-10-TEN 20 (:12) M.Mariota kneels to TEN 19 for -1 yards.

END OF QUARTER

| | Score | Time Poss | First Downs | | | | Efficiencies | |
|------------------|-------|-----------|-------------|---|---|---|--------------|--------|
| | | | R | P | X | T | 3 Down | 4 Down |
| Tennessee Titans | 0 | 9:16 | 0 | 2 | 2 | 4 | 1/4 | 0/0 |
| Denver Broncos | 6 | 5:44 | 0 | 1 | 0 | 1 | 0/4 | 0/0 |

Play By Play

Third Quarter

10/13/2019

DEN elects to Receive, and TEN elects to defend the goal.

C.Parkey kicks 65 yards from TEN 35 to end zone, Touchback.

Denver Broncos at 15:00

- 1-10-DEN 25 (15:00) P.Lindsay up the middle to DEN 26 for 1 yard (H.Landry; A.Johnson).
- 2-9-DEN 26 (14:27) (Shotgun) J.Flacco pass short middle to N.Fant to DEN 37 for 11 yards (K.Vaccaro). P5
- 1-10-DEN 37 (13:45) P.Lindsay left tackle to DEN 43 for 6 yards (L.Ryan).
- 2-4-DEN 43 (13:11) P.Lindsay up the middle to DEN 45 for 2 yards (J.Casey).
- 3-2-DEN 45 (12:36) (Shotgun) J.Flacco pass deep right intended for N.Fant INTERCEPTED by K.Byard at TEN 20. K.Byard to TEN 45 for 25 yards (R.Freeman).

Tennessee Titans at 12:25

- 1-10-TEN 45 (12:25) D.Henry right end to 50 for 5 yards (T.Davis).
- 2-5-50 (11:47) D.Henry left tackle to 50 for no gain (M.Purcell, D.Walker).
- 3-5-50 (11:09) (Shotgun) M.Mariota pass incomplete short right to A.Brown. DEN-D.Wolfe was injured during the play.
- 4-5-50 (10:59) B.Kern punts 40 yards to DEN 10, Center-B.Brinkley, fair catch by D.Spencer.

Denver Broncos at 10:52

- 1-10-DEN 10 (10:52) J.Flacco pass short middle to D.Hamilton to DEN 22 for 12 yards (W.Woodyard). P6
- 1-10-DEN 22 (10:15) J.Flacco pass short middle to R.Freeman to DEN 28 for 6 yards (K.Vaccaro; R.Evans).
- 2-4-DEN 28 (9:37) J.Flacco pass incomplete short right.
- 3-4-DEN 28 (9:32) (Shotgun) J.Flacco pass short left to R.Freeman to DEN 31 for 3 yards (K.Byard).
- 4-1-DEN 31 (9:10) C.Wadman punts 56 yards to TEN 13, Center-C.Kreiter. A.Humphries to TEN 14 for 1 yard (I.Yiadom, F.Brown).

Tennessee Titans at 9:00

- 1-10-TEN 14 (9:00) (Shotgun) M.Mariota pass incomplete short middle to De.Walker (S.Harris).
- 2-10-TEN 14 (8:56) (Shotgun) D.Dawkins left tackle to TEN 15 for 1 yard (T.Davis).
- 3-9-TEN 15 (8:17) (Shotgun) M.Mariota pass deep middle intended for D.Jennings INTERCEPTED by J.Simmons at TEN 46. J.Simmons to TEN 41 for 5 yards (D.Jennings).

Denver Broncos at 8:06

- 1-10-TEN 41 (8:06) (Shotgun) P.Lindsay up the middle to TEN 39 for 2 yards (H.Landry).
- 2-8-TEN 39 (7:34) (Shotgun) J.Flacco pass short right to R.Freeman pushed ob at TEN 20 for 19 yards (K.Byard). P7
- 1-10-TEN 20 (6:55) R.Freeman left end to TEN 18 for 2 yards (K.Vaccaro).
- 2-8-TEN 18 (6:17) (Shotgun) J.Flacco pass short middle to D.Hamilton to TEN 5 for 13 yards (R.Evans). P8
- 1-5-TEN 5 (5:36) J.Flacco pass short right to P.Lindsay pushed ob at TEN 2 for 3 yards (M.Butler; K.Vaccaro).
- 2-2-TEN 2 (4:59) P.Lindsay up the middle for 2 yards, TOUCHDOWN. R9
- B.McManus extra point is GOOD, Center-C.Kreiter, Holder-C.Wadman.

| |
|--|
| TEN 0 DEN 13, 6 plays, 41 yards, 3:10 drive, 10:04 elapsed |
|--|

B.McManus kicks 51 yards from DEN 35 to TEN 14. J.Smith to TEN 30 for 16 yards (J.Jones; J.Attachu).

Tennessee Titans at 4:56, (1st play from scrimmage 4:49)

- 1-10-TEN 30 (4:49) D.Henry left guard to TEN 29 for -1 yards (K.Jackson).
- 2-11-TEN 29 (4:11) (Shotgun) R.Tannehill pass short right to C.Davis to TEN 34 for 5 yards (C.Harris).
- Timeout #1 by DEN at 03:33.
- 3-6-TEN 34 (3:33) (Shotgun) R.Tannehill pass short left to A.Brown pushed ob at DEN 24 for 42 yards (J.Simmons).
- PENALTY on TEN-A.Brown, Offensive Pass Interference, 10 yards, enforced at TEN 34 - No Play.
- 3-16-TEN 24 (3:04) (Shotgun) R.Tannehill pass short left to D.Lewis to TEN 28 for 4 yards (T.Davis).
- 4-12-TEN 28 (2:26) B.Kern punts 57 yards to DEN 15, Center-B.Brinkley, out of bounds.

Denver Broncos at 2:18

- 1-10-DEN 15 (2:18) P.Lindsay right end to DEN 11 for -4 yards (W.Woodyard).
- Penalty on DEN-E.Wilkinson, Offensive Holding, declined.
- 2-14-DEN 11 (2:00) J.Flacco pass short right to P.Lindsay to DEN 13 for 2 yards (A.Jackson).
- 3-12-DEN 13 (1:19) (Shotgun) J.Flacco pass short right to F.Brown ran ob at DEN 18 for 5 yards.
- 4-7-DEN 18 (:37) C.Wadman punts 38 yards to TEN 44, Center-C.Kreiter, out of bounds.

Tennessee Titans at 0:30

- 1-10-TEN 44 (:30) D.Henry left end to TEN 49 for 5 yards (T.Davis).

Tennessee Titans vs Denver Broncos at Empower Field at Mile High

END OF QUARTER

| | Score | Time | First Downs | | | | Efficiencies | |
|------------------|-------|------|-------------|---|---|---|--------------|--------|
| | | Poss | R | P | X | T | 3 Down | 4 Down |
| Tennessee Titans | 0 | 5:35 | 0 | 0 | 0 | 0 | 0/3 | 0/0 |
| Denver Broncos | 13 | 9:25 | 1 | 4 | 0 | 5 | 0/3 | 0/0 |

Play By Play

Fourth Quarter

10/13/2019

Tennessee Titans continued.

| | | |
|--------------------|---|----|
| 2-5-TEN 49 | (15:00) (Shotgun) R.Tannehill pass short left to C.Davis ran ob at DEN 38 for 13 yards. | P7 |
| <u>1-10-DEN 38</u> | (14:40) R.Tannehill sacked at DEN 48 for -10 yards (D.Walker). | |
| 2-20-DEN 48 | (13:52) (Shotgun) PENALTY on TEN, Delay of Game, 5 yards, enforced at DEN 48 - No Play. | |
| 2-25-TEN 47 | (13:31) (Shotgun) R.Tannehill pass short right to A.Humphries pushed ob at DEN 46 for 7 yards (W.Parks) [V.Miller]. | |
| 3-18-DEN 46 | (13:01) (Shotgun) R.Tannehill pass incomplete deep right to D.Jennings [A.Johnson]. | |
| | PENALTY on DEN-M.Reed, Defensive Offside, 5 yards, enforced at DEN 46 - No Play. | |
| 3-13-DEN 41 | (12:54) (Shotgun) R.Tannehill pass incomplete deep left to C.Davis. | |
| 4-13-DEN 41 | (12:44) B.Kern punts 38 yards to DEN 3, Center-B.Brinkley, downed by TEN-L.Sims. | |

Denver Broncos at 12:37

| | | |
|------------|---|--|
| 1-10-DEN 3 | (12:37) PENALTY on DEN-R.Leary, False Start, 1 yard, enforced at DEN 3 - No Play. | |
| 1-11-DEN 2 | (12:37) R.Freeman up the middle to DEN 3 for 1 yard (R.Evans). | |
| 2-10-DEN 3 | (11:59) (Shotgun) J.Flacco pass incomplete short middle to P.Lindsay. | |
| 3-10-DEN 3 | (11:53) (Shotgun) J.Flacco pass incomplete short left to C.Sutton. | |
| 4-10-DEN 3 | (11:48) C.Wadman punts 44 yards to DEN 47, Center-C.Kreiter. A.Humphries to DEN 36 for 11 yards (C.Nelson, M.Reed). | |

Tennessee Titans at 11:37

| | | |
|--------------------|--|----|
| 1-10-DEN 36 | (11:37) D.Henry right guard to DEN 37 for -1 yards (A.Johnson). | |
| 2-11-DEN 37 | (10:59) (No Huddle) R.Tannehill pass short right to C.Davis pushed ob at DEN 19 for 18 yards (C.Harris). | P8 |
| <u>1-10-DEN 19</u> | (10:40) (No Huddle) R.Tannehill pass short left to J.Smith pushed ob at DEN 11 for 8 yards (J.Simmons). | |
| 2-2-DEN 11 | (10:04) (No Huddle, Shotgun) D.Henry up the middle to DEN 13 for -2 yards (M.Purcell). | |
| 3-4-DEN 13 | (9:22) (Shotgun) R.Tannehill pass incomplete short right to A.Brown (C.Harris). | |
| 4-4-DEN 13 | (9:17) (Shotgun) R.Tannehill sacked at DEN 21 for -8 yards (D.Walker). | |

Denver Broncos at 9:10

| | | |
|--------------------|--|-----|
| 1-10-DEN 21 | (9:10) (Shotgun) R.Freeman up the middle to DEN 22 for 1 yard (D.Jones). | |
| 2-9-DEN 22 | (8:33) (Shotgun) J.Flacco pass short left to C.Sutton to DEN 27 for 5 yards (L.Ryan). FUMBLES (L.Ryan), ball out of bounds at DEN 27. Timeout #2 by DEN at 07:55. | |
| 3-4-DEN 27 | (7:55) (Shotgun) J.Flacco pass deep middle to C.Sutton to DEN 45 for 18 yards (R.Evans). | P10 |
| <u>1-10-DEN 45</u> | (7:12) P.Lindsay up the middle ran ob at TEN 25 for 30 yards (K.Byard). | R11 |
| <u>1-10-TEN 25</u> | (6:30) R.Freeman right end to TEN 23 for 2 yards (W.Woodyard). | |
| 2-8-TEN 23 | (5:46) R.Freeman left guard to TEN 20 for 3 yards (R.Evans). | |
| 3-5-TEN 20 | (5:04) (Shotgun) J.Flacco sacked at TEN 30 for -10 yards (W.Woodyard). Timeout #1 by TEN at 04:57. | |
| 4-15-TEN 30 | (4:57) B.McManus 48 yard field goal is GOOD, Center-C.Kreiter, Holder-C.Wadman. | |

TEN 0 DEN 16, 8 plays, 49 yards, 4:17 drive, 10:07 elapsed

B.McManus kicks 65 yards from DEN 35 to end zone, Touchback.

Tennessee Titans at 4:53

| | | |
|--------------------|---|-----|
| 1-10-TEN 25 | (4:53) (Shotgun) R.Tannehill pass short middle to A.Humphries to TEN 31 for 6 yards (A.Johnson). | |
| 2-4-TEN 31 | (4:35) (No Huddle, Shotgun) R.Tannehill pass short middle to D.Lewis to TEN 40 for 9 yards (A.Johnson). | P9 |
| <u>1-10-TEN 40</u> | (4:15) (No Huddle, Shotgun) R.Tannehill pass short middle to A.Humphries to DEN 44 for 16 yards (W.Parks). | P10 |
| <u>1-10-DEN 44</u> | (3:50) (No Huddle, Shotgun) R.Tannehill pass short left to A.Brown to DEN 34 for 10 yards (D.Harris). | P11 |
| <u>1-10-DEN 34</u> | (3:18) (No Huddle, Shotgun) R.Tannehill pass short right to A.Humphries ran ob at DEN 29 for 5 yards. | |
| 2-5-DEN 29 | (3:12) (Shotgun) R.Tannehill sacked at DEN 36 for -7 yards (sack split by A.Johnson and V.Miller). | |
| 3-12-DEN 36 | (2:43) (No Huddle, Shotgun) R.Tannehill pass deep middle to A.Firkser to DEN 11 for 25 yards (J.Simmons). | P12 |
| <u>1-10-DEN 11</u> | (2:18) (No Huddle, Shotgun) R.Tannehill scrambles up the middle to DEN 5 for 6 yards (C.Harris; A.Johnson). | |
| 2-4-DEN 5 | (2:01) (No Huddle, Shotgun) R.Tannehill pass incomplete short left to T.Sharpe (D.Harris). | |
| | PENALTY on TEN-B.Jones, Offensive Holding, 10 yards, enforced at DEN 5 - No Play. | |

Two-Minute Warning

| | | |
|-------------|---|--|
| 2-14-DEN 15 | (1:51) (Shotgun) R.Tannehill sacked at DEN 25 for -10 yards (D.Wolfe). Timeout #2 by TEN at 01:44. | |
| 3-24-DEN 25 | (1:44) (Shotgun) PENALTY on TEN-T.Lewan, False Start, 5 yards, enforced at DEN 25 - No Play. | |

Tennessee Titans vs Denver Broncos at Empower Field at Mile High

3-29-DEN 30 (1:44) (Shotgun) R.Tannehill pass short left to De.Walker to DEN 12 for 18 yards (A.Johnson).
Timeout #3 by TEN at 01:35.

4-11-DEN 12 (1:35) (Shotgun) R.Tannehill pass short left intended for De.Walker INTERCEPTED by K.Jackson at DEN 3. K.Jackson to DEN 27 for 24 yards (C.Davis).

Denver Broncos at 1:21

1-10-DEN 27 (1:21) J.Flacco kneels to DEN 26 for -1 yards.

2-11-DEN 26 (:39) J.Flacco kneels to DEN 25 for -1 yards.

| END OF QUARTER | | | First Downs | | | | Efficiencies | |
|------------------|-------|-----------|-------------|---|---|---|--------------|--------|
| | Score | Time Poss | R | P | X | T | 3 Down | 4 Down |
| Tennessee Titans | 0 | 8:22 | 0 | 6 | 0 | 6 | 1/4 | 0/2 |
| Denver Broncos | 16 | 6:38 | 1 | 1 | 0 | 2 | 1/3 | 0/0 |

Miscellaneous Statistics Report

Tennessee Titans vs Denver Broncos
10/13/2019 at Empower Field at Mile High

Ten Longest Plays for Tennessee Titans

| Yards | Qtr | Play Start | Play Description |
|-------|-----|-------------|---|
| 25 | 4 | 3-12-DEN 36 | (2:43) (No Huddle, Shotgun) R.Tannehill pass deep middle to A.Firkser to DEN 11 for 25 yards (J.Simmons). |
| 18 | 4 | 2-11-DEN 37 | (10:59) (No Huddle) R.Tannehill pass short right to C.Davis pushed ob at DEN 19 for 18 yards (C.Harris). |
| 18 | 4 | 3-29-DEN 30 | (1:44) (Shotgun) R.Tannehill pass short left to De.Walker to DEN 12 for 18 yards (A.Johnson). |
| 17 | 2 | 2-9-TEN 26 | (4:08) (Shotgun) M.Mariota pass short middle to De.Walker to TEN 43 for 17 yards (J.Simmons). |
| 16 | 4 | 1-10-TEN 40 | (4:15) (No Huddle, Shotgun) R.Tannehill pass short middle to A.Humphries to DEN 44 for 16 yards (W.Parks). |
| 13 | 1 | 1-10-TEN 15 | (5:44) (Shotgun) M.Mariota pass short right to A.Brown to TEN 28 for 13 yards (C.Harris). FUMBLES (C.Harris), ball out of bounds at TEN 28. |
| 13 | 4 | 2-5-TEN 49 | (15:00) (Shotgun) R.Tannehill pass short left to C.Davis ran ob at DEN 38 for 13 yards. |
| 10 | 2 | 1-10-TEN 21 | (14:53) M.Mariota scrambles up the middle to TEN 26 for 5 yards (D.Wolfe). PENALTY on DEN-C.Harris, Defensive Holding, 5 yards, enforced at TEN 26. |
| 10 | 2 | 2-10-TEN 31 | (14:23) (Shotgun) M.Mariota pass short right to D.Henry to TEN 36 for 5 yards (T.Davis). PENALTY on DEN-D.Wolfe, Defensive Holding, 5 yards, enforced at TEN 36. |
| 10 | 4 | 1-10-DEN 44 | (3:50) (No Huddle, Shotgun) R.Tannehill pass short left to A.Brown to DEN 34 for 10 yards (D.Harris). |

Ten Longest Plays for Denver Broncos

| Yards | Qtr | Play Start | Play Description |
|-------|-----|-------------|---|
| 41 | 2 | 1-10-DEN 15 | (7:24) J.Flacco pass deep left to C.Sutton to TEN 44 for 41 yards (L.Ryan). |
| 30 | 4 | 1-10-DEN 45 | (7:12) P.Lindsay up the middle ran ob at TEN 25 for 30 yards (K.Byard). |
| 19 | 3 | 2-8-TEN 39 | (7:34) (Shotgun) J.Flacco pass short right to R.Freeman pushed ob at TEN 20 for 19 yards (K.Byard). |
| 18 | 4 | 3-4-DEN 27 | (7:55) (Shotgun) J.Flacco pass deep middle to C.Sutton to DEN 45 for 18 yards (R.Evans). |
| 13 | 3 | 2-8-TEN 18 | (6:17) (Shotgun) J.Flacco pass short middle to D.Hamilton to TEN 5 for 13 yards (R.Evans). |
| 12 | 1 | 3-6-DEN 16 | (7:59) (Shotgun) J.Flacco pass short left to C.Sutton to DEN 28 for 12 yards (L.Ryan; R.Evans). |
| 12 | 3 | 1-10-DEN 10 | (10:52) J.Flacco pass short middle to D.Hamilton to DEN 22 for 12 yards (W.Woodyard). |
| 11 | 3 | 2-9-DEN 26 | (14:27) (Shotgun) J.Flacco pass short middle to N.Fant to DEN 37 for 11 yards (K.Vaccaro). |
| 9 | 2 | 1-10-DEN 40 | (:37) (Shotgun) J.Flacco pass short left to R.Freeman pushed ob at DEN 49 for 9 yards (W.Woodyard). |
| 8 | 1 | 1-10-TEN 45 | (13:20) P.Lindsay left guard to TEN 37 for 8 yards (K.Vaccaro). |

Touchdown Scoring Information

| | | Offense | Defense | Special Teams |
|---------|------------------|---------|---------|---------------|
| VISITOR | Tennessee Titans | 0 | 0 | 0 |
| HOME | Denver Broncos | 1 | 0 | 0 |

Player Scoring Information

| Club | Player | TD | Rush TD | Rec TD | KO TD | Punt TD | Int TD | Fum TD | Misc TD | FG | XP | 2Pt Rush | 2Pt Rec | Sfty | Points |
|------|-----------|----|---------|--------|-------|---------|--------|--------|---------|----|----|----------|---------|------|--------|
| DEN | B.McManus | 0 | 0 | 0 | 0 | 0 | 0 | 0 | 0 | 3 | 1 | 0 | 0 | 0 | 10 |
| DEN | P.Lindsay | 0 | 1 | 0 | 0 | 0 | 0 | 0 | 0 | 0 | 0 | 0 | 0 | 0 | 6 |

Possession Detail

| | First Half | | | | Second Half | | | | Game | |
|-----------------------------|------------|-------|---------|-------|-------------|-------|---------|------|---------|------|
| | Visitor | Home | Visitor | Home | Visitor | Home | Visitor | Home | Visitor | Home |
| Largest Lead | 0 | 6 | 0 | 16 | 0 | 16 | 0 | 16 | | |
| Drives Leading | 0 | 6 | 0 | 7 | 0 | 13 | | | | |
| Time of Possession Leading | 0:00 | 10:39 | 0:00 | 16:03 | 0:00 | 26:42 | | | | |
| Largest Deficit | -6 | 0 | -16 | 0 | -16 | 0 | | | | |
| Drives Trailing | 7 | 0 | 6 | 0 | 13 | 0 | | | | |
| Time of Possession Trailing | 14:37 | 0:00 | 13:57 | 0:00 | 28:34 | 0:00 | | | | |
| Times Score Tied Up | | 0 | | 0 | | 0 | | | | |
| Lead Changes | | 1 | | 0 | | 1 | | | | |

Playtime Percentage

Percent of playtime per player on offense, defense and special teams

| Tennessee Titans | | | | | Denver Broncos | | | | |
|------------------|----|---------|---------|---------------|----------------|----|---------|---------|---------------|
| | | Offense | Defense | Special Teams | | | Offense | Defense | Special Teams |
| R Saffold | G | 70 100% | | | D Risner | G | 62 100% | | 4 15% |
| N Davis | G | 70 100% | | | G Bolles | T | 62 100% | | 4 15% |
| T Lewan | T | 70 100% | | | E Wilkinson | T | 62 100% | | 4 15% |
| J Conklin | T | 70 100% | | | C McGovern | C | 62 100% | | |
| B Jones | C | 70 100% | | | R Leary | G | 62 100% | | |
| C Davis | WR | 60 86% | | | J Flacco | QB | 62 100% | | |
| A Humphries | WR | 43 61% | | 8 30% | C Sutton | WR | 58 94% | | |
| M Mariota | QB | 40 57% | | | D Hamilton | WR | 40 65% | | |
| A Brown | WR | 40 57% | | | N Fant | TE | 40 65% | | |
| D Walker | TE | 40 57% | | | R Freeman | RB | 38 61% | | |
| D Henry | RB | 37 53% | | | J Heurman | TE | 32 52% | | |
| J Smith | TE | 30 43% | | 5 19% | P Lindsay | RB | 29 47% | | |
| T Sharpe | WR | 30 43% | | 1 4% | E Sanders | WR | 25 40% | | |
| R Tannehill | QB | 30 43% | | | A Janovich | FB | 23 37% | | 18 67% |
| D Lewis | RB | 29 41% | | | A Beck | TE | 11 18% | | 10 37% |
| M Pruitt | TE | 22 31% | | 18 67% | F Brown | WR | 9 15% | | 16 59% |
| D Jennings | WR | 9 13% | | 10 37% | D Spencer | WR | 5 8% | | 10 37% |
| A Firkser | TE | 5 7% | | 9 33% | D Harris | CB | | 70 100% | 5 19% |
| D Dawkins | RB | 4 6% | | | J Simmons | FS | | 70 100% | 4 15% |
| K Byard | FS | | 62 100% | 9 33% | T Davis | LB | | 70 100% | |
| L Ryan | CB | | 62 100% | 2 7% | K Jackson | CB | | 70 100% | |
| K Vaccaro | SS | | 62 100% | 1 4% | C Harris | CB | | 70 100% | |
| M Butler | CB | | 61 98% | 4 15% | M Reed | LB | | 62 89% | 8 30% |
| R Evans | LB | | 61 98% | | V Miller | LB | | 62 89% | |
| W Woodyard | LB | | 59 95% | 21 78% | A Johnson | LB | | 61 87% | |
| R Gilbert | DE | | 53 85% | 10 37% | W Parks | FS | | 50 71% | 4 15% |
| H Landry | LB | | 48 77% | 3 11% | D Wolfe | DE | | 46 66% | |
| J Casey | DT | | 46 74% | 4 15% | S Harris | NT | | 38 54% | 2 7% |
| D Jones | NT | | 37 60% | 7 26% | D Jones | DE | | 26 37% | 8 30% |
| A Jackson | CB | | 32 52% | | D Walker | DE | | 24 34% | 8 30% |
| A Johnson | NT | | 23 37% | 7 26% | M Purcell | NT | | 21 30% | 8 30% |
| B Urban | DE | | 23 37% | 3 11% | I Yiadom | CB | | 13 19% | 22 81% |
| K Correa | LB | | 19 31% | 18 67% | J Attaochu | LB | | 8 11% | 11 41% |
| I Mack | DT | | 16 26% | 9 33% | J Hollins | LB | | 8 11% | 6 22% |
| A Hooker | FS | | 15 24% | 27 100% | J Jewell | LB | | | 23 85% |
| J Brown | LB | | 3 5% | 1 4% | J Jones | LB | | | 23 85% |
| D Bates | LB | | | 27 100% | C Nelson | LB | | | 19 70% |
| D Cruikshank | SS | | | 24 89% | T Marshall | SS | | | 19 70% |
| L Sims | CB | | | 20 74% | C Kreiter | LS | | | 12 44% |
| T Smith | CB | | | 15 56% | C Wadman | P | | | 12 44% |
| D Long | LB | | | 15 56% | D Booker | RB | | | 11 41% |
| B Kern | P | | | 9 33% | B McManus | K | | | 9 33% |
| B Brinkley | LS | | | 9 33% | C Sensabaugh | CB | | | 7 26% |
| C Parkey | K | | | 1 4% | A Schlottmann | G | | | 6 22% |
| | | | | | J Rodgers | T | | | 4 15% |

TITANS PULL OUT IMPROBABLE WIN OVER CHARGERS, 23-20

**BY JIM WYATT
TITANS ONLINE
OCTOBER 20, 2019**

NASHVILLE – Clinging to a three-point lead in the closing seconds on Sunday, things didn't look good for the Titans.

The Chargers had the ball at the one-yard line, first and goal. On the clock, just 34 seconds.

On the sideline, Titans rookie A.J. Brown knows what he was thinking.

"Honestly," Brown said with a smile, "if I was the coach, I would have let them score so we'd have a chance to get the ball back and have a chance to score."

Then, something crazy happened.

Titans linebacker Wesley Woodyard knocked the ball out of the hands of Chargers running back Melvin Gordon at the goal line on a second-down play – just moments after a Los Angeles touchdown call was reversed. The ball ended up on the arms of defensive lineman Jurrell Casey, who was in the end zone.

A review confirmed the fumble, and the scene at Nissan Stadium did, too – the Titans had pulled off an improbable win, 23-20 over the Chargers.

"I would say the win probability was a high 96 percent for them to win," said Woodyard. "But we fought, and we defended every blade of grass. We kept fighting, and we never gave up."

Casey could hardly believe it as he celebrated with his teammates.

"The ball dropped into my arms," Casey said. "The next thing you know, the crowd was going crazy and we'd won the game. It was crazy. But man, we needed this. This is huge."

The Titans improved to 3-4 on the season with the win on a day quarterback Ryan Tannehill stepped in as the team's starting quarterback.

Tannehill played well, throwing for over 312 yards a pair of touchdowns while engineering one impressive drive after another. Tannehill ended up completing 23-of-29 passes with the two scores, and he finished with a passer rating of 120.1.

What had been a stagnant offense in recent weeks with Marcus Mariota at the helm suddenly looked more potent, and 22 first downs and 403 yards of offense was a welcome relief. Running back Derrick Henry did his part, too, rushing for 90 yards and a touchdown.

"It felt good," Tannehill said of the offense. "Obviously we did some good things, moved the football, put some points on the scoreboard. Guys played extremely hard from the beginning of the game. I'm really proud of the way the guys played."

Tannehill found receiver Tajae Sharpe open in the back of the end zone for a five-yard touchdown to give the Titans a 16-10 lead with 13:11 left in the contest. It capped a 14-play, 85-yard drive that took 7:09 off the clock.

After the Chargers cut the lead to 16-13 with 10:55 left on a 50-yard field goal by kicker Chase McLaughlin, the Titans answered back and appeared on the verge of being able to win going away after Henry's 11-yard touchdown run gave the Titans a 23-13 lead with 6:39 left.

But the Titans allowed a 41-yard touchdown pass from quarterback Philip Rivers to running back Austin Ekeler to make it 23-20 with 5:09 left and after Tannehill was stopped on a fourth-and-one near midfield late, the Chargers were in a position to win it before the heroic goal line stop.

"The football gods were on our side tonight," Titans safety Kevin Byard

said. "It was amazing – probably the best Titans game I've been a part of for sure. We just have a mentality on defense that we have a blade of grass to defend and not give up on anything."

"Things might not have looked good, but we kept playing hard and we found a way to win."

Earlier in the game, Tannehill connected with receiver Corey Davis for an eight-yard touchdown pass to make it 10-10 at the half. The touchdown toss capped an eight-play, 86-yard drive with just 23 seconds left on the clock before halftime.

The Titans took a 3-0 lead early on a 45-yard field goal by kicker Cody Parkey before the Chargers scored 10 straight points to take a 10-3 lead. Los Angeles got on the board with a 29-yard field goal by McLaughlin before a one-yard touchdown pass from Rivers to Gordon.

First-round pick Jeffery Simmons saw his first action after being activated from the Non-Football Injury list on Saturday, and he recorded a sack and two tackles for a loss, along with four overall tackles.

The Titans return to Nissan Stadium next Sunday to face the Tampa Bay Buccaneers.

"That was a crazy game, with a crazy ending," Sharpe said. "I've never really had a game come down to something like that, so it was great. It was fun to watch the ending from the sideline, watching our defense do its thing – I felt like a fan out there."

"Now we need to carry the momentum from this and keep it going. We needed this a whole bunch. After a couple of losses, you kind of forget what this feels like. But coming in the locker room after win like that, it electrifies everybody and gives everybody the spark that we needed."

###

Week 7

National Football League Game Summary

NFL Copyright © 2019 by The National Football League. All rights reserved. This summary and play-by-play is for the express purpose of assisting media in their coverage of the game; any other use of this material is prohibited without the written permission of the National Football League. Updated: 10/21/2019

Date: Sunday, 10/20/2019 Los Angeles Chargers at Tennessee Titans Start Time: 3:05 PM Central
at Nissan Stadium, Nashville, TN

Game Day Weather

Game Weather: Sunny Temp: 77° F (25.0° C) Humidity: 40%, Wind: SE 2 mph
Played Outdoors on Turf: Grass Outdoor Weather: Sunny,

Officials

Referee: Vinovich, Bill (52) Umpire: Ferrell, Dan (64) Down Judge: McKinnely, Phil (110)
Line Judge: Perlman, Mark (9) Field Judge: Robinson, Mearl (31) Side Judge: Cavaletto, Gary (60)
Back Judge: Patrick, Steve (17) Replay Official: Butterworth, Mark (0)

Lineups

| Los Angeles Chargers | | | | Tennessee Titans | | | |
|----------------------|----------------|---------|---------------|------------------|----------------|---------|---------------|
| Offense | | Defense | | Offense | | Defense | |
| WR | 13 K.Allen | DE | 97 J.Bosa | WR | 84 C.Davis | NT | 90 D.Jones |
| LT | 78 T.Scott | DT | 99 J.Tillery | TE | 81 J.Smith | DT | 99 J.Casey |
| LG | 77 F.Lamp | NT | 71 D.Square | LT | 77 T.Lewan | OLB | 93 R.Gilbert |
| C | 66 D.Feeney | DE | 42 U.Nwosu | LG | 76 R.Saffold | ILB | 54 R.Evans |
| RG | 75 M.Schofield | LB | 58 T.Davis | C | 60 B.Jones | ILB | 59 W.Woodyard |
| RT | 69 S.Tevi | LB | 52 D.Perryman | RG | 64 N.Davis | OLB | 58 H.Landry |
| TE | 86 H.Henry | LB | 44 K.White | RT | 78 J.Conklin | CB | 25 A.Jackson |
| WR | 81 M.Williams | CB | 43 M.Davis | TE | 85 M.Pruitt | CB | 26 L.Ryan |
| QB | 17 P.Rivers | S | 23 R.Jenkins | WR | 19 T.Sharpe | SS | 24 K.Vaccaro |
| WR | 11 G.Davis | S | 36 R.Teamer | QB | 17 R.Tannehill | FS | 31 K.Byard |
| RB | 25 M.Gordon | CB | 26 C.Hayward | RB | 22 D.Henry | CB | 21 M.Butler |

Substitutions

P 1 T.Long, K 3 C.McLaughlin, WR 16 A.Patton, DB 20 D.King, S 27 J.Watkins, CB 28 B.Facyson, RB 30 A.Ekeler, FB 34 D.Watt, RB 35 T.Pope, LS 45 C.Mazza, LB 48 N.Dzubnar, LB 49 D.Tranquill, LB 51 E.Egbule, LB 57 J.Brown, C/G 61 S.Quessenberry, T 79 T.Pipkins, TE 87 L.Kendricks, TE 88 V.Green, WR 89 J.Moore, DT 91 C.Broughton, DT 95 T.McGill, DE 98 I.Rochell

Substitutions

K 3 C.Parkey, P 6 B.Kern, WR 10 A.Humphries, WR 11 A.Brown, WR 15 D.Jennings, CB 23 T.Smith, DB 29 D.Cruikshank, RB 33 D.Lewis, CB 36 L.Sims, DB 37 A.Hooker, OLB 44 K.Correa, LS 48 B.Brinkley, LB 51 D.Long, LB 53 D.Bates, T/G 71 D.Kelly, G 75 J.Douglas, TE 82 De.Walker, TE 86 A.Firkser, OLB 91 C.Wake, DL 94 A.Johnson, DT 97 I.Mack, DT 98 J.Simmons

Did Not Play

QB 5 T.Taylor, G 72 R.Groy

Did Not Play

QB 8 M.Mariota, RB 28 D.Dawkins

Not Active

QB 2 E.Stick, K 4 M.Badgley, RB 22 J.Jackson, S 32 N.Adderley, DE 54 M.Ingram, NT 92 B.Mebane, DT 93 J.Jones

Not Active

CB 30 C.Milton, RB 45 R.Smith, DE 50 D.Roberson, LB 55 J.Brown, OLB 56 S.Finch, T 61 A.Stinnie, G/T 66 K.Pamphile

Field Goals (made () & missed)

| C.McLaughlin (29) (50) | | C.Parkey (45) | | | | | |
|------------------------|----------------------|---------------|---|---|----|----|-------|
| | | 1 | 2 | 3 | 4 | OT | Total |
| VISITOR: | Los Angeles Chargers | 3 | 7 | 0 | 10 | 0 | 20 |
| HOME: | Tennessee Titans | 3 | 7 | 0 | 13 | 0 | 23 |

Scoring Plays

| Team | Qtr | Time | Play Description (Extra Point) (Drive Info) | Visitor | Home |
|----------|-----|-------|---|---------|------|
| Titans | 1 | 6:02 | C.Parkey 45 yd. Field Goal (9-42, 4:54) | 0 | 3 |
| Chargers | 1 | 0:02 | C.McLaughlin 29 yd. Field Goal (12-64, 6:00) | 3 | 3 |
| Chargers | 2 | 3:38 | M.Gordon 1 yd. pass from P.Rivers (C.McLaughlin kick) (14-94, 7:37) | 10 | 3 |
| Titans | 2 | 0:23 | C.Davis 8 yd. pass from R.Tannehill (C.Parkey kick) (8-86, 3:15) | 10 | 10 |
| Titans | 4 | 13:11 | T.Sharpe 5 yd. pass from R.Tannehill (kick failed, hru) (14-85, 7:09) | 10 | 16 |
| Chargers | 4 | 10:55 | C.McLaughlin 50 yd. Field Goal (6-43, 2:16) | 13 | 16 |
| Titans | 4 | 6:39 | D.Henry 11 yd. run (C.Parkey kick) (7-75, 4:16) | 13 | 23 |
| Chargers | 4 | 5:09 | A.Ekeler 41 yd. pass from P.Rivers (C.McLaughlin kick) (4-75, 1:30) | 20 | 23 |

Paid Attendance: 62,431

Time: 3:10

Final Individual Statistics

Los Angeles Chargers

| RUSHING | ATT | YDS | AVG | LG | TD |
|----------|-----|-----|-----|----|----|
| M.Gordon | 16 | 32 | 2.0 | 6 | 0 |
| A.Ekeler | 5 | 7 | 1.4 | 3 | 0 |
| Total | 21 | 39 | 1.9 | 6 | 0 |

| PASSING | ATT | CMP | YDS | SK/YD | TD | LG | IN | RT |
|----------|-----|-----|-----|-------|----|----|----|-------|
| P.Rivers | 38 | 24 | 329 | 1/3 | 2 | 41 | 0 | 108.3 |
| Total | 38 | 24 | 329 | 1/3 | 2 | 41 | 0 | 108.3 |

| PASS RECEIVING | TAR | REC | YDS | AVG | LG | TD |
|----------------|-----|-----|-----|------|----|----|
| A.Ekeler | 8 | 7 | 118 | 16.9 | 41 | 1 |
| H.Henry | 8 | 6 | 97 | 16.2 | 23 | 0 |
| K.Allen | 11 | 4 | 61 | 15.3 | 17 | 0 |
| M.Williams | 6 | 4 | 47 | 11.8 | 21 | 0 |
| M.Gordon | 3 | 2 | -3 | -1.5 | 1 | 1 |
| V.Green | 1 | 1 | 9 | 9.0 | 9 | 0 |
| Total | 37 | 24 | 329 | 13.7 | 41 | 2 |

| INTERCEPTIONS | NO | YDS | AVG | LG | TD |
|---------------|----|-----|-----|----|----|
| R.Teamer | 1 | 3 | 3.0 | 3 | 0 |
| Total | 1 | 3 | 3.0 | 3 | 0 |

| PUNTING | NO | YDS | AVG | NET | TB | IN20 | LG |
|---------|----|-----|------|------|----|------|----|
| T.Long | 2 | 93 | 46.5 | 39.5 | 0 | 1 | 58 |
| Total | 2 | 93 | 46.5 | 39.5 | 0 | 1 | 58 |

| PUNT RETURNS | NO | YDS | AVG | FC | LG | TD |
|-----------------|----|-----|-----|----|----|----|
| T.Pope | 0 | 0 | 0.0 | 1 | 0 | 0 |
| [OUT OF BOUNDS] | 1 | 0 | 0.0 | 0 | 0 | 0 |
| Total | 0 | 0 | 0.0 | 1 | 0 | 0 |

| KICKOFF RETURNS | NO | YDS | AVG | FC | LG | TD |
|-----------------|----|-----|-----|----|----|----|
| D.King | 1 | 8 | 8.0 | 0 | 8 | 0 |
| [TOUCHBACK] | 4 | 0 | 0.0 | 0 | 0 | 0 |
| Total | 1 | 8 | 8.0 | 0 | 8 | 0 |

Los Angeles Chargers

| FUMBLES | FUM | LOST | OWN-REC | YDS | TD | FORCED | OPP-REC | YDS | TD | OUT-BDS |
|----------|-----|------|---------|-----|----|--------|---------|-----|----|---------|
| M.Gordon | 2 | 1 | 1 | 0 | 0 | 0 | 0 | 0 | 0 | 0 |
| J.Bosa | 0 | 0 | 0 | 0 | 0 | 1 | 0 | 0 | 0 | 0 |
| Total | 2 | 1 | 1 | 0 | 0 | 1 | 0 | 0 | 0 | 0 |

Tennessee Titans

| FUMBLES | FUM | LOST | OWN-REC | YDS | TD | FORCED | OPP-REC | YDS | TD | OUT-BDS |
|-------------|-----|------|---------|-----|----|--------|---------|-----|----|---------|
| R.Tannehill | 2 | 0 | 1 | -1 | 0 | 0 | 0 | 0 | 0 | 0 |
| R.Saffold | 0 | 0 | 1 | 0 | 0 | 0 | 0 | 0 | 0 | 0 |
| L.Ryan | 0 | 0 | 0 | 0 | 0 | 1 | 0 | 0 | 0 | 0 |
| W.Woodyard | 0 | 0 | 0 | 0 | 0 | 1 | 0 | 0 | 0 | 0 |
| J.Casey | 0 | 0 | 0 | 0 | 0 | 0 | 1 | 0 | 0 | 0 |
| Total | 2 | 0 | 2 | -1 | 0 | 2 | 1 | 0 | 0 | 0 |

Tennessee Titans

| RUSHING | ATT | YDS | AVG | LG | TD |
|-------------|-----|-----|------|----|----|
| D.Henry | 22 | 90 | 4.1 | 12 | 1 |
| R.Tannehill | 5 | 7 | 1.4 | 6 | 0 |
| D.Lewis | 1 | 2 | 2.0 | 2 | 0 |
| A.Brown | 1 | -2 | -2.0 | -2 | 0 |
| Total | 29 | 97 | 3.3 | 12 | 1 |

| PASSING | ATT | CMP | YDS | SK/YD | TD | LG | IN | RT |
|-------------|-----|-----|-----|-------|----|----|----|-------|
| R.Tannehill | 29 | 23 | 312 | 2/17 | 2 | 38 | 1 | 120.1 |
| B.Kern | 1 | 1 | 11 | 0/0 | 0 | 11 | 0 | 112.5 |
| Total | 30 | 24 | 323 | 2/17 | 2 | 38 | 1 | 119.9 |

| PASS RECEIVING | TAR | REC | YDS | AVG | LG | TD |
|----------------|-----|-----|-----|------|----|----|
| C.Davis | 7 | 6 | 80 | 13.3 | 38 | 1 |
| A.Brown | 8 | 6 | 64 | 10.7 | 16 | 0 |
| A.Humphries | 4 | 4 | 40 | 10.0 | 14 | 0 |
| J.Smith | 3 | 3 | 64 | 21.3 | 35 | 0 |
| T.Sharpe | 3 | 2 | 19 | 9.5 | 14 | 1 |
| A.Firkser | 1 | 1 | 27 | 27.0 | 27 | 0 |
| D.Henry | 1 | 1 | 18 | 18.0 | 18 | 0 |
| K.Byard | 1 | 1 | 11 | 11.0 | 11 | 0 |
| D.Lewis | 1 | 0 | 0 | 0.0 | 0 | 0 |
| Total | 29 | 24 | 323 | 13.5 | 38 | 2 |

| INTERCEPTIONS | NO | YDS | AVG | LG | TD |
|---------------|----|-----|-----|----|----|
| Total | 0 | 0 | 0 | 0 | 0 |

| PUNTING | NO | YDS | AVG | NET | TB | IN20 | LG |
|---------|----|-----|------|------|----|------|----|
| B.Kern | 2 | 84 | 42.0 | 42.0 | 0 | 2 | 50 |
| Total | 2 | 84 | 42.0 | 42.0 | 0 | 2 | 50 |

| PUNT RETURNS | NO | YDS | AVG | FC | LG | TD |
|--------------|----|-----|------|----|----|----|
| A.Humphries | 1 | 14 | 14.0 | 0 | 14 | 0 |
| [DOWNED] | 1 | 0 | 0.0 | 0 | 0 | 0 |
| Total | 1 | 14 | 14.0 | 0 | 14 | 0 |

| KICKOFF RETURNS | NO | YDS | AVG | FC | LG | TD |
|-----------------|----|-----|------|----|----|----|
| D.Jennings | 3 | 69 | 23.0 | 0 | 24 | 0 |
| [TOUCHBACK] | 2 | 0 | 0.0 | 0 | 0 | 0 |
| Total | 3 | 69 | 23.0 | 0 | 24 | 0 |

Final Team Statistics

| | Visitor Chargers | Home Titans |
|---|---------------------|----------------|
| TOTAL FIRST DOWNS | 24 | 22 |
| By Rushing | 2 | 5 |
| By Passing | 19 | 17 |
| By Penalty | 3 | 0 |
| THIRD DOWN EFFICIENCY | 6-11-55% | 6-11-55% |
| FOURTH DOWN EFFICIENCY | 0-1-0% | 1-2-50% |
| TOTAL NET YARDS | 365 | 403 |
| Total Offensive Plays (inc. times thrown passing) | 60 | 61 |
| Average gain per offensive play | 6.1 | 6.6 |
| NET YARDS RUSHING | 39 | 97 |
| Total Rushing Plays | 21 | 29 |
| Average gain per rushing play | 1.9 | 3.3 |
| Tackles for a loss-number and yards | 2-3 | 3-4 |
| NET YARDS PASSING | 326 | 306 |
| Times thrown - yards lost attempting to pass | 1-3 | 2-17 |
| Gross yards passing | 329 | 323 |
| PASS ATTEMPTS-COMPLETIONS-HAD INTERCEPTED | 38-24-0 | 30-24-1 |
| Avg gain per pass play (inc.# thrown passing) | 8.4 | 9.6 |
| KICKOFFS Number-In End Zone-Touchbacks | 5-5-2 | 5-4-4 |
| PUNTS Number and Average | 2-46.5 | 2-42.0 |
| Had Blocked | 0 | 0 |
| FGs - PATs Had Blocked | 0-0 | 0-0 |
| Net Punting Average | 39.5 | 42.0 |
| TOTAL RETURN YARDAGE (Not Including Kickoffs) | 3 | 14 |
| No. and Yards Punt Returns | 0-0 | 1-14 |
| No. and Yards Kickoff Returns | 1-8 | 3-69 |
| No. and Yards Interception Returns | 1-3 | 0-0 |
| PENALTIES Number and Yards | 4-29 | 7-54 |
| FUMBLES Number and Lost | 2-1 | 2-0 |
| TOUCHDOWNS | 2 | 3 |
| Rushing | 0 | 1 |
| Passing | 2 | 2 |
| EXTRA POINTS Made-Attempts | 2-2 | 2-3 |
| Kicking Made-Attempts | 2-2 | 2-3 |
| FIELD GOALS Made-Attempts | 2-2 | 1-1 |
| RED ZONE EFFICIENCY | 1-3-33% | 3-3-100% |
| GOAL TO GO EFFICIENCY | 1-2-50% | 2-2-100% |
| SAFETIES | 0 | 0 |
| FINAL SCORE | 20 | 23 |
| TIME OF POSSESSION | 27:45 | 32:15 |

Ball Possession And Drive Chart

Los Angeles Chargers

| # | Time Recd | Time Lost | Time Poss | How Ball Obtained | Drive Began | # Play | Yds Gain | Yds Pen | Net Yds | 1st Down | Last Scrm | How Given Up |
|---|-----------|-----------|-----------|-------------------|-------------|--------|----------|---------|---------|----------|-----------|--------------|
| 1 | 15:00 | 10:56 | 4:04 | Kickoff | LAC 25 | 9 | 44 | 0 | 44 | 2 | TEN 31 | Downs |
| 2 | 6:02 | 0:02 | 6:00 | Kickoff | LAC 25 | 12 | 49 | 15 | 64 | 5 | * TEN 11 | Field Goal |
| 3 | 11:15 | 3:38 | 7:37 | Punt | LAC 6 | 14 | 94 | 0 | 94 | 6 | * TEN 1 | Touchdown |
| 4 | 0:23 | 0:00 | 0:23 | Kickoff | LAC 19 | 1 | 3 | 0 | 3 | 0 | LAC 19 | End of Half |
| 5 | 10:17 | 8:32 | 1:45 | Punt | LAC 9 | 3 | -2 | 0 | -2 | 0 | LAC 7 | Punt |
| 6 | 7:10 | 5:20 | 1:50 | Interception | LAC 41 | 5 | 4 | 5 | 9 | 1 | 50 | Punt |
| 7 | 13:11 | 10:55 | 2:16 | Kickoff | LAC 25 | 6 | 48 | -5 | 43 | 2 | TEN 32 | Field Goal |
| 8 | 6:39 | 5:09 | 1:30 | Kickoff | LAC 25 | 4 | 75 | 0 | 75 | 4 | TEN 41 | Touchdown |
| 9 | 2:35 | 0:15 | 2:20 | Downs | LAC 49 | 8 | 50 | 0 | 50 | 4 | * TEN 1 | Fumble |

(224) Average LAC 25

Tennessee Titans

| # | Time Recd | Time Lost | Time Poss | How Ball Obtained | Drive Began | # Play | Yds Gain | Yds Pen | Net Yds | 1st Down | Last Scrm | How Given Up |
|---|-----------|-----------|-----------|-------------------|-------------|--------|----------|---------|---------|----------|-----------|--------------|
| 1 | 10:56 | 6:02 | 4:54 | Downs | TEN 31 | 9 | 47 | -5 | 42 | 2 | LAC 27 | Field Goal |
| 2 | 0:02 | 11:15 | 3:47 | Kickoff | TEN 21 | 7 | 39 | 0 | 39 | 2 | LAC 40 | Punt |
| 3 | 3:38 | 0:23 | 3:15 | Kickoff | TEN 14 | 8 | 86 | 0 | 86 | 6 | * LAC 8 | Touchdown |
| 4 | 15:00 | 10:17 | 4:43 | Kickoff | TEN 17 | 6 | 29 | -5 | 24 | 1 | TEN 41 | Punt |
| 5 | 8:32 | 7:10 | 1:22 | Punt | TEN 49 | 3 | 11 | 0 | 11 | 1 | LAC 40 | Interception |
| 6 | 5:20 | 13:11 | 7:09 | Punt | TEN 15 | 14 | 90 | -5 | 85 | 6 | * LAC 5 | Touchdown |
| 7 | 10:55 | 6:39 | 4:16 | Kickoff | TEN 25 | 7 | 75 | 0 | 75 | 3 | * LAC 11 | Touchdown |
| 8 | 5:09 | 2:35 | 2:34 | Kickoff | TEN 25 | 7 | 26 | 0 | 26 | 1 | LAC 49 | Downs |
| 9 | 0:15 | 0:00 | 0:15 | Fumble | TEN 20 | 1 | -1 | 0 | -1 | 0 | TEN 20 | End of Game |

(217) Average TEN 24

* inside opponent's 20

| Time of Possession by Quarter | | 1st | 2nd | 3rd | 4th | OT | Total |
|---------------------------------|----------------------|----------------------|------|-------|--------------------|----|-------|
| Visitor | Los Angeles Chargers | 10:04 | 8:00 | 3:35 | 6:06 | | 27:45 |
| Home | Tennessee Titans | 4:56 | 7:00 | 11:25 | 8:54 | | 32:15 |
| Kickoff Drive No.-Start Average | | Chargers: 5 - LAC 24 | | | Titans: 5 - TEN 20 | | |

Final Defensive Statistics

| Los Angeles Chargers | Regular Defensive Plays | | | | | | | | | | | | Special Teams | | | | | Misc | | | |
|----------------------|-------------------------|-----|------|----|-------|-----|---|----|----|----|----|--|---------------|-----|----|----|----|------|-----|----|----|
| | TKL | AST | COMB | SK | / YDS | TFL | Q | IN | PD | FF | FR | | TKL | AST | FF | FR | BL | TKL | AST | FF | FR |
| D.Perryman | 6 | 2 | 8 | 0 | 0 | 1 | 0 | 0 | 0 | 0 | 0 | | 0 | 0 | 0 | 0 | 0 | 0 | 0 | 0 | 0 |
| M.Davis | 4 | 3 | 7 | 0 | 0 | 0 | 0 | 0 | 1 | 0 | 0 | | 0 | 0 | 0 | 0 | 0 | 0 | 0 | 0 | 0 |
| R.Teamer | 6 | 0 | 6 | 0 | 0 | 1 | 0 | 1 | 1 | 0 | 0 | | 0 | 0 | 0 | 0 | 0 | 0 | 0 | 0 | 0 |
| U.Nwosu | 5 | 1 | 6 | 0 | 0 | 2 | 1 | 0 | 1 | 0 | 0 | | 0 | 0 | 0 | 0 | 0 | 0 | 0 | 0 | 0 |
| J.Bosa | 4 | 2 | 6 | 2 | 17 | 1 | 3 | 0 | 0 | 1 | 0 | | 0 | 0 | 0 | 0 | 0 | 0 | 0 | 0 | 0 |
| T.Davis | 4 | 2 | 6 | 0 | 0 | 1 | 0 | 0 | 0 | 0 | 0 | | 0 | 0 | 0 | 0 | 0 | 0 | 0 | 0 | 0 |
| R.Jenkins | 3 | 3 | 6 | 0 | 0 | 0 | 0 | 0 | 0 | 0 | 0 | | 0 | 0 | 0 | 0 | 0 | 0 | 0 | 0 | 0 |
| C.Hayward | 4 | 1 | 5 | 0 | 0 | 0 | 0 | 0 | 0 | 0 | 0 | | 0 | 0 | 0 | 0 | 0 | 0 | 0 | 0 | 0 |
| C.Broughton | 3 | 1 | 4 | 0 | 0 | 0 | 0 | 0 | 0 | 0 | 0 | | 0 | 0 | 0 | 0 | 0 | 0 | 0 | 0 | 0 |
| D.King | 1 | 2 | 3 | 0 | 0 | 0 | 0 | 0 | 0 | 0 | 0 | | 0 | 0 | 0 | 0 | 0 | 0 | 0 | 0 | 0 |
| I.Rochell | 0 | 3 | 3 | 0 | 0 | 0 | 0 | 0 | 0 | 0 | 0 | | 0 | 0 | 0 | 0 | 0 | 0 | 0 | 0 | 0 |
| E.Egbule | 2 | 0 | 2 | 0 | 0 | 0 | 0 | 0 | 0 | 0 | 0 | | 1 | 0 | 0 | 0 | 0 | 0 | 0 | 0 | 0 |
| D.Square | 1 | 1 | 2 | 0 | 0 | 0 | 1 | 0 | 1 | 0 | 0 | | 0 | 0 | 0 | 0 | 0 | 0 | 0 | 0 | 0 |
| J.Watkins | 1 | 0 | 1 | 0 | 0 | 0 | 0 | 0 | 0 | 0 | 0 | | 0 | 0 | 0 | 0 | 0 | 0 | 0 | 0 | 0 |
| J.Brown | 1 | 0 | 1 | 0 | 0 | 0 | 0 | 0 | 0 | 0 | 0 | | 0 | 0 | 0 | 0 | 0 | 0 | 0 | 0 | 0 |
| D.Tranquill | 1 | 0 | 1 | 0 | 0 | 0 | 0 | 0 | 0 | 0 | 0 | | 0 | 0 | 0 | 0 | 0 | 0 | 0 | 0 | 0 |
| T.McGill | 0 | 1 | 1 | 0 | 0 | 0 | 0 | 0 | 0 | 0 | 0 | | 0 | 0 | 0 | 0 | 0 | 0 | 0 | 0 | 0 |
| K.White | 0 | 1 | 1 | 0 | 0 | 0 | 0 | 0 | 0 | 0 | 0 | | 0 | 0 | 0 | 0 | 0 | 0 | 0 | 0 | 0 |
| D.Watt | 0 | 0 | 0 | 0 | 0 | 0 | 0 | 0 | 0 | 0 | 0 | | 1 | 1 | 0 | 0 | 0 | 0 | 0 | 0 | 0 |
| G.Davis | 0 | 0 | 0 | 0 | 0 | 0 | 0 | 0 | 0 | 0 | 0 | | 1 | 0 | 0 | 0 | 0 | 0 | 0 | 0 | 0 |
| J.Moore | 0 | 0 | 0 | 0 | 0 | 0 | 0 | 0 | 0 | 0 | 0 | | 0 | 1 | 0 | 0 | 0 | 0 | 0 | 0 | 0 |
| M.Gordon | 0 | 0 | 0 | 0 | 0 | 0 | 0 | 0 | 0 | 0 | 0 | | 0 | 0 | 0 | 0 | 0 | 0 | 0 | 0 | 1 |
| Total | 46 | 23 | 69 | 2 | 17 | 6 | 5 | 1 | 4 | 1 | 0 | | 3 | 2 | 0 | 0 | 0 | 0 | 0 | 0 | 1 |

TKL = Tackle AST = Assist COMB = Combined QH=QB Hit IN = Interception PD = Pass Defense FF = Forced Fumble FR = Fumble Recovery

| Tennessee Titans | Regular Defensive Plays | | | | | | | | | | | | Special Teams | | | | | Misc | | | |
|------------------|-------------------------|-----|------|----|-------|-----|----|----|----|----|----|--|---------------|-----|----|----|----|------|-----|----|----|
| | TKL | AST | COMB | SK | / YDS | TFL | QH | IN | PD | FF | FR | | TKL | AST | FF | FR | BL | TKL | AST | FF | FR |
| R.Evans | 8 | 2 | 10 | 0 | 0 | 1 | 0 | 0 | 0 | 0 | 0 | | 0 | 0 | 0 | 0 | 0 | 0 | 0 | 0 | 0 |
| L.Ryan | 5 | 3 | 8 | 0 | 0 | 0 | 0 | 0 | 3 | 1 | 0 | | 0 | 0 | 0 | 0 | 0 | 0 | 0 | 0 | 0 |
| K.Byard | 5 | 1 | 6 | 0 | 0 | 0 | 0 | 0 | 1 | 0 | 0 | | 0 | 0 | 0 | 0 | 0 | 0 | 0 | 0 | 0 |
| M.Butler | 3 | 3 | 6 | 0 | 0 | 0 | 0 | 0 | 1 | 0 | 0 | | 0 | 0 | 0 | 0 | 0 | 0 | 0 | 0 | 0 |
| W.Woodyard | 3 | 3 | 6 | 0 | 0 | 0 | 0 | 0 | 0 | 1 | 0 | | 0 | 0 | 0 | 0 | 0 | 0 | 0 | 0 | 0 |
| J.Simmons | 4 | 0 | 4 | 1 | 3 | 2 | 1 | 0 | 0 | 0 | 0 | | 0 | 0 | 0 | 0 | 0 | 0 | 0 | 0 | 0 |
| K.Vaccaro | 2 | 2 | 4 | 0 | 0 | 0 | 0 | 0 | 0 | 0 | 0 | | 0 | 1 | 0 | 0 | 0 | 0 | 0 | 0 | 0 |
| H.Landry | 2 | 1 | 3 | 0 | 0 | 0 | 2 | 0 | 0 | 0 | 0 | | 0 | 0 | 0 | 0 | 0 | 0 | 0 | 0 | 0 |
| K.Correa | 1 | 2 | 3 | 0 | 0 | 0 | 0 | 0 | 0 | 0 | 0 | | 0 | 0 | 0 | 0 | 0 | 0 | 0 | 0 | 0 |
| R.Gilbert | 0 | 3 | 3 | 0 | 0 | 0 | 1 | 0 | 0 | 0 | 0 | | 0 | 0 | 0 | 0 | 0 | 0 | 0 | 0 | 0 |
| A.Jackson | 2 | 0 | 2 | 0 | 0 | 0 | 0 | 0 | 0 | 0 | 0 | | 0 | 0 | 0 | 0 | 0 | 0 | 0 | 0 | 0 |
| D.Jones | 1 | 1 | 2 | 0 | 0 | 0 | 0 | 0 | 0 | 0 | 0 | | 0 | 0 | 0 | 0 | 0 | 0 | 0 | 0 | 0 |
| A.Hooker | 1 | 0 | 1 | 0 | 0 | 0 | 0 | 0 | 0 | 0 | 0 | | 0 | 0 | 0 | 0 | 0 | 0 | 0 | 0 | 0 |
| D.Long | 1 | 0 | 1 | 0 | 0 | 1 | 0 | 0 | 0 | 0 | 0 | | 0 | 0 | 0 | 0 | 0 | 0 | 0 | 0 | 0 |
| C.Wake | 0 | 0 | 0 | 0 | 0 | 0 | 1 | 0 | 0 | 0 | 0 | | 0 | 0 | 0 | 0 | 0 | 0 | 0 | 0 | 0 |
| J.Casey | 0 | 0 | 0 | 0 | 0 | 0 | 0 | 0 | 0 | 0 | 1 | | 0 | 0 | 0 | 0 | 0 | 0 | 0 | 0 | 0 |
| T.Smith | 0 | 0 | 0 | 0 | 0 | 0 | 0 | 0 | 0 | 0 | 0 | | 0 | 1 | 0 | 0 | 0 | 0 | 0 | 0 | 0 |
| A.Brown | 0 | 0 | 0 | 0 | 0 | 0 | 0 | 0 | 0 | 0 | 0 | | 0 | 0 | 0 | 0 | 0 | 1 | 0 | 0 | 0 |
| R.Tannehill | 0 | 0 | 0 | 0 | 0 | 0 | 0 | 0 | 0 | 0 | 0 | | 0 | 0 | 0 | 0 | 0 | 0 | 0 | 0 | 1 |
| R.Saffold | 0 | 0 | 0 | 0 | 0 | 0 | 0 | 0 | 0 | 0 | 0 | | 0 | 0 | 0 | 0 | 0 | 0 | 0 | 0 | 1 |
| Total | 38 | 21 | 59 | 1 | 3 | 4 | 5 | 0 | 5 | 2 | 1 | | 0 | 2 | 0 | 0 | 0 | 1 | 0 | 0 | 2 |

10/20/2019 at Nissan Stadium

TIME OF POSSESSION

| | |
|----------|-------|
| Chargers | 18:04 |
| Titans | 11:56 |

- Scoring Plays

| Team | Qtr | Time | Play Description (Extra Point) (Drive Info) | Visitor | Home |
|----------|-----|------|---|---------|------|
| Titans | 1 | 6:02 | C.Parkey 45 yd. Field Goal (9-42, 4:54) | 0 | 3 |
| Chargers | 1 | 0:02 | C.McLaughlin 29 yd. Field Goal (12-64, 6:00) | 3 | 3 |
| Chargers | 2 | 3:38 | M.Gordon 1 yd. pass from P.Rivers (C.McLaughlin kick) (14-94, 7:37) | 10 | 3 |
| Titans | 2 | 0:23 | C.Davis 8 yd. pass from R.Tannehill (C.Parkey kick) (8-86, 3:15) | 10 | 10 |

| | Los Angeles Chargers | Tennessee Titans |
|--|----------------------|------------------|
| TOTAL FIRST DOWNS | 13 | 10 |
| First Downs Rushing-Passing-by Penalty | 2 - 10 - 1 | 1 - 9 - 0 |
| THIRD DOWN EFFICIENCY | 5-7-71% | 0-3-0% |
| TOTAL NET YARDS | 190 | 173 |
| Total Offensive Plays | 35 | 23 |
| NET YARDS RUSHING | 32 | 35 |
| NET YARDS PASSING | 158 | 138 |
| Gross Yards Passing | 158 | 138 |
| Times thrown-yards lost attempting to pass | 0-0 | 0-0 |
| Pass Attempts-Completions-Had Intercepted | 20 - 14 - 0 | 13 - 11 - 0 |
| Punts-Number and Average | 0 - 0 | 1 - 34 |
| Penalties-Number and Yards | 1 - 15 | 3 - 30 |
| Fumbles-Number and Lost | 1 - 0 | 1 - 0 |
| Red Zone Efficiency | 1-2-50% | 1-1-100% |
| Average Drive Start | LAC 19 | TEN 22 |

| Los Angeles Chargers | | | | | | | | | | Tennessee Titans | | | | | | | | | | | | | | | |
|----------------------|--|--|--|--|-----|-----|-----|-------|----|------------------|----------------|-------|-------------|--|-----|-----|-----|-----|------|-----|-------|----|----|----|-------|
| RUSHING | | | | | ATT | YDS | AVG | LG | TD | RUSHING | | | | | ATT | YDS | AVG | LG | TD | | | | | | |
| M.Gordon | | | | | 12 | 28 | 2.3 | 6 | 0 | D.Henry | | | | | 8 | 33 | 4.1 | 12 | 0 | | | | | | |
| A.Ekeler | | | | | 3 | 4 | 1.3 | 3 | 0 | D.Lewis | | | | | 1 | 2 | 2.0 | 2 | 0 | | | | | | |
| | | | | | | | | | | R.Tannehill | | | | | 1 | 0 | 0.0 | 0 | 0 | | | | | | |
| Total | | | | | 15 | 32 | 2.1 | 6 | 0 | Total | | | | | 10 | 35 | 3.5 | 12 | 0 | | | | | | |
| PASSING | | | | | ATT | CMP | YDS | SK/YD | TD | LG | IN | RT | PASSING | | | | | ATT | CMP | YDS | SK/YD | TD | LG | IN | RT |
| P.Rivers | | | | | 20 | 14 | 158 | 0/0 | 1 | 21 | 0 | 110.0 | R.Tannehill | | | | | 12 | 10 | 127 | 0/0 | 1 | 24 | 0 | 138.5 |
| | | | | | | | | | | | | | B.Kern | | | | | 1 | 1 | 11 | 0/0 | 0 | 11 | 0 | 112.5 |
| Total | | | | | 20 | 14 | 158 | 0/0 | 1 | 21 | 0 | 110.0 | Total | | | | | 13 | 11 | 138 | 0/0 | 1 | 24 | 0 | 136.5 |
| PASS RECEIVING | | | | | TAR | REC | YDS | AVG | LG | TD | PASS RECEIVING | | | | | TAR | REC | YDS | AVG | LG | TD | | | | |
| K.Allen | | | | | 6 | 4 | 61 | 15.3 | 17 | 0 | C.Davis | | | | | 4 | 4 | 37 | 9.3 | 16 | 1 | | | | |
| A.Ekeler | | | | | 4 | 4 | 43 | 10.8 | 15 | 0 | A.Brown | | | | | 4 | 3 | 42 | 14.0 | 16 | 0 | | | | |
| H.Henry | | | | | 3 | 2 | 27 | 13.5 | 20 | 0 | J.Smith | | | | | 1 | 1 | 24 | 24.0 | 24 | 0 | | | | |
| M.Gordon | | | | | 3 | 2 | -3 | -1.5 | 1 | 1 | D.Henry | | | | | 1 | 1 | 18 | 18.0 | 18 | 0 | | | | |
| M.Williams | | | | | 3 | 1 | 21 | 21.0 | 21 | 0 | K.Byard | | | | | 1 | 1 | 11 | 11.0 | 11 | 0 | | | | |
| V.Green | | | | | 1 | 1 | 9 | 9.0 | 9 | 0 | A.Humphries | | | | | 1 | 1 | 6 | 6.0 | 6 | 0 | | | | |
| Total | | | | | 20 | 14 | 158 | 11.3 | 21 | 1 | Total | | | | | 12 | 11 | 138 | 12.5 | 24 | 1 | | | | |

[illegible]

10/20/2019 at Nissan Stadium

[illegible]

Play By Play

First Quarter

10/20/2019

TEN wins the coin toss and elects to defer. LAC elects to Receive, and TEN elects to defend the north goal.

C.Parkey kicks 65 yards from TEN 35 to end zone, Touchback.

Los Angeles Chargers at 15:00, (1st play from scrimmage 14:59)

| | | |
|--------------------|--|----|
| 1-10-LAC 25 | (14:59) (Shotgun) P.Rivers pass incomplete deep right to K.Allen (L.Ryan). | |
| 2-10-LAC 25 | (14:53) M.Gordon up the middle to LAC 27 for 2 yards (L.Ryan, R.Evans). | |
| 3-8-LAC 27 | (14:12) (Shotgun) P.Rivers pass deep right to H.Henry to LAC 47 for 20 yards (K.Byard). | P1 |
| <u>1-10-LAC 47</u> | (13:38) (No Huddle, Shotgun) P.Rivers pass short middle to V.Green to TEN 44 for 9 yards (W.Woodyard). | |
| 2-1-TEN 44 | (13:03) (No Huddle, Shotgun) M.Gordon left end pushed ob at TEN 39 for 5 yards (M.Butler). | R2 |
| <u>1-10-TEN 39</u> | (12:32) (No Huddle) M.Gordon right guard to TEN 41 for -2 yards (R.Evans, L.Ryan). | |
| 2-12-TEN 41 | (11:54) P.Rivers pass incomplete deep left to K.Allen (L.Ryan). | |
| 3-12-TEN 41 | (11:48) (Shotgun) P.Rivers pass short left to A.Ekeler to TEN 31 for 10 yards (A.Hooker). | |
| 4-2-TEN 31 | (11:01) (Shotgun) P.Rivers pass incomplete short left to H.Henry (K.Byard). | |

Tennessee Titans at 10:56

| | | |
|--------------------|--|----|
| 1-10-TEN 31 | (10:56) R.Tannehill pass deep right to J.Smith to LAC 45 for 24 yards (T.Davis; R.Jenkins). | P1 |
| <u>1-10-LAC 45</u> | (10:15) R.Tannehill FUMBLES (Aborted) at LAC 45, and recovers at LAC 46. R.Tannehill to LAC 46 for no gain (R.Teamer). | |
| 2-11-LAC 46 | (9:47) (Shotgun) R.Tannehill pass short middle to J.Smith to LAC 42 for 4 yards (T.Davis; R.Teamer). | |
| | PENALTY on TEN, Illegal Shift, 5 yards, enforced at LAC 46 - No Play. | |
| 2-16-TEN 49 | (9:29) (Shotgun) R.Tannehill pass short middle to A.Humphries to LAC 45 for 6 yards (D.Perryman). | |
| 3-10-LAC 45 | (8:58) (Shotgun) R.Tannehill pass short left to C.Davis to LAC 43 for 2 yards (J.Watkins). | |
| 4-8-LAC 43 | (8:18) (Punt formation) B.Kern pass short left to K.Byard to LAC 32 for 11 yards (J.Brown). | P2 |
| | Timeout #1 by TEN at 07:30. | |
| <u>1-10-LAC 32</u> | (7:30) (Shotgun) D.Henry left guard to LAC 26 for 6 yards (D.Square; C.Hayward). | |
| 2-4-LAC 26 | (6:51) D.Henry right end to LAC 27 for -1 yards (U.Nwosu). | |
| 3-5-LAC 27 | (6:12) (Shotgun) R.Tannehill pass incomplete short right to A.Brown (M.Davis). | |
| 4-5-LAC 27 | (6:06) (Field Goal formation) C.Parkey 45 yard field goal is GOOD, Center-B.Brinkley, Holder-B.Kern. | |

LAC 0 TEN 3, 9 plays, 42 yards, 4:54 drive, 8:58 elapsed

C.Parkey kicks 65 yards from TEN 35 to end zone, Touchback.

Los Angeles Chargers at 6:02

| | | |
|--------------------|---|----|
| 1-10-LAC 25 | (6:02) (Shotgun) M.Gordon left end to LAC 31 for 6 yards (M.Butler, W.Woodyard). | |
| 2-4-LAC 31 | (5:29) (No Huddle, Shotgun) M.Gordon right tackle to LAC 37 for 6 yards (L.Ryan). FUMBLES (L.Ryan), and recovers at LAC 37. M.Gordon to LAC 37 for no gain (K.Corra). | R3 |
| <u>1-10-LAC 37</u> | (4:39) (Shotgun) P.Rivers pass incomplete short left to M.Williams. | |
| 2-10-LAC 37 | (4:35) (Shotgun) P.Rivers pass short right to A.Ekeler to 50 for 13 yards (A.Jackson, W.Woodyard). | P4 |
| <u>1-10-50</u> | (3:48) (No Huddle, Shotgun) P.Rivers pass short middle to K.Allen to TEN 37 for 13 yards (K.Byard). | P5 |
| <u>1-10-TEN 37</u> | (3:08) (No Huddle, Shotgun) P.Rivers pass incomplete deep left to H.Henry. | |
| | PENALTY on TEN-M.Butler, Face Mask (15 Yards), 15 yards, enforced at TEN 37 - No Play. | X6 |
| | Penalty on TEN-K.Vaccaro, Defensive Holding, declined. | |
| <u>1-10-TEN 22</u> | (3:02) M.Gordon right tackle to TEN 23 for -1 yards (J.Simmons, H.Landry). | |
| 2-11-TEN 23 | (2:20) (Shotgun) P.Rivers pass short middle to M.Gordon to TEN 27 for -4 yards (D.Long). | |
| 3-15-TEN 27 | (1:34) (Shotgun) P.Rivers pass short middle to K.Allen to TEN 11 for 16 yards (L.Ryan). | P7 |
| <u>1-10-TEN 11</u> | (:55) (Shotgun) A.Ekeler left end to TEN 11 for no gain (W.Woodyard, M.Butler). | |
| 2-10-TEN 11 | (:16) (Shotgun) P.Rivers pass incomplete short left to M.Williams. | |
| 3-10-TEN 11 | (:12) (Shotgun) P.Rivers pass incomplete short left to M.Gordon (M.Butler) [C.Wake]. | |
| 4-10-TEN 11 | (:07) (Field Goal formation) C.McLaughlin 29 yard field goal is GOOD, Center-C.Mazza, Holder-T.Long. | |

LAC 3 TEN 3, 12 plays, 64 yards, 1 penalty, 6:00 drive, 14:58 elapsed

C.McLaughlin kicks 67 yards from LAC 35 to TEN -2. D.Jennings to TEN 21 for 23 yards (D.Watt).

END OF QUARTER

| | Score | Time Poss | First Downs | | | | Efficiencies | |
|----------------------|-------|-----------|-------------|---|---|---|--------------|--------|
| | | | R | P | X | T | 3 Down | 4 Down |
| Los Angeles Chargers | 3 | 10:04 | 2 | 4 | 1 | 7 | 2/4 | 0/1 |
| Tennessee Titans | 3 | 4:56 | 0 | 2 | 0 | 2 | 0/2 | 1/1 |

Play By Play

Second Quarter

10/20/2019

Tennessee Titans continued.

Tennessee Titans Q1-00:02, (1st play from scrimmage 15:00)

| | | |
|--------------------|--|----|
| 1-10-TEN 21 | (15:00) D.Henry up the middle to TEN 26 for 5 yards (U.Nwosu). | |
| 2-5-TEN 26 | (14:26) R.Tannehill pass short left to C.Davis to TEN 37 for 11 yards (C.Hayward) [D.Square]. LAC-C.Hayward was injured during the play. His return is Questionable. | P3 |
| <u>1-10-TEN 37</u> | (13:57) D.Henry right end to TEN 39 for 2 yards (D.Perryman). | |
| 2-8-TEN 39 | (13:20) R.Tannehill pass deep left to C.Davis ran ob at LAC 45 for 16 yards (M.Davis). | P4 |
| <u>1-10-LAC 45</u> | (12:50) D.Henry up the middle to LAC 42 for 3 yards (C.Broughton, M.Davis). | |
| 2-7-LAC 42 | (12:10) (Shotgun) D.Lewis up the middle to LAC 40 for 2 yards (U.Nwosu). | |
| 3-5-LAC 40 | (11:31) (Shotgun) R.Tannehill pass incomplete short right. | |
| 4-5-LAC 40 | (11:24) (Punt formation) B.Kern punts 34 yards to LAC 6, Center-B.Brinkley, out of bounds. | |

Los Angeles Chargers at 11:15

| | | |
|--------------------|--|-----|
| 1-10-LAC 6 | (11:15) (Shotgun) M.Gordon right tackle to LAC 12 for 6 yards (J.Simmons). | |
| 2-4-LAC 12 | (10:38) (Shotgun) M.Gordon left guard to LAC 13 for 1 yard (H.Landry). | |
| 3-3-LAC 13 | (9:58) (Shotgun) P.Rivers pass deep right to K.Allen ran ob at LAC 30 for 17 yards. | P8 |
| <u>1-10-LAC 30</u> | (9:37) A.Ekeler right end to LAC 31 for 1 yard (L.Ryan, R.Gilbert). | |
| 2-9-LAC 31 | (9:01) (Shotgun) P.Rivers pass incomplete deep right to M.Williams [R.Gilbert]. LAC-F.Lamp was injured during the play. His return is Questionable. Los Angeles Chargers challenged the incomplete pass ruling, and the play was REVERSED. (Shotgun) P.Rivers pass deep right to M.Williams ran ob at TEN 48 for 21 yards [R.Gilbert]. | P9 |
| <u>1-10-TEN 48</u> | (8:47) (Shotgun) P.Rivers pass short right to A.Ekeler to TEN 33 for 15 yards (W.Woodyard; M.Butler). | P10 |
| <u>1-10-TEN 33</u> | (8:03) A.Ekeler left end to TEN 30 for 3 yards (K.Vaccaro). | |
| 2-7-TEN 30 | (7:19) (Shotgun) P.Rivers pass short right to A.Ekeler to TEN 25 for 5 yards (R.Evans). | |
| 3-2-TEN 25 | (6:33) (Shotgun) P.Rivers pass short left to H.Henry to TEN 18 for 7 yards (R.Evans). | P11 |
| <u>1-10-TEN 18</u> | (5:48) M.Gordon right tackle to TEN 18 for no gain (K.Byard, R.Gilbert). | |
| 2-10-TEN 18 | (5:10) (Shotgun) P.Rivers pass short right to K.Allen ran ob at TEN 3 for 15 yards. Tennessee challenged the pass completion ruling, and the play was Upheld. The ruling on the field stands. (Timeout #2.) | P12 |
| <u>1-3-TEN 3</u> | (4:52) (Shotgun) M.Gordon left guard to TEN 3 for no gain (D.Jones). | |
| 2-3-TEN 3 | (4:12) (Shotgun) M.Gordon up the middle to TEN 1 for 2 yards (R.Evans, K.Byard). TEN-R.Evans was injured during the play. His return is Questionable. | |
| 3-1-TEN 1 | (3:43) P.Rivers pass short left to M.Gordon for 1 yard, TOUCHDOWN. C.McLaughlin extra point is GOOD, Center-C.Mazza, Holder-T.Long. | P13 |

LAC 10 TEN 3, 14 plays, 94 yards, 7:37 drive, 11:22 elapsed

C.McLaughlin kicks 65 yards from LAC 35 to TEN 0. D.Jennings to TEN 24 for 24 yards (J.Moore; D.Watt).

PENALTY on TEN-D.Bates, Offensive Holding, 10 yards, enforced at TEN 24.

Tennessee Titans at 3:38, (1st play from scrimmage 3:32)

| | | |
|--------------------|--|----|
| 1-10-TEN 14 | (3:32) R.Tannehill pass short right to A.Brown to TEN 30 for 16 yards (R.Jenkins). | P5 |
| <u>1-10-TEN 30</u> | (2:54) D.Henry right tackle to TEN 32 for 2 yards (M.Davis, J.Bosa). | |
| 2-8-TEN 32 | (2:18) R.Tannehill pass short middle to A.Brown to TEN 47 for 15 yards (T.Davis). | P6 |

Two-Minute Warning

| | | |
|--------------------|--|-----|
| <u>1-10-TEN 47</u> | (2:00) R.Tannehill pass short left to D.Henry to LAC 35 for 18 yards (J.Bosa). | P7 |
| <u>1-10-LAC 35</u> | (1:34) (No Huddle, Shotgun) D.Henry up the middle to LAC 23 for 12 yards (R.Teamer, R.Jenkins). | R8 |
| <u>1-10-LAC 23</u> | (1:13) (No Huddle, Shotgun) D.Henry right tackle to LAC 19 for 4 yards (U.Nwosu; T.Davis). | |
| 2-6-LAC 19 | (:51) (Shotgun) R.Tannehill pass short left to A.Brown to LAC 8 for 11 yards (M.Davis). LAC-T.Davis was injured during the play. His return is Questionable. Timeout #1 by LAC at 00:27. | P9 |
| <u>1-8-LAC 8</u> | (:27) (Shotgun) R.Tannehill pass short middle to C.Davis for 8 yards, TOUCHDOWN. PENALTY on LAC-D.Perryman, Unnecessary Roughness, 15 yards, enforced between downs. C.Parkey extra point is GOOD, Center-B.Brinkley, Holder-B.Kern. | P10 |

LAC 10 TEN 10, 8 plays, 86 yards, 3:15 drive, 14:37 elapsed

C.Parkey kicks 39 yards from 50 to LAC 11. D.King to LAC 19 for 8 yards (T.Smith; K.Vaccaro).

Los Angeles Chargers at 0:23, (1st play from scrimmage 0:15)

| | | |
|-------------|--|--|
| 1-10-LAC 19 | (:15) (Shotgun) M.Gordon up the middle to LAC 22 for 3 yards (D.Jones; R.Gilbert). | |
|-------------|--|--|

| Los Angeles Chargers vs Tennessee Titans at Nissan Stadium | | | | | | | | |
|--|-------|------|-------------|---|---|---|--------------|--------|
| END OF QUARTER | Score | Time | First Downs | | | | Efficiencies | |
| | | Poss | R | P | X | T | 3 Down | 4 Down |
| Los Angeles Chargers | 10 | 8:00 | 0 | 6 | 0 | 6 | 3/3 | 0/0 |
| Tennessee Titans | 10 | 7:00 | 1 | 7 | 0 | 8 | 0/1 | 0/0 |

Third Quarter

10/20/2019

Play By Play

TEN elects to Receive, and LAC elects to defend the South goal.

C.McLaughlin kicks 70 yards from LAC 35 to TEN -5. D.Jennings to TEN 17 for 22 yards (E.Egbule).

Tennessee Titans at 15:00, (1st play from scrimmage 14:53)

| | | |
|--------------------|---|-----|
| 1-10-TEN 17 | (14:53) D.Henry left guard to TEN 19 for 2 yards (R.Teamer). | |
| 2-8-TEN 19 | (14:09) (Shotgun) R.Tannehill sacked at TEN 12 for -7 yards (J.Bosa). FUMBLES (J.Bosa) [J.Bosa], recovered by TEN-R.Saffold at TEN 13. R.Saffold to TEN 13 for no gain (U.Nwosu). | |
| 3-14-TEN 13 | (13:21) (Shotgun) R.Tannehill pass short middle to J.Smith to TEN 48 for 35 yards (D.King; M.Davis). | P11 |
| <u>1-10-TEN 48</u> | (12:34) PENALTY on LAC-D.Square, Neutral Zone Infraction, 5 yards, enforced at TEN 48 - No Play. | |
| 1-5-LAC 47 | (12:20) R.Tannehill pass incomplete short left to T.Sharpe. | |
| 2-5-LAC 47 | (12:15) (Shotgun) D.Henry left guard to LAC 44 for 3 yards (T.McGill). | |
| | PENALTY on TEN-J.Smith, Offensive Holding, 10 yards, enforced at LAC 47 - No Play. | |
| 2-15-TEN 43 | (11:54) (Shotgun) R.Tannehill pass short right to A.Humphries to LAC 48 for 9 yards (D.King). | |
| 3-6-LAC 48 | (11:11) (Shotgun) R.Tannehill sacked at TEN 41 for -11 yards (J.Bosa). | |
| 4-17-TEN 41 | (10:27) (Punt formation) B.Kern punts 50 yards to LAC 9, Center-B.Brinkley, fair catch by T.Pope. | |

Los Angeles Chargers at 10:17

| | | |
|------------|--|--|
| 1-10-LAC 9 | (10:17) (Shotgun) P.Rivers sacked at LAC 6 for -3 yards (J.Simmons). | |
| 2-13-LAC 6 | (9:36) A.Ekeler right tackle to LAC 7 for 1 yard (R.Evans, K.Correa). | |
| 3-12-LAC 7 | (8:50) (Shotgun) P.Rivers pass incomplete deep right to K.Allen. | |
| 4-12-LAC 7 | (8:44) (Punt formation) T.Long punts 58 yards to TEN 35, Center-C.Mazza. A.Humphries to TEN 49 for 14 yards (G.Davis). | |

Tennessee Titans at 8:32

| | | |
|--------------------|--|-----|
| 1-10-TEN 49 | (8:32) D.Henry left tackle to LAC 45 for 6 yards (T.Davis, I.Rochell). | |
| 2-4-LAC 45 | (7:59) D.Henry right guard to LAC 40 for 5 yards (T.Davis). | R12 |
| <u>1-10-LAC 40</u> | (7:17) R.Tannehill pass short left intended for A.Brown INTERCEPTED by R.Teamer (U.Nwosu) [U.Nwosu] at LAC 38. R.Teamer to LAC 41 for 3 yards (A.Brown). | |

Los Angeles Chargers at 7:10

| | | |
|--------------------|--|-----|
| 1-10-LAC 41 | (7:10) M.Gordon right end to LAC 43 for 2 yards (A.Jackson). | |
| 2-8-LAC 43 | (6:33) (No Huddle, Shotgun) P.Rivers pass incomplete short right [H.Landry]. | |
| 3-8-LAC 43 | (6:28) (Shotgun) P.Rivers pass incomplete short right to H.Henry. | |
| | PENALTY on TEN-A.Jackson, Defensive Holding, 5 yards, enforced at LAC 43 - No Play. | X14 |
| | Penalty on TEN-A.Jackson, Illegal Use of Hands, declined. | |
| <u>1-10-LAC 48</u> | (6:23) M.Gordon up the middle to 50 for 2 yards (R.Evans, K.Correa). | |
| 2-8-50 | (5:44) P.Rivers pass incomplete short left to K.Allen. | |
| 3-8-50 | (5:38) (Shotgun) P.Rivers pass incomplete deep left to K.Allen [H.Landry]. | |
| 4-8-50 | (5:32) (Punt formation) T.Long punts 35 yards to TEN 15, Center-C.Mazza, downed by LAC-T.Pope. | |

Tennessee Titans at 5:20

| | | |
|--------------------|---|-----|
| 1-10-TEN 15 | (5:20) R.Tannehill pass incomplete short right to D.Lewis (D.Square) [J.Bosa]. | |
| 2-10-TEN 15 | (5:12) (Shotgun) R.Tannehill pass short left to T.Sharpe pushed ob at TEN 29 for 14 yards (M.Davis). | P13 |
| <u>1-10-TEN 29</u> | (4:46) D.Henry left tackle to TEN 30 for 1 yard (U.Nwosu). | |
| 2-9-TEN 30 | (4:10) (Shotgun) R.Tannehill pass short right to A.Humphries to TEN 41 for 11 yards (R.Teamer, D.King). | P14 |
| <u>1-10-TEN 41</u> | (3:28) D.Henry up the middle to TEN 47 for 6 yards (C.Broughton, R.Jenkins). | |
| 2-4-TEN 47 | (2:47) D.Henry left tackle to TEN 49 for 2 yards (C.Broughton, D.Perryman). | |
| 3-2-TEN 49 | (2:03) R.Tannehill up the middle to LAC 49 for 2 yards (C.Broughton; I.Rochell). | R15 |
| <u>1-10-LAC 49</u> | (1:26) R.Tannehill pass short right to A.Firkser to LAC 22 for 27 yards (E.Egbule). | P16 |
| <u>1-10-LAC 22</u> | (:41) D.Henry right end to LAC 18 for 4 yards (E.Egbule). | |

END OF QUARTER

| | Score | Time Poss | First Downs | | | | Efficiencies | |
|----------------------|-------|-----------|-------------|---|---|---|--------------|--------|
| | | | R | P | X | T | 3 Down | 4 Down |
| Los Angeles Chargers | 10 | 3:35 | 0 | 0 | 1 | 1 | 0/2 | 0/0 |
| Tennessee Titans | 10 | 11:25 | 2 | 4 | 0 | 6 | 2/3 | 0/0 |

Tennessee Titans continued.

| | | |
|---|---|-----|
| 2-6-LAC 18 | (15:00) PENALTY on TEN-D.Kelly, False Start, 5 yards, enforced at LAC 18 - No Play. | |
| 2-11-LAC 23 | (14:59) (Shotgun) R.Tannehill pass incomplete short middle to C.Davis. | |
| 3-11-LAC 23 | (14:55) (Shotgun) R.Tannehill pass short middle to A.Humphries to LAC 9 for 14 yards (D.Tranquill, M.Davis). LAC-U.Nwosu was injured during the play. His return is Questionable. | P17 |
| <u>1-9-LAC 9</u> | (14:20) D.Henry right guard to LAC 10 for -1 yards (D.Perryman, I.Rochell). | |
| 2-10-LAC 10 | (13:45) (Shotgun) R.Tannehill pass short right to J.Smith to LAC 5 for 5 yards (C.Hayward). LAC-D.Perryman was injured during the play. His return is Questionable. | |
| 3-5-LAC 5 | (13:16) (Shotgun) R.Tannehill pass short middle to T.Sharpe for 5 yards, TOUCHDOWN. | P18 |
| C.Parkey extra point is No Good, Hit Right Upright, Center-B.Brinkley, Holder-B.Kern. | | |

LAC 10 TEN 16, 14 plays, 85 yards, 7:09 drive, 1:49 elapsed

C.Parkey kicks 65 yards from TEN 35 to end zone, Touchback.

Los Angeles Chargers at 13:11

| | | |
|--------------------|--|-----|
| 1-10-LAC 25 | (13:11) P.Rivers pass deep left to H.Henry pushed ob at LAC 48 for 23 yards (K.Vaccaro). | P15 |
| <u>1-10-LAC 48</u> | (12:32) P.Rivers pass short right to H.Henry to TEN 29 for 23 yards (K.Byard, K.Vaccaro). | P16 |
| <u>1-10-TEN 29</u> | (11:49) (No Huddle, Shotgun) A.Ekeler left tackle to TEN 27 for 2 yards (H.Landry). | |
| 2-8-TEN 27 | (11:12) P.Rivers pass incomplete deep right to K.Allen. | |
| 3-8-TEN 27 | (11:05) (Shotgun) P.Rivers pass incomplete deep left to H.Henry. | |
| 4-8-TEN 27 | (11:00) (Field Goal formation) PENALTY on LAC-T.Pipkins, False Start, 5 yards, enforced at TEN 27 - No Play. | |
| 4-13-TEN 32 | (10:59) (Field Goal formation) C.McLaughlin 50 yard field goal is GOOD, Center-C.Mazza, Holder-T.Long. | |

LAC 13 TEN 16, 6 plays, 43 yards, 2:16 drive, 4:05 elapsed

C.McLaughlin kicks 65 yards from LAC 35 to end zone, Touchback.

Tennessee Titans at 10:55

| | | |
|---|---|-----|
| 1-10-TEN 25 | (10:55) D.Henry up the middle to TEN 29 for 4 yards (R.Teamer). | |
| 2-6-TEN 29 | (10:19) R.Tannehill pass short right to C.Davis to TEN 34 for 5 yards (C.Hayward). | |
| 3-1-TEN 34 | (9:35) (Shotgun) R.Tannehill pass short middle to C.Davis to LAC 28 for 38 yards (R.Jenkins). | P19 |
| <u>1-10-LAC 28</u> | (8:46) R.Tannehill scrambles right guard to LAC 22 for 6 yards (D.Perryman). | |
| 2-4-LAC 22 | (8:01) D.Henry right guard to LAC 14 for 8 yards (R.Jenkins, T.McGill). | R20 |
| <u>1-10-LAC 14</u> | (7:23) D.Henry right guard to LAC 11 for 3 yards (D.Square, D.Perryman). | |
| 2-7-LAC 11 | (6:45) D.Henry left end for 11 yards, TOUCHDOWN. | R21 |
| C.Parkey extra point is GOOD, Center-B.Brinkley, Holder-B.Kern. | | |

LAC 13 TEN 23, 7 plays, 75 yards, 4:16 drive, 8:21 elapsed

C.Parkey kicks 65 yards from TEN 35 to end zone, Touchback.

Los Angeles Chargers at 6:39

| | | |
|--|---|-----|
| 1-10-LAC 25 | (6:39) (Shotgun) P.Rivers pass short left to M.Williams to LAC 35 for 10 yards (L.Ryan; M.Butler). | P17 |
| <u>1-10-LAC 35</u> | (6:09) (No Huddle, Shotgun) P.Rivers pass short middle to H.Henry to LAC 46 for 11 yards (R.Evans). | P18 |
| <u>1-10-LAC 46</u> | (5:39) (No Huddle, Shotgun) P.Rivers pass short right to H.Henry to TEN 41 for 13 yards (R.Evans). | P19 |
| <u>1-10-TEN 41</u> | (5:16) (No Huddle, Shotgun) P.Rivers pass deep right to A.Ekeler for 41 yards, TOUCHDOWN. | P20 |
| C.McLaughlin extra point is GOOD, Center-C.Mazza, Holder-T.Long. | | |

LAC 20 TEN 23, 4 plays, 75 yards, 1:30 drive, 9:51 elapsed

C.McLaughlin kicks 65 yards from LAC 35 to end zone, Touchback.

Tennessee Titans at 5:09

| | | |
|-----------------------------|--|-----|
| 1-10-TEN 25 | (5:09) R.Tannehill pass short middle to A.Brown to TEN 30 for 5 yards (D.Perryman). | |
| 2-5-TEN 30 | (4:23) D.Henry up the middle to TEN 31 for 1 yard (D.Perryman). | |
| 3-4-TEN 31 | (3:39) (Shotgun) R.Tannehill pass short left to A.Brown to TEN 42 for 11 yards (R.Teamer). | P22 |
| Timeout #1 by LAC at 03:32. | | |
| <u>1-10-TEN 42</u> | (3:32) D.Henry up the middle to TEN 47 for 5 yards (K.White; J.Bosa). | |
| Timeout #2 by LAC at 03:27. | | |
| 2-5-TEN 47 | (3:27) A.Brown right end to TEN 45 for -2 yards (T.Davis). | |
| Timeout #3 by LAC at 03:22. | | |
| 3-7-TEN 45 | (3:22) (Shotgun) R.Tannehill pass short middle to A.Brown to LAC 49 for 6 yards (C.Hayward). | |
| 4-1-LAC 49 | (2:39) R.Tannehill up the middle to LAC 49 for no gain (J.Bosa). | |

Los Angeles Chargers vs Tennessee Titans at Nissan Stadium

Los Angeles Chargers at 2:35

- 1-10-LAC 49 (2:35) (Shotgun) P.Rivers pass incomplete short right to A.Ekeler.
- 2-10-LAC 49 (2:30) (No Huddle, Shotgun) P.Rivers pass short middle to M.Williams to TEN 45 for 6 yards (L.Ryan).

Two-Minute Warning

- 3-4-TEN 45 (2:00) (Shotgun) P.Rivers pass short right to M.Williams to TEN 35 for 10 yards (M.Butler). P21
- 1-10-TEN 35 (1:24) (No Huddle, Shotgun) P.Rivers pass short left to A.Ekeler to TEN 16 for 19 yards (K.Byard). P22
- 1-10-TEN 16 (:49) (No Huddle, Shotgun) P.Rivers pass incomplete deep right to K.Allen (L.Ryan).
- 2-10-TEN 16 (:44) (Shotgun) P.Rivers pass short middle to A.Ekeler for 16 yards, TOUCHDOWN. P23
The Replay Official reviewed the runner broke the plane ruling, and the play was REVERSED.
(Shotgun) P.Rivers pass short middle to A.Ekeler to TEN 1 for 15 yards (K.Vaccaro; L.Ryan).
Timeout #1 by TEN at 00:39.
- 1-1-TEN 1 (:39) PENALTY on LAC-D.Feeney, False Start, 4 yards, enforced at TEN 1 - No Play.
- 1-5-TEN 5 (:39) (Shotgun) P.Rivers pass incomplete short left to M.Williams (M.Butler).
PENALTY on TEN-M.Butler, Defensive Pass Interference, 4 yards, enforced at TEN 5 - No Play. X24
- 1-1-TEN 1 (:34) (Shotgun) M.Gordon right tackle for 1 yard, TOUCHDOWN.
The Replay Official reviewed the runner broke the plane ruling, and the play was REVERSED.
(Shotgun) M.Gordon right tackle to TEN 1 for no gain (J.Simmons, R.Evans).
- 2-1-TEN 1 (:19) M.Gordon right guard to TEN 1 for no gain (W.Woodyard).
The Replay Official reviewed the runner was down by contact ruling, and the play was REVERSED.
M.Gordon right guard to TEN 1 for no gain (W.Woodyard). FUMBLES (W.Woodyard), RECOVERED by TEN-J.Casey at TEN 0. Touchback.

Tennessee Titans at 0:15

- 1-10-TEN 20 (:15) R.Tannehill kneels to TEN 19 for -1 yards.

END OF QUARTER

| | Score | Time Poss | First Downs | | | | Efficiencies | |
|----------------------|-------|--------------|-------------|---|---|----|--------------|--------|
| | | | R | P | X | T | 3 Down | 4 Down |
| Los Angeles Chargers | 20 | 6:06 | 0 | 9 | 1 | 10 | 1/2 | 0/0 |
| Tennessee Titans | 23 | 8:54 | 2 | 4 | 0 | 6 | 4/5 | 0/1 |

Miscellaneous Statistics Report

Los Angeles Chargers vs Tennessee Titans
10/20/2019 at Nissan Stadium

Ten Longest Plays for Los Angeles Chargers

| Yards | Qtr | Play Start | Play Description |
|-------|-----|-------------|--|
| 41 | 4 | 1-10-TEN 41 | (5:16) (No Huddle, Shotgun) P.Rivers pass deep right to A.Ekeler for 41 yards, TOUCHDOWN. |
| 23 | 4 | 1-10-LAC 25 | (13:11) P.Rivers pass deep left to H.Henry pushed ob at LAC 48 for 23 yards (K.Vaccaro). |
| 23 | 4 | 1-10-LAC 48 | (12:32) P.Rivers pass short right to H.Henry to TEN 29 for 23 yards (K.Byard, K.Vaccaro). |
| 21 | 2 | 2-9-LAC 31 | (9:01) (Shotgun) P.Rivers pass incomplete deep right to M.Williams [R.Gilbert]. LAC-F.Lamp was injured during the play. His return is Questionable. Los Angeles Chargers challenged the incomplete pass ruling, and the play was REVERSED. (Shotgun) P.Rivers pass deep right to M.Williams ran ob at TEN 48 for 21 yards [R.Gilbert]. |
| 20 | 1 | 3-8-LAC 27 | (14:12) (Shotgun) P.Rivers pass deep right to H.Henry to LAC 47 for 20 yards (K.Byard). |
| 19 | 4 | 1-10-TEN 35 | (1:24) (No Huddle, Shotgun) P.Rivers pass short left to A.Ekeler to TEN 16 for 19 yards (K.Byard). |
| 17 | 2 | 3-3-LAC 13 | (9:58) (Shotgun) P.Rivers pass deep right to K.Allen ran ob at LAC 30 for 17 yards. |
| 16 | 1 | 3-15-TEN 27 | (1:34) (Shotgun) P.Rivers pass short middle to K.Allen to TEN 11 for 16 yards (L.Ryan). |
| 15 | 2 | 1-10-TEN 48 | (8:47) (Shotgun) P.Rivers pass short right to A.Ekeler to TEN 33 for 15 yards (W.Woodyard; M.Butler). |
| 15 | 2 | 2-10-TEN 18 | (5:10) (Shotgun) P.Rivers pass short right to K.Allen ran ob at TEN 3 for 15 yards. Tennessee challenged the pass completion ruling, and the play was Upheld. The ruling on the field stands. (Timeout #2.) |

Ten Longest Plays for Tennessee Titans

| Yards | Qtr | Play Start | Play Description |
|-------|-----|-------------|--|
| 38 | 4 | 3-1-TEN 34 | (9:35) (Shotgun) R.Tannehill pass short middle to C.Davis to LAC 28 for 38 yards (R.Jenkins). |
| 35 | 3 | 3-14-TEN 13 | (13:21) (Shotgun) R.Tannehill pass short middle to J.Smith to TEN 48 for 35 yards (D.King; M.Davis). |
| 27 | 3 | 1-10-LAC 49 | (1:26) R.Tannehill pass short right to A.Firkser to LAC 22 for 27 yards (E.Egbule). |
| 24 | 1 | 1-10-TEN 31 | (10:56) R.Tannehill pass deep right to J.Smith to LAC 45 for 24 yards (T.Davis; R.Jenkins). |
| 18 | 2 | 1-10-TEN 47 | (2:00) R.Tannehill pass short left to D.Henry to LAC 35 for 18 yards (J.Bosa). |
| 16 | 2 | 2-8-TEN 39 | (13:20) R.Tannehill pass deep left to C.Davis ran ob at LAC 45 for 16 yards (M.Davis). |
| 16 | 2 | 1-10-TEN 14 | (3:32) R.Tannehill pass short right to A.Brown to TEN 30 for 16 yards (R.Jenkins). |
| 15 | 2 | 2-8-TEN 32 | (2:18) R.Tannehill pass short middle to A.Brown to TEN 47 for 15 yards (T.Davis). |
| 14 | 3 | 2-10-TEN 15 | (5:12) (Shotgun) R.Tannehill pass short left to T.Sharpe pushed ob at TEN 29 for 14 yards (M.Davis). |
| 14 | 4 | 3-11-LAC 23 | (14:55) (Shotgun) R.Tannehill pass short middle to A.Humphries to LAC 9 for 14 yards (D.Tranquill, M.Davis). LAC-U.Nwosu |

Touchdown Scoring Information

| | | Offense | Defense | Special Teams |
|---------|----------------------|---------|---------|---------------|
| VISITOR | Los Angeles Chargers | 2 | 0 | 0 |
| HOME | Tennessee Titans | 3 | 0 | 0 |

Player Scoring Information

| Club | Player | TD | Rush TD | Rec TD | KO TD | Punt TD | Int TD | Fum TD | Misc TD | FG | XP | 2Pt Rush | 2Pt Rec | Sfty | Points |
|------|--------------|----|---------|--------|-------|---------|--------|--------|---------|----|----|----------|---------|------|--------|
| LAC | C.McLaughlin | 0 | 0 | 0 | 0 | 0 | 0 | 0 | 0 | 2 | 2 | 0 | 0 | 0 | 8 |
| LAC | A.Ekeler | 0 | 0 | 1 | 0 | 0 | 0 | 0 | 0 | 0 | 0 | 0 | 0 | 0 | 6 |
| LAC | M.Gordon | 0 | 0 | 1 | 0 | 0 | 0 | 0 | 0 | 0 | 0 | 0 | 0 | 0 | 6 |
| TEN | D.Henry | 0 | 1 | 0 | 0 | 0 | 0 | 0 | 0 | 0 | 0 | 0 | 0 | 0 | 6 |
| TEN | C.Davis | 0 | 0 | 1 | 0 | 0 | 0 | 0 | 0 | 0 | 0 | 0 | 0 | 0 | 6 |
| TEN | T.Sharpe | 0 | 0 | 1 | 0 | 0 | 0 | 0 | 0 | 0 | 0 | 0 | 0 | 0 | 6 |
| TEN | C.Parkey | 0 | 0 | 0 | 0 | 0 | 0 | 0 | 0 | 1 | 2 | 0 | 0 | 0 | 5 |

Possession Detail

| | First Half | | Second Half | | Game | |
|-----------------------------|------------|------|-------------|------|---------|------|
| | Visitor | Home | Visitor | Home | Visitor | Home |
| Largest Lead | 7 | 3 | 0 | 10 | 7 | 10 |
| Drives Leading | 0 | 0 | 0 | 3 | 0 | 3 |
| Time of Possession Leading | 0:00 | 0:00 | 0:00 | 7:05 | 0:00 | 7:05 |
| Largest Deficit | -3 | -7 | -10 | 0 | -10 | -7 |
| Drives Trailing | 1 | 1 | 3 | 0 | 4 | 1 |
| Time of Possession Trailing | 6:00 | 3:15 | 6:06 | 0:00 | 12:06 | 3:15 |
| Times Score Tied Up | | 2 | | 0 | | 2 |
| Lead Changes | | 2 | | 1 | | 3 |

Playtime Percentage

Percent of playtime per player on offense, defense and special teams

| | | Los Angeles Chargers | | | | | | Tennessee Titans | | | | | | | |
|----------------|----|----------------------|------|---------|------|---------------|-----|------------------|----|---------|------|---------|------|---------------|-----|
| | | Offense | | Defense | | Special Teams | | | | Offense | | Defense | | Special Teams | |
| T Scott | T | 64 | 100% | | | 5 | 21% | T Lewan | T | 64 | 100% | | | 4 | 17% |
| S Tevi | T | 64 | 100% | | | 5 | 21% | R Saffold | G | 64 | 100% | | | 4 | 17% |
| D Feeney | G | 64 | 100% | | | 5 | 21% | B Jones | C | 64 | 100% | | | 3 | 12% |
| M Schofield | G | 64 | 100% | | | 5 | 21% | R Tannehill | QB | 64 | 100% | | | | |
| P Rivers | QB | 64 | 100% | | | | | D Kelly | T | 56 | 88% | | | 4 | 17% |
| M Williams | WR | 61 | 95% | | | | | J Smith | TE | 53 | 83% | | | 5 | 21% |
| K Allen | WR | 60 | 94% | | | | | J Douglas | G | 49 | 77% | | | 4 | 17% |
| H Henry | TE | 58 | 91% | | | | | D Henry | RB | 48 | 75% | | | | |
| S Quessenberry | C | 38 | 59% | | | 11 | 46% | C Davis | WR | 48 | 75% | | | | |
| A Ekeler | RB | 38 | 59% | | | 1 | 4% | A Brown | WR | 39 | 61% | | | | |
| M Gordon | RB | 34 | 53% | | | | | M Pruitt | TE | 32 | 50% | | | 18 | 75% |
| G Davis | WR | 28 | 44% | | | 12 | 50% | A Humphries | WR | 31 | 48% | | | 2 | 8% |
| F Lamp | G | 26 | 41% | | | | | T Sharpe | WR | 25 | 39% | | | | |
| A Patton | WR | 20 | 31% | | | | | D Lewis | RB | 17 | 27% | | | | |
| V Green | TE | 12 | 19% | | | 5 | 21% | A Firkser | TE | 15 | 23% | | | 7 | 29% |
| D Watt | FB | 5 | 8% | | | 17 | 71% | N Davis | G | 15 | 23% | | | 1 | 4% |
| L Kendricks | TE | 2 | 3% | | | | | J Conklin | T | 8 | 12% | | | 1 | 4% |
| T Pipkins | T | 1 | 2% | | | 5 | 21% | D Jennings | WR | 7 | 11% | | | 12 | 50% |
| R Groy | G | 1 | 2% | | | | | D Walker | TE | 5 | 8% | | | | |
| M Davis | CB | | | 64 | 100% | 4 | 17% | K Vaccaro | SS | | | 64 | 100% | 5 | 21% |
| R Jenkins | FS | | | 64 | 100% | 4 | 17% | K Byard | FS | | | 64 | 100% | 3 | 12% |
| R Teamer | CB | | | 64 | 100% | 2 | 8% | L Ryan | CB | | | 64 | 100% | 2 | 8% |
| C Hayward | CB | | | 59 | 92% | | | M Butler | CB | | | 63 | 98% | 1 | 4% |
| T Davis | LB | | | 53 | 83% | | | R Evans | LB | | | 62 | 97% | | |
| J Bosa | DE | | | 51 | 80% | | | H Landry | LB | | | 59 | 92% | | |
| D Square | NT | | | 47 | 73% | 4 | 17% | W Woodyard | LB | | | 57 | 89% | 3 | 12% |
| J Tillery | DT | | | 45 | 70% | 7 | 29% | J Casey | DT | | | 50 | 78% | | |
| D Perryman | LB | | | 44 | 69% | 3 | 12% | A Jackson | CB | | | 40 | 62% | | |
| D King | CB | | | 42 | 66% | 11 | 46% | D Jones | NT | | | 39 | 61% | 8 | 33% |
| U Nwosu | LB | | | 40 | 62% | | | R Gilbert | DE | | | 22 | 34% | 13 | 54% |
| I Rochell | DE | | | 33 | 52% | 14 | 58% | C Wake | DE | | | 22 | 34% | | |
| K White | LB | | | 22 | 34% | | | J Simmons | DT | | | 21 | 33% | 5 | 21% |
| D Tranquill | LB | | | 21 | 33% | 19 | 79% | L Sims | CB | | | 18 | 28% | 18 | 75% |
| C Broughton | DT | | | 18 | 28% | 4 | 17% | A Hooker | FS | | | 17 | 27% | 20 | 83% |
| E Egbule | LB | | | 13 | 20% | 13 | 54% | K Correa | LB | | | 15 | 23% | 13 | 54% |
| J Watkins | SS | | | 10 | 16% | 8 | 33% | D Long | LB | | | 9 | 14% | 12 | 50% |
| T McGill | DT | | | 9 | 14% | 1 | 4% | A Johnson | NT | | | 9 | 14% | 9 | 38% |
| B Facyson | CB | | | 5 | 8% | 19 | 79% | I Mack | DT | | | 9 | 14% | 6 | 25% |
| N Dzubnar | LB | | | | | 19 | 79% | D Cruikshank | SS | | | | | 20 | 83% |
| J Brown | LB | | | | | 15 | 62% | D Bates | LB | | | | | 20 | 83% |
| T Pope | RB | | | | | 13 | 54% | T Smith | CB | | | | | 18 | 75% |
| C McLaughlin | K | | | | | 10 | 42% | C Parkey | K | | | | | 9 | 38% |
| J Moore | WR | | | | | 9 | 38% | B Brinkley | LS | | | | | 7 | 29% |
| C Mazza | LS | | | | | 7 | 29% | B Kern | P | | | | | 7 | 29% |
| T Long | P | | | | | 7 | 29% | | | | | | | | |

TITANS WIN ANOTHER WILD ONE, THIS TIME 27- 23 OVER THE BUCCANEERS

**BY JIM WYATT
TITANS ONLINE
OCTOBER 27, 2019**

NASHVILLE – It was another heart-stopping finish at Nissan Stadium on Sunday.

And another Titans win.

Titans quarterback Ryan Tannehill threw three touchdown passes and the Titans defense got another big stop on defense late to record a 27-23 win over the Buccaneers.

The Titans took the lead with 6:55 left on an eight-yard touchdown pass from Tannehill to rookie receiver A.J. Brown, which capped a 12-play, 90-yard drive.

The Titans appeared to be on the verge of extending their lead, but punter Brett Kern was stopped short on a fourth-down run late on a fake punt try, and the Buccaneers got the ball back.

Then, with the Buccaneers facing a fourth-and-one at the Tennessee 32-yard line, Titans defensive lineman Jurrell Casey stuffed the Tampa Bay runner for a loss.

Later, cornerback Logan Ryan intercepted Buccaneers quarterback Jameis Winston with 18 seconds left to seal it.

The Titans improved to 4-4 with the win.

The Titans scored a pair of touchdowns early by forcing a pair of turnovers and led 17-15 at the half.

The Buccaneers took a 23-17 lead early in the third quarter, however, on a two-yard touchdown pass from Winston to receiver Mike Evans.

The Titans cut the lead to 23-20 on a 42-yard field goal by kicker Cody Parkey, who also made a 51-yard

kick in the first half, and that was the score after three quarters.

Then came the memorable finish.

The Titans took a 7-3 lead with 8:55 left in the first quarter on a five-yard touchdown pass from Tannehill to tight end Jonnu Smith. Moments earlier, Titans rookie defensive lineman Isaiah Mack recovered a mishandled snap by Winston at the 10-yard line.

Later in the first quarter, Tannehill connected with receiver Tajae Sharpe for a six-yard touchdown pass to give the Titans a 14-3 lead. The second score was set up by an interception by cornerback Malcolm Butler, who returned it to the Tampa Bay six-yard line.

The Buccaneers kicked three field goals in the first half, as Matt Gay made kicks of 22, 24 and 48 yards, along with a nine-yard touchdown pass from Winston to Evans.

The Titans travel to face the Carolina Panthers next Sunday.

###

Week 8

National Football League Game Summary

NFL Copyright © 2019 by The National Football League. All rights reserved. This summary and play-by-play is for the express purpose of assisting media in their coverage of the game; any other use of this material is prohibited without the written permission of the National Football League. Updated: 10/28/2019

Date: Sunday, 10/27/2019 Tampa Bay Buccaneers at Tennessee Titans Start Time: 12:02 PM Central
at Nissan Stadium, Nashville, TN

Game Day Weather

Game Weather: Cloudy Temp: 59° F (15.0° C) Humidity: 67%, Wind: NE 3 mph
Played Outdoors on Turf: Grass Outdoor Weather: Cloudy,

Officials

Referee: Hill, Adrian (29) Umpire: Ellison, Roy (81) Down Judge: Oliver, David (24)
Line Judge: Stewart, Mark (75) Field Judge: Clark, V. Land (130) Side Judge: Quirk, Jim (5)
Back Judge: Meyer, Greg (78) Replay Official: Weidner, Paul (0)

Lineups

| Tampa Bay Buccaneers | | | | Tennessee Titans | | | |
|----------------------|--------------|---------|-----------------|------------------|----------------|---------|--------------|
| Offense | | Defense | | Offense | | Defense | |
| WR | 13 M.Evans | DL | 93 N.Suh | WR | 84 C.Davis | DE | 98 J.Simmons |
| TE | 84 C.Brake | NT | 50 V.Vea | TE | 81 J.Smith | NT | 90 D.Jones |
| LT | 76 D.Smith | DL | 92 W.Gholston | LT | 77 T.Lewan | DT | 99 J.Casey |
| LG | 74 A.Marpet | OLB | 94 C.Nassib | LG | 76 R.Saffold | OLB | 93 R.Gilbert |
| C | 66 R.Jensen | ILB | 45 D.White | C | 60 B.Jones | ILB | 54 R.Evans |
| RG | 71 E.Watford | ILB | 54 L.David | RG | 64 N.Davis | ILB | 55 J.Brown |
| RT | 69 D.Dotson | OLB | 58 S.Barrett | RT | 78 J.Conklin | OLB | 58 H.Landry |
| TE | 82 A.Auclair | CB | 33 C.Davis | TE | 85 M.Pruitt | CB | 26 L.Ryan |
| WR | 12 C.Godwin | CB | 28 V.Hargreaves | WR | 19 T.Sharpe | SS | 24 K.Vaccaro |
| QB | 3 J.Winston | S | 39 A.Adams | QB | 17 R.Tannehill | FS | 31 K.Byard |
| RB | 25 P.Barber | S | 31 J.Whitehead | RB | 22 D.Henry | CB | 21 M.Butler |

Substitutions

P 8 B.Pinon, K 9 M.Gay, WR 10 S.Miller, WR 17 J.Watson, WR 19 B.Perriman,
RB 22 T.Logan, S 24 D.Stewart, CB 26 S.Bunting, RB 27 R.Jones, DB 29
R.Smith, S 34 M.Edwards, CB 35 J.Dean, RB 44 D.Ogunbowale, ILB 51
K.Minter, LB 52 N.Dawkins, DL 56 R.Nunez-Roches, T 72 J.Wells, TE 88
T.Hudson, DE 90 J.Pierre-Paul, DL 91 B.Allen, LS 97 Z.Triner, OLB 98 A.Nelson

Substitutions

K 3 C.Parkey, P 6 B.Kern, WR 10 A.Humphries, WR 11 A.Brown, WR 14
K.Raymond, CB 23 T.Smith, DB 29 D.Cruikshank, RB 33 D.Lewis, CB 36
L.Sims, DB 37 A.Hooker, OLB 44 K.Correa, RB 45 R.Smith, LS 48 B.Brinkley, LB
51 D.Long, LB 53 D.Bates, LB 59 W.Woodyard, T/G 71 D.Kelly, G 75
J.Douglas, TE 86 A.Firkser, OLB 91 C.Wake, DL 94 A.Johnson, DT 97 I.Mack

Did Not Play

QB 4 R.Griffin, T 70 J.Hawkins

Did Not Play

QB 8 M.Mariota, DB 20 K.Orr

Not Active

DB 36 M.Stewart, ILB 48 J.Cichy, C 60 N.Trewyn, G 65 A.Cappa, DL 79
P.O'Connor, TE 80 O.Howard, WR 83 A.Darboh

Not Active

WR 15 D.Jennings, CB 25 A.Jackson, CB 30 C.Milton, OLB 56 S.Finch, T 61
A.Stinnie, G/T 66 K.Pamphile, TE 82 De.Walker

Field Goals (made () & missed)

| M.Gay | | (22) | (48) | (24) | C.Parkey | | (51) | (42) | | |
|----------|----------------------|------|------|------|----------|----|------|------|----|-------|
| | | | | | 1 | 2 | 3 | 4 | OT | Total |
| VISITOR: | Tampa Bay Buccaneers | | | | 3 | 12 | 8 | 0 | 0 | 23 |
| HOME: | Tennessee Titans | | | | 14 | 3 | 3 | 7 | 0 | 27 |

Scoring Plays

| Team | Qtr | Time | Play Description (Extra Point) (Drive Info) | Visitor | Home |
|------------|-----|-------|--|---------|------|
| Buccaneers | 1 | 11:28 | M.Gay 22 yd. Field Goal (8-71, 3:32) | 3 | 0 |
| Titans | 1 | 8:55 | J.Smith 5 yd. pass from R.Tannehill (C.Parkey kick) (1-10, 0:03) | 3 | 7 |
| Titans | 1 | 0:24 | T.Sharpe 6 yd. pass from R.Tannehill (C.Parkey kick) (3-6, 0:15) | 3 | 14 |
| Buccaneers | 2 | 7:51 | M.Gay 48 yd. Field Goal (16-45, 7:33) | 6 | 14 |
| Buccaneers | 2 | 3:47 | M.Gay 24 yd. Field Goal (5-28, 2:15) | 9 | 14 |
| Titans | 2 | 1:09 | C.Parkey 51 yd. Field Goal (5-22, 2:38) | 9 | 17 |
| Buccaneers | 2 | 0:15 | M.Evans 9 yd. pass from J.Winston (pass failed) (8-75, 0:54) | 15 | 17 |
| Buccaneers | 3 | 11:11 | M.Evans 2 yd. pass from J.Winston (J.Winston-C.Godwin pass) (4-56, 1:49) | 23 | 17 |
| Titans | 3 | 0:37 | C.Parkey 42 yd. Field Goal (10-68, 4:43) | 23 | 20 |
| Titans | 4 | 6:55 | A.Brown 8 yd. pass from R.Tannehill (C.Parkey kick) (12-90, 6:54) | 23 | 27 |

Week 8

National Football League Game Summary

NFL Copyright © 2019 by The National Football League. All rights reserved. This summary and play-by-play is for the express purpose of assisting media in their coverage of the game; any other use of this material is prohibited without the written permission of the National Football League.

Updated: 10/28/2019

Paid Attendance: 62,073

Time: 3:22

Final Individual Statistics

Tampa Bay Buccaneers

| RUSHING | ATT | YDS | AVG | LG | TD |
|--------------|-----|-----|------|----|----|
| J.Winston | 8 | 53 | 6.6 | 20 | 0 |
| R.Jones | 11 | 35 | 3.2 | 7 | 0 |
| P.Barber | 10 | 20 | 2.0 | 5 | 0 |
| D.Ogunbowale | 1 | -2 | -2.0 | -2 | 0 |
| Total | 30 | 106 | 3.5 | 20 | 0 |

| PASSING | ATT | CMP | YDS | SK/YD | TD | LG | IN | RT |
|-----------|-----|-----|-----|-------|----|----|----|------|
| J.Winston | 43 | 21 | 301 | 3/18 | 2 | 46 | 2 | 68.1 |
| Total | 43 | 21 | 301 | 3/18 | 2 | 46 | 2 | 68.1 |

| PASS RECEIVING | TAR | REC | YDS | AVG | LG | TD |
|----------------|-----|-----|-----|------|----|----|
| M.Evans | 12 | 11 | 198 | 18.0 | 46 | 2 |
| C.Godwin | 8 | 4 | 43 | 10.8 | 12 | 0 |
| C.Brake | 6 | 3 | 32 | 10.7 | 12 | 0 |
| R.Jones | 4 | 1 | 17 | 17.0 | 17 | 0 |
| P.Barber | 3 | 1 | 8 | 8.0 | 8 | 0 |
| D.Ogunbowale | 3 | 1 | 3 | 3.0 | 3 | 0 |
| B.Perriman | 4 | 0 | 0 | 0.0 | 0 | 0 |
| S.Miller | 1 | 0 | 0 | 0.0 | 0 | 0 |
| T.Hudson | 1 | 0 | 0 | 0.0 | 0 | 0 |
| Total | 42 | 21 | 301 | 14.3 | 46 | 2 |

| INTERCEPTIONS | NO | YDS | AVG | LG | TD |
|---------------|----|-----|-----|----|----|
| Total | 0 | 0 | 0 | 0 | 0 |

| PUNTING | NO | YDS | AVG | NET | TB | IN20 | LG |
|----------|----|-----|------|------|----|------|----|
| B.Pinion | 3 | 129 | 43.0 | 43.0 | 0 | 2 | 50 |
| Total | 3 | 129 | 43.0 | 43.0 | 0 | 2 | 50 |

| PUNT RETURNS | NO | YDS | AVG | FC | LG | TD |
|-----------------|----|-----|------|----|----|----|
| T.Logan | 3 | 45 | 15.0 | 0 | 40 | 0 |
| V.Hargreaves | 0 | 0 | 0.0 | 1 | 0 | 0 |
| [OUT OF BOUNDS] | 1 | 0 | 0.0 | 0 | 0 | 0 |
| Total | 3 | 45 | 15.0 | 1 | 40 | 0 |

| KICKOFF RETURNS | NO | YDS | AVG | FC | LG | TD |
|-----------------|----|-----|------|----|----|----|
| T.Logan | 2 | 47 | 23.5 | 0 | 25 | 0 |
| [TOUCHBACK] | 4 | 0 | 0.0 | 0 | 0 | 0 |
| Total | 2 | 47 | 23.5 | 0 | 25 | 0 |

Tampa Bay Buccaneers

| FUMBLES | FUM | LOST | OWN-REC | YDS | TD | FORCED | OPP-REC | YDS | TD | OUT-BDS |
|--------------|-----|------|---------|-----|----|--------|---------|-----|----|---------|
| J.Winston | 3 | 2 | 1 | -6 | 0 | 0 | 0 | 0 | 0 | 0 |
| A.Adams | 0 | 0 | 0 | 0 | 0 | 1 | 0 | 0 | 0 | 0 |
| S.Barrett | 0 | 0 | 0 | 0 | 0 | 1 | 0 | 0 | 0 | 0 |
| V.Hargreaves | 0 | 0 | 0 | 0 | 0 | 0 | 1 | 2 | 0 | 0 |
| Total | 3 | 2 | 1 | -6 | 0 | 2 | 1 | 2 | 0 | 0 |

Tennessee Titans

| FUMBLES | FUM | LOST | OWN-REC | YDS | TD | FORCED | OPP-REC | YDS | TD | OUT-BDS |
|-------------|-----|------|---------|-----|----|--------|---------|-----|----|---------|
| D.Henry | 1 | 1 | 0 | 0 | 0 | 0 | 0 | 0 | 0 | 0 |
| R.Tannehill | 1 | 0 | 0 | 0 | 0 | 0 | 0 | 0 | 0 | 0 |
| J.Douglas | 0 | 0 | 1 | 0 | 0 | 0 | 0 | 0 | 0 | 0 |
| H.Landry | 0 | 0 | 0 | 0 | 0 | 1 | 1 | 0 | 0 | 0 |
| L.Ryan | 0 | 0 | 0 | 0 | 0 | 1 | 0 | 0 | 0 | 0 |
| I.Mack | 0 | 0 | 0 | 0 | 0 | 0 | 1 | 0 | 0 | 0 |
| Total | 2 | 1 | 1 | 0 | 0 | 2 | 2 | 0 | 0 | 0 |

Tennessee Titans

| RUSHING | ATT | YDS | AVG | LG | TD |
|-------------|-----|-----|------|----|----|
| D.Henry | 16 | 75 | 4.7 | 34 | 0 |
| B.Kern | 1 | 0 | 0.0 | 0 | 0 |
| R.Tannehill | 4 | -3 | -0.8 | 1 | 0 |
| Total | 21 | 72 | 3.4 | 34 | 0 |

| PASSING | ATT | CMP | YDS | SK/YD | TD | LG | IN | RT |
|-------------|-----|-----|-----|-------|----|----|----|-------|
| R.Tannehill | 33 | 21 | 193 | 3/19 | 3 | 26 | 0 | 109.8 |
| Total | 33 | 21 | 193 | 3/19 | 3 | 26 | 0 | 109.8 |

| PASS RECEIVING | TAR | REC | YDS | AVG | LG | TD |
|----------------|-----|-----|-----|------|----|----|
| J.Smith | 7 | 6 | 78 | 13.0 | 26 | 1 |
| A.Firkser | 5 | 3 | 43 | 14.3 | 23 | 0 |
| A.Humphries | 6 | 3 | 24 | 8.0 | 13 | 0 |
| T.Sharpe | 3 | 3 | 18 | 6.0 | 7 | 1 |
| A.Brown | 3 | 2 | 11 | 5.5 | 8 | 1 |
| C.Davis | 6 | 2 | 9 | 4.5 | 8 | 0 |
| D.Henry | 1 | 1 | 8 | 8.0 | 8 | 0 |
| D.Lewis | 1 | 1 | 2 | 2.0 | 2 | 0 |
| M.Pruitt | 1 | 0 | 0 | 0.0 | 0 | 0 |
| Total | 33 | 21 | 193 | 9.2 | 26 | 3 |

| INTERCEPTIONS | NO | YDS | AVG | LG | TD |
|---------------|----|-----|------|----|----|
| M.Butler | 1 | 23 | 23.0 | 23 | 0 |
| L.Ryan | 1 | 0 | 0.0 | 0 | 0 |
| Total | 2 | 23 | 11.5 | 23 | 0 |

| PUNTING | NO | YDS | AVG | NET | TB | IN20 | LG |
|---------|----|-----|------|------|----|------|----|
| B.Kern | 5 | 248 | 49.6 | 40.6 | 0 | 1 | 61 |
| Total | 5 | 248 | 49.6 | 40.6 | 0 | 1 | 61 |

| PUNT RETURNS | NO | YDS | AVG | FC | LG | TD |
|--------------|----|-----|-----|----|----|----|
| A.Humphries | 0 | 0 | 0.0 | 2 | 0 | 0 |
| [DOWNED] | 1 | 0 | 0.0 | 0 | 0 | 0 |
| Total | 0 | 0 | 0.0 | 2 | 0 | 0 |

| KICKOFF RETURNS | NO | YDS | AVG | FC | LG | TD |
|-----------------|----|-----|------|----|----|----|
| K.Raymond | 1 | 45 | 45.0 | 0 | 45 | 0 |
| [TOUCHBACK] | 5 | 0 | 0.0 | 0 | 0 | 0 |
| Total | 1 | 45 | 45.0 | 0 | 45 | 0 |

Final Team Statistics

| | Visitor Buccaneers | Home Titans |
|---|-----------------------|----------------|
| TOTAL FIRST DOWNS | 23 | 16 |
| By Rushing | 5 | 3 |
| By Passing | 17 | 11 |
| By Penalty | 1 | 2 |
| THIRD DOWN EFFICIENCY | 7-15-47% | 5-13-38% |
| FOURTH DOWN EFFICIENCY | 1-2-50% | 0-1-0% |
| TOTAL NET YARDS | 389 | 246 |
| Total Offensive Plays (inc. times thrown passing) | 76 | 57 |
| Average gain per offensive play | 5.1 | 4.3 |
| NET YARDS RUSHING | 106 | 72 |
| Total Rushing Plays | 30 | 21 |
| Average gain per rushing play | 3.5 | 3.4 |
| Tackles for a loss-number and yards | 3-5 | 7-13 |
| NET YARDS PASSING | 283 | 174 |
| Times thrown - yards lost attempting to pass | 3-18 | 3-19 |
| Gross yards passing | 301 | 193 |
| PASS ATTEMPTS-COMPLETIONS-HAD INTERCEPTED | 43-21-2 | 33-21-0 |
| Avg gain per pass play (inc.# thrown passing) | 6.2 | 4.8 |
| KICKOFFS Number-In End Zone-Touchbacks | 6-6-5 | 6-5-4 |
| PUNTS Number and Average | 3-43.0 | 5-49.6 |
| Had Blocked | 0 | 0 |
| FGs - PATs Had Blocked | 0-0 | 0-0 |
| Net Punting Average | 43.0 | 40.6 |
| TOTAL RETURN YARDAGE (Not Including Kickoffs) | 45 | 23 |
| No. and Yards Punt Returns | 3-45 | 0-0 |
| No. and Yards Kickoff Returns | 2-47 | 1-45 |
| No. and Yards Interception Returns | 0-0 | 2-23 |
| PENALTIES Number and Yards | 9-87 | 6-77 |
| FUMBLES Number and Lost | 3-2 | 2-1 |
| TOUCHDOWNS | 2 | 3 |
| Rushing | 0 | 0 |
| Passing | 2 | 3 |
| EXTRA POINTS Made-Attempts | 1-2 | 3-3 |
| Kicking Made-Attempts | 0-0 | 3-3 |
| Passing Made-Attempts | 1-2 | 0-0 |
| FIELD GOALS Made-Attempts | 3-3 | 2-2 |
| RED ZONE EFFICIENCY | 2-4-50% | 3-3-100% |
| GOAL TO GO EFFICIENCY | 2-4-50% | 3-3-100% |
| SAFETIES | 0 | 0 |
| FINAL SCORE | 23 | 27 |
| TIME OF POSSESSION | 31:33 | 28:27 |

Ball Possession And Drive Chart

Tampa Bay Buccaneers

| # | Time Recd | Time Lost | Time Poss | How Ball Obtained | Drive Began | # Play | Yds Gain | Yds Pen | Net Yds | 1st Down | Last Scrm | How Given Up |
|----|-----------|-----------|-----------|-------------------|-------------|--------|----------|---------|---------|----------|-----------|--------------|
| 1 | 15:00 | 11:28 | 3:32 | Kickoff | TB 25 | 8 | 28 | 43 | 71 | 3 | * TEN 4 | Field Goal |
| 2 | 9:57 | 8:58 | 0:59 | Punt | TB 18 | 2 | -3 | -5 | -8 | 0 | TB 16 | Fumble |
| 3 | 8:55 | 4:30 | 4:25 | Kickoff | TB 27 | 7 | 24 | 4 | 28 | 2 | TEN 45 | Punt |
| 4 | 1:37 | 0:39 | 0:58 | Punt | TB 10 | 2 | 2 | -5 | -3 | 0 | TB 7 | Interception |
| 5 | 0:24 | 7:51 | 7:33 | Kickoff | TB 25 | 16 | 55 | -10 | 45 | 4 | TEN 30 | Field Goal |
| 6 | 6:02 | 3:47 | 2:15 | Punt | TEN 34 | 5 | 28 | 0 | 28 | 1 | * TEN 6 | Field Goal |
| 7 | 1:09 | 0:15 | 0:54 | Kickoff | TB 25 | 8 | 75 | 0 | 75 | 4 | * TEN 9 | Touchdown |
| 8 | 13:00 | 11:11 | 1:49 | Fumble | TB 44 | 4 | 56 | 0 | 56 | 3 | * TEN 2 | Touchdown |
| 9 | 9:36 | 5:20 | 4:16 | Punt | TB 20 | 8 | 37 | 0 | 37 | 2 | TEN 43 | Punt |
| 10 | 0:37 | 13:49 | 1:48 | Kickoff | TB 21 | 4 | 19 | -10 | 9 | 0 | TB 30 | Punt |
| 11 | 6:55 | 6:03 | 0:52 | Kickoff | TB 25 | 3 | 11 | 0 | 11 | 1 | TB 42 | Fumble |
| 12 | 3:41 | 1:53 | 1:48 | Downs | TB 28 | 9 | 39 | 0 | 39 | 2 | TEN 32 | Downs |
| 13 | 0:42 | 0:18 | 0:24 | Punt | TB 24 | 3 | 12 | 0 | 12 | 1 | TB 36 | Interception |

(358) Average TB 28

Tennessee Titans

| # | Time Recd | Time Lost | Time Poss | How Ball Obtained | Drive Began | # Play | Yds Gain | Yds Pen | Net Yds | 1st Down | Last Scrm | How Given Up |
|----|-----------|-----------|-----------|-------------------|-------------|--------|----------|---------|---------|----------|-----------|--------------|
| 1 | 11:28 | 9:57 | 1:31 | Kickoff | TEN 25 | 3 | -5 | 0 | -5 | 0 | TEN 20 | Punt |
| 2 | 8:58 | 8:55 | 0:03 | Fumble | TB 10 | 1 | 5 | 5 | 10 | 1 | * TB 5 | Touchdown |
| 3 | 4:30 | 1:37 | 2:53 | Punt | TEN 1 | 6 | 42 | 5 | 47 | 2 | TEN 48 | Punt |
| 4 | 0:39 | 0:24 | 0:15 | Interception | TB 6 | 3 | 6 | 0 | 6 | 1 | * TB 6 | Touchdown |
| 5 | 7:51 | 6:02 | 1:49 | Kickoff | TEN 25 | 3 | 1 | -5 | -4 | 0 | TEN 21 | Punt |
| 6 | 3:47 | 1:09 | 2:38 | Kickoff | TEN 45 | 5 | 22 | 0 | 22 | 1 | TB 33 | Field Goal |
| 7 | 0:15 | 0:00 | 0:15 | Kickoff | TEN 25 | 1 | -1 | 0 | -1 | 0 | TEN 25 | End of Half |
| 8 | 15:00 | 13:00 | 2:00 | Kickoff | TEN 25 | 4 | 36 | -5 | 31 | 1 | TEN 47 | Fumble |
| 9 | 11:11 | 9:36 | 1:35 | Kickoff | TEN 25 | 3 | -1 | 0 | -1 | 0 | TEN 24 | Punt |
| 10 | 5:20 | 0:37 | 4:43 | Punt | TEN 8 | 10 | 31 | 37 | 68 | 4 | TB 24 | Field Goal |
| 11 | 13:49 | 6:55 | 6:54 | Punt | TEN 10 | 12 | 100 | -10 | 90 | 6 | * TB 8 | Touchdown |
| 12 | 6:03 | 3:41 | 2:22 | Fumble | TB 36 | 4 | 8 | 0 | 8 | 0 | TB 28 | Downs |
| 13 | 1:53 | 0:42 | 1:11 | Downs | TEN 33 | 3 | 3 | 0 | 3 | 0 | TEN 36 | Punt |
| 14 | 0:18 | 0:00 | 0:18 | Interception | TEN 25 | 1 | -1 | 0 | -1 | 0 | TEN 25 | End of Game |

(495) Average TEN 35

* inside opponent's 20

| Time of Possession by Quarter | | 1st | 2nd | 3rd | 4th | OT | Total |
|---------------------------------|----------------------|-----------------------|-------|--------------------|-------|----|-------|
| Visitor | Tampa Bay Buccaneers | 10:18 | 10:18 | 6:42 | 4:15 | | 31:33 |
| Home | Tennessee Titans | 4:42 | 4:42 | 8:18 | 10:45 | | 28:27 |
| Kickoff Drive No.-Start Average | | Buccaneers: 6 - TB 25 | | Titans: 6 - TEN 28 | | | |

Final Defensive Statistics

| Tampa Bay Buccaneers | Regular Defensive Plays | | | | | | | | | | | | Special Teams | | | | | Misc | | | |
|----------------------|-------------------------|-----|------|----|-------|-----|---|----|----|----|----|--|---------------|-----|----|----|----|------|-----|----|----|
| | TKL | AST | COMB | SK | / YDS | TFL | Q | IN | PD | FF | FR | | TKL | AST | FF | FR | BL | TKL | AST | FF | FR |
| L.David | 6 | 6 | 12 | 0 | 0 | 1 | 0 | 0 | 1 | 0 | 0 | | 0 | 0 | 0 | 0 | 0 | 0 | 0 | 0 | 0 |
| D.White | 4 | 2 | 6 | 0 | 0 | 0 | 0 | 0 | 1 | 0 | 0 | | 0 | 0 | 0 | 0 | 0 | 0 | 0 | 0 | 0 |
| A.Adams | 4 | 1 | 5 | 0 | 0 | 0 | 0 | 0 | 1 | 1 | 0 | | 0 | 0 | 0 | 0 | 0 | 0 | 0 | 0 | 0 |
| V.Hargreaves | 4 | 1 | 5 | 0 | 0 | 0 | 0 | 0 | 1 | 0 | 1 | | 0 | 0 | 0 | 0 | 0 | 0 | 0 | 0 | 0 |
| S.Barrett | 4 | 0 | 4 | 1 | 7 | 2 | 2 | 0 | 0 | 1 | 0 | | 0 | 0 | 0 | 0 | 0 | 0 | 0 | 0 | 0 |
| C.Nassib | 3 | 1 | 4 | 1 | 8 | 1 | 1 | 0 | 0 | 0 | 0 | | 0 | 0 | 0 | 0 | 0 | 0 | 0 | 0 | 0 |
| J.Pierre-Paul | 3 | 0 | 3 | 1 | 4 | 3 | 1 | 0 | 0 | 0 | 0 | | 0 | 0 | 0 | 0 | 0 | 0 | 0 | 0 | 0 |
| V.Vea | 2 | 1 | 3 | 0 | 0 | 1 | 0 | 0 | 0 | 0 | 0 | | 0 | 0 | 0 | 0 | 0 | 0 | 0 | 0 | 0 |
| S.Bunting | 2 | 0 | 2 | 0 | 0 | 0 | 0 | 0 | 1 | 0 | 0 | | 0 | 0 | 0 | 0 | 0 | 0 | 0 | 0 | 0 |
| C.Davis | 1 | 1 | 2 | 0 | 0 | 0 | 0 | 0 | 3 | 0 | 0 | | 0 | 0 | 0 | 0 | 0 | 0 | 0 | 0 | 0 |
| J.Whitehead | 1 | 1 | 2 | 0 | 0 | 0 | 0 | 0 | 0 | 0 | 0 | | 0 | 0 | 0 | 0 | 0 | 0 | 0 | 0 | 0 |
| W.Gholston | 0 | 2 | 2 | 0 | 0 | 0 | 0 | 0 | 0 | 0 | 0 | | 0 | 0 | 0 | 0 | 0 | 0 | 0 | 0 | 0 |
| N.Suh | 0 | 1 | 1 | 0 | 0 | 0 | 0 | 0 | 0 | 0 | 0 | | 0 | 0 | 0 | 0 | 0 | 0 | 0 | 0 | 0 |
| A.Nelson | 0 | 1 | 1 | 0 | 0 | 0 | 0 | 0 | 0 | 0 | 0 | | 0 | 0 | 0 | 0 | 0 | 0 | 0 | 0 | 0 |
| R.Smith | 0 | 0 | 0 | 0 | 0 | 0 | 0 | 0 | 0 | 0 | 0 | | 1 | 0 | 0 | 0 | 0 | 0 | 0 | 0 | 0 |
| B.Pinion | 0 | 0 | 0 | 0 | 0 | 0 | 0 | 0 | 0 | 0 | 0 | | 0 | 1 | 0 | 0 | 0 | 0 | 0 | 0 | 0 |
| J.Winston | 0 | 0 | 0 | 0 | 0 | 0 | 0 | 0 | 0 | 0 | 0 | | 0 | 0 | 0 | 0 | 0 | 1 | 0 | 0 | 1 |
| C.Godwin | 0 | 0 | 0 | 0 | 0 | 0 | 0 | 0 | 0 | 0 | 0 | | 0 | 0 | 0 | 0 | 0 | 1 | 0 | 0 | 0 |
| E.Watford | 0 | 0 | 0 | 0 | 0 | 0 | 0 | 0 | 0 | 0 | 0 | | 0 | 0 | 0 | 0 | 0 | 1 | 0 | 0 | 0 |
| B.Perriman | 0 | 0 | 0 | 0 | 0 | 0 | 0 | 0 | 0 | 0 | 0 | | 0 | 0 | 0 | 0 | 0 | 1 | 0 | 0 | 0 |
| Total | 34 | 18 | 52 | 3 | 19 | 8 | 4 | 0 | 8 | 2 | 1 | | 1 | 1 | 0 | 0 | 0 | 4 | 0 | 0 | 1 |

TKL = Tackle AST = Assist COMB = Combined QH=QB Hit IN = Interception PD = Pass Defense FF = Forced Fumble FR = Fumble Recovery

| Tennessee Titans | Regular Defensive Plays | | | | | | | | | | | | Special Teams | | | | | Misc | | | |
|------------------|-------------------------|-----|------|----|-------|-----|----|----|----|----|----|--|---------------|-----|----|----|----|------|-----|----|----|
| | TKL | AST | COMB | SK | / YDS | TFL | QH | IN | PD | FF | FR | | TKL | AST | FF | FR | BL | TKL | AST | FF | FR |
| R.Evans | 8 | 4 | 12 | 0 | 0 | 1 | 0 | 0 | 0 | 0 | 0 | | 0 | 0 | 0 | 0 | 0 | 0 | 0 | 0 | 0 |
| L.Ryan | 6 | 2 | 8 | 1 | 7 | 0 | 2 | 1 | 2 | 1 | 0 | | 0 | 0 | 0 | 0 | 0 | 0 | 0 | 0 | 0 |
| K.Vaccaro | 3 | 4 | 7 | 0 | 0 | 0 | 2 | 0 | 1 | 0 | 0 | | 0 | 0 | 0 | 0 | 0 | 0 | 0 | 0 | 0 |
| K.Byard | 4 | 2 | 6 | 0 | 0 | 1 | 0 | 0 | 0 | 0 | 0 | | 0 | 0 | 0 | 0 | 0 | 0 | 0 | 0 | 0 |
| J.Brown | 3 | 3 | 6 | 0 | 0 | 0 | 0 | 0 | 2 | 0 | 0 | | 0 | 0 | 0 | 0 | 0 | 0 | 0 | 0 | 0 |
| J.Casey | 3 | 2 | 5 | 1 | 5 | 2 | 2 | 0 | 0 | 0 | 0 | | 0 | 0 | 0 | 0 | 0 | 0 | 0 | 0 | 0 |
| H.Landry | 3 | 1 | 4 | 1 | 6 | 0 | 0 | 0 | 0 | 1 | 1 | | 0 | 0 | 0 | 0 | 0 | 0 | 0 | 0 | 0 |
| L.Sims | 2 | 2 | 4 | 0 | 0 | 0 | 0 | 0 | 1 | 0 | 0 | | 0 | 0 | 0 | 0 | 0 | 0 | 0 | 0 | 0 |
| K.Correa | 2 | 2 | 4 | 0 | 0 | 0 | 0 | 0 | 0 | 0 | 0 | | 1 | 0 | 0 | 0 | 0 | 0 | 0 | 0 | 0 |
| J.Simmons | 1 | 2 | 3 | 0 | 0 | 0 | 0 | 0 | 0 | 0 | 0 | | 0 | 0 | 0 | 0 | 0 | 0 | 0 | 0 | 0 |
| D.Jones | 0 | 3 | 3 | 0 | 0 | 0 | 0 | 0 | 1 | 0 | 0 | | 0 | 0 | 0 | 0 | 0 | 0 | 0 | 0 | 0 |
| A.Hooker | 1 | 1 | 2 | 0 | 0 | 0 | 0 | 0 | 0 | 0 | 0 | | 2 | 0 | 0 | 0 | 0 | 0 | 0 | 0 | 0 |
| M.Butler | 1 | 0 | 1 | 0 | 0 | 0 | 0 | 1 | 1 | 0 | 0 | | 0 | 0 | 0 | 0 | 0 | 0 | 0 | 0 | 0 |
| R.Gilbert | 1 | 0 | 1 | 0 | 0 | 0 | 0 | 0 | 0 | 0 | 0 | | 0 | 1 | 0 | 0 | 0 | 0 | 0 | 0 | 0 |
| W.Woodyard | 0 | 1 | 1 | 0 | 0 | 0 | 0 | 0 | 0 | 0 | 0 | | 0 | 1 | 0 | 0 | 0 | 0 | 0 | 0 | 0 |
| I.Mack | 0 | 0 | 0 | 0 | 0 | 0 | 0 | 0 | 0 | 0 | 1 | | 0 | 0 | 0 | 0 | 0 | 0 | 0 | 0 | 0 |
| R.Smith | 0 | 0 | 0 | 0 | 0 | 0 | 0 | 0 | 0 | 0 | 0 | | 1 | 0 | 0 | 0 | 0 | 0 | 0 | 0 | 0 |
| K.Raymond | 0 | 0 | 0 | 0 | 0 | 0 | 0 | 0 | 0 | 0 | 0 | | 1 | 0 | 0 | 0 | 0 | 0 | 0 | 0 | 0 |
| J.Conklin | 0 | 0 | 0 | 0 | 0 | 0 | 0 | 0 | 0 | 0 | 0 | | 0 | 0 | 0 | 0 | 0 | 0 | 1 | 0 | 0 |
| B.Jones | 0 | 0 | 0 | 0 | 0 | 0 | 0 | 0 | 0 | 0 | 0 | | 0 | 0 | 0 | 0 | 0 | 0 | 1 | 0 | 0 |
| J.Douglas | 0 | 0 | 0 | 0 | 0 | 0 | 0 | 0 | 0 | 0 | 0 | | 0 | 0 | 0 | 0 | 0 | 0 | 0 | 0 | 1 |
| Total | 38 | 29 | 67 | 3 | 18 | 4 | 6 | 2 | 8 | 2 | 2 | | 5 | 2 | 0 | 0 | 0 | 0 | 2 | 0 | 1 |

First Half Summary

| PERIOD SCORES | | | | TIME OF POSSESSION | | | |
|---------------|----|----|------|--------------------|-------|--|--|
| Buccaneers | 3 | 12 | = 15 | Buccaneers | 20:36 | | |
| Titans | 14 | 3 | = 17 | Titans | 9:24 | | |

| Scoring Plays | | | | | | | |
|---------------|-----|-------|--|--|--|--|--------------|
| Team | Qtr | Time | Play Description (Extra Point) (Drive Info) | | | | Visitor Home |
| Buccaneers | 1 | 11:28 | M.Gay 22 yd. Field Goal (8-71, 3:32) | | | | 3 0 |
| Titans | 1 | 8:55 | J.Smith 5 yd. pass from R.Tannehill (C.Parkey kick) (1-10, 0:03) | | | | 3 7 |
| Titans | 1 | 0:24 | T.Sharpe 6 yd. pass from R.Tannehill (C.Parkey kick) (3-6, 0:15) | | | | 3 14 |
| Buccaneers | 2 | 7:51 | M.Gay 48 yd. Field Goal (16-45, 7:33) | | | | 6 14 |
| Buccaneers | 2 | 3:47 | M.Gay 24 yd. Field Goal (5-28, 2:15) | | | | 9 14 |
| Titans | 2 | 1:09 | C.Parkey 51 yd. Field Goal (5-22, 2:38) | | | | 9 17 |
| Buccaneers | 2 | 0:15 | M.Evans 9 yd. pass from J.Winston (pass failed) (8-75, 0:54) | | | | 15 17 |

| | Tampa Bay Buccaneers | Tennessee Titans |
|--|----------------------|------------------|
| TOTAL FIRST DOWNS | 14 | 5 |
| First Downs Rushing-Passing-by Penalty | 3 - 10 - 1 | 1 - 4 - 0 |
| THIRD DOWN EFFICIENCY | 5-10-50% | 1-5-20% |
| TOTAL NET YARDS | 215 | 70 |
| Total Offensive Plays | 45 | 21 |
| NET YARDS RUSHING | 46 | 35 |
| NET YARDS PASSING | 169 | 35 |
| Gross Yards Passing | 181 | 46 |
| Times thrown-yards lost attempting to pass | 2-12 | 2-11 |
| Pass Attempts-Completions-Had Intercepted | 23 - 11 - 1 | 11 - 5 - 0 |
| Punts-Number and Average | 1 - 44 | 3 - 49 |
| Penalties-Number and Yards | 6 - 40 | 3 - 52 |
| Fumbles-Number and Lost | 2 - 1 | 1 - 0 |
| Red Zone Efficiency | 1-3-33% | 2-2-100% |
| Average Drive Start | TB 28 | TEN 44 |

| Tampa Bay Buccaneers | | | | | | | | | | Tennessee Titans | | | | | | | | | | | | | | | |
|----------------------|--|--|--|--|-----|-----|------|-------|----|------------------|----------------|------|-------------|--|-----|-----|------|-----|------|-----|-------|----|----|----|------|
| RUSHING | | | | | ATT | YDS | AVG | LG | TD | RUSHING | | | | | ATT | YDS | AVG | LG | TD | | | | | | |
| R.Jones | | | | | 8 | 18 | 2.3 | 5 | 0 | D.Henry | | | | | 7 | 36 | 5.1 | 34 | 0 | | | | | | |
| P.Barber | | | | | 7 | 16 | 2.3 | 5 | 0 | R.Tannehill | | | | | 1 | -1 | -1.0 | -1 | 0 | | | | | | |
| J.Winston | | | | | 4 | 14 | 3.5 | 7 | 0 | | | | | | | | | | | | | | | | |
| D.Ogunbowale | | | | | 1 | -2 | -2.0 | -2 | 0 | | | | | | | | | | | | | | | | |
| Total | | | | | 20 | 46 | 2.3 | 7 | 0 | Total | | | | | 8 | 35 | 4.4 | 34 | 0 | | | | | | |
| PASSING | | | | | ATT | CMP | YDS | SK/YD | TD | LG | IN | RT | PASSING | | | | | ATT | CMP | YDS | SK/YD | TD | LG | IN | RT |
| J.Winston | | | | | 23 | 11 | 181 | 2/12 | 1 | 46 | 1 | 71.1 | R.Tannehill | | | | | 11 | 5 | 46 | 2/11 | 2 | 26 | 0 | 97.0 |
| Total | | | | | 23 | 11 | 181 | 2/12 | 1 | 46 | 1 | 71.1 | Total | | | | | 11 | 5 | 46 | 2/11 | 2 | 26 | 0 | 97.0 |
| PASS RECEIVING | | | | | TAR | REC | YDS | AVG | LG | TD | PASS RECEIVING | | | | | TAR | REC | YDS | AVG | LG | TD | | | | |
| M.Evans | | | | | 8 | 7 | 137 | 19.6 | 46 | 1 | J.Smith | | | | | 3 | 2 | 31 | 15.5 | 26 | 1 | | | | |
| C.Godwin | | | | | 5 | 2 | 24 | 12.0 | 12 | 0 | A.Firkser | | | | | 1 | 1 | 8 | 8.0 | 8 | 0 | | | | |
| C.Brake | | | | | 3 | 2 | 20 | 10.0 | 12 | 0 | T.Sharpe | | | | | 1 | 1 | 6 | 6.0 | 6 | 1 | | | | |
| R.Jones | | | | | 3 | 0 | 0 | 0.0 | 0 | 0 | C.Davis | | | | | 3 | 1 | 1 | 1.0 | 1 | 0 | | | | |
| D.Ogunbowale | | | | | 2 | 0 | 0 | 0.0 | 0 | 0 | A.Humphries | | | | | 2 | 0 | 0 | 0.0 | 0 | 0 | | | | |
| S.Miller | | | | | 1 | 0 | 0 | 0.0 | 0 | 0 | A.Brown | | | | | 1 | 0 | 0 | 0.0 | 0 | 0 | | | | |
| T.Hudson | | | | | 1 | 0 | 0 | 0.0 | 0 | 0 | | | | | | | | | | | | | | | |
| Total | | | | | 23 | 11 | 181 | 16.5 | 46 | 1 | Total | | | | | 11 | 5 | 46 | 9.2 | 26 | 2 | | | | |

| | | | | |
|----------------------|---------|-----------------|---------------|------|
| Tampa Bay Buccaneers | Regular | Defensive Plays | Special Teams | Misc |
|----------------------|---------|-----------------|---------------|------|

10/27/2019 at Nissan Stadium

First Half Summary

[illegible][illegible]

Play By Play

First Quarter

10/27/2019

TEN wins the coin toss and elects to defer. TB elects to Receive, and TEN elects to defend the south goal.

C.Parkey kicks 65 yards from TEN 35 to end zone, Touchback.

Tampa Bay Buccaneers at 15:00, (1st play from scrimmage 14:59)

| | | |
|--------------------|--|----|
| 1-10-TB 25 | (14:59) P.Barber up the middle to TB 28 for 3 yards (L.Ryan; J.Simmons). | |
| 2-7-TB 28 | (14:24) J.Winston pass short right to C.Brake to TB 36 for 8 yards (L.Ryan). | P1 |
| <u>1-10-TB 36</u> | (13:49) P.Barber left guard to TB 41 for 5 yards (R.Evans). | |
| 2-5-TB 41 | (13:07) (Shotgun) J.Winston pass short middle to C.Godwin to TEN 47 for 12 yards (M.Butler). | P2 |
| <u>1-10-TEN 47</u> | (12:33) J.Winston pass incomplete deep right to M.Evans. | |
| | PENALTY on TEN-L.Sims, Defensive Pass Interference, 43 yards, enforced at TEN 47 - No Play. | X3 |
| | Timeout #1 by TB at 12:26. | |
| <u>1-4-TEN 4</u> | (12:26) P.Barber right guard to TEN 4 for no gain (J.Simmons). | |
| 2-4-TEN 4 | (11:42) (Shotgun) J.Winston pass incomplete short middle to M.Evans. | |
| 3-4-TEN 4 | (11:38) (Shotgun) J.Winston pass incomplete short right to C.Godwin. | |
| 4-4-TEN 4 | (11:33) (Field Goal formation) M.Gay 22 yard field goal is GOOD, Center-Z.Triner, Holder-B.Pinion. | |

TB 3 TEN 0, 8 plays, 71 yards, 1 penalty, 3:32 drive, 3:32 elapsed

B.Pinion kicks 65 yards from TB 35 to end zone, Touchback.

Tennessee Titans at 11:28

| | | |
|-------------|---|--|
| 1-10-TEN 25 | (11:28) D.Henry up the middle to TEN 24 for -1 yards (S.Barrett, L.David). | |
| 2-11-TEN 24 | (10:52) (Shotgun) R.Tannehill sacked at TEN 20 for -4 yards (J.Pierre-Paul). | |
| 3-15-TEN 20 | (10:15) (Shotgun) R.Tannehill pass incomplete deep right to C.Davis. | |
| 4-15-TEN 20 | (10:08) (Punt formation) B.Kern punts 52 yards to TB 28, Center-B.Brinkley. T.Logan to TB 38 for 10 yards (A.Hooker, W.Woodyard). | |
| | PENALTY on TB-J.Dean, Offensive Holding, 10 yards, enforced at TB 28. | |

Tampa Bay Buccaneers at 9:57

| | | |
|------------|---|--|
| 1-10-TB 18 | (9:57) R.Jones up the middle to TB 21 for 3 yards (J.Casey, D.Jones). | |
| 2-7-TB 21 | (9:24) PENALTY on TB-E.Watford, False Start, 5 yards, enforced at TB 21 - No Play. | |
| 2-12-TB 16 | (9:03) (Shotgun) J.Winston FUMBLES (Aborted) at TB 11, RECOVERED by TEN-I.Mack at TB 10. I.Mack to TB 10 for no gain (J.Winston). | |

Tennessee Titans at 8:58

| | | |
|------------|--|----|
| 1-10-TB 10 | (8:58) (Shotgun) PENALTY on TB-S.Barrett, Neutral Zone Infraction, 5 yards, enforced at TB 10 - No Play. | |
| 1-5-TB 5 | (8:58) (Shotgun) R.Tannehill pass short left to J.Smith for 5 yards, TOUCHDOWN. | P1 |
| | C.Parkey extra point is GOOD, Center-B.Brinkley, Holder-B.Kern. | |

TB 3 TEN 7, 1 plays, 10 yards, 1 penalty, 0:03 drive, 6:05 elapsed

C.Parkey kicks 63 yards from TEN 35 to TB 2. T.Logan to TB 27 for 25 yards (R.Smith, R.Gilbert).

Tampa Bay Buccaneers at 8:55, (1st play from scrimmage 8:48)

| | | |
|--------------------|--|----|
| 1-10-TB 27 | (8:48) R.Jones right guard to TB 31 for 4 yards (R.Evans). | |
| 2-6-TB 31 | (8:13) R.Jones left tackle to TB 32 for 1 yard (R.Evans; J.Simmons). | |
| | PENALTY on TEN-J.Simmons, Defensive Offside, 4 yards, enforced at TB 31 - No Play. | |
| 2-2-TB 35 | (7:52) P.Barber up the middle to TB 36 for 1 yard (J.Brown, R.Evans). | |
| 3-1-TB 36 | (7:12) P.Barber up the middle to TB 40 for 4 yards (R.Evans; J.Brown). | R4 |
| <u>1-10-TB 40</u> | (6:37) J.Winston pass short right to C.Godwin to TEN 48 for 12 yards (R.Evans). | P5 |
| <u>1-10-TEN 48</u> | (5:58) R.Jones up the middle to TEN 43 for 5 yards (K.Correa). | |
| 2-5-TEN 43 | (5:17) R.Jones up the middle to TEN 45 for -2 yards (K.Byard, H.Landry). | |
| | Timeout #1 by TEN at 04:48. | |
| 3-7-TEN 45 | (4:47) (Shotgun) J.Winston pass incomplete short right to C.Brake (K.Vaccaro). | |
| 4-7-TEN 45 | (4:42) (Punt formation) B.Pinion punts 44 yards to TEN 1, Center-Z.Triner, downed by TB-R.Smith. | |

Tennessee Titans at 4:30

| | | |
|--------------------|---|----|
| 1-10-TEN 1 | (4:30) D.Henry right guard to TEN 35 for 34 yards (D.White). | R2 |
| <u>1-10-TEN 35</u> | (3:39) R.Tannehill pass short left to C.Davis to TEN 36 for 1 yard (L.David). | |
| 2-9-TEN 36 | (2:58) PENALTY on TB-N.Suh, Neutral Zone Infraction, 5 yards, enforced at TEN 36 - No Play. | |
| 2-4-TEN 41 | (2:46) (Shotgun) R.Tannehill pass short left to A.Firkser to TEN 49 for 8 yards (L.David). TEN-R.Saffold was injured during the play. His return is Questionable. | P3 |
| <u>1-10-TEN 49</u> | (2:20) D.Henry left guard to TEN 48 for -1 yards (L.David; V.Vea). | |

Tampa Bay Buccaneers vs Tennessee Titans at Nissan Stadium

- 2-11-TEN 48 (1:57) (No Huddle, Shotgun) R.Tannehill pass incomplete short middle to J.Smith (L.David).
- 3-11-TEN 48 (1:52) (Shotgun) R.Tannehill pass incomplete deep middle to C.Davis (S.Bunting).
- 4-11-TEN 48 (1:46) (Punt formation) B.Kern punts 42 yards to TB 10, Center-B.Brinkley, fair catch by V.Hargreaves.

Tampa Bay Buccaneers at 1:37

- 1-10-TB 10 (1:37) PENALTY on TB-A.Auclair, False Start, 5 yards, enforced at TB 10 - No Play.
- 1-15-TB 5 (1:37) P.Barber left tackle to TB 7 for 2 yards (K.Vaccaro; W.Woodyard).
- 2-13-TB 7 (:54) (Shotgun) J.Winston pass deep right intended for C.Godwin INTERCEPTED by M.Butler at TB 29. M.Butler to TB 6 for 23 yards (C.Godwin).

Tennessee Titans at 0:39

- 1-6-TB 6 (:39) (Shotgun) R.Tannehill pass incomplete short right to A.Humphries (V.Hargreaves).
- 2-6-TB 6 (:34) (Shotgun) R.Tannehill pass incomplete short left to A.Humphries.
- 3-6-TB 6 (:29) (Shotgun) R.Tannehill pass short left to T.Sharpe for 6 yards, TOUCHDOWN.
C.Parkey extra point is GOOD, Center-B.Brinkley, Holder-B.Kern.

P4

TB 3 TEN 14, 3 plays, 6 yards, 0:15 drive, 14:36 elapsed

C.Parkey kicks 65 yards from TEN 35 to end zone, Touchback.

Tampa Bay Buccaneers at 0:24

- 1-10-TB 25 (:24) J.Winston pass incomplete short middle to R.Jones (D.Jones).
- 2-10-TB 25 (:16) (Shotgun) J.Winston pass short left to M.Evans ran ob at TB 36 for 11 yards.

P6

| END OF QUARTER | Score | Time | First Downs | | | | Efficiencies | |
|----------------------|-------|-------|-------------|---|---|---|--------------|--------|
| | | Poss | R | P | X | T | 3 Down | 4 Down |
| Tampa Bay Buccaneers | 3 | 10:18 | 1 | 4 | 1 | 6 | 1/3 | 0/0 |
| Tennessee Titans | 14 | 4:42 | 1 | 3 | 0 | 4 | 1/3 | 0/0 |

Play By Play

Second Quarter

10/27/2019

Tampa Bay Buccaneers continued.

| | | |
|--------------------|---|----|
| <u>1-10-TB 36</u> | (15:00) R.Jones right guard to TB 38 for 2 yards (K.Byard; K.Vaccaro). | |
| 2-8-TB 38 | (14:24) (Shotgun) J.Winston pass incomplete short right to R.Jones [K.Vaccaro]. | |
| 3-8-TB 38 | (14:20) (Shotgun) J.Winston pass short right to C.Brake to 50 for 12 yards (A.Hooker; L.Sims). | P7 |
| <u>1-10-50</u> | (13:36) J.Winston pass incomplete deep right to S.Miller (L.Ryan). | |
| | PENALTY on TB-D.Dotson, Offensive Holding, 10 yards, enforced at 50 - No Play. | |
| 1-20-TB 40 | (13:29) (Shotgun) R.Jones up the middle to TB 43 for 3 yards (K.Correa, L.Ryan). | |
| 2-17-TB 43 | (12:50) (Shotgun) J.Winston pass short left to M.Evans to TEN 42 for 15 yards (L.Sims). | |
| 3-2-TEN 42 | (12:19) (Shotgun) R.Jones up the middle to TEN 41 for 1 yard (R.Evans; D.Jones). | |
| 4-1-TEN 41 | (11:34) J.Winston up the middle to TEN 39 for 2 yards (J.Brown; J.Simmons). | R8 |
| <u>1-10-TEN 39</u> | (10:58) J.Winston scrambles up the middle to TEN 34 for 5 yards (H.Landry). | |
| 2-5-TEN 34 | (10:17) J.Winston pass incomplete short left to R.Jones. | |
| 3-5-TEN 34 | (10:13) (Shotgun) J.Winston scrambles right end to TEN 27 for 7 yards (J.Brown). | R9 |
| <u>1-10-TEN 27</u> | (9:30) (Shotgun) R.Jones up the middle to TEN 25 for 2 yards (J.Brown; J.Casey). | |
| 2-8-TEN 25 | (8:49) (Shotgun) J.Winston pass deep left intended for C.Godwin INTERCEPTED by L.Ryan at TEN 3. L.Ryan to TEN 3 for no gain (C.Godwin). | |
| | The Replay Official reviewed the interception ruling, and the play was REVERSED. | |
| | (Shotgun) J.Winston pass incomplete deep left to C.Godwin (L.Ryan). | |
| 3-8-TEN 25 | (8:45) (Shotgun) J.Winston sacked at TEN 30 for -5 yards (J.Casey). | |
| 4-13-TEN 30 | (7:56) (Field Goal formation) M.Gay 48 yard field goal is GOOD, Center-Z.Triner, Holder-B.Pinion. | |

TB 6 TEN 14, 16 plays, 45 yards, 7:33 drive, 7:09 elapsed

B.Pinion kicks 65 yards from TB 35 to end zone, Touchback.

Tennessee Titans at 7:51

| | | |
|-------------|---|--|
| 1-10-TEN 25 | (7:51) D.Henry right tackle to TEN 24 for -1 yards (V.Vea). | |
| 2-11-TEN 24 | (7:14) (Shotgun) D.Henry left guard to TEN 26 for 2 yards (S.Barrett, N.Suh). | |
| 3-9-TEN 26 | (6:33) (Shotgun) PENALTY on TEN-A.Firkser, False Start, 5 yards, enforced at TEN 26 - No Play. | |
| 3-14-TEN 21 | (6:26) (Shotgun) R.Tannehill pass incomplete deep left to A.Brown (A.Adams) [S.Barrett]. | |
| 4-14-TEN 21 | (6:19) (Punt formation) B.Kern punts 53 yards to TB 26, Center-B.Brinkley. T.Logan pushed ob at TEN 34 for 40 yards (K.Correa). | |

Tampa Bay Buccaneers at 6:02

| | | |
|------------------|---|-----|
| 1-10-TEN 34 | (6:02) J.Winston pass deep right to M.Evans to TEN 5 for 29 yards (L.Sims). | P10 |
| <u>1-5-TEN 5</u> | (5:19) P.Barber right tackle to TEN 4 for 1 yard (L.Ryan). | |
| 2-4-TEN 4 | (4:38) (Shotgun) J.Winston pass incomplete short right to D.Ogunbowale (J.Brown). | |
| 3-4-TEN 4 | (4:33) (Shotgun) D.Ogunbowale up the middle to TEN 6 for -2 yards (R.Evans). | |
| 4-6-TEN 6 | (3:50) (Field Goal formation) M.Gay 24 yard field goal is GOOD, Center-Z.Triner, Holder-B.Pinion. | |

TB 9 TEN 14, 5 plays, 28 yards, 2:15 drive, 11:13 elapsed

B.Pinion kicks 65 yards from TB 35 to TEN 0. K.Raymond to TEN 45 for 45 yards (R.Smith, B.Pinion).

Tennessee Titans at 3:47, (1st play from scrimmage 3:39)

| | | |
|-------------------|---|----|
| 1-10-TEN 45 | (3:39) (Shotgun) R.Tannehill pass deep right to J.Smith to TB 29 for 26 yards (J.Whitehead; L.David). | P5 |
| <u>1-10-TB 29</u> | (2:55) D.Henry left end to TB 24 for 5 yards (C.Nassib). | |
| 2-5-TB 24 | (2:12) D.Henry right guard to TB 26 for -2 yards (J.Pierre-Paul). | |

Two-Minute Warning

| | | |
|------------|--|--|
| 3-7-TB 26 | (2:00) (Shotgun) R.Tannehill sacked at TB 32 for -6 yards (S.Barrett). FUMBLES (S.Barrett) [S.Barrett], recovered by TEN-J.Douglas at TB 33. J.Douglas to TB 33 for no gain (S.Barrett). | |
| 4-14-TB 33 | (1:15) (Field Goal formation) C.Parkey 51 yard field goal is GOOD, Center-B.Brinkley, Holder-B.Kern. | |

TB 9 TEN 17, 5 plays, 22 yards, 2:38 drive, 13:51 elapsed

C.Parkey kicks 65 yards from TEN 35 to end zone, Touchback.

Tampa Bay Buccaneers at 1:09

| | | |
|--------------------|--|-----|
| 1-10-TB 25 | (1:09) (Shotgun) J.Winston pass short left to M.Evans ran ob at TB 38 for 13 yards. | P11 |
| <u>1-10-TB 38</u> | (1:01) (Shotgun) J.Winston pass short middle to M.Evans to TEN 48 for 14 yards (K.Byard). | P12 |
| | Timeout #2 by TB at 00:55. | |
| <u>1-10-TEN 48</u> | (:55) (Shotgun) J.Winston sacked at TB 45 for -7 yards (L.Ryan). FUMBLES (L.Ryan) [L.Ryan], and recovers at TB 45. | |
| | Penalty on TB-D.Smith, Offensive Holding, declined. | |

Tampa Bay Buccaneers vs Tennessee Titans at Nissan Stadium

| | | |
|------------------|---|-----|
| 2-17-TB 45 | (:49) J.Winston pass incomplete deep left to S.Miller. | |
| 3-17-TB 45 | (:41) (Shotgun) J.Winston pass deep right to M.Evans pushed ob at TEN 9 for 46 yards (K.Byard). | P13 |
| | Timeout #2 by TEN at 00:31. | |
| <u>1-9-TEN 9</u> | (:31) (Shotgun) J.Winston pass incomplete short right to T.Hudson (L.Sims). | |
| 2-9-TEN 9 | (:26) (Shotgun) J.Winston pass incomplete short left to D.Ogunbowale. | |
| 3-9-TEN 9 | (:20) (Shotgun) J.Winston pass short right to M.Evans for 9 yards, TOUCHDOWN. | P14 |
| | TWO-POINT CONVERSION ATTEMPT. J.Winston pass to B.Perriman is incomplete. ATTEMPT FAILS. | |

TB 15 TEN 17, 8 plays, 75 yards, 0:54 drive, 14:45 elapsed

B.Pinion kicks 65 yards from TB 35 to end zone, Touchback.

Tennessee Titans at 0:15, (1st play from scrimmage 0:14)

1-10-TEN 25 (:14) R.Tannehill kneels to TEN 24 for -1 yards.

| END OF QUARTER | Score | Time Poss | First Downs | | | | Efficiencies | |
|----------------------|-------|-----------|-------------|---|---|---|--------------|--------|
| | | | R | P | X | T | 3 Down | 4 Down |
| Tampa Bay Buccaneers | 15 | 10:18 | 2 | 6 | 0 | 8 | 4/7 | 1/1 |
| Tennessee Titans | 17 | 4:42 | 0 | 1 | 0 | 1 | 0/2 | 0/0 |

Play By Play

Third Quarter

10/27/2019

TEN elects to Receive, and TB elects to defend the South goal.

B.Pinion kicks 65 yards from TB 35 to end zone, Touchback.

Tennessee Titans at 15:00

| | | |
|--------------------|---|----|
| 1-10-TEN 25 | (15:00) (Shotgun) PENALTY on TEN-J.Smith, False Start, 5 yards, enforced at TEN 25 - No Play. | |
| 1-15-TEN 20 | (15:00) R.Tannehill pass short left to J.Smith to TEN 26 for 6 yards (L.David; C.Davis). | |
| 2-9-TEN 26 | (14:25) (Shotgun) R.Tannehill left end to TEN 24 for -2 yards (L.David). | |
| 3-11-TEN 24 | (13:42) (Shotgun) R.Tannehill pass short right to A.Firkser to TEN 47 for 23 yards (V.Hargreaves). | P6 |
| <u>1-10-TEN 47</u> | (13:10) D.Henry up the middle to TB 44 for 9 yards (A.Adams). FUMBLES (A.Adams), RECOVERED by TB-V.Hargreaves at TB 42. V.Hargreaves to TB 44 for 2 yards (J.Conklin; B.Jones). | |

Tampa Bay Buccaneers at 13:00

| | | |
|--------------------|---|-----|
| 1-10-TB 44 | (13:00) J.Winston pass deep left to M.Evans to TEN 13 for 43 yards (K.Vaccaro). | P15 |
| <u>1-10-TEN 13</u> | (12:20) P.Barber right tackle to TEN 10 for 3 yards (R.Gilbert). | |
| 2-7-TEN 10 | (11:42) J.Winston pass short middle to P.Barber to TEN 2 for 8 yards (K.Vaccaro). | P16 |
| <u>1-2-TEN 2</u> | (11:16) (No Huddle) J.Winston pass short right to M.Evans for 2 yards, TOUCHDOWN. | P17 |
| | TWO-POINT CONVERSION ATTEMPT. J.Winston pass to C.Godwin is complete. ATTEMPT SUCCEEDS. | |

TB 23 TEN 17, 4 plays, 56 yards, 1:49 drive, 3:49 elapsed

B.Pinion kicks 65 yards from TB 35 to end zone, Touchback.

Tennessee Titans at 11:11

| | | |
|-------------|---|--|
| 1-10-TEN 25 | (11:11) R.Tannehill pass incomplete deep right to A.Firkser (C.Davis). | |
| 2-10-TEN 25 | (11:03) (Shotgun) R.Tannehill pass short middle to T.Sharpe to TEN 32 for 7 yards (S.Bunting). TEN-B.Jones was injured during the play. His return is Questionable. | |
| 3-3-TEN 32 | (10:32) R.Tannehill sacked at TEN 24 for -8 yards (C.Nassib). | |
| 4-11-TEN 24 | (9:48) (Punt formation) B.Kern punts 61 yards to TB 15, Center-B.Brinkley. T.Logan pushed ob at TB 20 for 5 yards (A.Hooker). | |

Tampa Bay Buccaneers at 9:36

| | | |
|-------------------|---|-----|
| 1-10-TB 20 | (9:36) R.Jones left end to TB 27 for 7 yards (K.Byard). | |
| 2-3-TB 27 | (9:04) R.Jones up the middle to TB 34 for 7 yards (J.Brown, K.Vaccaro). | R18 |
| <u>1-10-TB 34</u> | (8:21) (Shotgun) R.Jones left guard to TB 37 for 3 yards (K.Correa; J.Casey). | |
| 2-7-TB 37 | (7:44) (Shotgun) J.Winston pass incomplete short left to P.Barber (J.Brown). | |
| 3-7-TB 37 | (7:39) (Shotgun) J.Winston pass short right to C.Godwin to TB 48 for 11 yards (L.Ryan). | P19 |
| <u>1-10-TB 48</u> | (7:00) J.Winston pass incomplete short right to P.Barber [K.Vaccaro]. | |
| 2-10-TB 48 | (6:54) (Shotgun) J.Winston pass short right to M.Evans to TEN 44 for 8 yards (K.Byard; L.Sims). | |
| 3-2-TEN 44 | (6:13) (Shotgun) J.Winston scrambles right end to TEN 43 for 1 yard (D.Jones; K.Correa). | |
| 4-1-TEN 43 | (5:28) (Punt formation) B.Pinion punts 35 yards to TEN 8, Center-Z.Triner, fair catch by A.Humphries. | |

Tennessee Titans at 5:20

| | | |
|--------------------|---|-----|
| 1-10-TEN 8 | (5:20) D.Henry right end to TEN 26 for 18 yards (A.Adams). | R7 |
| <u>1-10-TEN 26</u> | (4:39) D.Henry up the middle to TEN 25 for -1 yards (J.Pierre-Paul). | |
| 2-11-TEN 25 | (4:00) R.Tannehill pass incomplete short middle to A.Firkser (C.Davis). | |
| 3-11-TEN 25 | (3:56) (Shotgun) R.Tannehill pass deep middle intended for C.Davis INTERCEPTED by C.Davis at TEN 42. C.Davis to TEN 42 for no gain (C.Davis). PENALTY on TB-C.Davis, Defensive Pass Interference, 17 yards, enforced at TEN 25 - No Play. | X8 |
| <u>1-10-TEN 42</u> | Penalty on TB-V.Vea, Roughing the Passer, declined. (3:49) R.Tannehill pass deep left intended for A.Firkser INTERCEPTED by C.Davis [N.Suh] at TB 36. C.Davis to TEN 45 for 19 yards (N.Davis). PENALTY on TB-C.Davis, Defensive Pass Interference, 20 yards, enforced at TEN 42 - No Play. | X9 |
| | Timeout #1 by TB at 03:36. | |
| <u>1-10-TB 38</u> | (3:36) R.Tannehill pass short left to D.Henry to TB 30 for 8 yards (L.David). | |
| 2-2-TB 30 | (3:04) D.Henry up the middle to TB 30 for no gain (L.David, W.Gholston). | |
| 3-2-TB 30 | (2:18) (Shotgun) R.Tannehill pass short left to A.Humphries to TB 27 for 3 yards (V.Hargreaves). | P10 |
| <u>1-10-TB 27</u> | (1:39) R.Tannehill pass incomplete deep left to C.Davis (C.Davis). | |
| 2-10-TB 27 | (1:31) (Shotgun) R.Tannehill pass short left to A.Brown to TB 24 for 3 yards (D.White). | |
| 3-7-TB 24 | (:47) (Shotgun) R.Tannehill pass incomplete deep right to A.Humphries. | |
| 4-7-TB 24 | (:42) (Field Goal formation) C.Parkey 42 yard field goal is GOOD, Center-B.Brinkley, Holder-B.Kern. | |

TB 23 TEN 20, 10 plays, 68 yards, 2 penalties, 4:43 drive, 14:23 elapsed

C.Parkey kicks 66 yards from TEN 35 to TB -1. T.Logan to TB 21 for 22 yards (K.Raymond).

Tampa Bay Buccaneers vs Tennessee Titans at Nissan Stadium

Tampa Bay Buccaneers at 0:37, (1st play from scrimmage 0:32)

1-10-TB 21 (:32) P.Barber up the middle to TB 25 for 4 yards (R.Evans).
PENALTY on TB-E.Watford, Offensive Holding, 10 yards, enforced at TB 23.

1-18-TB 13 (:14) J.Winston pass short left to M.Evans to TB 21 for 8 yards (L.Ryan).

END OF QUARTER

| | Score | Time Poss | First Downs | | | | Efficiencies | |
|----------------------|-------|--------------|-------------|---|---|---|--------------|--------|
| | | | R | P | X | T | 3 Down | 4 Down |
| Tampa Bay Buccaneers | 23 | 6:42 | 1 | 4 | 0 | 5 | 1/2 | 0/0 |
| Tennessee Titans | 20 | 8:18 | 1 | 2 | 2 | 5 | 2/4 | 0/0 |

Tampa Bay Buccaneers continued.

- 2-10-TB 21 (15:00) (Shotgun) J.Winston pass incomplete short right to C.Brake.
- 3-10-TB 21 (14:53) (Shotgun) J.Winston scrambles up the middle to TB 30 for 9 yards (H.Landry).
- 4-1-TB 30 (13:57) (Punt formation) B.Pinion punts 50 yards to TEN 20, Center-Z.Triner, fair catch by A.Humphries.
- PENALTY on TEN-M.Butler, Offensive Holding, 10 yards, enforced at TEN 20.

Tennessee Titans at 13:49

- 1-10-TEN 10 (13:49) R.Tannehill pass short right to J.Smith to TEN 27 for 17 yards (D.White; A.Adams). P11
- 1-10-TEN 27 (13:03) (Shotgun) R.Tannehill pass incomplete deep left to C.Davis.
- 2-10-TEN 27 (12:56) (Shotgun) R.Tannehill pass deep middle to J.Smith to TEN 47 for 20 yards (A.Adams). P12
- 1-10-TEN 47 (12:20) D.Henry up the middle pushed ob at TB 11 for 42 yards (C.Davis).
- PENALTY on TEN-M.Pruitt, Offensive Holding, 10 yards, enforced at TEN 47 - No Play.
- 1-20-TEN 37 (11:53) (Shotgun) R.Tannehill pass short middle to A.Humphries to TEN 45 for 8 yards (L.David; V.Hargreaves).
- 2-12-TEN 45 (11:14) (Shotgun) R.Tannehill pass short right to C.Davis to TB 47 for 8 yards (C.Davis, L.David).
- 3-4-TB 47 (10:29) (Shotgun) R.Tannehill pass short left to T.Sharpe to TB 42 for 5 yards (V.Hargreaves). P13
- 1-10-TB 42 (9:50) D.Henry right end to TB 27 for 15 yards (A.Adams). R14
- 1-10-TB 27 (9:06) R.Tannehill pass short right to J.Smith to TB 23 for 4 yards (D.White).
- 2-6-TB 23 (8:23) (Shotgun) R.Tannehill pass short middle to A.Humphries to TB 10 for 13 yards (V.Hargreaves). TEN-T.Lewan was injured during the play. P15
- 1-10-TB 10 (7:47) (Shotgun) R.Tannehill pass incomplete short left to M.Pruitt (D.White).
- 2-10-TB 10 (7:43) (Shotgun) R.Tannehill pass short left to D.Lewis to TB 8 for 2 yards (L.David).
- 3-8-TB 8 (7:00) (Shotgun) R.Tannehill pass short left to A.Brown for 8 yards, TOUCHDOWN. P16
- C.Parkey extra point is GOOD, Center-B.Brinkley, Holder-B.Kern.

TB 23 TEN 27, 12 plays, 90 yards, 6:54 drive, 8:05 elapsed

C.Parkey kicks 65 yards from TEN 35 to end zone, Touchback.

Tampa Bay Buccaneers at 6:55

- 1-10-TB 25 (6:55) J.Winston pass short left to R.Jones to TB 42 for 17 yards (R.Evans). P20
- 1-10-TB 42 (6:17) (Shotgun) J.Winston pass incomplete short left to C.Brake. TB-C.Brake was injured during the play. His return is Questionable.
- 2-10-TB 42 (6:10) (Shotgun) J.Winston sacked at TB 34 for -8 yards (H.Landry). FUMBLES (H.Landry), RECOVERED by TEN-H.Landry at TB 36. H.Landry to TB 36 for no gain (E.Watford).

Tennessee Titans at 6:03

- 1-10-TB 36 (6:03) D.Henry left guard to TB 35 for 1 yard (J.Whitehead).
- 2-9-TB 35 (5:19) D.Henry right tackle to TB 40 for -5 yards (W.Gholston; C.Nassib).
- 3-14-TB 40 (4:35) (Shotgun) R.Tannehill pass short left to A.Firkser to TB 28 for 12 yards (S.Bunting).
- Timeout #1 by TEN at 03:47.
- 4-2-TB 28 (3:45) (Field Goal formation) B.Kern left end to TB 28 for no gain (D.White).

Tampa Bay Buccaneers at 3:41

- 1-10-TB 28 (3:41) (Shotgun) J.Winston pass incomplete short left to C.Godwin [L.Ryan].
- 2-10-TB 28 (3:36) (Shotgun) J.Winston pass incomplete short right to B.Perriman [J.Casey].
- 3-10-TB 28 (3:29) (Shotgun) J.Winston scrambles left guard pushed ob at TB 48 for 20 yards (A.Hooker). R21
- Timeout #2 by TB at 03:19.
- 1-10-TB 48 (3:19) (Shotgun) J.Winston pass short right to C.Godwin pushed ob at TEN 44 for 8 yards (L.Ryan).
- 2-2-TEN 44 (3:13) (Shotgun) J.Winston pass short right to D.Ogunbowale to TEN 41 for 3 yards (K.Vaccaro, R.Evans). P22
- 1-10-TEN 41 (2:43) (No Huddle, Shotgun) J.Winston pass incomplete deep right to B.Perriman.
- 2-10-TEN 41 (2:36) (Shotgun) J.Winston pass incomplete deep left to B.Perriman.
- 3-10-TEN 41 (2:29) (Shotgun) J.Winston scrambles right tackle to TEN 32 for 9 yards (R.Evans).

Two-Minute Warning

- 4-1-TEN 32 (2:00) (Shotgun) P.Barber up the middle to TEN 33 for -1 yards (J.Casey, K.Vaccaro).

Tennessee Titans at 1:53

- 1-10-TEN 33 (1:53) D.Henry up the middle to TEN 35 for 2 yards (A.Nelson; D.White). TEN-T.Lewan was injured during the play. His return is Questionable.
- Timeout #2 by TEN at 01:42. Due to injury on previous play.
- 2-8-TEN 35 (1:42) D.Henry right guard to TEN 35 for no gain (V.Vea).
- 3-8-TEN 35 (:56) R.Tannehill right end to TEN 36 for 1 yard (C.Nassib).

Tampa Bay Buccaneers vs Tennessee Titans at Nissan Stadium

Timeout #3 by TB at 00:50.

4-7-TEN 36 (:50) (Punt formation) B.Kern punts 40 yards to TB 24, Center-B.Brinkley, out of bounds.

Tampa Bay Buccaneers at 0:42

1-10-TB 24 (:42) (Shotgun) J.Winston pass short middle to C.Brake to TB 36 for 12 yards (R.Evans).

P23

1-10-TB 36 (:26) (No Huddle) J.Winston spiked the ball to stop the clock.

2-10-TB 36 (:26) (Shotgun) J.Winston pass deep middle intended for B.Perriman INTERCEPTED by L.Ryan at TEN 25. L.Ryan to TEN 25 for no gain (B.Perriman).

Tennessee Titans at 0:18

1-10-TEN 25 (:18) R.Tannehill kneels to TEN 24 for -1 yards.

END OF QUARTER

| | Score | Time Poss | First Downs | | | | Efficiencies | |
|----------------------|-------|--------------|-------------|---|---|---|--------------|--------|
| | | | R | P | X | T | 3 Down | 4 Down |
| Tampa Bay Buccaneers | 23 | 4:15 | 1 | 3 | 0 | 4 | 1/3 | 0/1 |
| Tennessee Titans | 27 | 10:45 | 1 | 5 | 0 | 6 | 2/4 | 0/1 |

Miscellaneous Statistics Report

Tampa Bay Buccaneers vs Tennessee Titans
10/27/2019 at Nissan Stadium

Ten Longest Plays for Tampa Bay Buccaneers

| Yards | Qtr | Play Start | Play Description |
|-------|-----|-------------|---|
| 46 | 2 | 3-17-TB 45 | (:41) (Shotgun) J.Winston pass deep right to M.Evans pushed ob at TEN 9 for 46 yards (K.Byard). |
| 43 | 3 | 1-10-TB 44 | (13:00) J.Winston pass deep left to M.Evans to TEN 13 for 43 yards (K.Vaccaro). |
| 29 | 2 | 1-10-TEN 34 | (6:02) J.Winston pass deep right to M.Evans to TEN 5 for 29 yards (L.Sims). |
| 20 | 4 | 3-10-TB 28 | (3:29) (Shotgun) J.Winston scrambles left guard pushed ob at TB 48 for 20 yards (A.Hooker). |
| 17 | 4 | 1-10-TB 25 | (6:55) J.Winston pass short left to R.Jones to TB 42 for 17 yards (R.Evans). |
| 15 | 2 | 2-17-TB 43 | (12:50) (Shotgun) J.Winston pass short left to M.Evans to TEN 42 for 15 yards (L.Sims). |
| 14 | 2 | 1-10-TB 38 | (1:01) (Shotgun) J.Winston pass short middle to M.Evans to TEN 48 for 14 yards (K.Byard). |
| 13 | 2 | 1-10-TB 25 | (1:09) (Shotgun) J.Winston pass short left to M.Evans ran ob at TB 38 for 13 yards. |
| 12 | 1 | 2-5-TB 41 | (13:07) (Shotgun) J.Winston pass short middle to C.Godwin to TEN 47 for 12 yards (M.Butler). |
| 12 | 1 | 1-10-TB 40 | (6:37) J.Winston pass short right to C.Godwin to TEN 48 for 12 yards (R.Evans). |

Ten Longest Plays for Tennessee Titans

| Yards | Qtr | Play Start | Play Description |
|-------|-----|-------------|---|
| 34 | 1 | 1-10-TEN 1 | (4:30) D.Henry right guard to TEN 35 for 34 yards (D.White). |
| 26 | 2 | 1-10-TEN 45 | (3:39) (Shotgun) R.Tannehill pass deep right to J.Smith to TB 29 for 26 yards (J.Whitehead; L.David). |
| 23 | 3 | 3-11-TEN 24 | (13:42) (Shotgun) R.Tannehill pass short right to A.Firkser to TEN 47 for 23 yards (V.Hargreaves). |
| 20 | 4 | 2-10-TEN 27 | (12:56) (Shotgun) R.Tannehill pass deep middle to J.Smith to TEN 47 for 20 yards (A.Adams). |
| 18 | 3 | 1-10-TEN 8 | (5:20) D.Henry right end to TEN 26 for 18 yards (A.Adams). |
| 17 | 4 | 1-10-TEN 10 | (13:49) R.Tannehill pass short right to J.Smith to TEN 27 for 17 yards (D.White; A.Adams). |
| 15 | 4 | 1-10-TB 42 | (9:50) D.Henry right end to TB 27 for 15 yards (A.Adams). |
| 13 | 4 | 2-6-TB 23 | (8:23) (Shotgun) R.Tannehill pass short middle to A.Humphries to TB 10 for 13 yards (V.Hargreaves). TEN-T.Lewan was |
| 12 | 4 | 3-14-TB 40 | (4:35) (Shotgun) R.Tannehill pass short left to A.Firkser to TB 28 for 12 yards (S.Bunting). |
| 8 | 1 | 2-4-TEN 41 | (2:46) (Shotgun) R.Tannehill pass short left to A.Firkser to TEN 49 for 8 yards (L.David). TEN-R.Saffold was injured during |

Touchdown Scoring Information

| | | Offense | Defense | Special Teams |
|---------|----------------------|---------|---------|---------------|
| VISITOR | Tampa Bay Buccaneers | 2 | 0 | 0 |
| HOME | Tennessee Titans | 3 | 0 | 0 |

Player Scoring Information

| Club | Player | TD | Rush TD | Rec TD | KO TD | Punt TD | Int TD | Fum TD | Misc TD | FG | XP | 2Pt Rush | 2Pt Rec | Sfty | Points |
|------|----------|----|---------|--------|-------|---------|--------|--------|---------|----|----|----------|---------|------|--------|
| TB | M.Evans | 0 | 0 | 2 | 0 | 0 | 0 | 0 | 0 | 0 | 0 | 0 | 0 | 0 | 12 |
| TB | M.Gay | 0 | 0 | 0 | 0 | 0 | 0 | 0 | 0 | 3 | 0 | 0 | 0 | 0 | 9 |
| TB | C.Godwin | 0 | 0 | 0 | 0 | 0 | 0 | 0 | 0 | 0 | 0 | 0 | 1 | 0 | 2 |
| TEN | C.Parkey | 0 | 0 | 0 | 0 | 0 | 0 | 0 | 0 | 2 | 3 | 0 | 0 | 0 | 9 |
| TEN | J.Smith | 0 | 0 | 1 | 0 | 0 | 0 | 0 | 0 | 0 | 0 | 0 | 0 | 0 | 6 |
| TEN | T.Sharpe | 0 | 0 | 1 | 0 | 0 | 0 | 0 | 0 | 0 | 0 | 0 | 0 | 0 | 6 |
| TEN | A.Brown | 0 | 0 | 1 | 0 | 0 | 0 | 0 | 0 | 0 | 0 | 0 | 0 | 0 | 6 |

Possession Detail

| | First Half | | Second Half | | Game | |
|-----------------------------|------------|------|-------------|-------|---------|-------|
| | Visitor | Home | Visitor | Home | Visitor | Home |
| Largest Lead | 3 | 11 | 6 | 4 | 6 | 11 |
| Drives Leading | 1 | 5 | 2 | 4 | 3 | 9 |
| Time of Possession Leading | 0:59 | 7:50 | 6:04 | 5:51 | 7:03 | 13:41 |
| Largest Deficit | -11 | -3 | -4 | -6 | -11 | -6 |
| Drives Trailing | 5 | 2 | 4 | 3 | 9 | 5 |
| Time of Possession Trailing | 16:05 | 1:34 | 4:53 | 13:12 | 20:58 | 14:46 |
| Times Score Tied Up | | 0 | | 0 | | 0 |
| Lead Changes | | 2 | | 2 | | 4 |

Playtime Percentage

Percent of playtime per player on offense, defense and special teams

| Tampa Bay Buccaneers | | | | | | Tennessee Titans | | | | | |
|----------------------|----|---------|---------|---------------|-----|------------------|----|---------|---------|---------------|-----|
| | | Offense | Defense | Special Teams | | | | Offense | Defense | Special Teams | |
| D Smith | T | 83 100% | | 3 | 10% | J Conklin | T | 63 100% | | 6 | 21% |
| A Marpet | G | 83 100% | | 3 | 10% | N Davis | G | 63 100% | | 6 | 21% |
| E Watford | G | 83 100% | | 3 | 10% | R Tannehill | QB | 63 100% | | | |
| R Jensen | C | 83 100% | | | | B Jones | C | 62 98% | | 5 | 17% |
| J Winston | QB | 83 100% | | | | T Lewan | T | 61 97% | | 6 | 21% |
| D Dotson | T | 83 100% | | | | J Douglas | G | 54 86% | | 6 | 21% |
| C Godwin | WR | 82 99% | | | | J Smith | TE | 46 73% | | 6 | 21% |
| M Evans | WR | 76 92% | | | | D Henry | RB | 42 67% | | | |
| B Perriman | WR | 58 70% | | | | C Davis | WR | 39 62% | | | |
| C Brate | TE | 55 66% | | 3 | 10% | A Brown | WR | 39 62% | | | |
| A Auclair | TE | 35 42% | | 6 | 21% | M Pruitt | TE | 36 57% | | 18 | 62% |
| P Barber | RB | 29 35% | | | | A Firkser | TE | 36 57% | | 7 | 24% |
| D Ogunbowale | RB | 27 33% | | 20 | 69% | A Humphries | WR | 28 44% | | 3 | 10% |
| R Jones | RB | 22 27% | | 6 | 21% | T Sharpe | WR | 23 37% | | | |
| T Hudson | TE | 21 25% | | 6 | 21% | D Lewis | RB | 21 33% | | | |
| S Miller | WR | 10 12% | | | | R Saffold | G | 9 14% | | 1 | 3% |
| L David | LB | | 63 100% | | | K Raymond | WR | 4 6% | | 12 | 41% |
| A Adams | FS | | 62 98% | 11 | 38% | D Kelly | T | 4 6% | | 6 | 21% |
| C Davis | CB | | 61 97% | 6 | 21% | K Vaccaro | SS | | 83 100% | 6 | 21% |
| J Whitehead | SS | | 59 94% | 9 | 31% | K Byard | FS | | 83 100% | 5 | 17% |
| V Hargreaves | CB | | 57 90% | 7 | 24% | L Ryan | CB | | 83 100% | 2 | 7% |
| D White | LB | | 54 86% | 6 | 21% | M Butler | CB | | 83 100% | 2 | 7% |
| C Nassib | DE | | 52 83% | 6 | 21% | J Brown | LB | | 80 96% | 3 | 10% |
| N Suh | DE | | 51 81% | | | R Evans | LB | | 69 83% | | |
| J Pierre-Paul | DE | | 43 68% | | | L Sims | CB | | 68 82% | 10 | 34% |
| W Gholston | DE | | 38 60% | 9 | 31% | H Landry | LB | | 68 82% | 2 | 7% |
| S Barrett | LB | | 38 60% | 6 | 21% | J Casey | DT | | 64 77% | | |
| V Vea | NT | | 34 54% | 6 | 21% | D Jones | NT | | 44 53% | 5 | 17% |
| S Murphy-Bunting | CB | | 29 46% | 5 | 17% | J Simmons | DT | | 34 41% | 5 | 17% |
| R Nunez-Roches | DT | | 20 32% | 6 | 21% | K Correa | LB | | 32 39% | 14 | 48% |
| A Nelson | LB | | 15 24% | 14 | 48% | C Wake | DE | | 32 39% | | |
| B Allen | NT | | 13 21% | 9 | 31% | A Hooker | FS | | 31 37% | 23 | 79% |
| J Dean | CB | | 1 2% | 23 | 79% | R Gilbert | DE | | 24 29% | 10 | 34% |
| K Minter | LB | | 1 2% | 20 | 69% | A Johnson | NT | | 12 14% | 11 | 38% |
| D Stewart | FS | | 1 2% | 17 | 59% | I Mack | DT | | 12 14% | 6 | 21% |
| M Edwards | FS | | | | | W Woodyard | LB | | 11 13% | 13 | 45% |
| R Smith | CB | | | 26 | 90% | D Bates | LB | | | 23 | 79% |
| J Watson | WR | | | 20 | 69% | D Cruikshank | SS | | | 21 | 72% |
| N Dawkins | LB | | | 20 | 69% | T Smith | CB | | | 15 | 52% |
| T Logan | RB | | | 19 | 66% | D Long | LB | | | 14 | 48% |
| B Pinion | P | | | 12 | 41% | R Smith | RB | | | 13 | 45% |
| Z Triner | LS | | | 6 | 21% | C Parkey | K | | | 12 | 41% |
| M Gay | K | | | 3 | 10% | B Kern | P | | | 11 | 38% |
| J Wells | T | | | 3 | 10% | B Brinkley | LS | | | 11 | 38% |

SLOW AT THE START,
SLOPPY TITANS LAPPED
IN 30-20 LOSS TO
PANTHERS

BY JIM WYATT
TITANS ONLINE
NOVEMBER 3, 2019

CHARLOTTE – In a town known for car racing, the Titans were slow at the start.

By the time they got revved up, it was too late.

A game filled with backfires and a sputtering engine ended with a flat – and a 30-20 loss to the Carolina Panthers.

It wasn't the start to the second half of the season anyone had in mind, as the Titans dropped to 4-5.

Titans quarterback Ryan Tannehill threw for 331 yards and a touchdown, and he also ran for a score. But he was sacked three times and intercepted twice on a day with the Titans made things tough on themselves with mistakes.

The Titans committed 11 penalties for 99 yards in the game, which killed momentum and field position.

Trailing 17-0 at the half, the Titans scored on an eight-yard run by running back Derrick Henry on their first possession of the second half to cut the lead to 17-7. Henry carried the ball seven times on the drive after getting just two carries in the first half.

After the Panthers answered back with a one-yard run by Christian McCaffrey to make it 24-7, the Titans responded again, this time with a 23-yard touchdown pass from Tannehill to Henry, which made it 24-14 early in the fourth quarter.

But it was too little, too late, as the Panthers took control of the game again on a 58-yard run by McCaffrey to make it 30-14. A 10-yard touchdown run by Tannehill with 2:49 accounted for the final margin. Kicker Ryan Succop missed

his third field goal of the game in the closing minute.

The first quarter ending with a scoreless tie, but not without some Titans mistakes.

It was a sign of things to come.

Succop was wide left on a 43-yard field goal on the team's first possession, and the Titans were flagged for three penalties on the offensive line (two on Taylor Lewan, one on Nate Davis) to derail the team's second possession. A fumble by running back Dion Lewis ended the team's third possession, in the second quarter.

Titans outside linebacker Harold Landry intercepted Panthers quarterback Kyle Allen to end one Carolina possession, but the Panthers took a 3-0 lead in the second quarter on a 35-yard field goal by kicker Joey Slye.

The Panthers extended their lead to 10-0 on a seven-yard touchdown pass from Allen to McCaffrey on a fourth-and-two play. The score was set up by an interception thrown by Tannehill that went off the hands of Titans receiver A.J. Brown.

The Panthers stretched their lead to 17-0 at the half on a 12-yard touchdown pass from Allen to Curtis Samuel, with cornerback Malcolm Butler defending on the play. Butler was injured when he landed and did not return.

Succop was short on a 56-yard field goal at the end of the first half, and the Titans trailed 17-0.

The Titans showed more signs of life in the second half of Sunday's game, but it didn't change the end result.

The Titans face the Chiefs next Sunday at Nissan Stadium.

###

National Football League Game Summary

NFL Copyright © 2019 by The National Football League. All rights reserved. This summary and play-by-play is for the express purpose of assisting media in their coverage of the game; any other use of this material is prohibited without the written permission of the National Football League. Updated: 11/4/2019

Date: Sunday, 11/3/2019 Tennessee Titans at Carolina Panthers Start Time: 1:04 PM EST
at Bank of America Stadium, Charlotte, NC

Game Day Weather
Game Weather: Sunny Temp: 58° F (14.4° C) Humidity: 34%, Wind: N 5 mph
Played Outdoors on Turf: Natural Grass

Officials
Referee: Torbert, Ronald (62) Umpire: Killens, Jr., Terry (77) Down Judge: Thomas, Sarah (53)
Line Judge: Steinkerchner, Mark (84) Field Judge: Dickson, Ryan (25) Side Judge: Edwards, Scott (3)
Back Judge: Josselyn, Anthony (67) Replay Official: Choudhry, Saleem (0)

| Tennessee Titans | | | | Carolina Panthers | | | |
|------------------|-------------|---------|-----------|-------------------|-------------|---------|-------------|
| Offense | | Defense | | Offense | | Defense | |
| WR 84 | C.Davis | DE 98 | J.Simmons | WR 12 | D.Moore | DE 93 | G.McCoy |
| TE 81 | J.Smith | NT 90 | D.Jones | LT 65 | D.Daley | DT 95 | D.Poe |
| LT 77 | T.Lewan | CB 25 | A.Jackson | LG 73 | G.Van Roten | DE 92 | V.Butler |
| LG 76 | R.Saffold | OLB 44 | K.Correa | C 61 | M.Paradis | OLB 53 | B.Burns |
| C 75 | J.Douglas | ILB 54 | R.Evans | RG 70 | T.Turner | ILB 54 | S.Thompson |
| RG 64 | N.Davis | ILB 55 | J.Brown | RT 72 | T.Moton | ILB 59 | L.Kuechly |
| RT 78 | J.Conklin | OLB 58 | H.Landry | TE 88 | G.Olsen | OLB 55 | B.Irvin |
| TE 85 | M.Pruitt | CB 26 | L.Ryan | WR 10 | C.Samuel | CB 26 | D.Jackson |
| WR 19 | T.Sharpe | SS 24 | K.Vaccaro | QB 7 | K.Allen | CB 24 | J.Bradberry |
| QB 17 | R.Tannehill | FS 31 | K.Byard | TE 82 | C.Manhertz | SS 25 | E.Reid |
| RB 22 | D.Henry | CB 21 | M.Butler | RB 22 | C.McCaffrey | FS 33 | T.Boston |

Substitutions Substitutions
K 4 R.Succop, P 6 B.Kern, WR 10 A.Humphries, WR 11 A.Brown, WR 14 K.Raymond, DB 29 D.Cruikshank, RB 33 D.Lewis, CB 36 L.Sims, DB 37 A.Hooker, RB 45 R.Smith, DB 46 J.Kalu, LS 48 B.Brinkley, LB 51 D.Long, LB 53 D.Bates, OLB 56 S.Finch, LB 59 W.Woodyard, T/G 71 D.Kelly, TE 86 A.Firkser, OLB 91 C.Wake, DT 92 M.Dickerson, DL 94 A.Johnson, DT 97 I.Mack
K 4 J.Slye, P 5 M.Palardy, WR 11 B.Zylstra, WR 13 J.Wright, WR 14 G.Dortch, WR 18 D.White, RB 20 J.Scarlett, CB 23 J.Elliott, S 28 R.Gaulden, RB 39 R.Bonnafon, FB 40 A.Armah, S 42 C.Jones, LS 44 J.Jansen, CB 47 R.Cockrell, LB 56 J.Carter, LB 57 A.Smith, T 60 D.Williams, C 69 T.Larsen, DT 77 K.Love, TE 80 I.Thomas, DE 91 B.Cox, DE 94 E.Obada, LB/DE 98 M.Haynes

Did Not Play Did Not Play
QB 8 M.Mariota, C 52 H.Grasu QB 3 W.Grier

Not Active Not Active
CB 30 C.Milton, C 60 B.Jones, T 61 A.Stinnie, G/T 66 K.Pamphile, TE 82 De.Walker, OLB 93 R.Gilbert, DT 99 J.Casey
QB 1 C.Newton, LB 43 J.Kunaszyk, LB/DE 50 C.Miller, T 74 G.Little, T 76 B.Witzmann, LB/DE 97 M.Addison

| Field Goals (made () & missed) | | | | | | | | | |
|---------------------------------|-------------------|----------------|--|--------|----|-----------|----|----|-------|
| R.Succop | | 43WL 56SH 44RU | | J.Slye | | (35) 49WL | | | |
| | | | | 1 | 2 | 3 | 4 | OT | Total |
| VISITOR: | Tennessee Titans | | | 0 | 0 | 7 | 13 | 0 | 20 |
| HOME: | Carolina Panthers | | | 0 | 17 | 7 | 6 | 0 | 30 |

| Scoring Plays | | | | | | | |
|-------------------------|-----|-------|---|--|--|------------|------|
| Team | Qtr | Time | Play Description (Extra Point) (Drive Info) | | | Visitor | Home |
| Panthers | 2 | 13:28 | J.Slye 35 yd. Field Goal (11-51, 5:21) | | | 0 | 3 |
| Panthers | 2 | 8:07 | C.McCaffrey 7 yd. pass from K.Allen (J.Slye kick) (4-15, 1:42) | | | 0 | 10 |
| Panthers | 2 | 0:58 | C.Samuel 12 yd. pass from K.Allen (J.Slye kick) (12-90, 6:06) | | | 0 | 17 |
| Titans | 3 | 10:11 | D.Henry 8 yd. run (R.Succop kick) (8-67, 4:49) | | | 7 | 17 |
| Panthers | 3 | 5:16 | C.McCaffrey 1 yd. run (J.Slye kick) (9-70, 4:55) | | | 7 | 24 |
| Titans | 4 | 14:14 | D.Henry 23 yd. pass from R.Tannehill (R.Succop kick) (8-94, 3:06) | | | 14 | 24 |
| Panthers | 4 | 10:23 | C.McCaffrey 58 yd. run (kick blocked) (6-83, 3:51) | | | 14 | 30 |
| Titans | 4 | 2:49 | R.Tannehill 10 yd. run (pass failed) (10-61, 3:12) | | | 20 | 30 |
| Paid Attendance: 72,540 | | | | | | Time: 3:17 | |

Final Individual Statistics

| Tennessee Titans | | | | | | | | | Carolina Panthers | | | | | | | | | | | | |
|------------------|--|--|-----|-----|------|-------|----|------|-------------------|-----------------|---------|-----|-----|------|------|------|-------|------|----|----|------|
| RUSHING | | | ATT | YDS | AVG | LG | TD | | RUSHING | | | ATT | YDS | AVG | LG | TD | | | | | |
| D.Henry | | | 13 | 63 | 4.8 | 12 | 1 | | C.McCaffrey | | | 24 | 146 | 6.1 | 58 | 2 | | | | | |
| R.Tannehill | | | 4 | 38 | 9.5 | 25 | 1 | | C.Samuel | | | 1 | 10 | 10.0 | 10 | 0 | | | | | |
| D.Lewis | | | 4 | 20 | 5.0 | 15 | 0 | | R.Bonnafon | | | 3 | 6 | 2.0 | 4 | 0 | | | | | |
| | | | | | | | | | C.Jones | | | 1 | 5 | 5.0 | 5 | 0 | | | | | |
| | | | | | | | | | K.Allen | | | 3 | -4 | -1.3 | -1 | 0 | | | | | |
| | | | | | | | | | J.Wright | | | 1 | -7 | -7.0 | -7 | 0 | | | | | |
| Total | | | 21 | 121 | 5.8 | 25 | 2 | | Total | | | 33 | 156 | 4.7 | 58 | 2 | | | | | |
| PASSING | | | ATT | CMP | YDS | SK/YD | TD | LG | IN | RT | PASSING | | | ATT | CMP | YDS | SK/YD | TD | LG | IN | RT |
| R.Tannehill | | | 39 | 27 | 331 | 4/21 | 1 | 35 | 2 | 82.3 | K.Allen | | | 32 | 17 | 232 | 3/18 | 2 | 32 | 1 | 84.4 |
| Total | | | 39 | 27 | 331 | 4/21 | 1 | 35 | 2 | 82.3 | Total | | | 32 | 17 | 232 | 3/18 | 2 | 32 | 1 | 84.4 |
| PASS RECEIVING | | | TAR | REC | YDS | AVG | LG | TD | | PASS RECEIVING | | | TAR | REC | YDS | AVG | LG | TD | | | |
| D.Lewis | | | 5 | 5 | 33 | 6.6 | 24 | 0 | | D.Moore | | | 10 | 7 | 101 | 14.4 | 32 | 0 | | | |
| A.Brown | | | 7 | 4 | 81 | 20.3 | 35 | 0 | | C.Samuel | | | 6 | 3 | 64 | 21.3 | 32 | 1 | | | |
| A.Humphries | | | 4 | 4 | 65 | 16.3 | 25 | 0 | | G.Olsen | | | 5 | 3 | 40 | 13.3 | 23 | 0 | | | |
| C.Davis | | | 5 | 4 | 48 | 12.0 | 18 | 0 | | C.McCaffrey | | | 3 | 3 | 20 | 6.7 | 10 | 1 | | | |
| D.Henry | | | 3 | 3 | 36 | 12.0 | 23 | 1 | | R.Bonnafon | | | 1 | 1 | 7 | 7.0 | 7 | 0 | | | |
| J.Smith | | | 5 | 3 | 18 | 6.0 | 7 | 0 | | J.Wright | | | 4 | 0 | 0 | 0.0 | 0 | 0 | | | |
| T.Sharpe | | | 4 | 2 | 31 | 15.5 | 16 | 0 | | | | | | | | | | | | | |
| K.Raymond | | | 3 | 2 | 19 | 9.5 | 14 | 0 | | | | | | | | | | | | | |
| A.Firkser | | | 1 | 0 | 0 | 0.0 | 0 | 0 | | | | | | | | | | | | | |
| Total | | | 37 | 27 | 331 | 12.3 | 35 | 1 | | Total | | | 29 | 17 | 232 | 13.6 | 32 | 2 | | | |
| INTERCEPTIONS | | | | NO | YDS | AVG | LG | TD | | INTERCEPTIONS | | | | NO | YDS | AVG | LG | TD | | | |
| H.Landry | | | | 1 | -2 | -2.0 | -2 | 0 | | T.Boston | | | | 1 | 20 | 20.0 | 20 | 0 | | | |
| | | | | | | | | | | D.Jackson | | | | 1 | 0 | 0.0 | 0 | 0 | | | |
| Total | | | | 1 | -2 | -2.0 | -2 | 0 | | Total | | | | 2 | 20 | 10.0 | 20 | 0 | | | |
| PUNTING | | | NO | YDS | AVG | NET | TB | IN20 | LG | PUNTING | | | NO | YDS | AVG | NET | TB | IN20 | LG | | |
| B.Kern | | | 3 | 139 | 46.3 | 42.7 | 0 | 0 | 53 | M.Palardy | | | 4 | 155 | 38.8 | 36.0 | 0 | 3 | 48 | | |
| Total | | | 3 | 139 | 46.3 | 42.7 | 0 | 0 | 53 | Total | | | 4 | 155 | 38.8 | 36.0 | 0 | 3 | 48 | | |
| PUNT RETURNS | | | NO | YDS | AVG | FC | LG | TD | | PUNT RETURNS | | | NO | YDS | AVG | FC | LG | TD | | | |
| A.Humphries | | | 1 | 11 | 11.0 | 3 | 11 | 0 | | G.Dortch | | | 2 | 11 | 5.5 | 0 | 11 | 0 | | | |
| | | | | | | | | | | [OUT OF BOUNDS] | | | 1 | 0 | 0.0 | 0 | 0 | 0 | | | |
| Total | | | 1 | 11 | 11.0 | 3 | 11 | 0 | | Total | | | 2 | 11 | 5.5 | 0 | 11 | 0 | | | |
| KICKOFF RETURNS | | | NO | YDS | AVG | FC | LG | TD | | KICKOFF RETURNS | | | NO | YDS | AVG | FC | LG | TD | | | |
| K.Raymond | | | 3 | 69 | 23.0 | 0 | 32 | 0 | | G.Dortch | | | 2 | 52 | 26.0 | 0 | 32 | 0 | | | |
| [TOUCHBACK] | | | 3 | 0 | 0.0 | 0 | 0 | 0 | | [TOUCHBACK] | | | 1 | 0 | 0.0 | 0 | 0 | 0 | | | |
| Total | | | 3 | 69 | 23.0 | 0 | 32 | 0 | | Total | | | 2 | 52 | 26.0 | 0 | 32 | 0 | | | |

Tennessee Titans

| FUMBLES | FUM | LOST | OWN-REC | YDS | TD | FORCED | OPP-REC | YDS | TD | OUT-BDS |
|---------|-----|------|---------|-----|----|--------|---------|-----|----|---------|
| D.Lewis | 1 | 1 | 0 | 0 | 0 | 0 | 0 | 0 | 0 | 0 |
| Total | 1 | 1 | 0 | 0 | 0 | 0 | 0 | 0 | 0 | 0 |

Carolina Panthers

| FUMBLES | FUM | LOST | OWN-REC | YDS | TD | FORCED | OPP-REC | YDS | TD | OUT-BDS |
|-----------|-----|------|---------|-----|----|--------|---------|-----|----|---------|
| E.Reid | 0 | 0 | 0 | 0 | 0 | 1 | 0 | 0 | 0 | 0 |
| D.Jackson | 0 | 0 | 0 | 0 | 0 | 0 | 1 | 0 | 0 | 0 |
| Total | 0 | 0 | 0 | 0 | 0 | 1 | 1 | 0 | 0 | 0 |

Final Team Statistics

| | Visitor Titans | Home Panthers |
|---|-------------------|------------------|
| TOTAL FIRST DOWNS | 24 | 22 |
| By Rushing | 5 | 7 |
| By Passing | 17 | 13 |
| By Penalty | 2 | 2 |
| THIRD DOWN EFFICIENCY | 3-10-30% | 5-14-36% |
| FOURTH DOWN EFFICIENCY | 1-1-100% | 2-2-100% |
| TOTAL NET YARDS | 431 | 370 |
| Total Offensive Plays (inc. times thrown passing) | 64 | 68 |
| Average gain per offensive play | 6.7 | 5.4 |
| NET YARDS RUSHING | 121 | 156 |
| Total Rushing Plays | 21 | 33 |
| Average gain per rushing play | 5.8 | 4.7 |
| Tackles for a loss-number and yards | 1-2 | 2-9 |
| NET YARDS PASSING | 310 | 214 |
| Times thrown - yards lost attempting to pass | 4-21 | 3-18 |
| Gross yards passing | 331 | 232 |
| PASS ATTEMPTS-COMPLETIONS-HAD INTERCEPTED | 39-27-2 | 32-17-1 |
| Avg gain per pass play (inc.# thrown passing) | 7.2 | 6.1 |
| KICKOFFS Number-In End Zone-Touchbacks | 4-3-1 | 6-4-3 |
| PUNTS Number and Average | 3-46.3 | 4-38.8 |
| Had Blocked | 0 | 0 |
| FGs - PATs Had Blocked | 0-0 | 0-1 |
| Net Punting Average | 42.7 | 36.0 |
| TOTAL RETURN YARDAGE (Not Including Kickoffs) | 9 | 31 |
| No. and Yards Punt Returns | 1-11 | 2-11 |
| No. and Yards Kickoff Returns | 3-69 | 2-52 |
| No. and Yards Interception Returns | 1--2 | 2-20 |
| PENALTIES Number and Yards | 11-99 | 6-77 |
| FUMBLES Number and Lost | 1-1 | 0-0 |
| TOUCHDOWNS | 3 | 4 |
| Rushing | 2 | 2 |
| Passing | 1 | 2 |
| EXTRA POINTS Made-Attempts | 2-3 | 3-4 |
| Kicking Made-Attempts | 2-2 | 3-4 |
| Passing Made-Attempts | 0-1 | 0-0 |
| FIELD GOALS Made-Attempts | 0-3 | 1-2 |
| RED ZONE EFFICIENCY | 2-2-100% | 3-4-75% |
| GOAL TO GO EFFICIENCY | 1-1-100% | 1-2-50% |
| SAFETIES | 0 | 0 |
| FINAL SCORE | 20 | 30 |
| TIME OF POSSESSION | 26:43 | 33:17 |

Ball Possession And Drive Chart

Tennessee Titans

| # | Time Recd | Time Lost | Time Poss | How Ball Obtained | Drive Began | # Play | Yds Gain | Yds Pen | Net Yds | 1st Down | Last Scrm | How Given Up |
|----|-----------|-----------|-----------|-------------------|-------------|--------|----------|---------|---------|----------|-----------|--------------|
| 1 | 12:02 | 9:41 | 2:21 | Punt | TEN 24 | 4 | 9 | 42 | 51 | 1 | CAR 25 | Missed FG |
| 2 | 6:49 | 3:49 | 3:00 | Interception | TEN 26 | 3 | 35 | -28 | 7 | 0 | TEN 33 | Punt |
| 3 | 13:28 | 11:29 | 1:59 | Kickoff | TEN 25 | 3 | 30 | 0 | 30 | 1 | CAR 45 | Fumble |
| 4 | 10:36 | 9:49 | 0:47 | Punt | TEN 17 | 2 | 1 | 0 | 1 | 0 | TEN 18 | Interception |
| 5 | 8:07 | 7:04 | 1:03 | Kickoff | TEN 25 | 3 | 2 | 0 | 2 | 0 | TEN 27 | Punt |
| 6 | 0:58 | 0:00 | 0:58 | Kickoff | TEN 25 | 8 | 37 | 0 | 37 | 3 | CAR 38 | Missed FG |
| 7 | 15:00 | 10:11 | 4:49 | Kickoff | TEN 33 | 8 | 72 | -5 | 67 | 4 | * CAR 8 | Touchdown |
| 8 | 5:16 | 3:20 | 1:56 | Kickoff | TEN 15 | 3 | -5 | 0 | -5 | 0 | TEN 10 | Punt |
| 9 | 2:20 | 14:14 | 3:06 | Punt | TEN 6 | 8 | 94 | 0 | 94 | 3 | CAR 23 | Touchdown |
| 10 | 10:23 | 8:33 | 1:50 | Kickoff | TEN 10 | 5 | 40 | 0 | 40 | 3 | 50 | Interception |
| 11 | 6:01 | 2:49 | 3:12 | Missed FG | TEN 39 | 10 | 61 | 0 | 61 | 5 | * CAR 10 | Touchdown |
| 12 | 2:29 | 0:47 | 1:42 | Punt | TEN 14 | 10 | 55 | 5 | 60 | 4 | CAR 26 | Missed FG |

(259) Average TEN 22

Carolina Panthers

| # | Time Recd | Time Lost | Time Poss | How Ball Obtained | Drive Began | # Play | Yds Gain | Yds Pen | Net Yds | 1st Down | Last Scrm | How Given Up |
|----|-----------|-----------|-----------|-------------------|-------------|--------|----------|---------|---------|----------|-----------|--------------|
| 1 | 15:00 | 12:02 | 2:58 | Kickoff | CAR 25 | 6 | 14 | 0 | 14 | 1 | CAR 39 | Punt |
| 2 | 9:41 | 6:49 | 2:52 | Missed FG | CAR 33 | 6 | 28 | 5 | 33 | 2 | TEN 34 | Interception |
| 3 | 3:49 | 13:28 | 5:21 | Punt | CAR 32 | 11 | 51 | 0 | 51 | 3 | * TEN 17 | Field Goal |
| 4 | 11:29 | 10:36 | 0:53 | Fumble | CAR 42 | 3 | 4 | 0 | 4 | 0 | CAR 46 | Punt |
| 5 | 9:49 | 8:07 | 1:42 | Interception | TEN 15 | 4 | 15 | 0 | 15 | 1 | * TEN 7 | Touchdown |
| 6 | 7:04 | 0:58 | 6:06 | Punt | CAR 10 | 12 | 90 | 0 | 90 | 6 | * TEN 12 | Touchdown |
| 7 | 10:11 | 5:16 | 4:55 | Kickoff | CAR 30 | 9 | 59 | 11 | 70 | 5 | * TEN 1 | Touchdown |
| 8 | 3:20 | 2:20 | 1:00 | Punt | 50 | 3 | 4 | 0 | 4 | 0 | TEN 46 | Punt |
| 9 | 14:14 | 10:23 | 3:51 | Kickoff | CAR 17 | 6 | 93 | -10 | 83 | 3 | CAR 42 | Touchdown |
| 10 | 8:33 | 6:01 | 2:32 | Interception | TEN 46 | 5 | 15 | 0 | 15 | 1 | TEN 31 | Missed FG |
| 11 | 2:49 | 2:29 | 0:20 | Kickoff | TEN 43 | 3 | -1 | 0 | -1 | 0 | TEN 44 | Punt |
| 12 | 0:47 | 0:00 | 0:47 | Missed FG | CAR 34 | 2 | -2 | 0 | -2 | 0 | CAR 33 | End of Game |

(469) Average CAR 39

* inside opponent's 20

| Time of Possession by Quarter | | 1st | 2nd | 3rd | 4th | OT | Total |
|---------------------------------|-------------------|--------------------|-------|----------------------|------|----|-------|
| Visitor | Tennessee Titans | 5:21 | 4:47 | 9:05 | 7:30 | | 26:43 |
| Home | Carolina Panthers | 9:39 | 10:13 | 5:55 | 7:30 | | 33:17 |
| Kickoff Drive No.-Start Average | | Titans: 6 - TEN 22 | | Panthers: 3 - CAR 24 | | | |

Final Defensive Statistics

| Tennessee Titans | Regular Defensive Plays | | | | | | | | | | | | Special Teams | | | | | Misc | | | |
|------------------|-------------------------|-----|------|----|-------|-----|---|----|----|----|----|--|---------------|-----|----|----|----|------|-----|----|----|
| | TKL | AST | COMB | SK | / YDS | TFL | Q | IN | PD | FF | FR | | TKL | AST | FF | FR | BL | TKL | AST | FF | FR |
| L.Ryan | 3 | 7 | 10 | 0 | 0 | 0 | 0 | 0 | 1 | 0 | 0 | | 0 | 0 | 0 | 0 | 0 | 0 | 0 | 0 | 0 |
| R.Evans | 4 | 5 | 9 | 0 | 0 | 0 | 1 | 0 | 0 | 0 | 0 | | 0 | 0 | 0 | 0 | 0 | 0 | 0 | 0 | 0 |
| J.Brown | 4 | 4 | 8 | 0 | 0 | 0 | 0 | 0 | 0 | 0 | 0 | | 0 | 0 | 0 | 0 | 0 | 0 | 0 | 0 | 0 |
| H.Landry | 2 | 6 | 8 | 1 | 8 | 2 | 1 | 1 | 1 | 0 | 0 | | 0 | 0 | 0 | 0 | 0 | 0 | 0 | 0 | 0 |
| W.Woodyard | 2 | 6 | 8 | 0 | 0 | 0 | 0 | 0 | 0 | 0 | 0 | | 0 | 0 | 0 | 0 | 0 | 0 | 0 | 0 | 0 |
| D.Jones | 1 | 5 | 6 | 0 | 0 | 0 | 1 | 0 | 1 | 0 | 0 | | 0 | 0 | 0 | 0 | 0 | 0 | 0 | 0 | 0 |
| A.Jackson | 2 | 2 | 4 | 0 | 0 | 1 | 0 | 0 | 1 | 0 | 0 | | 0 | 0 | 0 | 0 | 0 | 0 | 0 | 0 | 0 |
| A.Johnson | 0 | 4 | 4 | 0 | 0 | 0 | 0 | 0 | 1 | 0 | 0 | | 0 | 0 | 0 | 0 | 0 | 0 | 0 | 0 | 0 |
| K.Correa | 1 | 2 | 3 | 1 | 3 | 1 | 1 | 0 | 0 | 0 | 0 | | 0 | 0 | 0 | 0 | 0 | 0 | 0 | 0 | 0 |
| K.Byard | 1 | 2 | 3 | 0 | 0 | 0 | 0 | 0 | 0 | 0 | 0 | | 1 | 0 | 0 | 0 | 0 | 0 | 0 | 0 | 0 |
| J.Simmons | 0 | 3 | 3 | 0 | 0 | 0 | 0 | 0 | 0 | 0 | 0 | | 0 | 0 | 0 | 0 | 0 | 0 | 0 | 0 | 0 |
| S.Finch | 1 | 0 | 1 | 1 | 7 | 1 | 1 | 0 | 0 | 0 | 0 | | 0 | 0 | 0 | 0 | 0 | 0 | 0 | 0 | 0 |
| K.Vaccaro | 1 | 0 | 1 | 0 | 0 | 0 | 0 | 0 | 1 | 0 | 0 | | 0 | 0 | 0 | 0 | 0 | 0 | 0 | 0 | 0 |
| D.Cruikshank | 1 | 0 | 1 | 0 | 0 | 0 | 0 | 0 | 0 | 0 | 0 | | 0 | 1 | 0 | 0 | 1 | 0 | 0 | 0 | 0 |
| C.Wake | 0 | 0 | 0 | 0 | 0 | 0 | 1 | 0 | 0 | 0 | 0 | | 0 | 0 | 0 | 0 | 0 | 0 | 0 | 0 | 0 |
| M.Butler | 0 | 0 | 0 | 0 | 0 | 0 | 0 | 0 | 2 | 0 | 0 | | 0 | 0 | 0 | 0 | 0 | 0 | 0 | 0 | 0 |
| K.Raymond | 0 | 0 | 0 | 0 | 0 | 0 | 0 | 0 | 0 | 0 | 0 | | 1 | 1 | 0 | 0 | 0 | 0 | 0 | 0 | 0 |
| D.Bates | 0 | 0 | 0 | 0 | 0 | 0 | 0 | 0 | 0 | 0 | 0 | | 1 | 0 | 0 | 0 | 0 | 0 | 0 | 0 | 0 |
| M.Pruitt | 0 | 0 | 0 | 0 | 0 | 0 | 0 | 0 | 0 | 0 | 0 | | 0 | 1 | 0 | 0 | 0 | 0 | 0 | 0 | 0 |
| J.Conklin | 0 | 0 | 0 | 0 | 0 | 0 | 0 | 0 | 0 | 0 | 0 | | 0 | 0 | 0 | 0 | 0 | 1 | 0 | 0 | 0 |
| N.Davis | 0 | 0 | 0 | 0 | 0 | 0 | 0 | 0 | 0 | 0 | 0 | | 0 | 0 | 0 | 0 | 0 | 1 | 0 | 0 | 0 |
| T.Lewan | 0 | 0 | 0 | 0 | 0 | 0 | 0 | 0 | 0 | 0 | 0 | | 0 | 0 | 0 | 0 | 0 | 1 | 0 | 0 | 0 |
| Total | 23 | 46 | 69 | 3 | 18 | 5 | 6 | 1 | 8 | 0 | 0 | | 3 | 3 | 0 | 0 | 1 | 3 | 0 | 0 | 0 |

TKL = Tackle AST = Assist COMB = Combined QH=QB Hit IN = Interception PD = Pass Defense FF = Forced Fumble FR = Fumble Recovery

| Carolina Panthers | Regular Defensive Plays | | | | | | | | | | | | Special Teams | | | | | Misc | | | |
|-------------------|-------------------------|-----|------|----|-------|-----|----|----|----|----|----|--|---------------|-----|----|----|----|------|-----|----|----|
| | TKL | AST | COMB | SK | / YDS | TFL | QH | IN | PD | FF | FR | | TKL | AST | FF | FR | BL | TKL | AST | FF | FR |
| S.Thompson | 10 | 1 | 11 | 1 | 7 | 3 | 1 | 0 | 0 | 0 | 0 | | 0 | 0 | 0 | 0 | 0 | 0 | 0 | 0 | 0 |
| E.Reid | 9 | 2 | 11 | 1 | 0 | 0 | 1 | 0 | 0 | 1 | 0 | | 0 | 0 | 0 | 0 | 0 | 0 | 0 | 0 | 0 |
| R.Cockrell | 5 | 3 | 8 | 0 | 0 | 0 | 0 | 0 | 0 | 0 | 0 | | 0 | 0 | 0 | 0 | 0 | 0 | 0 | 0 | 0 |
| L.Kuechly | 3 | 3 | 6 | 0 | 0 | 0 | 0 | 0 | 1 | 0 | 0 | | 0 | 0 | 0 | 0 | 0 | 0 | 0 | 0 | 0 |
| D.Poe | 2 | 1 | 3 | 1 | 7 | 1 | 1 | 0 | 0 | 0 | 0 | | 0 | 0 | 0 | 0 | 0 | 0 | 0 | 0 | 0 |
| T.Boston | 2 | 1 | 3 | 0 | 0 | 0 | 0 | 1 | 2 | 0 | 0 | | 0 | 0 | 0 | 0 | 0 | 0 | 0 | 0 | 0 |
| G.McCoy | 2 | 1 | 3 | 0 | 0 | 1 | 0 | 0 | 0 | 0 | 0 | | 0 | 0 | 0 | 0 | 0 | 0 | 0 | 0 | 0 |
| K.Love | 1 | 1 | 2 | 0 | 0 | 0 | 0 | 0 | 0 | 0 | 0 | | 0 | 0 | 0 | 0 | 0 | 0 | 0 | 0 | 0 |
| J.Bradberry | 1 | 1 | 2 | 0 | 0 | 0 | 0 | 0 | 0 | 0 | 0 | | 0 | 0 | 0 | 0 | 0 | 0 | 0 | 0 | 0 |
| M.Haynes | 1 | 0 | 1 | 1 | 7 | 1 | 1 | 0 | 0 | 0 | 0 | | 0 | 0 | 0 | 0 | 0 | 0 | 0 | 0 | 0 |
| D.Jackson | 1 | 0 | 1 | 0 | 0 | 0 | 0 | 1 | 1 | 0 | 1 | | 0 | 0 | 0 | 0 | 0 | 0 | 0 | 0 | 0 |
| J.Elliott | 1 | 0 | 1 | 0 | 0 | 0 | 0 | 0 | 0 | 0 | 0 | | 1 | 0 | 0 | 0 | 0 | 0 | 0 | 0 | 0 |
| B.Cox | 1 | 0 | 1 | 0 | 0 | 0 | 0 | 0 | 0 | 0 | 0 | | 0 | 1 | 0 | 0 | 0 | 0 | 0 | 0 | 0 |
| V.Butler | 1 | 0 | 1 | 0 | 0 | 0 | 0 | 0 | 0 | 0 | 0 | | 0 | 0 | 0 | 0 | 0 | 0 | 0 | 0 | 0 |
| B.Irvin | 0 | 1 | 1 | 0 | 0 | 0 | 1 | 0 | 0 | 0 | 0 | | 0 | 0 | 0 | 0 | 0 | 0 | 0 | 0 | 0 |
| E.Obada | 0 | 1 | 1 | 0 | 0 | 0 | 0 | 0 | 0 | 0 | 0 | | 0 | 0 | 0 | 0 | 0 | 0 | 0 | 0 | 0 |
| C.Jones | 0 | 0 | 0 | 0 | 0 | 0 | 0 | 0 | 0 | 0 | 0 | | 1 | 0 | 0 | 0 | 0 | 0 | 0 | 0 | 0 |
| J.Carter | 0 | 0 | 0 | 0 | 0 | 0 | 0 | 0 | 0 | 0 | 0 | | 1 | 0 | 0 | 0 | 0 | 0 | 0 | 0 | 0 |
| J.Slye | 0 | 0 | 0 | 0 | 0 | 0 | 0 | 0 | 0 | 0 | 0 | | 0 | 1 | 0 | 0 | 0 | 0 | 0 | 0 | 0 |
| J.Wright | 0 | 0 | 0 | 0 | 0 | 0 | 0 | 0 | 0 | 0 | 0 | | 0 | 0 | 0 | 0 | 0 | 1 | 0 | 0 | 0 |
| Total | 40 | 16 | 56 | 4 | 21 | 6 | 5 | 2 | 4 | 1 | 1 | | 3 | 2 | 0 | 0 | 0 | 1 | 0 | 0 | 0 |

First Half Summary

[illegible]

First Half Summary

[illegible]

Play By Play

First Quarter

11/3/2019

TEN wins the coin toss and elects to defer. CAR elects to Receive, and TEN elects to defend the east goal.

R.Succop kicks 65 yards from TEN 35 to end zone, Touchback.

Carolina Panthers at 15:00

| | | |
|--------------------|--|----|
| 1-10-CAR 25 | (15:00) K.Allen pass incomplete deep middle to G.Olsen (L.Ryan). | |
| 2-10-CAR 25 | (14:55) C.McCaffrey left tackle to CAR 27 for 2 yards (H.Landry; D.Jones). | |
| 3-8-CAR 27 | (14:18) (Shotgun) K.Allen pass short right to D.Moore to CAR 36 for 9 yards (A.Jackson) [C.Wake]. | P1 |
| <u>1-10-CAR 36</u> | (13:37) C.McCaffrey left end pushed ob at CAR 42 for 6 yards (J.Brown). | |
| 2-4-CAR 42 | (13:03) K.Allen sacked at CAR 39 for -3 yards (K.Correa). | |
| 3-7-CAR 39 | (12:16) (Shotgun) K.Allen pass incomplete short right to G.Olsen. | |
| 4-7-CAR 39 | (12:12) M.Palardy punts 48 yards to TEN 13, Center-J.Jansen. A.Humphries to TEN 24 for 11 yards (C.Jones). | |

Tennessee Titans at 12:02

| | | |
|--------------------|--|----|
| 1-10-TEN 24 | (12:02) R.Tannehill pass incomplete deep right to T.Sharpe. | |
| | PENALTY on CAR-J.Bradberry, Defensive Pass Interference, 42 yards, enforced at TEN 24 - No Play. | X1 |
| <u>1-10-CAR 34</u> | (11:54) D.Henry up the middle to CAR 31 for 3 yards (D.Poe). | |
| 2-7-CAR 31 | (11:11) (Shotgun) R.Tannehill sacked at CAR 38 for -7 yards (D.Poe). | |
| 3-14-CAR 38 | (10:34) (Shotgun) R.Tannehill pass short middle to A.Humphries to CAR 25 for 13 yards (E.Reid). | |
| 4-1-CAR 25 | (9:47) R.Succop 43 yard field goal is No Good, Wide Left, Center-B.Brinkley, Holder-B.Kern. | |

Carolina Panthers at 9:41

| | | |
|--------------------|---|----|
| 1-10-CAR 33 | (9:41) K.Allen pass deep left to G.Olsen to TEN 44 for 23 yards (L.Ryan). | P2 |
| <u>1-10-TEN 44</u> | (9:05) (Shotgun) K.Allen pass incomplete deep left to D.Moore (M.Butler). | |
| 2-10-TEN 44 | (8:58) (Shotgun) C.McCaffrey up the middle to TEN 40 for 4 yards (J.Brown; J.Simmons). | |
| 3-6-TEN 40 | (8:24) (Shotgun) C.McCaffrey up the middle to TEN 38 for 2 yards (K.Byard). FUMBLES (K.Byard), RECOVERED by TEN-K.Byard at TEN 38. K.Byard to TEN 38 for no gain (C.McCaffrey). | |
| | PENALTY on TEN-R.Evans, Illegal Use of Hands, 5 yards, enforced at TEN 40 - No Play. | X3 |
| <u>1-10-TEN 35</u> | (8:18) (Shotgun) K.Allen pass short right to D.Moore to TEN 27 for 8 yards (K.Byard; L.Ryan). | |
| 2-2-TEN 27 | (7:37) J.Wright right end to TEN 34 for -7 yards (A.Jackson). | |
| 3-9-TEN 34 | (6:55) (Shotgun) K.Allen pass short middle intended for J.Wright INTERCEPTED by H.Landry (K.Vaccaro) at TEN 28. H.Landry to TEN 26 for -2 yards (J.Wright). | |

Tennessee Titans at 6:49

| | | |
|-------------|--|--|
| 1-10-TEN 26 | (6:49) PENALTY on CAR-G.McCoy, Neutral Zone Infraction, 5 yards, enforced at TEN 26 - No Play. | |
| 1-5-TEN 31 | (6:49) D.Henry left tackle to TEN 44 for 13 yards (R.Cockrell; T.Boston). | |
| | PENALTY on TEN-T.Lewan, Offensive Holding, 10 yards, enforced at TEN 31 - No Play. | |
| 1-15-TEN 21 | (6:26) (Shotgun) R.Tannehill pass incomplete deep middle to A.Firkser. | |
| | PENALTY on TEN-T.Lewan, Face Mask (15 Yards), 10 yards, enforced at TEN 21 - No Play. | |
| 1-25-TEN 11 | (6:21) (Shotgun) D.Lewis left end to TEN 26 for 15 yards (E.Reid). | |
| 2-10-TEN 26 | (5:40) (Shotgun) R.Tannehill pass short right to A.Humphries to TEN 35 for 9 yards (R.Cockrell). | |
| | PENALTY on TEN-N.Davis, Face Mask (15 Yards), 13 yards, enforced at TEN 26 - No Play. | |
| 2-23-TEN 13 | (5:17) (Shotgun) R.Tannehill pass short left to J.Smith to TEN 17 for 4 yards (R.Cockrell; L.Kuechly). | |
| 3-19-TEN 17 | (4:36) (Shotgun) R.Tannehill pass short right to A.Humphries to TEN 33 for 16 yards (E.Reid). | |
| 4-3-TEN 33 | (3:58) B.Kern punts 35 yards to CAR 32, Center-B.Brinkley, out of bounds. | |

Carolina Panthers at 3:49

| | | |
|--------------------|---|----|
| 1-10-CAR 32 | (3:49) (Shotgun) C.McCaffrey up the middle to CAR 35 for 3 yards (R.Evans; K.Correa). | |
| 2-7-CAR 35 | (3:14) C.McCaffrey left guard to CAR 35 for no gain (R.Evans). | |
| 3-7-CAR 35 | (2:35) (Shotgun) K.Allen pass deep right to C.Samuel to TEN 33 for 32 yards (L.Ryan). | P4 |
| <u>1-10-TEN 33</u> | (1:53) C.McCaffrey left end to TEN 27 for 6 yards (R.Evans; H.Landry). | |
| 2-4-TEN 27 | (1:12) C.McCaffrey up the middle to TEN 21 for 6 yards (R.Evans). | R5 |
| <u>1-10-TEN 21</u> | (:28) C.McCaffrey left tackle to TEN 14 for 7 yards (R.Evans). | |

END OF QUARTER

| | Score | Time Poss | First Downs | | | | Efficiencies | |
|-------------------|-------|-----------|-------------|---|---|---|--------------|--------|
| | | | R | P | X | T | 3 Down | 4 Down |
| Tennessee Titans | 0 | 5:21 | 0 | 0 | 1 | 1 | 0/2 | 0/0 |
| Carolina Panthers | 0 | 9:39 | 1 | 3 | 1 | 5 | 2/4 | 0/0 |

Play By Play

Second Quarter

11/3/2019

Carolina Panthers continued.

2-3-TEN 14 (15:00) C.McCaffrey left tackle to TEN 9 for 5 yards (H.Landry; L.Ryan).

R6

1-9-TEN 9 (14:25) (Shotgun) K.Allen pass incomplete short middle (D.Jones).

2-9-TEN 9 (14:19) (Shotgun) K.Allen pass incomplete short middle to C.Samuel.

3-9-TEN 9 (14:15) (Shotgun) K.Allen sacked at TEN 17 for -8 yards (H.Landry).

4-17-TEN 17 (13:34) J.Slye 35 yard field goal is GOOD, Center-J.Jansen, Holder-M.Palardy.

TEN 0 CAR 3, 11 plays, 51 yards, 5:21 drive, 1:32 elapsed

J.Slye kicks 65 yards from CAR 35 to end zone, Touchback.

Tennessee Titans at 13:28

1-10-TEN 25 (13:28) R.Tannehill pass short left to A.Brown to TEN 48 for 23 yards (S.Thompson).

P2

1-10-TEN 48 (13:28) PENALTY on TEN-J.Conklin, False Start, 5 yards, enforced at TEN 48 - No Play.

1-15-TEN 43 (12:34) D.Lewis up the middle to 50 for 7 yards (E.Reid).

2-8-50 (11:58) (Shotgun) R.Tannehill sacked at TEN 48 for -2 yards (M.Haynes).

PENALTY on CAR-M.Haynes, Defensive Offside, 5 yards, enforced at 50 - No Play.

2-3-CAR 45 (11:36) D.Lewis left guard to CAR 45 for no gain (E.Reid). FUMBLES (E.Reid), RECOVERED by CAR-D.Jackson at CAR 42. D.Jackson to CAR 42 for no gain (J.Conklin).

Carolina Panthers at 11:29

1-10-CAR 42 (11:29) C.McCaffrey right guard to CAR 46 for 4 yards (J.Brown; A.Jackson).

2-6-CAR 46 (10:56) (Shotgun) K.Allen pass deep right to J.Wright to TEN 35 for 19 yards (L.Ryan). Tennessee challenged the pass completion ruling, and the play was REVERSED. (Shotgun) K.Allen pass incomplete deep right to J.Wright.

3-6-CAR 46 (10:51) (Shotgun) K.Allen pass incomplete deep left to D.Moore (M.Butler).

4-6-CAR 46 (10:45) M.Palardy punts 37 yards to TEN 17, Center-J.Jansen, fair catch by A.Humphries.

Tennessee Titans at 10:36

1-10-TEN 17 (10:36) D.Henry left guard to TEN 18 for 1 yard (L.Kuechly; B.Irvin).

2-9-TEN 18 (9:58) R.Tannehill pass short middle intended for A.Brown INTERCEPTED by D.Jackson at TEN 31. D.Jackson to TEN 31 for no gain (N.Davis).

PENALTY on TEN-C.Davis, Face Mask (15 Yards), 15 yards, enforced at TEN 30.

Penalty on TEN-A.Brown, Offensive Pass Interference, declined.

Carolina Panthers at 9:49

1-10-TEN 15 (9:49) C.McCaffrey left end to TEN 10 for 5 yards (J.Brown).

2-5-TEN 10 (9:04) C.McCaffrey up the middle to TEN 7 for 3 yards (R.Evans; A.Johnson).

3-2-TEN 7 (8:20) K.Allen pass incomplete short right.

4-2-TEN 7 (8:10) K.Allen pass short right to C.McCaffrey for 7 yards, TOUCHDOWN.

P7

J.Slye extra point is GOOD, Center-J.Jansen, Holder-M.Palardy.

TEN 0 CAR 10, 4 plays, 15 yards, 1:42 drive, 6:53 elapsed

J.Slye kicks 65 yards from CAR 35 to end zone, Touchback.

Tennessee Titans at 8:07

1-10-TEN 25 (8:07) R.Tannehill pass incomplete short left to J.Smith (T.Boston).

2-10-TEN 25 (8:01) R.Tannehill scrambles up the middle to TEN 27 for 2 yards (K.Love).

3-8-TEN 27 (7:22) (Shotgun) R.Tannehill pass incomplete short right to A.Brown.

4-8-TEN 27 (7:16) B.Kern punts 53 yards to CAR 20, Center-B.Brinkley. G.Dortch to CAR 30 for 10 yards (D.Bates).

PENALTY on CAR-J.Elliott, Offensive Holding, 10 yards, enforced at CAR 20.

Carolina Panthers at 7:04

1-10-CAR 10 (7:04) C.McCaffrey up the middle to CAR 11 for 1 yard (D.Jones; A.Johnson).

2-9-CAR 11 (6:22) K.Allen pass deep right to C.Samuel to CAR 31 for 20 yards (J.Brown; W.Woodyard).

P8

1-10-CAR 31 (5:38) K.Allen pass short right to D.Moore to CAR 44 for 13 yards (L.Ryan).

P9

1-10-CAR 44 (4:56) (Shotgun) K.Allen pass short left to G.Olsen to 50 for 6 yards (W.Woodyard; L.Ryan).

2-4-50 (4:22) C.McCaffrey left end pushed ob at TEN 47 for 3 yards (J.Brown).

Timeout #1 by CAR at 03:45.

3-1-TEN 47 (3:45) (Shotgun) K.Allen pass short left to C.McCaffrey to TEN 44 for 3 yards (J.Brown).

P10

1-10-TEN 44 (3:07) K.Allen pass short left to G.Olsen ran ob at TEN 33 for 11 yards.

P11

1-10-TEN 33 (2:33) (Shotgun) C.McCaffrey right tackle to TEN 30 for 3 yards (L.Ryan; H.Landry).

Tennessee Titans vs Carolina Panthers at Bank of America Stadium

Two-Minute Warning

| | | |
|--------------------|--|-----|
| 2-7-TEN 30 | (2:00) K.Allen sacked at TEN 37 for -7 yards (S.Finch). Timeout #1 by TEN at 01:55. | |
| 3-14-TEN 37 | (1:55) (Shotgun) K.Allen pass short left to D.Moore to TEN 19 for 18 yards (D.Jones). Timeout #2 by TEN at 01:39. | P12 |
| <u>1-10-TEN 19</u> | (1:39) (Shotgun) K.Allen pass short right to D.Moore to TEN 12 for 7 yards (K.Byard; L.Ryan). | |
| 2-3-TEN 12 | (1:04) (Shotgun) K.Allen pass short left to C.Samuel for 12 yards, TOUCHDOWN [D.Jones]. TEN-M.Butler was injured during the play. He is Out. J.Slye extra point is GOOD, Center-J.Jansen, Holder-M.Palardy. | P13 |

TEN 0 CAR 17, 12 plays, 90 yards, 6:06 drive, 14:02 elapsed

J.Slye kicks 65 yards from CAR 35 to end zone, Touchback.

Tennessee Titans at 0:58

| | | |
|--------------------|--|----|
| 1-10-TEN 25 | (:58) (Shotgun) R.Tannehill pass short right to C.Davis to TEN 36 for 11 yards (R.Cockrell). | P3 |
| <u>1-10-TEN 36</u> | (:40) (No Huddle, Shotgun) R.Tannehill pass incomplete short middle to A.Firkser (L.Kuechly). | |
| 2-10-TEN 36 | (:36) (Shotgun) R.Tannehill pass short right to A.Humphries to TEN 47 for 11 yards (S.Thompson). Timeout #3 by TEN at 00:28. | P4 |
| <u>1-10-TEN 47</u> | (:28) (Shotgun) R.Tannehill pass short right to D.Lewis pushed ob at CAR 29 for 24 yards (E.Reid). Penalty on CAR-B.Burns, Defensive Offside, declined. | P5 |
| <u>1-10-CAR 29</u> | (:21) (Shotgun) R.Tannehill pass short right to D.Lewis pushed ob at CAR 31 for -2 yards (S.Thompson). | |
| 2-12-CAR 31 | (:17) (Shotgun) R.Tannehill sacked at CAR 38 for -7 yards (M.Haynes). | |
| 3-19-CAR 38 | (:17) (No Huddle, Shotgun) R.Tannehill spiked the ball to stop the clock. | |
| 4-19-CAR 38 | (:04) R.Succop 56 yard field goal is No Good, Short, Center-B.Brinkley, Holder-B.Kern. | |

END OF QUARTER

| | Score | Time Poss | First Downs | | | | Efficiencies | |
|-------------------|-------|-----------|-------------|---|---|---|--------------|--------|
| | | | R | P | X | T | 3 Down | 4 Down |
| Tennessee Titans | 0 | 4:47 | 0 | 4 | 0 | 4 | 0/2 | 0/0 |
| Carolina Panthers | 17 | 10:13 | 1 | 7 | 0 | 8 | 2/5 | 1/1 |

Play By Play

Third Quarter

11/3/2019

TEN elects to Receive, and CAR elects to Receive.

J.Slye kicks 64 yards from CAR 35 to TEN 1. K.Raymond to TEN 33 for 32 yards (B.Cox; J.Slye).

Tennessee Titans at 15:00, (1st play from scrimmage 14:54)

| | | |
|--------------------|---|----|
| 1-10-TEN 33 | (14:54) D.Henry left guard to TEN 42 for 9 yards (E.Reid). | |
| 2-1-TEN 42 | (14:19) D.Henry up the middle to TEN 49 for 7 yards (R.Cockrell; E.Reid). | R6 |
| <u>1-10-TEN 49</u> | (13:41) D.Henry left tackle to CAR 49 for 2 yards (D.Poe; G.McCoy). | |
| 2-8-CAR 49 | (13:05) D.Henry right end to CAR 37 for 12 yards (S.Thompson). | R7 |
| <u>1-10-CAR 37</u> | (12:29) D.Henry up the middle to CAR 35 for 2 yards (S.Thompson). | |
| 2-8-CAR 35 | (11:51) PENALTY on TEN-A.Brown, False Start, 5 yards, enforced at CAR 35 - No Play. | |
| 2-13-CAR 40 | (11:27) (Shotgun) R.Tannehill scrambles left end to CAR 15 for 25 yards (R.Cockrell). | R8 |
| <u>1-10-CAR 15</u> | (10:50) D.Henry up the middle to CAR 8 for 7 yards (T.Boston; E.Obada). | |
| 2-3-CAR 8 | (10:18) (No Huddle) D.Henry up the middle for 8 yards, TOUCHDOWN. | R9 |
| | R.Succop extra point is GOOD, Center-B.Brinkley, Holder-B.Kern. | |

TEN 7 CAR 17, 8 plays, 67 yards, 4:49 drive, 4:49 elapsed

R.Succop kicks 67 yards from TEN 35 to CAR -2. G.Dortch to CAR 30 for 32 yards (K.Raymond).

Carolina Panthers at 10:11, (1st play from scrimmage 10:04)

| | | |
|--------------------|--|-----|
| 1-10-CAR 30 | (10:04) C.McCaffrey up the middle to CAR 36 for 6 yards (H.Landry; J.Brown). | |
| 2-4-CAR 36 | (9:25) (Shotgun) K.Allen pass incomplete deep right to C.Samuel (A.Jackson). | |
| 3-4-CAR 36 | (9:18) (Shotgun) K.Allen pass incomplete short right to J.Wright. | |
| 4-4-CAR 36 | (9:10) (Punt formation) C.Jones right end to CAR 41 for 5 yards (D.Cruikshank). | R14 |
| <u>1-10-CAR 41</u> | (8:19) (Shotgun) C.McCaffrey up the middle to TEN 48 for 11 yards (R.Evans). | R15 |
| <u>1-10-TEN 48</u> | (7:42) (Shotgun) C.McCaffrey left guard to TEN 45 for 3 yards (D.Jones; L.Ryan). | |
| 2-7-TEN 45 | (7:02) (Shotgun) C.McCaffrey right guard to TEN 40 for 5 yards (R.Evans; L.Ryan). | |
| | PENALTY on TEN-K.Vaccaro, Defensive Offside, 5 yards, enforced at TEN 45 - No Play. | |
| 2-2-TEN 40 | (6:42) C.McCaffrey right guard to TEN 39 for 1 yard (W.Woodyard; J.Simmons). | |
| 3-1-TEN 39 | (6:05) A.Armah right guard to TEN 38 for 1 yard (K.Correa; R.Evans). | |
| | PENALTY on TEN-K.Correa, Defensive Offside, 6 yards, enforced at TEN 39 - No Play. | X16 |
| <u>1-10-TEN 33</u> | (5:47) (Shotgun) K.Allen pass deep left to D.Moore to TEN 1 for 32 yards (K.Vaccaro). | P17 |
| <u>1-1-TEN 1</u> | (5:19) D.Williams reported in as eligible. C.McCaffrey left guard for 1 yard, TOUCHDOWN. | R18 |
| | J.Slye extra point is GOOD, Center-J.Jansen, Holder-M.Palardy. | |

TEN 7 CAR 24, 9 plays, 70 yards, 2 penalties, 4:55 drive, 9:44 elapsed

J.Slye kicks 68 yards from CAR 35 to TEN -3. K.Raymond ran ob at TEN 38 for 41 yards (J.Elliott).

PENALTY on TEN-D.Bates, Offensive Holding, 10 yards, enforced at TEN 25.

Tennessee Titans at 5:16, (1st play from scrimmage 5:09)

| | | |
|-------------|---|--|
| 1-10-TEN 15 | (5:09) R.Tannehill sacked at TEN 8 for -7 yards (S.Thompson). | |
| 2-17-TEN 8 | (4:27) (Shotgun) D.Henry up the middle to TEN 10 for 2 yards (E.Reid). | |
| 3-15-TEN 10 | (3:43) (Shotgun) R.Tannehill pass incomplete deep left to T.Sharpe. | |
| 4-15-TEN 10 | (3:35) B.Kern punts 51 yards to CAR 39, Center-B.Brinkley. G.Dortch to 50 for 11 yards (K.Byard, M.Pruitt). | |

Carolina Panthers at 3:20

| | | |
|------------|---|--|
| 1-10-50 | (3:20) K.Allen pass incomplete short right. | |
| 2-10-50 | (3:13) (Shotgun) C.McCaffrey up the middle to TEN 46 for 4 yards (R.Evans; W.Woodyard). | |
| 3-6-TEN 46 | (2:34) (Shotgun) K.Allen pass incomplete deep left to C.Samuel. | |
| 4-6-TEN 46 | (2:27) M.Palardy punts 40 yards to TEN 6, Center-J.Jansen, fair catch by A.Humphries. | |

Tennessee Titans at 2:20

| | | |
|--------------------|---|-----|
| 1-10-TEN 6 | (2:20) R.Tannehill up the middle to TEN 7 for 1 yard (V.Butler). | |
| 2-9-TEN 7 | (1:57) (No Huddle, Shotgun) D.Henry up the middle to TEN 14 for 7 yards (K.Love; E.Reid). | |
| 3-2-TEN 14 | (1:38) (No Huddle, Shotgun) R.Tannehill pass short middle to A.Humphries pushed ob at TEN 39 for 25 yards (T.Boston). | P10 |
| <u>1-10-TEN 39</u> | (1:08) D.Henry up the middle to TEN 42 for 3 yards (R.Cockrell). | |
| 2-7-TEN 42 | (:28) (No Huddle) D.Henry right end to TEN 42 for no gain (G.McCoy). | |

Tennessee Titans vs Carolina Panthers at Bank of America Stadium

END OF QUARTER

| | Score | Time | First Downs | | | | Efficiencies | |
|-------------------|-------|------|-------------|---|---|---|--------------|--------|
| | | Poss | R | P | X | T | 3 Down | 4 Down |
| Tennessee Titans | 7 | 9:05 | 4 | 1 | 0 | 5 | 1/2 | 0/0 |
| Carolina Panthers | 24 | 5:55 | 3 | 1 | 1 | 5 | 0/2 | 1/1 |

Play By Play

Fourth Quarter

11/3/2019

Tennessee Titans continued.

| | | |
|--------------------|--|-----|
| 3-7-TEN 42 | (15:00) (Shotgun) R.Tannehill pass deep right to A.Brown to CAR 23 for 35 yards (J.Bradberry). | P11 |
| <u>1-10-CAR 23</u> | (14:31) (No Huddle, Shotgun) R.Tannehill pass incomplete deep left to A.Brown. | |
| 2-10-CAR 23 | (14:24) (Shotgun) R.Tannehill pass short right to D.Henry for 23 yards, TOUCHDOWN. | P12 |
| | R.Succop extra point is GOOD, Center-B.Brinkley, Holder-B.Kern. | |

TEN 14 CAR 24, 8 plays, 94 yards, 3:06 drive, 0:46 elapsed

R.Succop kicks 68 yards from TEN 35 to CAR -3. G.Dortch to CAR 17 for 20 yards (D.Cruikshank; K.Raymond).

Carolina Panthers at 14:14, (1st play from scrimmage 14:08)

| | | |
|--------------------|---|-----|
| 1-10-CAR 17 | (14:08) C.McCaffrey up the middle to CAR 20 for 3 yards (H.Landry; A.Johnson). | |
| 2-7-CAR 20 | (13:32) (Shotgun) K.Allen pass short left to C.McCaffrey pushed ob at CAR 30 for 10 yards (W.Woodyard). | P19 |
| <u>1-10-CAR 30</u> | (12:54) (Shotgun) C.McCaffrey right guard to CAR 31 for 1 yard (W.Woodyard; J.Simmons). | |
| 2-9-CAR 31 | (12:12) K.Allen pass short right to C.McCaffrey to TEN 48 for 21 yards (K.Byard). | |
| | PENALTY on CAR-T.Moton, Offensive Holding, 10 yards, enforced at CAR 31 - No Play. | |
| 2-19-CAR 21 | (11:46) (Shotgun) K.Allen pass short right to R.Bonnafon pushed ob at CAR 28 for 7 yards (W.Woodyard). | |
| 3-12-CAR 28 | (11:15) (Shotgun) K.Allen pass short right to D.Moore to CAR 42 for 14 yards (K.Byard). | P20 |
| <u>1-10-CAR 42</u> | (10:33) C.McCaffrey up the middle for 58 yards, TOUCHDOWN. | R21 |
| | J.Slye extra point is Blocked (D.Cruikshank), Center-J.Jansen, Holder-M.Palardy. | |
| | PENALTY on TEN-D.Bates, Lowering the Head to Initiate Contact, 15 yards, enforced between downs. | |

TEN 14 CAR 30, 6 plays, 83 yards, 3:51 drive, 4:37 elapsed

M.Palardy kicks 49 yards from 50 to TEN 1. K.Raymond to TEN 10 for 9 yards (J.Carter). TEN-D.Cruikshank was injured during the play.

Tennessee Titans at 10:23, (1st play from scrimmage 10:18)

| | | |
|--------------------|---|-----|
| 1-10-TEN 10 | (10:18) R.Tannehill pass short left to A.Brown to TEN 23 for 13 yards (D.Jackson). | P13 |
| <u>1-10-TEN 23</u> | (9:53) (No Huddle, Shotgun) R.Tannehill pass short left to D.Henry to TEN 34 for 11 yards (B.Cox). | P14 |
| <u>1-10-TEN 34</u> | (9:31) (No Huddle, Shotgun) R.Tannehill pass short right to D.Henry to TEN 36 for 2 yards (L.Kuechly). | |
| 2-8-TEN 36 | (9:04) (No Huddle, Shotgun) R.Tannehill pass short left to K.Raymond to 50 for 14 yards (T.Boston). | P15 |
| <u>1-10-50</u> | (8:43) (No Huddle, Shotgun) R.Tannehill pass deep middle intended for K.Raymond INTERCEPTED by T.Boston at CAR 34. T.Boston to TEN 46 for 20 yards (T.Lewan). | |

Carolina Panthers at 8:33

| | | |
|--------------------|--|-----|
| 1-10-TEN 46 | (8:33) C.Samuel right end to TEN 36 for 10 yards (A.Jackson; L.Ryan). | R22 |
| <u>1-10-TEN 36</u> | (7:46) R.Bonnafon left guard to TEN 32 for 4 yards (D.Jones; W.Woodyard). | |
| 2-6-TEN 32 | (7:02) R.Bonnafon up the middle to TEN 31 for 1 yard (K.Correa; A.Johnson). | |
| 3-5-TEN 31 | (6:15) K.Allen pass incomplete short right to J.Wright [R.Evans]. | |
| | Timeout #1 by CAR at 06:06. | |
| 4-5-TEN 31 | (6:06) J.Slye 49 yard field goal is No Good, Wide Left, Center-J.Jansen, Holder-M.Palardy. | |

Tennessee Titans at 6:01

| | | |
|--------------------|---|-----|
| 1-10-TEN 39 | (6:01) (Shotgun) R.Tannehill pass incomplete deep right to C.Davis. | |
| | Penalty on CAR-J.Bradberry, Defensive Pass Interference, offsetting, enforced at TEN 39 - No Play. | |
| | Penalty on TEN-N.Davis, Illegal Use of Hands, offsetting. | |
| 1-10-TEN 39 | (5:47) R.Tannehill pass short right to D.Lewis to TEN 36 for -3 yards (S.Thompson). | |
| 2-13-TEN 36 | (5:27) (No Huddle, Shotgun) R.Tannehill pass short right to C.Davis to TEN 48 for 12 yards (S.Thompson; J.Bradberry) [B.Irvin]. | |
| 3-1-TEN 48 | (5:01) (No Huddle) D.Lewis right end to TEN 46 for -2 yards (G.McCoy). | |
| | Timeout #2 by CAR at 04:32. | |
| 4-3-TEN 46 | (4:32) (Shotgun) R.Tannehill pass short left to C.Davis to CAR 47 for 7 yards (J.Elliott). | P16 |
| <u>1-10-CAR 47</u> | (4:10) (No Huddle, Shotgun) R.Tannehill pass short left to A.Brown ran ob at CAR 37 for 10 yards. | P17 |
| <u>1-10-CAR 37</u> | (4:05) (Shotgun) R.Tannehill pass incomplete short left to J.Smith. | |
| 2-10-CAR 37 | (4:01) (Shotgun) R.Tannehill pass short right to T.Sharpe to CAR 22 for 15 yards (R.Cockrell; L.Kuechly). | P18 |
| <u>1-10-CAR 22</u> | (3:39) (No Huddle, Shotgun) R.Tannehill pass short middle to J.Smith to CAR 15 for 7 yards (L.Kuechly). | |
| 2-3-CAR 15 | (3:18) (No Huddle, Shotgun) R.Tannehill pass short middle to K.Raymond to CAR 10 for 5 yards (L.Kuechly). | P19 |
| <u>1-10-CAR 10</u> | (2:58) (No Huddle, Shotgun) R.Tannehill scrambles right end for 10 yards, TOUCHDOWN. | R20 |
| | (Pass formation) TWO-POINT CONVERSION ATTEMPT. R.Tannehill pass to A.Humphries is incomplete. ATTEMPT FAILS. | |

TEN 20 CAR 30, 10 plays, 61 yards, 3:12 drive, 12:11 elapsed

R.Succop kicks onside 8 yards from TEN 35 to TEN 43. G.Olsen (didn't try to advance) to TEN 43 for no gain.

Tennessee Titans vs Carolina Panthers at Bank of America Stadium

Carolina Panthers at 2:49, (1st play from scrimmage 2:48)

- 1-10-TEN 43 (2:48) R.Bonnafon up the middle to TEN 42 for 1 yard (D.Jones; R.Evans).
Timeout #1 by TEN at 02:44.
- 2-9-TEN 42 (2:44) K.Allen pass incomplete short left to D.Moore (A.Johnson).
- 3-9-TEN 42 (2:41) K.Allen left end to TEN 44 for -2 yards (H.Landry).
Timeout #2 by TEN at 02:36.
- 4-11-TEN 44 (2:36) M.Palardy punts 30 yards to TEN 14, Center-J.Jansen, fair catch by A.Humphries.

Tennessee Titans at 2:29

- 1-10-TEN 14 (2:29) (Shotgun) R.Tannehill pass short middle to D.Lewis to TEN 19 for 5 yards (S.Thompson).
- 2-5-TEN 19 (2:10) (No Huddle, Shotgun) R.Tannehill pass short right to D.Lewis pushed ob at TEN 28 for 9 yards (S.Thompson). P21
- 1-10-TEN 28 (2:04) (Shotgun) R.Tannehill pass incomplete deep right to A.Brown.
PENALTY on CAR-L.Kuechly, Defensive Holding, 5 yards, enforced at TEN 28 - No Play. X22

Two-Minute Warning

- 1-10-TEN 33 (1:57) (Shotgun) R.Tannehill sacked at TEN 33 for 0 yards (E.Reid).
- 2-10-TEN 33 (1:35) (No Huddle, Shotgun) R.Tannehill pass incomplete short right to C.Davis.
- 3-10-TEN 33 (1:34) (Shotgun) R.Tannehill pass deep right to T.Sharpe to TEN 49 for 16 yards (R.Cockrell). P23
- 1-10-TEN 49 (1:14) (No Huddle, Shotgun) R.Tannehill pass short right to C.Davis to CAR 33 for 18 yards (R.Cockrell). P24
Penalty on CAR-B.Irvin, Defensive Too Many Men on Field, declined.
- 1-10-CAR 33 (1:08) (Shotgun) R.Tannehill pass incomplete short right to T.Sharpe.
- 2-10-CAR 33 (1:05) (No Huddle, Shotgun) R.Tannehill pass short right to J.Smith to CAR 26 for 7 yards (S.Thompson).
- 3-3-CAR 26 (1:05) (No Huddle) R.Tannehill spiked the ball to stop the clock.
- 4-3-CAR 26 (:52) R.Succop 44 yard field goal is No Good, Hit Right Upright, Center-B.Brinkley, Holder-B.Kern.

Carolina Panthers at 0:47

- 1-10-CAR 34 (:47) K.Allen kneels to CAR 33 for -1 yards.
- 2-11-CAR 33 (:29) K.Allen kneels to CAR 32 for -1 yards.

END OF QUARTER

| | Score | Time Poss | First Downs | | | | Efficiencies | |
|-------------------|-------|-----------|-------------|----|---|----|--------------|--------|
| | | | R | P | X | T | 3 Down | 4 Down |
| Tennessee Titans | 20 | 7:30 | 1 | 12 | 1 | 14 | 2/4 | 1/1 |
| Carolina Panthers | 30 | 7:30 | 2 | 2 | 0 | 4 | 1/3 | 0/0 |

Miscellaneous Statistics Report

Tennessee Titans vs Carolina Panthers
11/3/2019 at Bank of America Stadium

Ten Longest Plays for Tennessee Titans

| Yards | Qtr | Play Start | Play Description |
|-------|-----|-------------|--|
| 35 | 4 | 3-7-TEN 42 | (15:00) (Shotgun) R.Tannehill pass deep right to A.Brown to CAR 23 for 35 yards (J.Bradberry). |
| 25 | 3 | 2-13-CAR 40 | (11:27) (Shotgun) R.Tannehill scrambles left end to CAR 15 for 25 yards (R.Cockrell). |
| 25 | 3 | 3-2-TEN 14 | (1:38) (No Huddle, Shotgun) R.Tannehill pass short middle to A.Humphries pushed ob at TEN 39 for 25 yards (T.Boston). |
| 24 | 2 | 1-10-TEN 47 | (:28) (Shotgun) R.Tannehill pass short right to D.Lewis pushed ob at CAR 29 for 24 yards (E.Reid). Penalty on CAR-B.Burns, Defensive Offside, declined. |
| 23 | 2 | 1-10-TEN 25 | (13:28) R.Tannehill pass short left to A.Brown to TEN 48 for 23 yards (S.Thompson). |
| 23 | 4 | 2-10-CAR 23 | (14:24) (Shotgun) R.Tannehill pass short right to D.Henry for 23 yards, TOUCHDOWN. |
| 18 | 4 | 1-10-TEN 49 | (1:14) (No Huddle, Shotgun) R.Tannehill pass short right to C.Davis to CAR 33 for 18 yards (R.Cockrell). Penalty on CAR-B.Irvin, Defensive Too Many Men on Field, declined. |
| 16 | 1 | 3-19-TEN 17 | (4:36) (Shotgun) R.Tannehill pass short right to A.Humphries to TEN 33 for 16 yards (E.Reid). |
| 16 | 4 | 3-10-TEN 33 | (1:34) (Shotgun) R.Tannehill pass deep right to T.Sharpe to TEN 49 for 16 yards (R.Cockrell). |
| 15 | 1 | 1-25-TEN 11 | (6:21) (Shotgun) D.Lewis left end to TEN 26 for 15 yards (E.Reid). |

Ten Longest Plays for Carolina Panthers

| Yards | Qtr | Play Start | Play Description |
|-------|-----|-------------|---|
| 58 | 4 | 1-10-CAR 42 | (10:33) C.McCaffrey up the middle for 58 yards, TOUCHDOWN. |
| 32 | 1 | 3-7-CAR 35 | (2:35) (Shotgun) K.Allen pass deep right to C.Samuel to TEN 33 for 32 yards (L.Ryan). |
| 32 | 3 | 1-10-TEN 33 | (5:47) (Shotgun) K.Allen pass deep left to D.Moore to TEN 1 for 32 yards (K.Vaccaro). |
| 23 | 1 | 1-10-CAR 33 | (9:41) K.Allen pass deep left to G.Olsen to TEN 44 for 23 yards (L.Ryan). |
| 20 | 2 | 2-9-CAR 11 | (6:22) K.Allen pass deep right to C.Samuel to CAR 31 for 20 yards (J.Brown; W.Woodyard). |
| 18 | 2 | 3-14-TEN 37 | (1:55) (Shotgun) K.Allen pass short left to D.Moore to TEN 19 for 18 yards (D.Jones). |
| 14 | 4 | 3-12-CAR 28 | (11:15) (Shotgun) K.Allen pass short right to D.Moore to CAR 42 for 14 yards (K.Byard). |
| 13 | 2 | 1-10-CAR 31 | (5:38) K.Allen pass short right to D.Moore to CAR 44 for 13 yards (L.Ryan). |
| 12 | 2 | 2-3-TEN 12 | (1:04) (Shotgun) K.Allen pass short left to C.Samuel for 12 yards, TOUCHDOWN [D.Jones]. TEN-M.Butler was injured during |
| 11 | 2 | 1-10-TEN 44 | (3:07) K.Allen pass short left to G.Olsen ran ob at TEN 33 for 11 yards. |

Touchdown Scoring Information

| | | Offense | Defense | Special Teams |
|---------|-------------------|---------|---------|---------------|
| VISITOR | Tennessee Titans | 3 | 0 | 0 |
| HOME | Carolina Panthers | 4 | 0 | 0 |

Player Scoring Information

| Club | Player | TD | Rush TD | Rec TD | KO TD | Punt TD | Int TD | Fum TD | Misc TD | FG | XP | 2Pt Rush | 2Pt Rec | Sfty | Points |
|------|-------------|----|---------|--------|-------|---------|--------|--------|---------|----|----|----------|---------|------|--------|
| TEN | D.Henry | 0 | 1 | 1 | 0 | 0 | 0 | 0 | 0 | 0 | 0 | 0 | 0 | 0 | 12 |
| TEN | R.Tannehill | 0 | 1 | 0 | 0 | 0 | 0 | 0 | 0 | 0 | 0 | 0 | 0 | 0 | 6 |
| TEN | R.Succop | 0 | 0 | 0 | 0 | 0 | 0 | 0 | 0 | 0 | 2 | 0 | 0 | 0 | 2 |
| CAR | C.McCaffrey | 0 | 2 | 1 | 0 | 0 | 0 | 0 | 0 | 0 | 0 | 0 | 0 | 0 | 18 |
| CAR | C.Samuel | 0 | 0 | 1 | 0 | 0 | 0 | 0 | 0 | 0 | 0 | 0 | 0 | 0 | 6 |
| CAR | J.Slye | 0 | 0 | 0 | 0 | 0 | 0 | 0 | 0 | 1 | 3 | 0 | 0 | 0 | 6 |

Possession Detail

| | First Half | | Second Half | | Game | |
|-----------------------------|------------|------|-------------|-------|---------|-------|
| | Visitor | Home | Visitor | Home | Visitor | Home |
| Largest Lead | 0 | 17 | 0 | 17 | 0 | 17 |
| Drives Leading | 0 | 3 | 0 | 6 | 0 | 9 |
| Time of Possession Leading | 0:00 | 8:41 | 0:00 | 13:25 | 0:00 | 22:06 |
| Largest Deficit | -17 | 0 | -17 | 0 | -17 | 0 |
| Drives Trailing | 4 | 0 | 6 | 0 | 10 | 0 |
| Time of Possession Trailing | 4:47 | 0:00 | 16:35 | 0:00 | 21:22 | 0:00 |
| Times Score Tied Up | | 0 | | 0 | | 0 |
| Lead Changes | | 1 | | 0 | | 1 |

Playtime Percentage

Percent of playtime per player on offense, defense and special teams

| Tennessee Titans | | | | | | Carolina Panthers | | | | | |
|------------------|----|---------|---------|---------------|-----|-------------------|----|---------|---------|---------------|-----|
| | | Offense | Defense | Special Teams | | | | Offense | Defense | Special Teams | |
| R Saffold | G | 75 100% | | 5 | 17% | G Van Roten | G | 71 100% | | 6 | 21% |
| N Davis | G | 75 100% | | 5 | 17% | M Paradis | C | 71 100% | | 6 | 21% |
| J Conklin | T | 75 100% | | 5 | 17% | T Moton | T | 71 100% | | 6 | 21% |
| T Lewan | T | 75 100% | | 5 | 17% | T Turner | G | 71 100% | | 4 | 14% |
| J Douglas | G | 75 100% | | 5 | 17% | D Daley | G | 71 100% | | | |
| R Tannehill | QB | 75 100% | | | | K Allen | QB | 71 100% | | | |
| C Davis | WR | 58 77% | | | | D Moore | WR | 67 94% | | 1 | 3% |
| J Smith | TE | 55 73% | | 5 | 17% | G Olsen | TE | 65 92% | | 1 | 3% |
| A Brown | WR | 52 69% | | | | C McCaffrey | RB | 61 86% | | | |
| A Humphries | WR | 47 63% | | 5 | 17% | C Samuel | WR | 53 75% | | | |
| D Henry | RB | 40 53% | | | | J Wright | WR | 36 51% | | | |
| D Lewis | RB | 35 47% | | 1 | 3% | C Manhertz | TE | 34 48% | | 7 | 24% |
| T Sharpe | WR | 33 44% | | | | A Armah | FB | 19 27% | | 18 | 62% |
| K Raymond | WR | 22 29% | | 9 | 31% | R Bonnafon | RB | 8 11% | | 18 | 62% |
| A Firkser | TE | 20 27% | | 10 | 34% | I Thomas | TE | 5 7% | | 5 | 17% |
| M Pruitt | TE | 13 17% | | 17 | 59% | J Scarlett | RB | 3 4% | | 14 | 48% |
| K Vaccaro | SS | | 71 100% | 4 | 14% | D Williams | T | 2 3% | | 6 | 21% |
| K Byard | FS | | 71 100% | 4 | 14% | B Zylstra | WR | 2 3% | | 1 | 3% |
| L Ryan | CB | | 71 100% | 2 | 7% | S Thompson | LB | | 75 100% | 6 | 21% |
| H Landry | LB | | 69 97% | 2 | 7% | E Reid | SS | | 75 100% | 5 | 17% |
| R Evans | LB | | 66 93% | | | L Kuechly | LB | | 75 100% | 5 | 17% |
| A Jackson | CB | | 62 87% | | | D Jackson | CB | | 75 100% | 5 | 17% |
| D Jones | NT | | 61 86% | 8 | 28% | T Boston | FS | | 75 100% | | |
| J Simmons | DT | | 49 69% | 8 | 28% | R Cockrell | CB | | 59 79% | 7 | 24% |
| M Butler | CB | | 42 59% | 1 | 3% | J Bradberry | CB | | 57 76% | 4 | 14% |
| W Woodyard | LB | | 40 56% | 12 | 41% | B Burns | LB | | 52 69% | 3 | 10% |
| K Correa | LB | | 36 51% | 15 | 52% | B Irvin | LB | | 50 67% | 2 | 7% |
| J Brown | LB | | 36 51% | 2 | 7% | D Poe | NT | | 42 56% | 6 | 21% |
| A Johnson | NT | | 30 42% | 13 | 45% | G McCoy | DT | | 39 52% | 5 | 17% |
| S Finch | LB | | 25 35% | 7 | 24% | V Butler | DE | | 39 52% | 5 | 17% |
| L Sims | CB | | 16 23% | 14 | 48% | M Haynes | LB | | 30 40% | 9 | 31% |
| A Hooker | FS | | 12 17% | 24 | 83% | K Love | NT | | 29 39% | | |
| C Wake | DE | | 12 17% | | | J Elliott | CB | | 22 29% | 9 | 31% |
| M Dickerson | DT | | 7 10% | | | E Obada | DE | | 20 27% | 11 | 38% |
| I Mack | DT | | 5 7% | 10 | 34% | B Cox | DE | | 11 15% | 5 | 17% |
| D Bates | LB | | | 24 | 83% | C Jones | FS | | | 23 | 79% |
| D Cruikshank | SS | | | 22 | 76% | J Carter | LB | | | 18 | 62% |
| J Kalu | CB | | | 17 | 59% | A Smith | LB | | | 18 | 62% |
| D Long | LB | | | 16 | 55% | D White | WR | | | 17 | 59% |
| R Smith | RB | | | 12 | 41% | R Gaulden | SS | | | 16 | 55% |
| R Succop | K | | | 9 | 31% | M Palardy | P | | | 12 | 41% |
| B Kern | P | | | 8 | 28% | J Jansen | LS | | | 11 | 38% |
| B Brinkley | LS | | | 8 | 28% | J Slye | K | | | 11 | 38% |
| D Kelly | T | | | 5 | 17% | T Larsen | C | | | 6 | 21% |
| | | | | | | G Dortch | WR | | | 6 | 21% |

TITANS PULL OUT IMPROBABLE 35-32 WIN OVER CHIEFS

**BY JIM WYATT
TITANS ONLINE
NOVEMBER 10, 2019**

NASHVILLE – First came the frantic gut-check drive.

Next, the double-thud.

Then, the celebration.

The Titans pulled out an improbable win over the Kansas City Chiefs on Sunday, winning 35-32 on a day when the team's fans waved their light blue flags proudly as red-clad Chiefs fans headed for the exits at Nissan Stadium. On the field, players were celebrating along with them after a crazy ending to a crazy game.

"I am filled with joy," said defensive back Joshu Kalu, who blocked a field goal on the final play of the game to create the double-thud noise, and preserve the win. "Once I (blocked) it, I knew we had won the game. I'll never forget that moment the rest of my life. I'm so happy for me and my teammates."

Moments earlier, Titans quarterback Ryan Tannehill had completed a 23-yard touchdown pass to receiver Adam Humphries with 23 seconds left to give the Titans a 35-32 lead.

The Titans battled back from a 29-20 deficit in the final seven minutes to win it.

"Everyone is pumped," Tannehill said. "It's fun to win a game like that. Just the excitement – that's why we love playing the game is competing, finding ways to win, and just that bond you create in moments like that. Definitely a big win for us."

Running back Derrick Henry finished the game with 188 yards and two touchdowns for the Titans, including a 68-yard run.

Tannehill completed 13-of-19 passes for 181 yards and two touchdowns, with a 133.9 rating, against the Chiefs. He also ran for 37 yards and scored on a two-point conversion. Tannehill is now 3-1 as a starter since replacing Marcus Mariota prior to the team's game over the Chargers.

The Titans improved to 5-5 with the win.

"This win took everything," Titans cornerback Logan Ryan said. "It was a true battle. It felt like a playoff game in my mind, with the back and forth. We didn't quit, and that shows you a lot about this team. We have six games left, and you don't know what the story will be like at the end. But people have to say this team has a lot of fight."

The Titans fell down 10-0 early, but they battled back. And they kept battling back all day to stay alive on a day when Chiefs quarterback Patrick Mahomes threw for 446 yards and three touchdowns in his return to action.

The Titans took a 20-19 lead in the third quarter on a 68-yard touchdown run by Henry, who busted up the middle and outraced defenders into the end zone before the Chiefs jumped ahead 29-20, getting points on a Harrison Butker field goal and then on a 63-yard completion from Mahomes to receiver Mecole Hardiman.

But the Titans didn't fold. A one-yard touchdown run by Henry cut the lead to 29-27 with just 6:26 left in the contest before another field goal by Butker gave the Chiefs a 32-27 lead with 3:14 left in the contest.

The Chiefs had a chance to add to the lead but botched a field goal try with 1:21 left and that gave the Titans a chance to win it at the end.

Titans coach Mike Vrabel and players applauded Tannehill for his poise in guiding the team down the field in the hectic final moments. Tannehill connected with Humphries for a 23-yard touchdown pass with just 23 seconds left,

capping a four-play, 61-yard drive that took just 58 seconds.

"Ryan is a dog," tight end Jonnu Smith said of Tannehill. "We have got so many dogs on this team. Every single person is this locker room helped us get a win today."

When the Chiefs quickly got into position to tie the contest with a field goal, Kalu quickly got into position to block the 52-yard try, and he saved the day when he got his left hand on it.

"That was like one of those Madden plays," Chiefs receiver Tyreek Hill said of the block. "He came off the edge like perfectly. So, good for him, bad for us."

Earlier in the game, the Chiefs jumped ahead 10-0 on a three-yard touchdown pass from Mahomes to tight end Travis Kelce, and on another field goal by Butker. Tannehill's nine-yard touchdown pass to tight end Anthony Firkser cut into the lead, and then the Titans took the lead 13-10 on a 53-yard fumble return for a touchdown by linebacker Rashaan Evans, who picked up the loose ball and outraced everyone for a score.

The Chiefs tied the game on a 41-yard kick by Butker, and it was 13-13 at the half. The Chiefs reclaimed the lead 19-13 on an 11-yard touchdown pass from Mahomes to receiver Tyreek Hill with 6:54 left in the third quarter, and then came the wild finish that started with Henry's long run.

The Titans have a bye next weekend before returning to action on November 24 against the Jaguars.

"I felt like we got ourselves back into position. Now, the next step," Vrabel said of the team's standing with six games left. "We've been at this point before, and so it's going to be critical that we do everything that we can to take that next step. Before I go, I want to thank every one of those Titans fans that came out today. The ones that decided to come and cheer us and yell for us and stick around, I appreciate them."

Hopefully they can bring some people with them, because I know the guys are going to play their tail off for them. They're going to compete. It's not always pretty, that's football. I just want to thank the ones that came out here and supported us."

#

Week 10

National Football League Game Summary

NFL Copyright © 2019 by The National Football League. All rights reserved. This summary and play-by-play is for the express purpose of assisting media in their coverage of the game; any other use of this material is prohibited without the written permission of the National Football League. Updated: 11/11/2019

Date: Sunday, 11/10/2019 Kansas City Chiefs at Tennessee Titans Start Time: 12:02 PM Central
at Nissan Stadium, Nashville, TN

Game Day Weather

Game Weather: Sunny Temp: 63° F (17.2° C) Humidity: 35%, Wind: SW 9 mph
Played Outdoors on Turf: Grass Outdoor Weather: Sunny, Wind Chill: 61

Officials

Referee: Corrente, Tony (99) Umpire: Schuster, Bill (129) Down Judge: McKenzie, Dana (8)
Line Judge: Podraza, Tim (47) Field Judge: Washington, Keith (7) Side Judge: Cheek, Boris (41)
Back Judge: Prukop, Todd (30) Replay Official: Stewart, Charles (0)

Lineups

| Kansas City Chiefs | | | | Tennessee Titans | | | |
|--------------------|--------------|---------|--------------|------------------|-------------|---------|------------|
| Offense | | Defense | | Offense | | Defense | |
| WR 10 | T.Hill | LDE 90 | E.Ogbah | WR 11 | A.Brown | DE 98 | J.Simmons |
| LT 75 | C.Erving | LDT 91 | D.Nnadi | TE 81 | J.Smith | NT 90 | D.Jones |
| LG 74 | M.Rankin | RDT 95 | C.Jones | LT 77 | T.Lewan | OLB 44 | K.Correa |
| C 62 | A.Reiter | RDE 92 | T.Kpassagnon | LG 76 | R.Saffold | ILB 54 | R.Evans |
| RG 77 | A.Wylie | LB 53 | A.Hitchens | C 60 | B.Jones | ILB 59 | W.Woodyard |
| RT 71 | M.Schwartz | LB 54 | D.Wilson | RG 64 | N.Davis | OLB 58 | H.Landry |
| TE 87 | T.Kelce | LB 59 | R.Ragland | RT 78 | J.Conklin | CB 26 | L.Ryan |
| WR 14 | S.Watkins | LCB 21 | B.Breeland | TE 85 | M.Pruitt | SS 24 | K.Vaccaro |
| QB 15 | P.Mahomes | RCB 35 | C.Ward | WR 19 | T.Sharpe | FS 31 | K.Byard |
| RB 26 | Dam.Williams | FS 22 | J.Thornhill | QB 17 | R.Tannehill | CB 25 | A.Jackson |
| WR 11 | D.Robinson | SS 32 | T.Mathieu | RB 22 | D.Henry | CB 36 | L.Sims |

Substitutions

P 2 D.Colquitt, K 7 H.Butker, WR 13 B.Pringle, WR 17 M.Hardman, DB 20 M.Claiborne, S 23 A.Watts, S 24 J.Lucas, CB 27 R.Fenton, RB 31 D.Williams, RB 34 D.Thompson, LS 41 J.Winchester, FB 42 A.Sherman, LB 44 D.O'Daniel, S 49 D.Sorensen, LB 50 D.Lee, DE 55 F.Clark, LB 56 B.Niemann, C 61 S.Wisniewski, G 73 N.Allegretti, TE 81 B.Bell, TE 82 D.Yelder, DT 93 J.Ivie, DT 99 K.Saunders

Substitutions

K 4 R.Succop, P 6 B.Kern, WR 10 A.Humphries, WR 14 K.Raymond, WR 16 C.Hollister, DB 29 D.Cruikshank, CB 30 C.Milton, RB 33 D.Lewis, DB 37 A.Hooker, RB 45 R.Smith, DB 46 J.Kalu, LS 48 B.Brinkley, LB 51 D.Long, LB 53 D.Bates, OLB 56 S.Finch, T/G 71 D.Kelly, G 75 J.Douglas, TE 86 A.Firkser, OLB 91 C.Wake, DT 92 M.Dickerson, OLB 93 R.Gilbert, DL 94 A.Johnson, DT 97 I.Mack

Did Not Play

QB 8 M.Moore

Did Not Play

QB 8 M.Mariota

Not Active

QB 4 C.Henne, RB 25 L.McCoy, CB 29 K.Fuller, DT 64 M.Pennel, T 72 E.Fisher, G 76 L.Duvernay-Tardif, DE 97 A.Okafor

Not Active

DB 23 T.Smith, C 52 H.Grasu, LB 55 J.Brown, G/T 66 K.Pamphile, TE 82 De.Walker, WR 84 C.Davis, DT 99 J.Casey

Field Goals (made () & missed)

H.Butker (30) (41) (43) (39) 52B

| | | 1 | 2 | 3 | 4 | OT | Total |
|----------|--------------------|----|----|---|----|----|-------|
| VISITOR: | Kansas City Chiefs | 10 | 3 | 9 | 10 | 0 | 32 |
| HOME: | Tennessee Titans | 0 | 13 | 7 | 15 | 0 | 35 |

Scoring Plays

| Team | Qtr | Time | Play Description (Extra Point) (Drive Info) | Visitor | Home |
|--------|-----|-------|--|---------|------|
| Chiefs | 1 | 9:19 | T.Kelce 3 yd. pass from P.Mahomes (H.Butker kick) (12-69, 5:41) | 7 | 0 |
| Chiefs | 1 | 4:43 | H.Butker 30 yd. Field Goal (4-8, 3:05) | 10 | 0 |
| Titans | 2 | 10:23 | A.Firkser 9 yd. pass from R.Tannehill (R.Succop kick) (4-73, 1:34) | 10 | 7 |
| Titans | 2 | 6:14 | R.Evans 53 yd. fumble return (kick failed, wl) | 10 | 13 |
| Chiefs | 2 | 1:12 | H.Butker 41 yd. Field Goal (10-52, 5:02) | 13 | 13 |
| Chiefs | 3 | 6:54 | T.Hill 11 yd. pass from P.Mahomes (kick failed, wl) (10-77, 5:40) | 19 | 13 |
| Titans | 3 | 5:58 | D.Henry 68 yd. run (R.Succop kick) (2-74, 0:56) | 19 | 20 |
| Chiefs | 3 | 1:58 | H.Butker 43 yd. Field Goal (10-50, 4:00) | 22 | 20 |
| Chiefs | 4 | 11:54 | M.Hardman 63 yd. pass from P.Mahomes (H.Butker kick) (5-79, 2:06) | 29 | 20 |

Week 10

National Football League Game Summary

NFL Copyright © 2019 by The National Football League. All rights reserved. This summary and play-by-play is for the express purpose of assisting media in their coverage of the game; any other use of this material is prohibited without the written permission of the National Football League. Updated: 11/11/2019

| | | | | | |
|-------------------------|---|------|---|------------|----|
| Titans | 4 | 6:26 | D.Henry 1 yd. run (R.Succop kick) (10-75, 5:28) | 29 | 27 |
| Chiefs | 4 | 3:14 | H.Butker 39 yd. Field Goal (7-53, 3:12) | 32 | 27 |
| Titans | 4 | 0:23 | A.Humphries 23 yd. pass from R.Tannehill (R.Tannehill run) (4-61, 0:58) | 32 | 35 |
| Paid Attendance: 68,864 | | | | Time: 3:12 | |

Final Individual Statistics

Kansas City Chiefs

| RUSHING | ATT | YDS | AVG | LG | TD |
|--------------|-----|-----|------|----|----|
| Dam.Williams | 19 | 77 | 4.1 | 15 | 0 |
| S.Watkins | 2 | 12 | 6.0 | 11 | 0 |
| D.Williams | 2 | 6 | 3.0 | 5 | 0 |
| T.Hill | 1 | 3 | 3.0 | 3 | 0 |
| D.Thompson | 1 | -1 | -1.0 | -1 | 0 |
| Total | 25 | 97 | 3.9 | 15 | 0 |

| PASSING | ATT | CMP | YDS | SK/YD | TD | LG | IN | RT |
|------------|-----|-----|-----|-------|----|----|----|-------|
| P.Mahomes | 50 | 36 | 446 | 2/13 | 3 | 63 | 0 | 119.2 |
| D.Colquitt | 1 | 0 | 0 | 0/0 | 0 | 0 | 0 | 39.6 |
| Total | 51 | 36 | 446 | 2/13 | 3 | 63 | 0 | 117.0 |

| PASS RECEIVING | TAR | REC | YDS | AVG | LG | TD |
|----------------|-----|-----|-----|------|----|----|
| T.Hill | 19 | 11 | 157 | 14.3 | 39 | 1 |
| T.Kelce | 7 | 7 | 75 | 10.7 | 17 | 1 |
| S.Watkins | 9 | 5 | 39 | 7.8 | 10 | 0 |
| Dam.Williams | 5 | 5 | 32 | 6.4 | 10 | 0 |
| D.Robinson | 5 | 4 | 56 | 14.0 | 23 | 0 |
| M.Hardman | 1 | 1 | 63 | 63.0 | 63 | 1 |
| D.Williams | 1 | 1 | 9 | 9.0 | 9 | 0 |
| D.Thompson | 1 | 1 | 8 | 8.0 | 8 | 0 |
| D.Yelder | 1 | 1 | 7 | 7.0 | 7 | 0 |
| Total | 49 | 36 | 446 | 12.4 | 63 | 3 |

| INTERCEPTIONS | NO | YDS | AVG | LG | TD |
|---------------|----|-----|-----|----|----|
| Total | 0 | 0 | 0 | 0 | 0 |

| PUNTING | NO | YDS | AVG | NET | TB | IN20 | LG |
|------------|----|-----|------|------|----|------|----|
| D.Colquitt | 1 | 26 | 26.0 | 26.0 | 0 | 0 | 26 |
| Total | 1 | 26 | 26.0 | 26.0 | 0 | 0 | 26 |

| PUNT RETURNS | NO | YDS | AVG | FC | LG | TD |
|-----------------|----|-----|-----|----|----|----|
| M.Hardman | 1 | 5 | 5.0 | 2 | 5 | 0 |
| [OUT OF BOUNDS] | 1 | 0 | 0.0 | 0 | 0 | 0 |
| Total | 1 | 5 | 5.0 | 2 | 5 | 0 |

| KICKOFF RETURNS | NO | YDS | AVG | FC | LG | TD |
|-----------------|----|-----|------|----|----|----|
| M.Hardman | 4 | 90 | 22.5 | 0 | 30 | 0 |
| [TOUCHBACK] | 2 | 0 | 0.0 | 0 | 0 | 0 |
| Total | 4 | 90 | 22.5 | 0 | 30 | 0 |

Tennessee Titans

| RUSHING | ATT | YDS | AVG | LG | TD |
|-------------|-----|-----|------|----|----|
| D.Henry | 23 | 188 | 8.2 | 68 | 2 |
| R.Tannehill | 3 | 37 | 12.3 | 18 | 0 |
| Total | 26 | 225 | 8.7 | 68 | 2 |

| PASSING | ATT | CMP | YDS | SK/YD | TD | LG | IN | RT |
|-------------|-----|-----|-----|-------|----|----|----|-------|
| R.Tannehill | 19 | 13 | 181 | 4/35 | 2 | 52 | 0 | 133.9 |
| Total | 19 | 13 | 181 | 4/35 | 2 | 52 | 0 | 133.9 |

| PASS RECEIVING | TAR | REC | YDS | AVG | LG | TD |
|----------------|-----|-----|-----|------|----|----|
| J.Smith | 6 | 4 | 30 | 7.5 | 9 | 0 |
| A.Firkser | 4 | 3 | 36 | 12.0 | 20 | 1 |
| D.Henry | 2 | 2 | 3 | 1.5 | 6 | 0 |
| K.Raymond | 1 | 1 | 52 | 52.0 | 52 | 0 |
| A.Humphries | 1 | 1 | 23 | 23.0 | 23 | 1 |
| T.Sharpe | 1 | 1 | 20 | 20.0 | 20 | 0 |
| A.Brown | 4 | 1 | 17 | 17.0 | 17 | 0 |
| Total | 19 | 13 | 181 | 13.9 | 52 | 2 |

| INTERCEPTIONS | NO | YDS | AVG | LG | TD |
|---------------|----|-----|-----|----|----|
| Total | 0 | 0 | 0 | 0 | 0 |

| PUNTING | NO | YDS | AVG | NET | TB | IN20 | LG |
|---------|----|-----|------|------|----|------|----|
| B.Kern | 4 | 204 | 51.0 | 49.8 | 0 | 2 | 65 |
| Total | 4 | 204 | 51.0 | 49.8 | 0 | 2 | 65 |

| PUNT RETURNS | NO | YDS | AVG | FC | LG | TD |
|--------------|----|-----|-----|----|----|----|
| [DOWNED] | 1 | 0 | 0.0 | 0 | 0 | 0 |
| Total | 0 | 0 | 0.0 | 0 | 0 | 0 |

| KICKOFF RETURNS | NO | YDS | AVG | FC | LG | TD |
|-----------------|----|-----|------|----|----|----|
| K.Raymond | 3 | 46 | 15.3 | 0 | 19 | 0 |
| [TOUCHBACK] | 5 | 0 | 0.0 | 0 | 0 | 0 |
| Total | 3 | 46 | 15.3 | 0 | 19 | 0 |

Kansas City Chiefs

| FUMBLES | FUM | LOST | OWN-REC | YDS | TD | FORCED | OPP-REC | YDS | TD | OUT-BDS |
|--------------|-----|------|---------|-----|----|--------|---------|-----|----|---------|
| Dam.Williams | 1 | 1 | 0 | 0 | 0 | 0 | 0 | 0 | 0 | 0 |
| J.Winchester | 1 | 0 | 0 | 0 | 0 | 0 | 0 | 0 | 0 | 0 |
| D.Colquitt | 0 | 0 | 1 | 0 | 0 | 0 | 0 | 0 | 0 | 0 |
| C.Jones | 0 | 0 | 0 | 0 | 0 | 1 | 0 | 0 | 0 | 0 |
| T.Kpassagnon | 0 | 0 | 0 | 0 | 0 | 0 | 1 | 0 | 0 | 0 |
| Total | 2 | 1 | 1 | 0 | 0 | 1 | 1 | 0 | 0 | 0 |

Tennessee Titans

| FUMBLES | FUM | LOST | OWN-REC | YDS | TD | FORCED | OPP-REC | YDS | TD | OUT-BDS |
|-------------|-----|------|---------|-----|----|--------|---------|-----|----|---------|
| R.Tannehill | 1 | 1 | 0 | 0 | 0 | 0 | 0 | 0 | 0 | 0 |
| D.Long | 0 | 0 | 0 | 0 | 0 | 1 | 0 | 0 | 0 | 0 |
| R.Evans | 0 | 0 | 0 | 0 | 0 | 0 | 1 | 53 | 1 | 0 |
| Total | 1 | 1 | 0 | 0 | 0 | 1 | 1 | 53 | 1 | 0 |

Final Team Statistics

| | Visitor Chiefs | Home Titans |
|---|-------------------|----------------|
| TOTAL FIRST DOWNS | 28 | 19 |
| By Rushing | 6 | 9 |
| By Passing | 20 | 7 |
| By Penalty | 2 | 3 |
| THIRD DOWN EFFICIENCY | 7-14-50% | 2-8-25% |
| FOURTH DOWN EFFICIENCY | 1-2-50% | 0-1-0% |
| TOTAL NET YARDS | 530 | 371 |
| Total Offensive Plays (inc. times thrown passing) | 78 | 49 |
| Average gain per offensive play | 6.8 | 7.6 |
| NET YARDS RUSHING | 97 | 225 |
| Total Rushing Plays | 25 | 26 |
| Average gain per rushing play | 3.9 | 8.7 |
| Tackles for a loss-number and yards | 3-10 | 0-0 |
| NET YARDS PASSING | 433 | 146 |
| Times thrown - yards lost attempting to pass | 2-13 | 4-35 |
| Gross yards passing | 446 | 181 |
| PASS ATTEMPTS-COMPLETIONS-HAD INTERCEPTED | 51-36-0 | 19-13-0 |
| Avg gain per pass play (inc.# thrown passing) | 8.2 | 6.3 |
| KICKOFFS Number-In End Zone-Touchbacks | 8-6-5 | 6-2-2 |
| PUNTS Number and Average | 1-26.0 | 4-51.0 |
| Had Blocked | 0 | 0 |
| FGs - PATs Had Blocked | 1-0 | 0-0 |
| Net Punting Average | 26.0 | 49.8 |
| TOTAL RETURN YARDAGE (Not Including Kickoffs) | 5 | 0 |
| No. and Yards Punt Returns | 1-5 | 0-0 |
| No. and Yards Kickoff Returns | 4-90 | 3-46 |
| No. and Yards Interception Returns | 0-0 | 0-0 |
| PENALTIES Number and Yards | 9-80 | 8-64 |
| FUMBLES Number and Lost | 2-1 | 1-1 |
| TOUCHDOWNS | 3 | 5 |
| Rushing | 0 | 2 |
| Passing | 3 | 2 |
| Fumbles | 0 | 1 |
| EXTRA POINTS Made-Attempts | 2-3 | 4-5 |
| Kicking Made-Attempts | 2-3 | 3-4 |
| Rushing Made-Attempts | 0-0 | 1-1 |
| FIELD GOALS Made-Attempts | 4-5 | 0-0 |
| RED ZONE EFFICIENCY | 2-3-67% | 2-2-100% |
| GOAL TO GO EFFICIENCY | 1-1-100% | 2-2-100% |
| SAFETIES | 0 | 0 |
| FINAL SCORE | 32 | 35 |
| TIME OF POSSESSION | 37:51 | 22:09 |

Ball Possession And Drive Chart

Kansas City Chiefs

| # | Time Recd | Time Lost | Time Poss | How Ball Obtained | Drive Began | # Play | Yds Gain | Yds Pen | Net Yds | 1st Down | Last Scrm | How Given Up |
|----|-----------|-----------|-----------|-------------------|-------------|--------|----------|---------|---------|----------|-----------|--------------|
| 1 | 15:00 | 9:19 | 5:41 | Kickoff | KC 31 | 12 | 84 | -15 | 69 | 6 | * TEN 3 | Touchdown |
| 2 | 7:48 | 4:43 | 3:05 | Fumble | TEN 20 | 4 | 38 | -30 | 8 | 0 | * TEN 12 | Field Goal |
| 3 | 0:47 | 11:57 | 3:50 | Punt | KC 8 | 9 | 39 | 0 | 39 | 3 | KC 47 | Punt |
| 4 | 10:23 | 6:14 | 4:09 | Kickoff | KC 15 | 7 | 38 | 0 | 38 | 3 | TEN 44 | Fumble |
| 5 | 6:14 | 1:12 | 5:02 | Kickoff | KC 25 | 10 | 52 | 0 | 52 | 2 | TEN 23 | Field Goal |
| 6 | 0:16 | 0:00 | 0:16 | Punt | KC 4 | 1 | 3 | 0 | 3 | 0 | KC 4 | End of Half |
| 7 | 12:34 | 6:54 | 5:40 | Punt | KC 23 | 10 | 72 | 5 | 77 | 6 | * TEN 11 | Touchdown |
| 8 | 5:58 | 1:58 | 4:00 | Kickoff | KC 25 | 10 | 41 | 9 | 50 | 3 | TEN 25 | Field Goal |
| 9 | 14:00 | 11:54 | 2:06 | Punt | KC 21 | 5 | 79 | 0 | 79 | 2 | KC 37 | Touchdown |
| 10 | 6:26 | 3:14 | 3:12 | Kickoff | KC 26 | 7 | 53 | 0 | 53 | 2 | TEN 21 | Field Goal |
| 11 | 1:48 | 1:21 | 0:27 | Downs | TEN 32 | 4 | 3 | -10 | -7 | 0 | TEN 29 | Downs |
| 12 | 0:23 | 0:00 | 0:23 | Kickoff | KC 38 | 4 | 28 | 0 | 28 | 1 | TEN 34 | Blocked FG |

(364) Average KC 30

Tennessee Titans

| # | Time Recd | Time Lost | Time Poss | How Ball Obtained | Drive Began | # Play | Yds Gain | Yds Pen | Net Yds | 1st Down | Last Scrm | How Given Up |
|----|-----------|-----------|-----------|-------------------|-------------|--------|----------|---------|---------|----------|-----------|--------------|
| 1 | 9:19 | 7:48 | 1:31 | Kickoff | TEN 25 | 3 | -5 | 0 | -5 | 0 | TEN 32 | Fumble |
| 2 | 4:43 | 0:47 | 3:56 | Kickoff | TEN 25 | 6 | 21 | 5 | 26 | 2 | KC 49 | Punt |
| 3 | 11:57 | 10:23 | 1:34 | Punt | TEN 27 | 4 | 73 | 0 | 73 | 3 | * KC 9 | Touchdown |
| 4 | 1:12 | 0:16 | 0:56 | Kickoff | TEN 10 | 5 | 25 | 5 | 30 | 2 | TEN 40 | Punt |
| 5 | 15:00 | 12:34 | 2:26 | Kickoff | TEN 13 | 4 | 23 | -19 | 4 | 0 | TEN 17 | Punt |
| 6 | 6:54 | 5:58 | 0:56 | Kickoff | TEN 26 | 2 | 74 | 0 | 74 | 1 | TEN 32 | Touchdown |
| 7 | 1:58 | 14:00 | 2:58 | Kickoff | TEN 25 | 6 | 12 | 0 | 12 | 1 | TEN 37 | Punt |
| 8 | 11:54 | 6:26 | 5:28 | Kickoff | TEN 25 | 10 | 75 | 0 | 75 | 6 | * KC 1 | Touchdown |
| 9 | 3:14 | 1:48 | 1:26 | Kickoff | TEN 25 | 5 | 12 | -5 | 7 | 1 | TEN 32 | Downs |
| 10 | 1:21 | 0:23 | 0:58 | Downs | TEN 39 | 4 | 61 | 0 | 61 | 3 | KC 23 | Touchdown |

(240) Average TEN 24

* inside opponent's 20

Time of Possession by Quarter

| | 1st | 2nd | 3rd | 4th | OT | Total |
|----------------------------|------|-------|------|------|----|-------|
| Visitor Kansas City Chiefs | 9:33 | 12:30 | 9:40 | 6:08 | | 37:51 |
| Home Tennessee Titans | 5:27 | 2:30 | 5:20 | 8:52 | | 22:09 |

Kickoff Drive No.-Start Average

Chiefs: 6 - KC 27 Titans: 8 - TEN 22

Final Defensive Statistics

| Kansas City Chiefs | Regular Defensive Plays | | | | | | | | | | | | Special Teams | | | | | Misc | | | |
|--------------------|-------------------------|-----|------|----|-------|-----|---|----|----|----|----|--|---------------|-----|----|----|----|------|-----|----|----|
| | TKL | AST | COMB | SK | / YDS | TFL | Q | IN | PD | FF | FR | | TKL | AST | FF | FR | BL | TKL | AST | FF | FR |
| D.Sorensen | 6 | 3 | 9 | 0 | 0 | 0 | 0 | 0 | 0 | 0 | 0 | | 0 | 0 | 0 | 0 | 0 | 0 | 0 | 0 | 0 |
| C.Jones | 4 | 3 | 7 | 2 | 19 | 1 | 2 | 0 | 0 | 1 | 0 | | 0 | 0 | 0 | 0 | 0 | 0 | 0 | 0 | 0 |
| A.Hitchens | 4 | 1 | 5 | 0 | 0 | 1 | 1 | 0 | 0 | 0 | 0 | | 0 | 0 | 0 | 0 | 0 | 0 | 0 | 0 | 0 |
| J.Thornhill | 2 | 3 | 5 | 0 | 0 | 0 | 0 | 0 | 0 | 0 | 0 | | 0 | 0 | 0 | 0 | 0 | 0 | 0 | 0 | 0 |
| F.Clark | 4 | 0 | 4 | 1 | 7 | 1 | 1 | 0 | 1 | 0 | 0 | | 0 | 0 | 0 | 0 | 0 | 0 | 0 | 0 | 0 |
| C.Ward | 3 | 1 | 4 | 0 | 0 | 0 | 0 | 0 | 0 | 0 | 0 | | 0 | 0 | 0 | 0 | 0 | 0 | 0 | 0 | 0 |
| E.Ogbah | 3 | 0 | 3 | 1 | 9 | 1 | 1 | 0 | 0 | 0 | 0 | | 0 | 0 | 0 | 0 | 0 | 0 | 0 | 0 | 0 |
| T.Mathieu | 3 | 0 | 3 | 0 | 0 | 0 | 0 | 0 | 0 | 0 | 0 | | 0 | 0 | 0 | 0 | 0 | 0 | 0 | 0 | 0 |
| R.Fenton | 1 | 1 | 2 | 0 | 0 | 0 | 1 | 0 | 0 | 0 | 0 | | 0 | 0 | 0 | 0 | 0 | 0 | 0 | 0 | 0 |
| T.Kpassagnon | 1 | 0 | 1 | 0 | 0 | 0 | 1 | 0 | 0 | 0 | 1 | | 0 | 0 | 0 | 0 | 0 | 0 | 0 | 0 | 0 |
| B.Breeland | 1 | 0 | 1 | 0 | 0 | 0 | 0 | 0 | 1 | 0 | 0 | | 0 | 0 | 0 | 0 | 0 | 0 | 0 | 0 | 0 |
| R.Ragland | 1 | 0 | 1 | 0 | 0 | 0 | 0 | 0 | 0 | 0 | 0 | | 0 | 0 | 0 | 0 | 0 | 0 | 0 | 0 | 0 |
| D.Nnadi | 1 | 0 | 1 | 0 | 0 | 0 | 0 | 0 | 0 | 0 | 0 | | 0 | 0 | 0 | 0 | 0 | 0 | 0 | 0 | 0 |
| K.Saunders | 1 | 0 | 1 | 0 | 0 | 0 | 0 | 0 | 0 | 0 | 0 | | 0 | 0 | 0 | 0 | 0 | 0 | 0 | 0 | 0 |
| B.Niemann | 0 | 1 | 1 | 0 | 0 | 0 | 1 | 0 | 0 | 0 | 0 | | 0 | 0 | 0 | 0 | 0 | 0 | 0 | 0 | 0 |
| M.Claiborne | 0 | 1 | 1 | 0 | 0 | 0 | 0 | 0 | 0 | 0 | 0 | | 0 | 0 | 0 | 0 | 0 | 0 | 0 | 0 | 0 |
| D.Wilson | 0 | 1 | 1 | 0 | 0 | 0 | 0 | 0 | 0 | 0 | 0 | | 0 | 0 | 0 | 0 | 0 | 0 | 0 | 0 | 0 |
| A.Watts | 0 | 0 | 0 | 0 | 0 | 0 | 0 | 0 | 0 | 0 | 0 | | 1 | 1 | 0 | 0 | 0 | 0 | 0 | 0 | 0 |
| D.Lee | 0 | 0 | 0 | 0 | 0 | 0 | 0 | 0 | 0 | 0 | 0 | | 1 | 0 | 0 | 0 | 0 | 0 | 0 | 0 | 0 |
| A.Sherman | 0 | 0 | 0 | 0 | 0 | 0 | 0 | 0 | 0 | 0 | 0 | | 1 | 0 | 0 | 0 | 0 | 0 | 0 | 0 | 0 |
| B.Pringle | 0 | 0 | 0 | 0 | 0 | 0 | 0 | 0 | 0 | 0 | 0 | | 0 | 1 | 0 | 0 | 0 | 0 | 0 | 0 | 0 |
| D.Colquitt | 0 | 0 | 0 | 0 | 0 | 0 | 0 | 0 | 0 | 0 | 0 | | 0 | 0 | 0 | 0 | 0 | 0 | 0 | 0 | 1 |
| Total | 35 | 15 | 50 | 4 | 35 | 4 | 8 | 0 | 2 | 1 | 1 | | 3 | 2 | 0 | 0 | 0 | 0 | 0 | 0 | 1 |

TKL = Tackle AST = Assist COMB = Combined QH=QB Hit IN = Interception PD = Pass Defense FF = Forced Fumble FR = Fumble Recovery

| Tennessee Titans | Regular Defensive Plays | | | | | | | | | | | | Special Teams | | | | | Misc | | | |
|------------------|-------------------------|-----|------|----|-------|-----|----|----|----|----|----|--|---------------|-----|----|----|----|------|-----|----|----|
| | TKL | AST | COMB | SK | / YDS | TFL | QH | IN | PD | FF | FR | | TKL | AST | FF | FR | BL | TKL | AST | FF | FR |
| L.Ryan | 9 | 4 | 13 | 0 | 0 | 1 | 0 | 0 | 3 | 0 | 0 | | 0 | 0 | 0 | 0 | 0 | 0 | 0 | 0 | 0 |
| L.Sims | 9 | 2 | 11 | 0 | 0 | 0 | 0 | 0 | 0 | 0 | 0 | | 0 | 1 | 0 | 0 | 0 | 0 | 0 | 0 | 0 |
| A.Jackson | 6 | 2 | 8 | 0 | 0 | 0 | 0 | 0 | 2 | 0 | 0 | | 0 | 0 | 0 | 0 | 0 | 0 | 0 | 0 | 0 |
| D.Long | 5 | 3 | 8 | 0 | 0 | 0 | 0 | 0 | 0 | 1 | 0 | | 0 | 0 | 0 | 0 | 0 | 0 | 0 | 0 | 0 |
| R.Evans | 3 | 4 | 7 | 1 | 5 | 2 | 1 | 0 | 0 | 0 | 1 | | 0 | 0 | 0 | 0 | 0 | 0 | 0 | 0 | 0 |
| W.Woodyard | 4 | 2 | 6 | 0 | 0 | 0 | 0 | 0 | 0 | 0 | 0 | | 0 | 0 | 0 | 0 | 0 | 0 | 0 | 0 | 0 |
| K.Vaccaro | 1 | 5 | 6 | 0 | 0 | 0 | 0 | 0 | 1 | 0 | 0 | | 1 | 0 | 0 | 0 | 0 | 0 | 0 | 0 | 0 |
| K.Byard | 3 | 2 | 5 | 0 | 0 | 0 | 0 | 0 | 0 | 0 | 0 | | 0 | 0 | 0 | 0 | 0 | 0 | 0 | 0 | 0 |
| H.Landry | 1 | 2 | 3 | 1 | 8 | 1 | 1 | 0 | 0 | 0 | 0 | | 0 | 0 | 0 | 0 | 0 | 0 | 0 | 0 | 0 |
| S.Finch | 2 | 0 | 2 | 0 | 0 | 0 | 0 | 0 | 0 | 0 | 0 | | 0 | 0 | 0 | 0 | 0 | 0 | 0 | 0 | 0 |
| D.Jones | 2 | 0 | 2 | 0 | 0 | 0 | 0 | 0 | 0 | 0 | 0 | | 0 | 0 | 0 | 0 | 0 | 0 | 0 | 0 | 0 |
| K.Correa | 1 | 1 | 2 | 0 | 0 | 0 | 1 | 0 | 0 | 0 | 0 | | 0 | 0 | 0 | 0 | 0 | 0 | 0 | 0 | 0 |
| A.Hooker | 1 | 1 | 2 | 0 | 0 | 0 | 0 | 0 | 0 | 0 | 0 | | 1 | 0 | 0 | 0 | 0 | 0 | 0 | 0 | 0 |
| R.Gilbert | 1 | 1 | 2 | 0 | 0 | 0 | 0 | 0 | 0 | 0 | 0 | | 0 | 0 | 0 | 0 | 0 | 0 | 0 | 0 | 0 |
| J.Simmons | 1 | 1 | 2 | 0 | 0 | 0 | 0 | 0 | 0 | 0 | 0 | | 0 | 0 | 0 | 0 | 0 | 0 | 0 | 0 | 0 |
| A.Johnson | 1 | 1 | 2 | 0 | 0 | 0 | 0 | 0 | 0 | 0 | 0 | | 0 | 0 | 0 | 0 | 0 | 0 | 0 | 0 | 0 |
| C.Wake | 0 | 0 | 0 | 0 | 0 | 0 | 1 | 0 | 0 | 0 | 0 | | 0 | 0 | 0 | 0 | 0 | 0 | 0 | 0 | 0 |
| K.Raymond | 0 | 0 | 0 | 0 | 0 | 0 | 0 | 0 | 0 | 0 | 0 | | 1 | 0 | 0 | 0 | 0 | 0 | 0 | 0 | 0 |
| C.Milton | 0 | 0 | 0 | 0 | 0 | 0 | 0 | 0 | 0 | 0 | 0 | | 1 | 0 | 0 | 0 | 0 | 0 | 0 | 0 | 0 |
| D.Bates | 0 | 0 | 0 | 0 | 0 | 0 | 0 | 0 | 0 | 0 | 0 | | 0 | 1 | 0 | 0 | 0 | 0 | 0 | 0 | 0 |
| R.Succop | 0 | 0 | 0 | 0 | 0 | 0 | 0 | 0 | 0 | 0 | 0 | | 0 | 1 | 0 | 0 | 0 | 0 | 0 | 0 | 0 |
| J.Kalu | 0 | 0 | 0 | 0 | 0 | 0 | 0 | 0 | 0 | 0 | 0 | | 0 | 0 | 0 | 0 | 1 | 0 | 0 | 0 | 0 |
| R.Tannehill | 0 | 0 | 0 | 0 | 0 | 0 | 0 | 0 | 0 | 0 | 0 | | 0 | 0 | 0 | 0 | 0 | 1 | 0 | 0 | 0 |
| Total | 50 | 31 | 81 | 2 | 13 | 4 | 4 | 0 | 6 | 1 | 1 | | 4 | 3 | 0 | 0 | 1 | 1 | 0 | 0 | 0 |

First Half Summary

| Tennessee Titans | Regular Defensive Plays | | | | | | | | | | | | Special Teams | | | | | Misc | | | |
|------------------|-------------------------|-----|------|----|-------|-----|----|----|----|----|----|--|---------------|-----|----|----|----|------|-----|----|----|
| | TKL | AST | COMB | SK | / YDS | TFL | QH | IN | PD | FF | FR | | TKL | AST | FF | FR | BL | TKL | AST | FF | FR |
| L.Sims | 6 | 0 | 6 | 0 | 0 | 0 | 0 | 0 | 0 | 0 | 0 | | 0 | 1 | 0 | 0 | 0 | 0 | 0 | 0 | 0 |
| L.Ryan | 3 | 3 | 6 | 0 | 0 | 1 | 0 | 0 | 2 | 0 | 0 | | 0 | 0 | 0 | 0 | 0 | 0 | 0 | 0 | 0 |
| R.Evans | 2 | 4 | 6 | 0 | 0 | 1 | 0 | 0 | 0 | 0 | 1 | | 0 | 0 | 0 | 0 | 0 | 0 | 0 | 0 | 0 |
| A.Jackson | 4 | 1 | 5 | 0 | 0 | 0 | 0 | 0 | 0 | 0 | 0 | | 0 | 0 | 0 | 0 | 0 | 0 | 0 | 0 | 0 |
| Total | 15 | 8 | 23 | 0 | 0 | 2 | 0 | 0 | 2 | 0 | 1 | | 0 | 1 | 0 | 0 | 0 | 0 | 0 | 0 | 0 |

Play By Play

First Quarter

11/10/2019

TEN wins the coin toss and elects to defer. KC elects to Receive, and TEN elects to defend the north goal.

R.Succop kicks 64 yards from TEN 35 to KC 1. M.Hardman to KC 31 for 30 yards (K.Vaccaro).

Kansas City Chiefs at 15:00, (1st play from scrimmage 14:54)

| | | |
|--------------------|--|----|
| 1-10-KC 31 | (14:54) P.Mahomes pass deep middle intended for T.Hill INTERCEPTED by K.Vaccaro at TEN 37. K.Vaccaro to TEN 37 for no gain (T.Hill). The Replay Official reviewed the interception ruling, and the play was REVERSED. P.Mahomes pass incomplete deep middle to T.Hill (K.Vaccaro). | |
| 2-10-KC 31 | (14:48) (Shotgun) P.Mahomes pass short right to S.Watkins to KC 41 for 10 yards (L.Sims). | P1 |
| <u>1-10-KC 41</u> | (14:18) Dam.Williams left tackle to KC 42 for 1 yard (K.Vaccaro, H.Landry). | |
| 2-9-KC 42 | (13:37) (Shotgun) P.Mahomes pass incomplete short left to T.Hill. | |
| 3-9-KC 42 | (13:33) (Shotgun) P.Mahomes pass deep right to T.Hill to TEN 39 for 19 yards (A.Jackson). | P2 |
| <u>1-10-TEN 39</u> | (12:56) Dam.Williams left end to TEN 24 for 15 yards (H.Landry; K.Corr  a). | R3 |
| <u>1-10-TEN 24</u> | (12:16) P.Mahomes pass short left to T.Kelce to TEN 12 for 12 yards (A.Jackson). PENALTY on KC-B.Bell, Illegal Crackback, 15 yards, enforced at TEN 23. | |
| 1-24-TEN 38 | (11:48) P.Mahomes pass short middle to T.Kelce to TEN 22 for 16 yards (W.Woodyard; R.Evans). | |
| 2-8-TEN 22 | (11:06) (Shotgun) P.Mahomes pass short left to T.Hill pushed ob at TEN 15 for 7 yards (A.Jackson). | |
| 3-1-TEN 15 | (10:31) (Shotgun) P.Mahomes pass short right to T.Hill pushed ob at TEN 13 for 2 yards (W.Woodyard). | P4 |
| <u>1-10-TEN 13</u> | (10:04) Dam.Williams right tackle to TEN 3 for 10 yards (K.Corr  a, L.Ryan). | R5 |
| <u>1-3-TEN 3</u> | (9:23) (Shotgun) P.Mahomes pass short middle to T.Kelce for 3 yards, TOUCHDOWN. H.Butker extra point is GOOD, Center-J.Winchester, Holder-D.Colquitt. | P6 |

| |
|--|
| KC 7 TEN 0, 12 plays, 69 yards, 5:41 drive, 5:41 elapsed |
|--|

H.Butker kicks 65 yards from KC 35 to end zone, Touchback.

Tennessee Titans at 9:19

| | | |
|-------------|---|--|
| 1-10-TEN 25 | (9:19) D.Henry right guard to TEN 25 for no gain (B.Breeland, J.Thornhill). | |
| 2-10-TEN 25 | (8:41) D.Henry up the middle to TEN 32 for 7 yards (D.Sorensen). | |
| 3-3-TEN 32 | (7:58) (Shotgun) R.Tannehill sacked at TEN 21 for -11 yards (C.Jones). FUMBLES (C.Jones) [C.Jones], RECOVERED by KC-T.Kpassagnon at TEN 20. T.Kpassagnon to TEN 20 for no gain (R.Tannehill). | |

Kansas City Chiefs at 7:48

| | | |
|-------------|---|--|
| 1-10-TEN 20 | (7:48) (Shotgun) P.Mahomes pass short left to Dam.Williams to TEN 8 for 12 yards (W.Woodyard). PENALTY on KC-A.Reiter, Offensive Holding, 10 yards, enforced at TEN 20 - No Play. | |
| 1-20-TEN 30 | (7:14) (Shotgun) P.Mahomes pass short right to T.Hill to TEN 16 for 14 yards (S.Finch, R.Evans). | |
| 2-6-TEN 16 | (6:32) (Shotgun) P.Mahomes pass short middle to T.Kelce for 16 yards, TOUCHDOWN NULLIFIED by Penalty. PENALTY on KC-T.Hill, Offensive Pass Interference, 10 yards, enforced at TEN 16 - No Play. | |
| 2-16-TEN 26 | (6:26) (Shotgun) P.Mahomes pass incomplete short left to S.Watkins. PENALTY on KC-C.Erving, Offensive Holding, 10 yards, enforced at TEN 26 - No Play. | |
| 2-26-TEN 36 | (6:20) (Shotgun) P.Mahomes pass short left to D.Yelder to TEN 29 for 7 yards (A.Jackson; L.Ryan). | |
| 3-19-TEN 29 | (5:33) (Shotgun) P.Mahomes pass short middle to T.Kelce to TEN 12 for 17 yards (R.Evans, A.Hooker). | |
| 4-2-TEN 12 | (4:47) (Field Goal formation) H.Butker 30 yard field goal is GOOD, Center-J.Winchester, Holder-D.Colquitt. | |

| |
|--|
| KC 10 TEN 0, 4 plays, 8 yards, 3:05 drive, 10:17 elapsed |
|--|

H.Butker kicks 65 yards from KC 35 to end zone, Touchback.

Tennessee Titans at 4:43

| | | |
|--------------------|--|----|
| 1-10-TEN 25 | (4:43) R.Tannehill pass short middle to D.Henry to TEN 22 for -3 yards (A.Hitchens). | |
| 2-13-TEN 22 | (4:05) (Shotgun) R.Tannehill pass deep left to T.Sharpe ran ob at TEN 42 for 20 yards. | P1 |
| <u>1-10-TEN 42</u> | (3:28) D.Henry left tackle to 50 for 8 yards (R.Ragland). PENALTY on KC-C.Jones, Illegal Use of Hands, 5 yards, enforced at 50. | X2 |
| <u>1-10-KC 45</u> | (2:58) D.Henry up the middle to KC 42 for 3 yards (C.Jones). | |
| 2-7-KC 42 | (2:16) D.Henry left tackle to KC 40 for 2 yards (A.Hitchens, C.Jones). | |
| 3-5-KC 40 | (1:31) (Shotgun) R.Tannehill sacked at KC 49 for -9 yards (E.Ogbah). | |
| 4-14-KC 49 | (:56) (Punt formation) B.Kern punts 41 yards to KC 8, Center-B.Brinkley, fair catch by M.Hardman. | |

Kansas City Chiefs at 0:47

| | | |
|-----------|---|----|
| 1-10-KC 8 | (:47) (Shotgun) Dam.Williams right tackle to KC 17 for 9 yards (K.Byard). | |
| 2-1-KC 17 | (:09) (Shotgun) T.Hill left end pushed ob at KC 20 for 3 yards (L.Sims). | R7 |

Kansas City Chiefs vs Tennessee Titans at Nissan Stadium

END OF QUARTER

| | Score | Time Poss | First Downs | | | | Efficiencies | |
|--------------------|-------|--------------|-------------|---|---|---|--------------|--------|
| | | | R | P | X | T | 3 Down | 4 Down |
| Kansas City Chiefs | 10 | 9:33 | 3 | 4 | 0 | 7 | 2/3 | 0/0 |
| Tennessee Titans | 0 | 5:27 | 0 | 1 | 1 | 2 | 0/2 | 0/0 |

Play By Play

Second Quarter

11/10/2019

Kansas City Chiefs continued.

| | | |
|-------------------|---|----|
| <u>1-10-KC 20</u> | (15:00) P.Mahomes pass incomplete short left to S.Watkins (L.Ryan). | |
| 2-10-KC 20 | (14:56) (Shotgun) P.Mahomes pass short left to T.Hill pushed ob at KC 32 for 12 yards (A.Jackson). | P8 |
| <u>1-10-KC 32</u> | (14:29) (Shotgun) D.Thompson left end to KC 31 for -1 yards (R.Evans). | |
| 2-11-KC 31 | (13:48) (Shotgun) P.Mahomes pass short middle to T.Kelce to KC 47 for 16 yards (L.Sims). | P9 |
| <u>1-10-KC 47</u> | (13:05) (Shotgun) P.Mahomes pass incomplete deep left to T.Hill. | |
| 2-10-KC 47 | (12:59) Dam.Williams left tackle to KC 47 for no gain (W.Woodyard, R.Gilbert). | |
| 3-10-KC 47 | (12:12) (Shotgun) P.Mahomes pass incomplete deep middle to S.Watkins. | |
| 4-10-KC 47 | (12:05) (Punt formation) D.Colquitt punts 26 yards to TEN 27, Center-J.Winchester, downed by KC-R.Fenton. | |

Tennessee Titans at 11:57

| | | |
|-------------------|---|----|
| 1-10-TEN 27 | (11:57) R.Tannehill pass deep middle to K.Raymond for 73 yards, TOUCHDOWN [A.Hitchens]. The Replay Official reviewed the runner was not down by contact ruling, and the play was REVERSED. R.Tannehill pass deep middle to K.Raymond to KC 21 for 52 yards (C.Ward) [A.Hitchens]. | P3 |
| <u>1-10-KC 21</u> | (11:34) D.Henry left end pushed ob at KC 18 for 3 yards (C.Ward). | |
| 2-7-KC 18 | (11:06) (Shotgun) R.Tannehill pass short right to J.Smith to KC 9 for 9 yards (T.Mathieu, A.Hitchens). | P4 |
| <u>1-9-KC 9</u> | (10:28) R.Tannehill pass short right to A.Firkser for 9 yards, TOUCHDOWN. Penalty on KC-B.Breeland, Defensive Pass Interference, declined. R.Succop extra point is GOOD, Center-B.Brinkley, Holder-B.Kern. | P5 |

KC 10 TEN 7, 4 plays, 73 yards, 1:34 drive, 4:37 elapsed

R.Succop kicks 61 yards from TEN 35 to KC 4. M.Hardman to KC 32 for 28 yards (K.Raymond, L.Sims).

PENALTY on KC-D.O'Daniel, Offensive Holding, 10 yards, enforced at KC 25.

Kansas City Chiefs at 10:23, (1st play from scrimmage 10:16)

| | | |
|--------------------|---|-----|
| 1-10-KC 15 | (10:16) Dam.Williams left guard to KC 21 for 6 yards (S.Finch). | |
| 2-4-KC 21 | (9:42) (Shotgun) P.Mahomes pass short middle to Dam.Williams to KC 28 for 7 yards (L.Ryan). | P10 |
| <u>1-10-KC 28</u> | (9:01) S.Watkins right end to KC 39 for 11 yards (L.Sims, D.Long). | R11 |
| <u>1-10-KC 39</u> | (8:22) P.Mahomes pass short left to Dam.Williams to KC 42 for 3 yards (R.Evans; L.Ryan). | |
| 2-7-KC 42 | (7:43) (Shotgun) D.Williams up the middle to KC 43 for 1 yard (K.Vaccaro; D.Long). | |
| 3-6-KC 43 | (7:02) (Shotgun) P.Mahomes pass short left to T.Hill pushed ob at TEN 44 for 13 yards (A.Hooker). | P12 |
| <u>1-10-TEN 44</u> | (6:28) (Shotgun) Dam.Williams up the middle to TEN 45 for -1 yards (D.Long). FUMBLES (D.Long), RECOVERED by TEN-R.Evans at TEN 47. R.Evans for 53 yards, TOUCHDOWN. | |

Tennessee Titans at 6:14

R.Succop extra point is No Good, Wide Left, Center-B.Brinkley, Holder-B.Kern.

KC 10 TEN 13, 0 plays, 53 yards, 0:00 drive , 8:46 elapsed

R.Succop kicks 65 yards from TEN 35 to end zone, Touchback.

Kansas City Chiefs at 6:14, (1st play from scrimmage 6:13)

| | | |
|--------------------|--|-----|
| 1-10-KC 25 | (6:13) P.Mahomes pass incomplete short middle to S.Watkins (L.Ryan). | |
| 2-10-KC 25 | (6:07) (Shotgun) P.Mahomes pass short middle to S.Watkins to KC 33 for 8 yards (R.Gilbert). | |
| 3-2-KC 33 | (5:32) (Shotgun) P.Mahomes pass short left to D.Robinson pushed ob at KC 41 for 8 yards (L.Ryan) [K.Corra]. | P13 |
| <u>1-10-KC 41</u> | (5:03) Dam.Williams right end pushed ob at KC 35 for -6 yards (L.Ryan). | |
| 2-16-KC 35 | (4:27) (Shotgun) P.Mahomes pass short right to Dam.Williams to KC 41 for 6 yards (D.Long). | |
| 3-10-KC 41 | (3:45) (Shotgun) P.Mahomes pass short middle to T.Hill pushed ob at TEN 30 for 29 yards (L.Sims). KC-T.Hill was injured during the play. His return is Questionable. | P14 |
| <u>1-10-TEN 30</u> | (3:17) (Shotgun) P.Mahomes sacked at TEN 38 for -8 yards (H.Landry). KC-M.Schwartz was injured during the play. His return is Questionable. | |
| 2-18-TEN 38 | (2:34) (Shotgun) P.Mahomes pass short middle to S.Watkins to TEN 29 for 9 yards (K.Vaccaro; J.Simmons). KC-M.Rankin was injured during the play. His return is Questionable. | |

Two-Minute Warning

| | |
|------------|--|
| 3-9-TEN 29 | (2:00) (Shotgun) P.Mahomes pass short left to Dam.Williams to TEN 23 for 6 yards (R.Evans; K.Vaccaro). |
| 4-3-TEN 23 | (1:17) (Field Goal formation) H.Butker 41 yard field goal is GOOD, Center-J.Winchester, Holder-D.Colquitt. |

KC 13 TEN 13, 10 plays, 52 yards, 5:02 drive, 13:48 elapsed

H.Butker kicks 65 yards from KC 35 to TEN 0. K.Raymond to TEN 19 for 19 yards (A.Watts; B.Pringle).

PENALTY on TEN-J.Smith, Illegal Double-Team Block, 9 yards, enforced at TEN 19.

Tennessee Titans at 1:12, (1st play from scrimmage 1:06)

| | |
|-------------|--|
| 1-10-TEN 10 | (1:06) D.Henry right tackle to TEN 17 for 7 yards (F.Clark). |
|-------------|--|

Kansas City Chiefs vs Tennessee Titans at Nissan Stadium

PENALTY on KC-A.Hitchens, Illegal Use of Hands, 5 yards, enforced at TEN 17.

X6

1-10-TEN 22

(1:01) (Shotgun) D.Henry up the middle to TEN 34 for 12 yards (D.Sorensen).

R7

Timeout #1 by TEN at 00:52.

1-10-TEN 34

(:52) (Shotgun) D.Henry up the middle to TEN 40 for 6 yards (T.Kpassagnon).

2-4-TEN 40

(:34) (No Huddle, Shotgun) R.Tannehill pass incomplete deep right to J.Smith.

3-4-TEN 40

(:29) (Shotgun) R.Tannehill pass incomplete short right to A.Firkser (F.Clark) [R.Fenton].

4-4-TEN 40

(:24) (Punt formation) B.Kern punts 56 yards to KC 4, Center-B.Brinkley, fair catch by M.Hardman.

Kansas City Chiefs at 0:16

1-10-KC 4

(:16) Dam.Williams left end to KC 7 for 3 yards (L.Sims).

END OF QUARTER

| | Score | Time Poss | First Downs | | | | Efficiencies | |
|--------------------|-------|--------------|-------------|---|---|---|--------------|--------|
| | | | R | P | X | T | 3 Down | 4 Down |
| Kansas City Chiefs | 13 | 12:30 | 1 | 6 | 0 | 7 | 3/5 | 0/0 |
| Tennessee Titans | 13 | 2:30 | 1 | 3 | 1 | 5 | 0/1 | 0/0 |

Play By Play

Third Quarter

11/10/2019

TEN elects to Receive, and KC elects to defend the South goal.

H.Butker kicks 50 yards from KC 35 to TEN 15. K.Raymond to TEN 29 for 14 yards (A.Watts).

PENALTY on TEN-J.Smith, Illegal Double-Team Block, 12 yards, enforced at TEN 25.

Tennessee Titans at 15:00, (1st play from scrimmage 14:52)

- 1-10-TEN 13 (14:52) D.Henry right end to TEN 17 for 4 yards (E.Ogbah, D.Sorensen).
- 2-6-TEN 17 (14:16) (Shotgun) D.Henry up the middle to TEN 20 for 3 yards (D.Nnadi).
- PENALTY on TEN-T.Lewan, Unnecessary Roughness, 10 yards, enforced at TEN 20.
- 3-13-TEN 10 (13:48) (Shotgun) R.Tannehill pass short left to J.Smith to TEN 30 for 20 yards (T.Mathieu, R.Fenton).
- PENALTY on TEN-T.Lewan, Offensive Holding, 9 yards, enforced at TEN 19.
- 3-13-TEN 10 (13:15) (Shotgun) R.Tannehill pass short middle to A.Firkser to TEN 17 for 7 yards (D.Sorensen; B.Niemann).
- 4-6-TEN 17 (12:45) (Punt formation) B.Kern punts 65 yards to KC 18, Center-B.Brinkley. M.Hardman to KC 23 for 5 yards (C.Milton).

Kansas City Chiefs at 12:34

- 1-10-KC 23 (12:34) (Shotgun) Dam.Williams right tackle pushed ob at KC 27 for 4 yards (K.Byard).
- 2-6-KC 27 (12:04) (Shotgun) P.Mahomes pass short left to T.Hill to KC 29 for 2 yards (L.Ryan, L.Sims).
- 3-4-KC 29 (11:20) (Shotgun) P.Mahomes pass short right to T.Hill pushed ob at KC 38 for 9 yards (W.Woodyard). P15
- 1-10-KC 38 (10:41) P.Mahomes pass short right to D.Robinson to TEN 42 for 20 yards (K.Byard; K.Vaccaro). P16
- 1-10-TEN 42 (10:02) Dam.Williams right guard to TEN 40 for 2 yards (L.Ryan, W.Woodyard).
- 2-8-TEN 40 (9:22) P.Mahomes pass incomplete short left.
- 3-8-TEN 40 (9:16) (Shotgun) P.Mahomes pass incomplete deep right to T.Hill (A.Hooker).
- PENALTY on TEN-L.Sims, Defensive Holding, 5 yards, enforced at TEN 40 - No Play. X17
- 1-10-TEN 35 (9:09) P.Mahomes pass short left to D.Williams to TEN 26 for 9 yards (K.Byard).
- 2-1-TEN 26 (8:26) (Shotgun) D.Williams left guard to TEN 21 for 5 yards (W.Woodyard, L.Sims). R18
- 1-10-TEN 21 (7:45) (Shotgun) P.Mahomes pass short middle to T.Kelce to TEN 11 for 10 yards (D.Jones). P19
- 1-10-TEN 11 (6:59) (Shotgun) P.Mahomes pass short left to T.Hill for 11 yards, TOUCHDOWN. P20
- H.Butker extra point is No Good, Wide Left, Center-J.Winchester, Holder-D.Colquitt.

KC 19 TEN 13, 10 plays, 77 yards, 1 penalty, 5:40 drive, 8:06 elapsed

H.Butker kicks 56 yards from KC 35 to TEN 9. K.Raymond to TEN 26 for 17 yards (D.Lee).

Tennessee Titans at 6:54, (1st play from scrimmage 6:48)

- 1-10-TEN 26 (6:48) R.Tannehill pass short middle to D.Henry to TEN 32 for 6 yards (A.Hitchens).
- 2-4-TEN 32 (6:10) D.Henry up the middle for 68 yards, TOUCHDOWN. R8
- R.Succop extra point is GOOD, Center-B.Brinkley, Holder-B.Kern.

KC 19 TEN 20, 2 plays, 74 yards, 0:56 drive, 9:02 elapsed

R.Succop kicks 65 yards from TEN 35 to end zone, Touchback.

Kansas City Chiefs at 5:58

- 1-10-KC 25 (5:58) P.Mahomes pass incomplete deep left to T.Kelce.
- PENALTY on TEN-L.Ryan, Defensive Pass Interference, 9 yards, enforced at KC 25 - No Play. X21
- Penalty on TEN-L.Ryan, Defensive Holding, declined.
- 1-10-KC 34 (5:50) Dam.Williams right end to KC 37 for 3 yards (J.Simmons).
- 2-7-KC 37 (5:16) (Shotgun) P.Mahomes pass short right to T.Kelce pushed ob at KC 49 for 12 yards (L.Ryan). P22
- 1-10-KC 49 (4:46) Dam.Williams left end to TEN 46 for 5 yards (L.Sims, D.Long).
- 2-5-TEN 46 (4:05) (Shotgun) P.Mahomes pass short right to S.Watkins to TEN 43 for 3 yards (L.Sims).
- 3-2-TEN 43 (3:30) (Shotgun) P.Mahomes pass incomplete short left to T.Hill.
- 4-2-TEN 43 (3:25) P.Mahomes pass short left to Dam.Williams to TEN 33 for 10 yards (A.Jackson; K.Byard). P23
- 1-10-TEN 33 (2:42) (Shotgun) P.Mahomes pass incomplete deep right to S.Watkins (L.Ryan).
- 2-10-TEN 33 (2:37) P.Mahomes pass short right to D.Thompson to TEN 25 for 8 yards (D.Long, L.Ryan).
- 3-2-TEN 25 (2:08) (Shotgun) P.Mahomes pass incomplete short left to D.Robinson.
- 4-2-TEN 25 (2:03) (Field Goal formation) H.Butker 43 yard field goal is GOOD, Center-J.Winchester, Holder-D.Colquitt.

KC 22 TEN 20, 10 plays, 50 yards, 1 penalty, 4:00 drive, 13:02 elapsed

H.Butker kicks 65 yards from KC 35 to end zone, Touchback.

Tennessee Titans at 1:58

- 1-10-TEN 25 (1:58) R.Tannehill pass incomplete short right to J.Smith.

Kansas City Chiefs vs Tennessee Titans at Nissan Stadium

2-10-TEN 25 (1:53) (Shotgun) R.Tannehill pass short right to J.Smith to TEN 34 for 9 yards (A.Hitchens, M.Claiborne).

3-1-TEN 34 (1:11) D.Henry up the middle to TEN 40 for 6 yards (J.Thornhill).

R9

1-10-TEN 40 (:38) D.Henry right guard to TEN 44 for 4 yards (E.Ogbah, C.Jones).

END OF QUARTER

| | Score | Time Poss | First Downs | | | | Efficiencies | |
|--------------------|-------|--------------|-------------|---|---|---|--------------|--------|
| | | | R | P | X | T | 3 Down | 4 Down |
| Kansas City Chiefs | 22 | 9:40 | 1 | 6 | 2 | 9 | 1/3 | 1/1 |
| Tennessee Titans | 20 | 5:20 | 2 | 0 | 0 | 2 | 1/2 | 0/0 |

Tennessee Titans continued.

- 2-6-TEN 44 (15:00) R.Tannehill sacked at TEN 37 for -7 yards (C.Jones).
- 3-13-TEN 37 (14:15) (Shotgun) R.Tannehill pass incomplete deep right to A.Brown.
- 4-13-TEN 37 (14:09) (Punt formation) B.Kern punts 42 yards to KC 21, Center-B.Brinkley, out of bounds.

Kansas City Chiefs at 14:00

- 1-10-KC 21 (14:00) Dam.Williams up the middle to KC 27 for 6 yards (K.Vaccaro; A.Johnson).
- 2-4-KC 27 (13:20) (Shotgun) P.Mahomes pass short middle to S.Watkins to KC 36 for 9 yards (L.Ryan). P24
- 1-10-KC 36 (12:45) S.Watkins right end ran ob at KC 37 for 1 yard (L.Ryan).
- 2-9-KC 37 (12:10) (Shotgun) P.Mahomes pass incomplete deep right to T.Hill (A.Jackson).
- 3-9-KC 37 (12:04) (Shotgun) P.Mahomes pass short middle to M.Hardman for 63 yards, TOUCHDOWN [C.Wake]. P25
- H.Butker extra point is GOOD, Center-J.Winchester, Holder-D.Colquitt.

KC 29 TEN 20, 5 plays, 79 yards, 2:06 drive, 3:06 elapsed

H.Butker kicks 65 yards from KC 35 to end zone, Touchback.

Tennessee Titans at 11:54

- 1-10-TEN 25 (11:54) D.Henry left guard to TEN 29 for 4 yards (D.Sorensen).
- PENALTY on KC-C.Jones, Defensive Holding, 5 yards, enforced at TEN 29. X10
- 1-10-TEN 34 (11:37) (Shotgun) D.Henry left tackle to TEN 35 for 1 yard (C.Jones).
- 2-9-TEN 35 (11:05) (No Huddle) D.Henry left tackle to TEN 39 for 4 yards (D.Sorensen).
- 3-5-TEN 39 (10:25) (Shotgun) PENALTY on TEN-N.Davis, False Start, 5 yards, enforced at TEN 39 - No Play.
- 3-10-TEN 34 (10:07) (Shotgun) R.Tannehill scrambles up the middle to TEN 46 for 12 yards (R.Fenton). R11
- 1-10-TEN 46 (9:27) D.Henry up the middle to KC 42 for 12 yards (J.Thornhill). R12
- 1-10-KC 42 (8:52) D.Henry left guard to KC 39 for 3 yards (K.Saunders).
- 2-7-KC 39 (8:13) (No Huddle, Shotgun) R.Tannehill pass short left to A.Brown to KC 22 for 17 yards (T.Mathieu). P13
- 1-10-KC 22 (7:32) (No Huddle, Shotgun) R.Tannehill left end to KC 15 for 7 yards (F.Clark).
- 2-3-KC 15 (7:06) (No Huddle) D.Henry left tackle to KC 1 for 14 yards (C.Ward, J.Thornhill). R14
- 1-1-KC 1 (6:30) (No Huddle) D.Henry left guard for 1 yard, TOUCHDOWN. R15
- R.Succop extra point is GOOD, Center-B.Brinkley, Holder-B.Kern.

KC 29 TEN 27, 10 plays, 75 yards, 1 penalty, 5:28 drive, 8:34 elapsed

R.Succop kicks 59 yards from TEN 35 to KC 6. M.Hardman to KC 26 for 20 yards (A.Hooker).

Kansas City Chiefs at 6:26, (1st play from scrimmage 6:20)

- 1-10-KC 26 (6:20) (Shotgun) Dam.Williams up the middle to KC 36 for 10 yards (L.Sims). R26
- 1-10-KC 36 (5:40) (Shotgun) Dam.Williams up the middle to KC 38 for 2 yards (D.Long).
- 2-8-KC 38 (4:56) (Shotgun) P.Mahomes pass deep right to T.Hill to TEN 23 for 39 yards (A.Jackson). P27
- 1-10-TEN 23 (4:11) Dam.Williams up the middle to TEN 21 for 2 yards (D.Long).
- 2-8-TEN 21 (3:30) (Shotgun) P.Mahomes pass incomplete short right to T.Hill.
- 3-8-TEN 21 (3:24) (Shotgun) P.Mahomes pass incomplete deep right to T.Hill (A.Jackson).
- 4-8-TEN 21 (3:19) (Field Goal formation) H.Butker 39 yard field goal is GOOD, Center-J.Winchester, Holder-D.Colquitt.

KC 32 TEN 27, 7 plays, 53 yards, 3:12 drive, 11:46 elapsed

H.Butker kicks 65 yards from KC 35 to end zone, Touchback.

Tennessee Titans at 3:14

- 1-10-TEN 25 (3:14) (Shotgun) D.Henry up the middle to TEN 39 for 14 yards (J.Thornhill; D.Wilson). R16
- 1-10-TEN 39 (2:46) (No Huddle, Shotgun) D.Henry right guard to TEN 41 for 2 yards (F.Clark, C.Jones).
- 2-8-TEN 41 (2:26) (No Huddle, Shotgun) R.Tannehill pass short right to J.Smith to TEN 44 for 3 yards (D.Sorensen).
- 3-5-TEN 44 (2:02) (No Huddle, Shotgun) PENALTY on TEN-T.Lewan, False Start, 5 yards, enforced at TEN 44 - No Play.
- 3-10-TEN 39 (2:01) (Shotgun) R.Tannehill sacked at TEN 32 for -7 yards (F.Clark).

Two-Minute Warning

- 4-17-TEN 32 (1:55) (Shotgun) R.Tannehill pass incomplete deep right to A.Brown (B.Breeland) [B.Niemann].

Kansas City Chiefs at 1:48

- 1-10-TEN 32 (1:48) Dam.Williams right guard to TEN 29 for 3 yards (A.Johnson).
- Timeout #1 by TEN at 01:42.

Kansas City Chiefs vs Tennessee Titans at Nissan Stadium

| | | |
|--------------------------|--|-----|
| 2-7-TEN 29 | (1:42) Dam.Williams right end to TEN 24 for 5 yards (D.Jones). Timeout #2 by TEN at 01:36. | |
| 3-2-TEN 24 | (1:36) (Shotgun) P.Mahomes sacked at TEN 29 for -5 yards (R.Evans). Timeout #3 by TEN at 01:27. | |
| 4-7-TEN 29 | (1:27) (Field Goal formation) D.Colquitt Aborted. J.Winchester FUMBLES at TEN 37, recovered by KC-D.Colquitt at TEN 37. D.Colquitt pass incomplete short left. PENALTY on KC-D.Colquitt, Intentional Grounding, 10 yards, enforced at TEN 29. | |
| Tennessee Titans at 1:21 | | |
| 1-10-TEN 39 | (1:21) (Shotgun) R.Tannehill scrambles left guard to KC 43 for 18 yards (D.Sorensen; C.Ward). | R17 |
| <u>1-10-KC 43</u> | (:59) (No Huddle, Shotgun) R.Tannehill pass incomplete deep left to A.Brown [T.Kpassagnon]. | |
| 2-10-KC 43 | (:53) (Shotgun) R.Tannehill pass deep right to A.Firkser to KC 23 for 20 yards (D.Sorensen). | P18 |
| <u>1-10-KC 23</u> | (:29) (No Huddle, Shotgun) R.Tannehill pass deep middle to A.Humphries for 23 yards, TOUCHDOWN. Timeout #1 by KC at 00:23. TWO-POINT CONVERSION ATTEMPT. R.Tannehill rushes right end. ATTEMPT SUCCEEDS. | P19 |

| |
|--|
| KC 32 TEN 35, 4 plays, 61 yards, 0:58 drive, 14:37 elapsed |
|--|

R.Succop kicks 46 yards from TEN 35 to KC 19. M.Hardman to KC 38 for 19 yards (D.Bates; R.Succop).

Kansas City Chiefs at 0:23, (1st play from scrimmage 0:17)

| | | |
|--------------------|---|-----|
| 1-10-KC 38 | (:17) (Shotgun) P.Mahomes pass deep right to D.Robinson to TEN 39 for 23 yards (L.Ryan). Timeout #2 by KC at 00:10. | P28 |
| <u>1-10-TEN 39</u> | (:10) (Shotgun) P.Mahomes pass short left to D.Robinson pushed ob at TEN 34 for 5 yards (A.Jackson). | |
| 2-5-TEN 34 | (:06) (Shotgun) P.Mahomes pass incomplete short left to T.Hill. | |
| 3-5-TEN 34 | (:03) (Field Goal formation) H.Butker 52 yard field goal is BLOCKED (J.Kalu), Center-J.Winchester, Holder-D.Colquitt, RECOVERED by TEN-L.Sims at KC 47. L.Sims to KC 33 for 14 yards (A.Sherman). | |

END OF QUARTER

| | Score | Time Poss | First Downs | | | | Efficiencies | |
|--------------------|-------|--------------|-------------|---|---|----|--------------|--------|
| | | | R | P | X | T | 3 Down | 4 Down |
| Kansas City Chiefs | 32 | 6:08 | 1 | 4 | 0 | 5 | 1/3 | 0/1 |
| Tennessee Titans | 35 | 8:52 | 6 | 3 | 1 | 10 | 1/3 | 0/1 |

Miscellaneous Statistics Report

Kansas City Chiefs vs Tennessee Titans

11/10/2019 at Nissan Stadium

Ten Longest Plays for Kansas City Chiefs

| Yards | Qtr | Play Start | Play Description |
|-------|-----|-------------|--|
| 63 | 4 | 3-9-KC 37 | (12:04) (Shotgun) P.Mahomes pass short middle to M.Hardman for 63 yards, TOUCHDOWN [C.Wake]. |
| 39 | 4 | 2-8-KC 38 | (4:56) (Shotgun) P.Mahomes pass deep right to T.Hill to TEN 23 for 39 yards (A.Jackson). |
| 29 | 2 | 3-10-KC 41 | (3:45) (Shotgun) P.Mahomes pass short middle to T.Hill pushed ob at TEN 30 for 29 yards (L.Sims). KC-T.Hill was injured during the play. His return is Questionable. |
| 23 | 4 | 1-10-KC 38 | (:17) (Shotgun) P.Mahomes pass deep right to D.Robinson to TEN 39 for 23 yards (L.Ryan). |
| 20 | 3 | 1-10-KC 38 | (10:41) P.Mahomes pass short right to D.Robinson to TEN 42 for 20 yards (K.Byard; K.Vaccaro). |
| 19 | 1 | 3-9-KC 42 | (13:33) (Shotgun) P.Mahomes pass deep right to T.Hill to TEN 39 for 19 yards (A.Jackson). |
| 17 | 1 | 3-19-TEN 29 | (5:33) (Shotgun) P.Mahomes pass short middle to T.Kelce to TEN 12 for 17 yards (R.Evans, A.Hooker). |
| 16 | 1 | 1-24-TEN 38 | (11:48) P.Mahomes pass short middle to T.Kelce to TEN 22 for 16 yards (W.Woodyard; R.Evans). |
| 16 | 2 | 2-11-KC 31 | (13:48) (Shotgun) P.Mahomes pass short middle to T.Kelce to KC 47 for 16 yards (L.Sims). |
| 15 | 1 | 1-10-TEN 39 | (12:56) Dam.Williams left end to TEN 24 for 15 yards (H.Landry; K.Correa). |

Ten Longest Plays for Tennessee Titans

| Yards | Qtr | Play Start | Play Description |
|-------|-----|-------------|---|
| 68 | 3 | 2-4-TEN 32 | (6:10) D.Henry up the middle for 68 yards, TOUCHDOWN. |
| 52 | 2 | 1-10-TEN 27 | (11:57) R.Tannehill pass deep middle to K.Raymond for 73 yards, TOUCHDOWN [A.Hitchens]. |
| 23 | 4 | 1-10-KC 23 | (:29) (No Huddle, Shotgun) R.Tannehill pass deep middle to A.Humphries for 23 yards, TOUCHDOWN. |
| 20 | 1 | 2-13-TEN 22 | (4:05) (Shotgun) R.Tannehill pass deep left to T.Sharpe ran ob at TEN 42 for 20 yards. |
| 20 | 4 | 2-10-KC 43 | (:53) (Shotgun) R.Tannehill pass deep right to A.Firkser to KC 23 for 20 yards (D.Sorensen). |
| 18 | 4 | 1-10-TEN 39 | (1:21) (Shotgun) R.Tannehill scrambles left guard to KC 43 for 18 yards (D.Sorensen; C.Ward). |
| 17 | 4 | 2-7-KC 39 | (8:13) (No Huddle, Shotgun) R.Tannehill pass short left to A.Brown to KC 22 for 17 yards (T.Mathieu). |
| 14 | 4 | 2-3-KC 15 | (7:06) (No Huddle) D.Henry left tackle to KC 1 for 14 yards (C.Ward, J.Thornhill). |
| 14 | 4 | 1-10-TEN 25 | (3:14) (Shotgun) D.Henry up the middle to TEN 39 for 14 yards (J.Thornhill; D.Wilson). |
| 13 | 1 | 1-10-TEN 42 | (3:28) D.Henry left tackle to 50 for 8 yards (R.Ragland). |

Touchdown Scoring Information

| | | Offense | Defense | Special Teams |
|---------|--------------------|---------|---------|---------------|
| VISITOR | Kansas City Chiefs | 3 | 0 | 0 |
| HOME | Tennessee Titans | 4 | 1 | 0 |

Player Scoring Information

| Club | Player | TD | Rush TD | Rec TD | KO TD | Punt TD | Int TD | Fum TD | Misc TD | FG | XP | 2Pt Rush | 2Pt Rec | Sfty | Points |
|------|-------------|----|---------|--------|-------|---------|--------|--------|---------|----|----|----------|---------|------|--------|
| KC | H.Butker | 0 | 0 | 0 | 0 | 0 | 0 | 0 | 0 | 4 | 2 | 0 | 0 | 0 | 14 |
| KC | T.Hill | 0 | 0 | 1 | 0 | 0 | 0 | 0 | 0 | 0 | 0 | 0 | 0 | 0 | 6 |
| KC | T.Kelce | 0 | 0 | 1 | 0 | 0 | 0 | 0 | 0 | 0 | 0 | 0 | 0 | 0 | 6 |
| KC | M.Hardman | 0 | 0 | 1 | 0 | 0 | 0 | 0 | 0 | 0 | 0 | 0 | 0 | 0 | 6 |
| TEN | D.Henry | 0 | 2 | 0 | 0 | 0 | 0 | 0 | 0 | 0 | 0 | 0 | 0 | 0 | 12 |
| TEN | A.Firkser | 0 | 0 | 1 | 0 | 0 | 0 | 0 | 0 | 0 | 0 | 0 | 0 | 0 | 6 |
| TEN | A.Humphries | 0 | 0 | 1 | 0 | 0 | 0 | 0 | 0 | 0 | 0 | 0 | 0 | 0 | 6 |
| TEN | R.Succop | 0 | 0 | 0 | 0 | 0 | 0 | 0 | 0 | 0 | 3 | 0 | 0 | 0 | 3 |
| TEN | R.Tannehill | 0 | 0 | 0 | 0 | 0 | 0 | 0 | 0 | 0 | 0 | 1 | 0 | 0 | 2 |

Possession Detail

| | First Half | | Second Half | | Game | |
|-----------------------------|------------|------|-------------|-------|---------|-------|
| | Visitor | Home | Visitor | Home | Visitor | Home |
| Largest Lead | 10 | 3 | 9 | 3 | 10 | 3 |
| Drives Leading | 3 | 0 | 3 | 0 | 6 | 0 |
| Time of Possession Leading | 11:04 | 0:00 | 5:45 | 0:00 | 16:49 | 0:00 |
| Largest Deficit | -3 | -10 | -3 | -9 | -3 | -10 |
| Drives Trailing | 1 | 3 | 2 | 5 | 3 | 8 |
| Time of Possession Trailing | 5:02 | 7:01 | 4:23 | 11:46 | 9:25 | 18:47 |
| Times Score Tied Up | | 1 | | 0 | | 1 |
| Lead Changes | | 2 | | 4 | | 6 |

Playtime Percentage

Percent of playtime per player on offense, defense and special teams

| Kansas City Chiefs | | | | | | Tennessee Titans | | | | | |
|--------------------|----|---------|---------|---------------|-----|------------------|----|---------|---------|---------------|-----|
| | | Offense | Defense | Special Teams | | | | Offense | Defense | Special Teams | |
| A Wylie | G | 82 100% | | 9 | 28% | T Lewan | T | 52 100% | | 4 | 12% |
| A Reiter | C | 82 100% | | 9 | 28% | R Saffold | G | 52 100% | | 4 | 12% |
| C Erving | T | 82 100% | | 7 | 22% | N Davis | G | 52 100% | | 4 | 12% |
| P Mahomes | QB | 82 100% | | | | R Tannehill | QB | 52 100% | | | |
| M Schwartz | T | 79 96% | | 8 | 25% | B Jones | C | 52 100% | | | |
| T Kelce | TE | 78 95% | | | | A Brown | WR | 49 94% | | | |
| T Hill | WR | 69 84% | | | | J Conklin | T | 48 92% | | 4 | 12% |
| S Watkins | WR | 63 77% | | | | T Sharpe | WR | 42 81% | | | |
| D Williams | RB | 60 73% | | | | J Smith | TE | 40 77% | | 8 | 25% |
| D Robinson | WR | 55 67% | | 4 | 12% | D Henry | RB | 37 71% | | | |
| M Rankin | T | 42 51% | | 2 | 6% | A Humphries | WR | 34 65% | | 1 | 3% |
| S Wisniewski | G | 41 50% | | 9 | 28% | M Pruitt | TE | 18 35% | | 12 | 38% |
| B Bell | TE | 34 41% | | 14 | 44% | D Lewis | RB | 15 29% | | | |
| M Hardman | WR | 18 22% | | 14 | 44% | A Firkser | TE | 14 27% | | 9 | 28% |
| D Williams | RB | 17 21% | | 14 | 44% | K Raymond | WR | 10 19% | | 15 | 47% |
| D Thompson | RB | 5 6% | | 8 | 25% | D Kelly | T | 5 10% | | 4 | 12% |
| A Sherman | FB | 4 5% | | 24 | 75% | K Vaccaro | SS | | 82 100% | 5 | 16% |
| D Yelder | TE | 4 5% | | 1 | 3% | K Byard | FS | | 82 100% | 4 | 12% |
| B Pringle | WR | 3 4% | | 19 | 59% | A Jackson | CB | | 82 100% | | |
| N Allegretti | C | 2 2% | | 9 | 28% | L Ryan | CB | | 82 100% | | |
| C Ward | CB | | 52 100% | 8 | 25% | L Sims | CB | | 77 94% | 16 | 50% |
| T Mathieu | SS | | 52 100% | | | R Evans | LB | | 70 85% | | |
| J Thornhill | FS | | 50 96% | 8 | 25% | D Jones | NT | | 64 78% | 9 | 28% |
| B Breeland | CB | | 45 87% | | | H Landry | LB | | 64 78% | | |
| C Jones | DT | | 44 85% | 4 | 12% | W Woodyard | LB | | 63 77% | 7 | 22% |
| F Clark | DE | | 42 81% | | | J Simmons | DT | | 45 55% | 9 | 28% |
| T Kpassagnon | DE | | 40 77% | 8 | 25% | K Correa | LB | | 39 48% | 21 | 66% |
| A Hitchens | LB | | 36 69% | 4 | 12% | A Johnson | NT | | 34 41% | 13 | 41% |
| D Sorensen | FS | | 34 65% | 15 | 47% | S Finch | LB | | 29 35% | 17 | 53% |
| D Nnadi | DT | | 28 54% | 4 | 12% | D Long | LB | | 28 34% | 13 | 41% |
| D Wilson | LB | | 27 52% | | | R Gilbert | DE | | 20 24% | | |
| E Ogbah | DE | | 23 44% | 3 | 9% | A Hooker | FS | | 14 17% | 28 | 88% |
| J Ivie | DT | | 19 37% | 1 | 3% | C Wake | DE | | 14 17% | | |
| R Ragland | LB | | 17 33% | | | I Mack | DT | | 7 9% | 9 | 28% |
| B Niemann | LB | | 16 31% | 15 | 47% | M Dickerson | DT | | 4 5% | | |
| R Fenton | CB | | 16 31% | 10 | 31% | D Cruikshank | SS | | 1 1% | 28 | 88% |
| K Saunders | DT | | 13 25% | | | J Kalu | CB | | 1 1% | 20 | 62% |
| J Lucas | SS | | 10 19% | 23 | 72% | D Bates | LB | | | 28 | 88% |
| M Claiborne | CB | | 7 13% | | | R Smith | RB | | | 14 | 44% |
| D O'Daniel | LB | | | 23 | 72% | C Milton | CB | | | 11 | 34% |
| A Watts | SS | | | 19 | 59% | R Succop | K | | | 10 | 31% |
| D Lee | LB | | | 19 | 59% | B Brinkley | LS | | | 8 | 25% |
| H Butker | K | | | 17 | 53% | B Kern | P | | | 8 | 25% |
| D Colquitt | P | | | 10 | 31% | C Hollister | WR | | | 5 | 16% |
| J Winchester | LS | | | 10 | 31% | J Douglas | G | | | 4 | 12% |

THE FAST AND THE FURIOUS? TITANS EXPLODE ON OFFENSE IN SECOND HALF TO ROUT JAGUARS, 42-20

**BY JIM WYATT
TITANS ONLINE
NOVEMBER 25, 2019**

NASHVILLE – The Titans turned a tight game vs the Jaguars into a blowout on Sunday with an offensive explosion to start the second half.

And I do mean an offensive explosion – we’re talking touchdowns on three consecutive plays on offense.

“That,” left tackle Taylor Lewan said after the game, “was a fun game to be a part of.”

Yes, the Titans scored three touchdowns in less than five minutes to start the second half and rolled to a 42-20 win over the Jaguars at Nissan Stadium.

The touchdowns came at a fast and furious pace, in every way imaginable.

They came on a day when Titans quarterback Ryan Tannehill completed 14-of-18 passes for 259 yards and two touchdowns while also running for 40 yards and two touchdowns.

They came on a day when Titans running back Derrick Henry once again electrified the crowd, running for 159 yards and two touchdowns.

They came on a day when receiver A.J. Brown caught four passes for 135 yards, including a 65-yard catch.

And they came on a day when the Titans improved to 6-5 while moving to within one game of the Houston Texans (7-4) for first place in the AFC South. The Titans have now won four of their last five games after a 2-4 start, not that coach Mike Vrabel is counting.

“You know, I couldn’t even tell you how many we’ve won -- I know we’ve won one in a row,” Vrabel said. “So we’re able to just get a leg up in what we’re trying to do. Try to find our next opponent, figure out where we play them and when we play them and start to prepare for them. This will be a huge week for us with the holiday season, with the holiday, Thanksgiving and a division opponent.”

Next up, of course, is a game against the Colts in Indianapolis.

But Sunday’s game was worth celebrating for at least a little bit.

In the third quarter, Titans offensive coordinator Arthur Smith went digging into his bag of tricks as the Titans racked up 248 yards and four touchdowns.

On the first possession of the third quarter, after a halfback pass from Henry to tight end Jonnu Smith drew a defensive pass interference penalty, the Titans had the ball at the one-yard line. That’s when Tannehill completed a one-yard touchdown pass to tackle-eligible Dennis Kelly, who spun the ball before celebrating with his teammates as the Titans took a 14-3 lead with 13:13 left in the third.

“The last time I caught a pass was the fall of 2007 (in high school),” Kelly said. “I’m glad I got to put the skills to use. ... It started with a, “Don’t drop the ball, idiot.” And then (on the celebration) we (pretended to) open up a cooler and shared (drinks) with the boys and we shot-gunned it.”

Less than three minutes later, Henry took off and scored a 74-yard touchdown run that included another batch of stiff-armed, reminiscent of his 99-yard touchdown run against the Jaguars in December of 2018. Henry ended up in the end zone, and that made it 21-3 with 10:40 left in the third.

“I was similar,” Henry said of last year’s scoring scamper. “I was trying to keep them away. I kept trying to stay inbounds and keep

moving down the field, and it worked again.”

After linebacker Daren Bates forced a fumble – and recovered it – on the ensuing kickoff, Henry scored again, this time on a seven-yard run, which made it 28-3 with 10:24 remaining.

The three touchdowns came in a span of 4:36.

By scoring two rushing touchdowns in a 16-second span, Henry became the first player since Pro Football Hall of Famer LaDainian Tomlinson (two touchdowns in 15 seconds in Week 10, 2006) to score two touchdowns within a 20-second span in a single game.

With his 74-yard touchdown run, Henry joined Napoleon Kaufman (1997-99) and Robert Smith (1997-2000) as the only players in NFL history to record a rushing touchdown of at least 70 yards in three consecutive seasons.

“Derrick took the game over,” Brown said.

But the Titans weren’t finished. A few minutes later, Tannehill connected with Brown for the 65-yard touchdown, which made it 35-3 with 6:57 left in the third quarter.

“That was a fun stretch there, just guys executing,” said Tannehill, who is now 4-1 as a starter this season. “You never know what can happen. We have playmakers on this field. That was a crazy stretch. The defense got us the ball back quickly right after that first touchdown, and obviously on the kickoff return. Guys made plays. We had opportunities, and we took advantage of them.”

The Jaguars scored on a pair of one-yard touchdown runs by Leonard Fournette to cut the lead to 35-17 before Tannehill scored again on another touchdown run, which made it 42-17 with 9:47 left. The Jaguars kicked a field goal with 4:48 left to make it 42-20.

The second half scene at Nissan Stadium was a wild one, as chants chanted “Henry, Henry, Henry” on multiple occasions while celebrating one score after the next.

The first half lacked scoring, but it didn’t lack some excitement.

The Titans took a 7-0 lead in the second quarter on another highlight-reel play from Tannehill.

On a second-and-nine from the Jacksonville 21-yard line, Tannehill took off to his right before cutting to his left and in the direction of the endzone. Tannehill collided with Jacksonville defender Tre Herndon at the goal-line, and after going airborne he landed on his back in the endzone for a touchdown.

“I looked down and said, ‘Uh, oh, this is going to hurt,’” Tannehill said, smiling. “But it was fun, and it was a good opportunity to get into the end zone.”

The Jaguars cut the lead to 7-3 at halftime on a 49-yard field goal by kicker Josh Lambo, but that only set the stage for a crazy final 30 minutes.

Now, with five games left in the regular season, the Titans know they can’t let up now.

“Our mindset is that we are still trying to get in,” tackle Jack Conklin said. “You know it is one game at a time. We’ve got to go to Indy now and get another win. It’s going to be a hard-fought battle and that’s our mindset. Everyone starts looking at it and it is still a battle. We are still in the hunt. We still have got to keep fighting.”

###

Week 12

National Football League Game Summary

NFL Copyright © 2019 by The National Football League. All rights reserved. This summary and play-by-play is for the express purpose of assisting media in their coverage of the game; any other use of this material is prohibited without the written permission of the National Football League. Updated: 11/25/2019

Date: Sunday, 11/24/2019

Jacksonville Jaguars at Tennessee Titans

Start Time: 3:08 PM Central

at Nissan Stadium, Nashville, TN

Game Day Weather

Game Weather: Sunny

Temp: 52° F (11.1° C) Humidity: 54%, Wind: WSW 9 mph

Played Outdoors on Turf: Grass

Outdoor Weather: Sunny, Wind Chill: =52

Officials

Referee: Smith, Shawn (14)

Umpire: Neale, Bryan (92)

Down Judge: Hittner, Mark (28)

Line Judge: Longson, Bart (2)

Field Judge: Prioleau, Dyrol (109)

Side Judge: Hawkshaw, Dave (107)

Back Judge: Paganelli, Dino (105)

Replay Official: Wimmer, Mike (0)

Lineups

Jacksonville Jaguars

| Offense | | | Defense | | |
|---------|----|-------------|---------|----|------------|
| WR | 18 | C.Conley | DE | 91 | Y.Ngakoue |
| LT | 74 | C.Robinson | NT | 95 | A.Jones |
| LG | 68 | A.Norwell | DT | 90 | T.Bryan |
| C | 65 | B.Linder | DE | 93 | C.Campbell |
| RG | 60 | A.Cann | WLB | 56 | Q.Williams |
| RT | 75 | J.Taylor | MLB | 44 | M.Jack |
| TE | 83 | B.Koyack | SLB | 48 | L.Jacobs |
| TE | 86 | N.O'Leary | LCB | 37 | T.Herndon |
| QB | 7 | N.Foles | FS | 26 | J.Wilson |
| RB | 27 | L.Fournette | SS | 36 | R.Harrison |
| WR | 17 | D.Chark Jr. | RCB | 21 | A.Bouye |

Tennessee Titans

| Offense | | | Defense | | |
|---------|----|--------------|---------|----|-----------|
| WR | 84 | C.Davis | DE | 98 | J.Simmons |
| TE | 81 | J.Smith | NT | 90 | D.Jones |
| LT | 77 | T.Lewan | DT | 99 | J.Casey |
| LG | 76 | R.Saffold | OLB | 44 | K.Correa |
| C | 60 | B.Jones | ILB | 54 | R.Evans |
| RG | 64 | N.Davis | ILB | 55 | J.Brown |
| RT | 78 | J.Conklin | OLB | 58 | H.Landry |
| WR | 19 | T.Sharpe | CB | 26 | L.Ryan |
| QB | 17 | R.Tannehill | SS | 24 | K.Vaccaro |
| FB | 41 | K.Blasingame | FS | 31 | K.Byard |
| RB | 22 | D.Henry | CB | 25 | A.Jackson |

Substitutions

K 4 J.Lambo, P 9 L.Cooke, WR 12 D.Westbrook, WR 13 M.Walker, S 22 C.Davis, RB 23 R.Armstead, CB 25 D.Hayden, CB 31 B.Borders, RB 33 D.Ozigbo, CB 40 B.Watson, DE 41 J.Allen, S 42 A.Wingard, LS 46 M.Orzech, LB 52 N.Goode, LB 54 D.Payne, LB 58 A.Calistro, OL 69 T.Shatley, OL 77 C.Ogbuehi, WR 84 K.Cole, TE 85 C.Jones, DE 94 D.Smoot, DT 97 A.Spence, DT 98 D.Russell

Substitutions

K 4 R.Succop, P 6 B.Kern, WR 10 A.Humphries, WR 11 A.Brown, WR 14 K.Raymond, DB 29 D.Cruikshank, CB 30 C.Milton, RB 33 D.Lewis, CB 36 L.Sims, DB 37 A.Hooker, DB 46 J.Kalu, LS 48 B.Brinkley, LB 51 D.Long, LB 53 D.Bates, LB 59 W.Woodyard, T/G 71 D.Kelly, G 75 J.Douglas, TE 85 M.Pruitt, TE 86 A.Firkser, OLB 91 C.Wake, OLB 93 R.Gilbert, DL 94 A.Johnson, DT 97 I.Mack

Did Not Play

QB 15 G.Minshew II

Did Not Play

QB 8 M.Mariota

Not Active

QB 1 J.Dobbs, WR 16 C.Board, RB 24 T.Ervin, CB 30 T.Hayes, OL 70 B.Thomas, OL 76 W.Richardson Jr., TE 88 S.DeValve

Not Active

WR 16 C.Hollister, DB 23 T.Smith, C 52 H.Grasu, OLB 56 S.Finch, G/T 66 K.Pamphile, TE 82 De.Walker, DT 92 M.Dickerson

Field Goals (made () & missed)

J.Lambo (49) (50)

| | | 1 | 2 | 3 | 4 | OT | Total |
|----------|----------------------|---|---|----|---|----|-------|
| VISITOR: | Jacksonville Jaguars | 0 | 3 | 8 | 9 | 0 | 20 |
| HOME: | Tennessee Titans | 0 | 7 | 28 | 7 | 0 | 42 |

Scoring Plays

| Team | Qtr | Time | Play Description (Extra Point) (Drive Info) | Visitor | Home |
|---------|-----|-------|---|---------|------|
| Titans | 2 | 6:29 | R.Tannehill 21 yd. run (R.Succop kick) (7-73, 4:09) | 0 | 7 |
| Jaguars | 2 | 1:50 | J.Lambo 49 yd. Field Goal (9-44, 4:39) | 3 | 7 |
| Titans | 3 | 13:13 | D.Kelly 1 yd. pass from R.Tannehill (R.Succop kick) (4-64, 1:47) | 3 | 14 |
| Titans | 3 | 10:40 | D.Henry 74 yd. run (R.Succop kick) (1-74, 0:11) | 3 | 21 |
| Titans | 3 | 10:24 | D.Henry 7 yd. run (R.Succop kick) (1-7, 0:06) | 3 | 28 |
| Titans | 3 | 6:57 | A.Brown 65 yd. pass from R.Tannehill (R.Succop kick) (3-80, 1:26) | 3 | 35 |
| Jaguars | 3 | 2:23 | L.Fournette 1 yd. run (N.Foles-D.Chark Jr. pass) (12-74, 4:34) | 11 | 35 |
| Jaguars | 4 | 11:50 | L.Fournette 1 yd. run (pass failed) (7-56, 2:57) | 17 | 35 |
| Titans | 4 | 9:47 | R.Tannehill 3 yd. run (R.Succop kick) (4-40, 2:03) | 17 | 42 |

Week 12

National Football League Game Summary

NFL Copyright © 2019 by The National Football League. All rights reserved. This summary and play-by-play is for the express purpose of assisting media in their coverage of the game; any other use of this material is prohibited without the written permission of the National Football League. Updated: 11/25/2019

| | | | | | |
|-------------------------|---|------|---|------------|----|
| Jaguars | 4 | 4:48 | J.Lambo 50 yd. Field Goal (13-56, 4:59) | 20 | 42 |
| Paid Attendance: 60,926 | | | | Time: 3:01 | |

Final Individual Statistics

Jacksonville Jaguars

| RUSHING | ATT | YDS | AVG | LG | TD |
|-------------|-----|-----|-----|----|----|
| L.Fournette | 24 | 97 | 4.0 | 16 | 2 |
| N.Foles | 3 | 20 | 6.7 | 13 | 0 |
| Total | 27 | 117 | 4.3 | 16 | 2 |

| PASSING | ATT | CMP | YDS | SK/YD | TD | LG | IN | RT |
|---------|-----|-----|-----|-------|----|----|----|------|
| N.Foles | 48 | 32 | 272 | 3/20 | 0 | 27 | 0 | 81.2 |
| Total | 48 | 32 | 272 | 3/20 | 0 | 27 | 0 | 81.3 |

| PASS RECEIVING | TAR | REC | YDS | AVG | LG | TD |
|----------------|-----|-----|-----|------|----|----|
| L.Fournette | 12 | 9 | 62 | 6.9 | 27 | 0 |
| D.Westbrook | 9 | 8 | 69 | 8.6 | 22 | 0 |
| D.Chark Jr. | 6 | 5 | 38 | 7.6 | 12 | 0 |
| C.Conley | 9 | 4 | 49 | 12.3 | 16 | 0 |
| N.O'Leary | 4 | 4 | 36 | 9.0 | 15 | 0 |
| K.Cole | 2 | 2 | 18 | 9.0 | 14 | 0 |
| B.Koyack | 1 | 0 | 0 | 0.0 | 0 | 0 |
| R.Armstead | 1 | 0 | 0 | 0.0 | 0 | 0 |
| Total | 44 | 32 | 272 | 8.5 | 27 | 0 |

| INTERCEPTIONS | NO | YDS | AVG | LG | TD |
|---------------|----|-----|-----|----|----|
| Total | 0 | 0 | 0 | 0 | 0 |

| PUNTING | NO | YDS | AVG | NET | TB | IN20 | LG |
|---------|----|-----|------|------|----|------|----|
| L.Cooke | 6 | 288 | 48.0 | 44.3 | 0 | 2 | 61 |
| Total | 6 | 288 | 48.0 | 44.3 | 0 | 2 | 61 |

| PUNT RETURNS | NO | YDS | AVG | FC | LG | TD |
|--------------|----|-----|------|----|----|----|
| D.Westbrook | 2 | -5 | -2.5 | 0 | -1 | 0 |
| K.Cole | 0 | 0 | 0.0 | 0 | 0 | 0 |
| [DOWNED] | 1 | 0 | 0.0 | 0 | 0 | 0 |
| Total | 2 | -5 | -2.5 | 0 | 0 | 0 |

| KICKOFF RETURNS | NO | YDS | AVG | FC | LG | TD |
|-----------------|----|-----|------|----|----|----|
| M.Walker | 7 | 157 | 22.4 | 0 | 30 | 0 |
| Total | 7 | 157 | 22.4 | 0 | 30 | 0 |

Tennessee Titans

| RUSHING | ATT | YDS | AVG | LG | TD |
|-------------|-----|-----|------|----|----|
| D.Henry | 19 | 159 | 8.4 | 74 | 2 |
| R.Tannehill | 7 | 40 | 5.7 | 21 | 2 |
| D.Lewis | 5 | 21 | 4.2 | 8 | 0 |
| J.Smith | 1 | 4 | 4.0 | 4 | 0 |
| K.Raymond | 1 | -5 | -5.0 | -5 | 0 |
| Total | 33 | 219 | 6.6 | 74 | 4 |

| PASSING | ATT | CMP | YDS | SK/YD | TD | LG | IN | RT |
|-------------|-----|-----|-----|-------|----|----|----|-------|
| R.Tannehill | 18 | 14 | 259 | 1/7 | 2 | 65 | 0 | 155.8 |
| Total | 18 | 14 | 259 | 1/7 | 2 | 65 | 0 | 155.8 |

| PASS RECEIVING | TAR | REC | YDS | AVG | LG | TD |
|----------------|-----|-----|-----|------|----|----|
| A.Brown | 5 | 4 | 135 | 33.8 | 65 | 1 |
| A.Humphries | 3 | 3 | 20 | 6.7 | 8 | 0 |
| C.Davis | 3 | 2 | 29 | 14.5 | 24 | 0 |
| D.Lewis | 2 | 1 | 24 | 24.0 | 24 | 0 |
| M.Pruitt | 1 | 1 | 20 | 20.0 | 20 | 0 |
| D.Henry | 1 | 1 | 16 | 16.0 | 16 | 0 |
| K.Raymond | 1 | 1 | 14 | 14.0 | 14 | 0 |
| D.Kelly | 1 | 1 | 1 | 1.0 | 1 | 1 |
| Total | 17 | 14 | 259 | 18.5 | 65 | 2 |

| INTERCEPTIONS | NO | YDS | AVG | LG | TD |
|---------------|----|-----|-----|----|----|
| Total | 0 | 0 | 0 | 0 | 0 |

| PUNTING | NO | YDS | AVG | NET | TB | IN20 | LG |
|---------|----|-----|------|------|----|------|----|
| B.Kern | 3 | 132 | 44.0 | 45.7 | 0 | 1 | 49 |
| Total | 3 | 132 | 44.0 | 45.7 | 0 | 1 | 49 |

| PUNT RETURNS | NO | YDS | AVG | FC | LG | TD |
|--------------|----|-----|------|----|----|----|
| A.Humphries | 2 | 22 | 11.0 | 3 | 21 | 0 |
| [DOWNED] | 1 | 0 | 0.0 | 0 | 0 | 0 |
| Total | 2 | 22 | 11.0 | 3 | 21 | 0 |

| KICKOFF RETURNS | NO | YDS | AVG | FC | LG | TD |
|-----------------|----|-----|------|----|----|----|
| K.Raymond | 1 | 34 | 34.0 | 0 | 34 | 0 |
| A.Jackson | 1 | 0 | 0.0 | 0 | 0 | 0 |
| [DOWNED] | 1 | 0 | 0.0 | 0 | 0 | 0 |
| [TOUCHBACK] | 2 | 0 | 0.0 | 0 | 0 | 0 |
| Total | 2 | 34 | 17.0 | 0 | 34 | 0 |

Jacksonville Jaguars

| FUMBLES | FUM | LOST | OWN-REC | YDS | TD | FORCED | OPP-REC | YDS | TD | OUT-BDS |
|------------|-----|------|---------|-----|----|--------|---------|-----|----|---------|
| M.Walker | 1 | 1 | 0 | 0 | 0 | 0 | 0 | 0 | 0 | 0 |
| Y.Ngakoue | 0 | 0 | 0 | 0 | 0 | 1 | 1 | -2 | 0 | 0 |
| C.Campbell | 0 | 0 | 0 | 0 | 0 | 1 | 0 | 0 | 0 | 0 |
| A.Jones | 0 | 0 | 0 | 0 | 0 | 0 | 1 | 0 | 0 | 0 |
| Total | 1 | 1 | 0 | 0 | 0 | 2 | 2 | -2 | 0 | 0 |

Tennessee Titans

| FUMBLES | FUM | LOST | OWN-REC | YDS | TD | FORCED | OPP-REC | YDS | TD | OUT-BDS |
|-------------|-----|------|---------|-----|----|--------|---------|-----|----|---------|
| D.Henry | 1 | 1 | 0 | 0 | 0 | 0 | 0 | 0 | 0 | 0 |
| R.Tannehill | 1 | 1 | 0 | 0 | 0 | 0 | 0 | 0 | 0 | 0 |
| D.Bates | 0 | 0 | 0 | 0 | 0 | 1 | 1 | 0 | 0 | 0 |
| Total | 2 | 2 | 0 | 0 | 0 | 1 | 1 | 0 | 0 | 0 |

Final Team Statistics

| | Visitor Jaguars | Home Titans |
|---|--------------------|----------------|
| TOTAL FIRST DOWNS | 23 | 21 |
| By Rushing | 8 | 8 |
| By Passing | 12 | 11 |
| By Penalty | 3 | 2 |
| THIRD DOWN EFFICIENCY | 7-18-39% | 4-8-50% |
| FOURTH DOWN EFFICIENCY | 1-2-50% | 0-0-0% |
| TOTAL NET YARDS | 369 | 471 |
| Total Offensive Plays (inc. times thrown passing) | 78 | 52 |
| Average gain per offensive play | 4.7 | 9.1 |
| NET YARDS RUSHING | 117 | 219 |
| Total Rushing Plays | 27 | 33 |
| Average gain per rushing play | 4.3 | 6.6 |
| Tackles for a loss-number and yards | 1-3 | 2-7 |
| NET YARDS PASSING | 252 | 252 |
| Times thrown - yards lost attempting to pass | 3-20 | 1-7 |
| Gross yards passing | 272 | 259 |
| PASS ATTEMPTS-COMPLETIONS-HAD INTERCEPTED | 48-32-0 | 18-14-0 |
| Avg gain per pass play (inc.# thrown passing) | 4.9 | 13.3 |
| KICKOFFS Number-In End Zone-Touchbacks | 5-2-2 | 7-3-0 |
| PUNTS Number and Average | 6-48.0 | 3-44.0 |
| Had Blocked | 0 | 0 |
| FGs - PATs Had Blocked | 0-0 | 0-0 |
| Net Punting Average | 44.3 | 45.7 |
| TOTAL RETURN YARDAGE (Not Including Kickoffs) | -5 | 22 |
| No. and Yards Punt Returns | 2--5 | 2-22 |
| No. and Yards Kickoff Returns | 7-157 | 2-34 |
| No. and Yards Interception Returns | 0-0 | 0-0 |
| PENALTIES Number and Yards | 11-104 | 6-54 |
| FUMBLES Number and Lost | 1-1 | 2-2 |
| TOUCHDOWNS | 2 | 6 |
| Rushing | 2 | 4 |
| Passing | 0 | 2 |
| EXTRA POINTS Made-Attempts | 1-2 | 6-6 |
| Kicking Made-Attempts | 0-0 | 6-6 |
| Passing Made-Attempts | 1-2 | 0-0 |
| FIELD GOALS Made-Attempts | 2-2 | 0-0 |
| RED ZONE EFFICIENCY | 2-2-100% | 3-4-75% |
| GOAL TO GO EFFICIENCY | 2-2-100% | 2-3-67% |
| SAFETIES | 0 | 0 |
| FINAL SCORE | 20 | 42 |
| TIME OF POSSESSION | 36:56 | 23:04 |

Ball Possession And Drive Chart

Jacksonville Jaguars

| # | Time Recd | Time Lost | Time Poss | How Ball Obtained | Drive Began | # Play | Yds Gain | Yds Pen | Net Yds | 1st Down | Last Scrm | How Given Up |
|----|-----------|-----------|-----------|-------------------|-------------|--------|----------|---------|---------|----------|-----------|--------------|
| 1 | 15:00 | 8:52 | 6:08 | Kickoff | JAX 28 | 10 | 41 | -10 | 31 | 3 | TEN 41 | Punt |
| 2 | 5:21 | 3:51 | 1:30 | Punt | JAX 6 | 3 | 3 | 0 | 3 | 0 | JAX 9 | Punt |
| 3 | 14:50 | 10:38 | 4:12 | Fumble | JAX 15 | 6 | 28 | -10 | 18 | 1 | JAX 33 | Punt |
| 4 | 6:29 | 1:50 | 4:39 | Kickoff | JAX 25 | 9 | 49 | -5 | 44 | 2 | TEN 31 | Field Goal |
| 5 | 1:07 | 0:14 | 0:53 | Punt | JAX 21 | 5 | 17 | 0 | 17 | 1 | JAX 38 | Punt |
| 6 | 13:13 | 10:51 | 2:22 | Kickoff | JAX 17 | 3 | 4 | 0 | 4 | 0 | JAX 21 | Punt |
| 7 | 10:40 | 10:30 | 0:10 | Kickoff | | 0 | 0 | 0 | 0 | 0 | | Fumble |
| 8 | 10:24 | 8:23 | 2:01 | Kickoff | JAX 30 | 3 | 8 | 0 | 8 | 0 | JAX 38 | Punt |
| 9 | 6:57 | 2:23 | 4:34 | Kickoff | JAX 26 | 12 | 69 | 5 | 74 | 6 | * TEN 1 | Touchdown |
| 10 | 14:47 | 11:50 | 2:57 | Fumble | JAX 44 | 7 | 56 | 0 | 56 | 4 | * TEN 1 | Touchdown |
| 11 | 9:47 | 4:48 | 4:59 | Kickoff | JAX 12 | 13 | 51 | 5 | 56 | 4 | TEN 32 | Field Goal |
| 12 | 4:07 | 1:36 | 2:31 | Punt | JAX 29 | 9 | 43 | -10 | 33 | 2 | TEN 32 | Downs |

(253) Average JAX 23

Tennessee Titans

| # | Time Recd | Time Lost | Time Poss | How Ball Obtained | Drive Began | # Play | Yds Gain | Yds Pen | Net Yds | 1st Down | Last Scrm | How Given Up |
|----|-----------|-----------|-----------|-------------------|-------------|--------|----------|---------|---------|----------|-----------|--------------|
| 1 | 8:52 | 5:21 | 3:31 | Punt | TEN 11 | 7 | 48 | 0 | 48 | 2 | JAX 41 | Punt |
| 2 | 3:51 | 14:50 | 4:01 | Punt | TEN 37 | 9 | 56 | -10 | 46 | 3 | * JAX 10 | Fumble |
| 3 | 10:38 | 6:29 | 4:09 | Punt | TEN 27 | 7 | 73 | 0 | 73 | 4 | JAX 21 | Touchdown |
| 4 | 1:50 | 1:07 | 0:43 | Kickoff | TEN 25 | 3 | 5 | 0 | 5 | 0 | TEN 30 | Punt |
| 5 | 0:14 | 0:00 | 0:14 | Punt | TEN 15 | 1 | -1 | 0 | -1 | 0 | TEN 15 | End of Half |
| 6 | 15:00 | 13:13 | 1:47 | Kickoff | TEN 36 | 4 | 48 | 16 | 64 | 4 | * JAX 1 | Touchdown |
| 7 | 10:51 | 10:40 | 0:11 | Punt | TEN 26 | 1 | 74 | 0 | 74 | 1 | TEN 26 | Touchdown |
| 8 | 10:30 | 10:24 | 0:06 | Fumble | JAX 7 | 1 | 7 | 0 | 7 | 1 | * JAX 7 | Touchdown |
| 9 | 8:23 | 6:57 | 1:26 | Punt | TEN 20 | 3 | 80 | 0 | 80 | 2 | TEN 35 | Touchdown |
| 10 | 2:23 | 14:47 | 2:36 | Kickoff | TEN 25 | 5 | 41 | -10 | 31 | 1 | JAX 46 | Fumble |
| 11 | 11:50 | 9:47 | 2:03 | Kickoff | JAX 40 | 4 | 27 | 13 | 40 | 3 | * JAX 3 | Touchdown |
| 12 | 4:48 | 4:07 | 0:41 | Kickoff | TEN 11 | 4 | 16 | -9 | 7 | 0 | TEN 18 | Punt |
| 13 | 1:36 | 0:00 | 1:36 | Downs | TEN 38 | 3 | -3 | 0 | -3 | 0 | TEN 36 | End of Game |

(424) Average TEN 33

* inside opponent's 20

| Time of Possession by Quarter | | 1st | 2nd | 3rd | 4th | OT | Total |
|---------------------------------|----------------------|---------------------|------|--------------------|-------|----|-------|
| Visitor | Jacksonville Jaguars | 7:38 | 9:44 | 9:07 | 10:27 | | 36:56 |
| Home | Tennessee Titans | 7:22 | 5:16 | 5:53 | 4:33 | | 23:04 |
| Kickoff Drive No.-Start Average | | Jaguars: 6 - JAX 23 | | Titans: 4 - TEN 24 | | | |

Final Defensive Statistics

| Jacksonville Jaguars | Regular Defensive Plays | | | | | | | | | | | | Special Teams | | | | | Misc | | | |
|----------------------|-------------------------|-----|------|----|-------|-----|---|----|----|----|----|--|---------------|-----|----|----|----|------|-----|----|----|
| | TKL | AST | COMB | SK | / YDS | TFL | Q | IN | PD | FF | FR | | TKL | AST | FF | FR | BL | TKL | AST | FF | FR |
| M.Jack | 6 | 1 | 7 | 0 | 0 | 1 | 0 | 0 | 0 | 0 | 0 | | 0 | 0 | 0 | 0 | 0 | 0 | 0 | 0 | 0 |
| Q.Williams | 4 | 2 | 6 | 0 | 0 | 1 | 0 | 0 | 0 | 0 | 0 | | 0 | 0 | 0 | 0 | 0 | 0 | 0 | 0 | 0 |
| A.Wingard | 3 | 2 | 5 | 0 | 0 | 0 | 0 | 0 | 0 | 0 | 0 | | 0 | 0 | 0 | 0 | 0 | 0 | 0 | 0 | 0 |
| J.Wilson | 4 | 0 | 4 | 0 | 0 | 0 | 0 | 0 | 0 | 0 | 0 | | 0 | 1 | 0 | 0 | 0 | 0 | 0 | 0 | 0 |
| A.Bouye | 2 | 2 | 4 | 0 | 0 | 0 | 0 | 0 | 0 | 0 | 0 | | 0 | 0 | 0 | 0 | 0 | 0 | 0 | 0 | 0 |
| L.Jacobs | 2 | 2 | 4 | 0 | 0 | 0 | 0 | 0 | 0 | 0 | 0 | | 0 | 0 | 0 | 0 | 0 | 0 | 0 | 0 | 0 |
| T.Bryan | 1 | 3 | 4 | 0 | 0 | 0 | 0 | 0 | 0 | 0 | 0 | | 0 | 0 | 0 | 0 | 0 | 0 | 0 | 0 | 0 |
| T.Herndon | 3 | 0 | 3 | 0 | 0 | 0 | 0 | 0 | 1 | 0 | 0 | | 0 | 0 | 0 | 0 | 0 | 0 | 0 | 0 | 0 |
| D.Russell | 2 | 1 | 3 | 0 | 0 | 0 | 0 | 0 | 0 | 0 | 0 | | 0 | 0 | 0 | 0 | 0 | 0 | 0 | 0 | 0 |
| Y.Ngakoue | 2 | 0 | 2 | 1 | 7 | 0 | 0 | 0 | 1 | 1 | 1 | | 0 | 0 | 0 | 0 | 0 | 0 | 0 | 0 | 0 |
| A.Jones | 2 | 0 | 2 | 0 | 0 | 0 | 0 | 0 | 0 | 0 | 1 | | 0 | 0 | 0 | 0 | 0 | 0 | 0 | 0 | 0 |
| D.Payne | 1 | 1 | 2 | 0 | 0 | 0 | 0 | 0 | 0 | 0 | 0 | | 0 | 0 | 0 | 0 | 0 | 0 | 0 | 0 | 0 |
| C.Campbell | 1 | 0 | 1 | 0 | 0 | 0 | 1 | 0 | 0 | 1 | 0 | | 0 | 0 | 0 | 0 | 0 | 0 | 0 | 0 | 0 |
| J.Allen | 1 | 0 | 1 | 0 | 0 | 0 | 0 | 0 | 0 | 0 | 0 | | 0 | 0 | 0 | 0 | 0 | 0 | 0 | 0 | 0 |
| R.Harrison | 1 | 0 | 1 | 0 | 0 | 0 | 0 | 0 | 0 | 0 | 0 | | 0 | 0 | 0 | 0 | 0 | 0 | 0 | 0 | 0 |
| N.Goode | 0 | 0 | 0 | 0 | 0 | 0 | 0 | 0 | 0 | 0 | 0 | | 1 | 1 | 0 | 0 | 0 | 0 | 0 | 0 | 0 |
| M.Walker | 0 | 0 | 0 | 0 | 0 | 0 | 0 | 0 | 0 | 0 | 0 | | 1 | 0 | 0 | 0 | 0 | 0 | 0 | 0 | 0 |
| D.Ozigbo | 0 | 0 | 0 | 0 | 0 | 0 | 0 | 0 | 0 | 0 | 0 | | 1 | 0 | 0 | 0 | 0 | 0 | 0 | 0 | 0 |
| C.Davis | 0 | 0 | 0 | 0 | 0 | 0 | 0 | 0 | 0 | 0 | 0 | | 1 | 0 | 0 | 0 | 0 | 0 | 0 | 0 | 0 |
| Total | 35 | 14 | 49 | 1 | 7 | 2 | 1 | 0 | 2 | 2 | 2 | | 4 | 2 | 0 | 0 | 0 | 0 | 0 | 0 | 0 |

TKL = Tackle AST = Assist COMB = Combined QH=QB Hit IN = Interception PD = Pass Defense FF = Forced Fumble FR = Fumble Recovery

| Tennessee Titans | Regular Defensive Plays | | | | | | | | | | | | Special Teams | | | | | Misc | | | |
|------------------|-------------------------|-----|------|----|-------|-----|----|----|----|----|----|--|---------------|-----|----|----|----|------|-----|----|----|
| | TKL | AST | COMB | SK | / YDS | TFL | QH | IN | PD | FF | FR | | TKL | AST | FF | FR | BL | TKL | AST | FF | FR |
| J.Brown | 11 | 4 | 15 | 0 | 0 | 0 | 0 | 0 | 0 | 0 | 0 | | 0 | 0 | 0 | 0 | 0 | 0 | 0 | 0 | 0 |
| A.Jackson | 10 | 2 | 12 | 0 | 0 | 1 | 0 | 0 | 1 | 0 | 0 | | 0 | 0 | 0 | 0 | 0 | 0 | 0 | 0 | 0 |
| K.Byard | 4 | 4 | 8 | 0 | 0 | 0 | 0 | 0 | 0 | 0 | 0 | | 0 | 1 | 0 | 0 | 0 | 0 | 0 | 0 | 0 |
| K.Vaccaro | 5 | 0 | 5 | 1 | 6 | 1 | 3 | 0 | 0 | 0 | 0 | | 0 | 0 | 0 | 0 | 0 | 0 | 0 | 0 | 0 |
| H.Landry | 4 | 1 | 5 | 1 | 8 | 1 | 2 | 0 | 0 | 0 | 0 | | 0 | 0 | 0 | 0 | 0 | 0 | 0 | 0 | 0 |
| J.Simmons | 2 | 3 | 5 | 0 | 0 | 0 | 0 | 0 | 0 | 0 | 0 | | 0 | 0 | 0 | 0 | 0 | 0 | 0 | 0 | 0 |
| L.Ryan | 3 | 1 | 4 | 0 | 0 | 0 | 0 | 0 | 1 | 0 | 0 | | 0 | 0 | 0 | 0 | 0 | 0 | 0 | 0 | 0 |
| L.Sims | 3 | 1 | 4 | 0 | 0 | 0 | 0 | 0 | 0 | 0 | 0 | | 1 | 1 | 0 | 0 | 0 | 0 | 0 | 0 | 0 |
| K.Correa | 3 | 1 | 4 | 0 | 0 | 0 | 0 | 0 | 0 | 0 | 0 | | 0 | 0 | 0 | 0 | 0 | 0 | 0 | 0 | 0 |
| W.Woodyard | 2 | 1 | 3 | 0 | 0 | 0 | 0 | 0 | 0 | 0 | 0 | | 0 | 0 | 0 | 0 | 0 | 0 | 0 | 0 | 0 |
| R.Evans | 1 | 2 | 3 | 1 | 6 | 1 | 2 | 0 | 0 | 0 | 0 | | 0 | 0 | 0 | 0 | 0 | 0 | 0 | 0 | 0 |
| D.Jones | 2 | 0 | 2 | 0 | 0 | 0 | 0 | 0 | 1 | 0 | 0 | | 0 | 0 | 0 | 0 | 0 | 0 | 0 | 0 | 0 |
| J.Kalu | 2 | 0 | 2 | 0 | 0 | 0 | 0 | 0 | 0 | 0 | 0 | | 0 | 0 | 0 | 0 | 0 | 0 | 0 | 0 | 0 |
| J.Casey | 1 | 1 | 2 | 0 | 0 | 0 | 0 | 0 | 0 | 0 | 0 | | 0 | 0 | 0 | 0 | 0 | 0 | 0 | 0 | 0 |
| I.Mack | 1 | 0 | 1 | 0 | 0 | 0 | 0 | 0 | 0 | 0 | 0 | | 0 | 0 | 0 | 0 | 0 | 0 | 0 | 0 | 0 |
| A.Johnson | 0 | 1 | 1 | 0 | 0 | 0 | 1 | 0 | 0 | 0 | 0 | | 0 | 0 | 0 | 0 | 0 | 0 | 0 | 0 | 0 |
| C.Wake | 0 | 0 | 0 | 0 | 0 | 0 | 1 | 0 | 0 | 0 | 0 | | 0 | 0 | 0 | 0 | 0 | 0 | 0 | 0 | 0 |
| R.Gilbert | 0 | 0 | 0 | 0 | 0 | 0 | 0 | 0 | 1 | 0 | 0 | | 1 | 0 | 0 | 0 | 0 | 0 | 0 | 0 | 0 |
| A.Hooker | 0 | 0 | 0 | 0 | 0 | 0 | 0 | 0 | 0 | 0 | 0 | | 2 | 0 | 0 | 0 | 0 | 0 | 0 | 0 | 0 |
| D.Cruikshank | 0 | 0 | 0 | 0 | 0 | 0 | 0 | 0 | 0 | 0 | 0 | | 2 | 0 | 0 | 0 | 0 | 0 | 0 | 0 | 0 |
| D.Bates | 0 | 0 | 0 | 0 | 0 | 0 | 0 | 0 | 0 | 0 | 0 | | 1 | 2 | 1 | 1 | 0 | 0 | 0 | 0 | 0 |
| K.Blasingame | 0 | 0 | 0 | 0 | 0 | 0 | 0 | 0 | 0 | 0 | 0 | | 1 | 0 | 0 | 0 | 0 | 0 | 0 | 0 | 0 |
| N.Davis | 0 | 0 | 0 | 0 | 0 | 0 | 0 | 0 | 0 | 0 | 0 | | 0 | 0 | 0 | 0 | 0 | 1 | 0 | 0 | 0 |
| D.Henry | 0 | 0 | 0 | 0 | 0 | 0 | 0 | 0 | 0 | 0 | 0 | | 0 | 0 | 0 | 0 | 0 | 1 | 0 | 0 | 0 |
| Total | 54 | 22 | 76 | 3 | 20 | 4 | 9 | 0 | 4 | 0 | 0 | | 8 | 4 | 1 | 1 | 0 | 2 | 0 | 0 | 0 |

First Half Summary

| PERIOD SCORES | | | TIME OF POSSESSION | | |
|---------------|---|-------|--------------------|-------|--|
| Jaguars | 0 | 3 = 3 | Jaguars | 17:22 | |
| Titans | 0 | 7 = 7 | Titans | 12:38 | |

| Scoring Plays | | | | | Visitor | Home |
|---------------|-----|------|---|--|---------|------|
| Team | Qtr | Time | Play Description (Extra Point) (Drive Info) | | | |
| Titans | 2 | 6:29 | R.Tannehill 21 yd. run (R.Succop kick) (7-73, 4:09) | | 0 | 7 |
| Jaguars | 2 | 1:50 | J.Lambo 49 yd. Field Goal (9-44, 4:39) | | 3 | 7 |

| | Jacksonville Jaguars | Tennessee Titans |
|--|----------------------|------------------|
| TOTAL FIRST DOWNS | 7 | 9 |
| First Downs Rushing-Passing-by Penalty | 2 - 5 - 0 | 4 - 5 - 0 |
| THIRD DOWN EFFICIENCY | 2-7-29% | 3-5-60% |
| TOTAL NET YARDS | 138 | 181 |
| Total Offensive Plays | 32 | 27 |
| NET YARDS RUSHING | 44 | 66 |
| NET YARDS PASSING | 94 | 115 |
| Gross Yards Passing | 102 | 122 |
| Times thrown-yards lost attempting to pass | 1-8 | 1-7 |
| Pass Attempts-Completions-Had Intercepted | 18 - 11 - 0 | 12 - 8 - 0 |
| Punts-Number and Average | 4 - 48.3 | 2 - 41.5 |
| Penalties-Number and Yards | 3 - 25 | 1 - 10 |
| Fumbles-Number and Lost | 0 - 0 | 1 - 1 |
| Red Zone Efficiency | 0-0-0% | 0-1-0% |
| Average Drive Start | JAX 19 | TEN 23 |

| Jacksonville Jaguars | | | | | | | | | | Tennessee Titans | | | | | | | | | | | | | | | |
|----------------------|--|--|--|--|-----|-----|-----|-------|----|------------------|----------------|------|-------------|--|-----|-----|------|-----|------|-----|-------|----|----|----|-------|
| RUSHING | | | | | ATT | YDS | AVG | LG | TD | RUSHING | | | | | ATT | YDS | AVG | LG | TD | | | | | | |
| L.Fournette | | | | | 12 | 42 | 3.5 | 15 | 0 | R.Tannehill | | | | | 3 | 40 | 13.3 | 21 | 1 | | | | | | |
| N.Foles | | | | | 1 | 2 | 2.0 | 2 | 0 | D.Henry | | | | | 9 | 26 | 2.9 | 11 | 0 | | | | | | |
| | | | | | | | | | | D.Lewis | | | | | 1 | 5 | 5.0 | 5 | 0 | | | | | | |
| | | | | | | | | | | K.Raymond | | | | | 1 | -5 | -5.0 | -5 | 0 | | | | | | |
| Total | | | | | 13 | 44 | 3.4 | 15 | 0 | Total | | | | | 14 | 66 | 4.7 | 21 | 1 | | | | | | |
| PASSING | | | | | ATT | CMP | YDS | SK/YD | TD | LG | IN | RT | PASSING | | | | | ATT | CMP | YDS | SK/YD | TD | LG | IN | RT |
| N.Foles | | | | | 18 | 11 | 102 | 1/8 | 0 | 27 | 0 | 76.6 | R.Tannehill | | | | | 12 | 8 | 122 | 1/7 | 0 | 24 | 0 | 100.0 |
| Total | | | | | 18 | 11 | 102 | 1/8 | 0 | 27 | 0 | 76.6 | Total | | | | | 12 | 8 | 122 | 1/7 | 0 | 24 | 0 | 100.0 |
| PASS RECEIVING | | | | | TAR | REC | YDS | AVG | LG | TD | PASS RECEIVING | | | | | TAR | REC | YDS | AVG | LG | TD | | | | |
| L.Fournette | | | | | 4 | 3 | 37 | 12.3 | 27 | 0 | C.Davis | | | | | 3 | 2 | 29 | 14.5 | 24 | 0 | | | | |
| C.Conley | | | | | 5 | 3 | 33 | 11.0 | 14 | 0 | A.Humphries | | | | | 2 | 2 | 14 | 7.0 | 8 | 0 | | | | |
| D.Westbrook | | | | | 4 | 3 | 16 | 5.3 | 7 | 0 | D.Lewis | | | | | 2 | 1 | 24 | 24.0 | 24 | 0 | | | | |
| D.Chark Jr. | | | | | 3 | 2 | 16 | 8.0 | 12 | 0 | M.Pruitt | | | | | 1 | 1 | 20 | 20.0 | 20 | 0 | | | | |
| B.Koyack | | | | | 1 | 0 | 0 | 0.0 | 0 | 0 | A.Brown | | | | | 2 | 1 | 19 | 19.0 | 19 | 0 | | | | |
| | | | | | | | | | | | D.Henry | | | | | 1 | 1 | 16 | 16.0 | 16 | 0 | | | | |
| Total | | | | | 17 | 11 | 102 | 9.3 | 27 | 0 | Total | | | | | 11 | 8 | 122 | 15.3 | 24 | 0 | | | | |

| Jacksonville Jaguars | Regular Defensive Plays | | | | | | | | | | | | Special Teams | | | | | Misc | | | |
|----------------------|-------------------------|-----|------|----|-------|-----|---|----|----|----|----|-----|---------------|----|----|----|-----|------|----|----|--|
| | TKL | AST | COMB | SK | / YDS | TFL | Q | IN | PD | FF | FR | TKL | AST | FF | FR | BL | TKL | AST | FF | FR | |
| M.Jack | 5 | 1 | 6 | 0 | 0 | 1 | 0 | 0 | 0 | 0 | 0 | 0 | 0 | 0 | 0 | 0 | 0 | 0 | 0 | 0 | |
| J.Wilson | 4 | 0 | 4 | 0 | 0 | 0 | 0 | 0 | 0 | 0 | 0 | 0 | 0 | 1 | 0 | 0 | 0 | 0 | 0 | 0 | |
| Q.Williams | 2 | 1 | 3 | 0 | 0 | 1 | 0 | 0 | 0 | 0 | 0 | 0 | 0 | 0 | 0 | 0 | 0 | 0 | 0 | 0 | |
| A.Bouye | 1 | 2 | 3 | 0 | 0 | 0 | 0 | 0 | 0 | 0 | 0 | 0 | 0 | 0 | 0 | 0 | 0 | 0 | 0 | 0 | |
| Total | 12 | 4 | 16 | 0 | 0 | 2 | 0 | 0 | 0 | 0 | 0 | 0 | 0 | 1 | 0 | 0 | 0 | 0 | 0 | 0 | |

11/24/2019 at Nissan Stadium

[illegible]

First Quarter

TEN wins the coin toss and elects to defer. JAX elects to Receive, and TEN elects to defend the south goal.

R.Succop kicks 66 yards from TEN 35 to JAX -1. M.Walker to JAX 28 for 29 yards (A.Hooker).

Jacksonville Jaguars at 15:00, (1st play from scrimmage 14:53)

| | | |
|--------------------|---|----|
| 1-10-JAX 28 | (14:53) L.Fournette right tackle to JAX 31 for 3 yards (K.Correa, J.Simmons). | |
| 2-7-JAX 31 | (14:15) L.Fournette right tackle to JAX 32 for 1 yard (J.Brown, R.Evans). | |
| 3-6-JAX 32 | (13:29) (Shotgun) N.Foles pass short left to C.Conley pushed ob at JAX 46 for 14 yards (A.Jackson) [K.Vaccaro]. | P1 |
| <u>1-10-JAX 46</u> | (13:02) (Shotgun) N.Foles pass incomplete short right. | |
| 2-10-JAX 46 | (12:56) L.Fournette left tackle to TEN 39 for 15 yards (K.Vaccaro). | R2 |
| <u>1-10-TEN 39</u> | (12:11) (Shotgun) L.Fournette up the middle to TEN 38 for 1 yard (H.Landry, J.Casey). | |
| 2-9-TEN 38 | (11:30) (Shotgun) N.Foles pass short left to C.Conley to TEN 28 for 10 yards (L.Sims). | P3 |
| <u>1-10-TEN 28</u> | (10:49) L.Fournette up the middle to TEN 23 for 5 yards (A.Johnson; J.Brown). | |
| 2-5-TEN 23 | (10:12) L.Fournette left guard to TEN 16 for 7 yards (A.Johnson). | |
| | PENALTY on JAX-B.Linder, Offensive Holding, 10 yards, enforced at TEN 23 - No Play. | |
| 2-15-TEN 33 | (9:41) (Shotgun) N.Foles pass incomplete deep left to C.Conley. | |
| 3-15-TEN 33 | (9:36) (Shotgun) N.Foles sacked at TEN 41 for -8 yards (H.Landry). | |
| 4-23-TEN 41 | (9:01) (Punt formation) L.Cooke punts 30 yards to TEN 11, Center-M.Orzech, downed by JAX-B.Watson. | |

Tennessee Titans at 8:52

| | | |
|--------------------|--|----|
| 1-10-TEN 11 | (8:52) R.Tannehill right end pushed ob at TEN 31 for 20 yards (J.Wilson). | R1 |
| <u>1-10-TEN 31</u> | (8:23) D.Henry up the middle to TEN 33 for 2 yards (Q.Williams). | |
| 2-8-TEN 33 | (7:48) (Shotgun) R.Tannehill pass incomplete short middle to A.Brown (T.Herndon). | |
| 3-8-TEN 33 | (7:44) (Shotgun) R.Tannehill pass short left to D.Lewis to JAX 43 for 24 yards (A.Bouye). | P2 |
| <u>1-10-JAX 43</u> | (7:01) D.Henry up the middle to JAX 43 for no gain (J.Wilson, T.Bryan). | |
| 2-10-JAX 43 | (6:17) D.Henry right guard to JAX 41 for 2 yards (L.Jacobs). | |
| 3-8-JAX 41 | (5:36) (Shotgun) R.Tannehill pass incomplete short right. | |
| 4-8-JAX 41 | (5:30) (Punt formation) B.Kern punts 35 yards to JAX 6, Center-B.Brinkley, downed by TEN-C.Milton. | |

Jacksonville Jaguars at 5:21

| | | |
|------------|---|--|
| 1-10-JAX 6 | (5:21) L.Fournette left end to JAX 3 for -3 yards (A.Jackson). | |
| 2-13-JAX 3 | (4:37) (Shotgun) N.Foles pass short left to L.Fournette to JAX 9 for 6 yards (J.Brown, L.Sims). | |
| 3-7-JAX 9 | (4:10) (Shotgun) N.Foles pass incomplete deep left to C.Conley [C.Wake]. | |
| 4-7-JAX 9 | (4:04) (Punt formation) L.Cooke punts 55 yards to TEN 36, Center-M.Orzech. A.Humphries to TEN 37 for 1 yard (M.Walker). | |

Tennessee Titans at 3:51

| | | |
|--------------------|--|----|
| 1-10-TEN 37 | (3:51) D.Henry left guard to TEN 37 for no gain (M.Jack, T.Bryan). | |
| 2-10-TEN 37 | (3:17) (No Huddle) R.Tannehill pass short right to A.Brown to JAX 44 for 19 yards (T.Herndon, A.Bouye). | P3 |
| <u>1-10-JAX 44</u> | (2:40) (No Huddle, Shotgun) D.Henry right guard to JAX 41 for 3 yards (J.Allen). | |
| 2-7-JAX 41 | (2:19) (No Huddle) R.Tannehill pass short right to M.Pruitt to JAX 21 for 20 yards (R.Harrison). JAX-R.Harrison was injured during the play. His return is Questionable. | P4 |
| <u>1-10-JAX 21</u> | (1:53) K.Raymond left end to JAX 26 for -5 yards (Q.Williams). | |
| 2-15-JAX 26 | (1:14) (Shotgun) R.Tannehill pass short left to D.Henry for 26 yards, TOUCHDOWN NULLIFIED by Penalty. | |
| | PENALTY on TEN-J.Smith, Offensive Holding, 10 yards, enforced at JAX 10. | |
| 2-9-JAX 20 | (1:04) (Shotgun) R.Tannehill pass short middle to A.Humphries to JAX 12 for 8 yards (M.Jack). | |
| 3-1-JAX 12 | (:35) (No Huddle) D.Henry up the middle to JAX 10 for 2 yards (M.Jack, T.Bryan). TEN-T.Lewan was injured during the play. His return is Questionable. | R5 |

END OF QUARTER

| | Score | Time Poss | First Downs | | | | Efficiencies | |
|----------------------|-------|-----------|-------------|---|---|---|--------------|--------|
| | | | R | P | X | T | 3 Down | 4 Down |
| Jacksonville Jaguars | 0 | 7:38 | 1 | 2 | 0 | 3 | 1/3 | 0/0 |
| Tennessee Titans | 0 | 7:22 | 2 | 3 | 0 | 5 | 2/3 | 0/0 |

Second Quarter

11/24/2019

Play By Play

Tennessee Titans continued.

1-10-JAX 10 (15:00) R.Tannehill sacked at JAX 18 for -8 yards (Y.Ngakoue). FUMBLES (Y.Ngakoue), RECOVERED by JAX-Y.Ngakoue at JAX 17. Y.Ngakoue to JAX 15 for -2 yards (N.Davis).

Jacksonville Jaguars at 14:50

1-10-JAX 15 (14:50) (Shotgun) N.Foles pass short left to L.Fournette to JAX 19 for 4 yards (K.Vaccaro, H.Landry).
2-6-JAX 19 (14:11) L.Fournette up the middle to JAX 27 for 8 yards (W.Woodyard, K.Byard). R4
1-10-JAX 27 (13:31) L.Fournette left guard to JAX 28 for 1 yard (H.Landry).
2-9-JAX 28 (12:47) L.Fournette left guard to TEN 38 for 34 yards (K.Byard).
PENALTY on JAX-B.Linder, Offensive Holding, 10 yards, enforced at JAX 33.
2-14-JAX 23 (12:18) (Shotgun) N.Foles pass short middle to D.Westbrook to JAX 30 for 7 yards (J.Brown, W.Woodyard).
3-7-JAX 30 (11:34) (Shotgun) N.Foles pass short middle to D.Westbrook to JAX 33 for 3 yards (J.Brown, K.Byard) [K.Vaccaro].
4-4-JAX 33 (10:51) (Punt formation) L.Cooke punts 61 yards to TEN 6, Center-M.Orzech. A.Humphries to TEN 27 for 21 yards (N.Goode; J.Wilson).

Tennessee Titans at 10:38

1-10-TEN 27 (10:38) D.Henry left end to TEN 38 for 11 yards (L.Jacobs). R6
1-10-TEN 38 (10:02) D.Henry right guard to TEN 46 for 8 yards (D.Russell, M.Jack).
2-2-TEN 46 (9:17) D.Henry up the middle to TEN 44 for -2 yards (M.Jack, A.Bouye).
3-4-TEN 44 (8:33) (Shotgun) R.Tannehill pass short middle to A.Humphries to 50 for 6 yards (M.Jack) [C.Campbell]. P7
1-10-50 (7:49) R.Tannehill pass short left to C.Davis pushed ob at JAX 45 for 5 yards (J.Wilson).
2-5-JAX 45 (7:10) R.Tannehill pass short middle to C.Davis to JAX 21 for 24 yards (J.Wilson, A.Wingard). P8
1-10-JAX 21 (6:39) (No Huddle) R.Tannehill scrambles right end for 21 yards, TOUCHDOWN. R9
R.Succop extra point is GOOD, Center-B.Brinkley, Holder-B.Kern.

JAX 0 TEN 7, 7 plays, 73 yards, 4:09 drive, 8:31 elapsed

R.Succop kicks 63 yards from TEN 35 to JAX 2. M.Walker to JAX 25 for 23 yards (R.Gilbert, L.Sims).

Jacksonville Jaguars at 6:29, (1st play from scrimmage 6:21)

1-10-JAX 25 (6:21) L.Fournette up the middle to JAX 27 for 2 yards (J.Simmons).
2-8-JAX 27 (5:42) N.Foles pass short right to L.Fournette to TEN 46 for 27 yards (K.Byard). P5
1-10-TEN 46 (4:58) L.Fournette up the middle to TEN 44 for 2 yards (J.Brown; J.Simmons).
2-8-TEN 44 (4:17) (Shotgun) N.Foles pass short right to D.Chark Jr. to TEN 40 for 4 yards (A.Jackson).
3-4-TEN 40 (3:34) (Shotgun) N.Foles pass short right to D.Chark Jr. to TEN 28 for 12 yards (A.Jackson, K.Byard). P6
1-10-TEN 28 (2:50) L.Fournette left guard to TEN 26 for 2 yards (K.Correa, J.Brown).
2-8-TEN 26 (2:05) (Shotgun) N.Foles pass incomplete short middle to B.Koyack (D.Jones).

Two-Minute Warning

3-8-TEN 26 (2:00) (Shotgun) PENALTY on JAX-K.Cole, False Start, 5 yards, enforced at TEN 26 - No Play.
3-13-TEN 31 (2:00) (Shotgun) N.Foles pass incomplete deep right to D.Chark Jr..
4-13-TEN 31 (1:55) (Field Goal formation) J.Lambo 49 yard field goal is GOOD, Center-M.Orzech, Holder-L.Cooke.

JAX 3 TEN 7, 9 plays, 44 yards, 4:39 drive, 13:10 elapsed

L.Cooke kicks 65 yards from JAX 35 to end zone, Touchback.

Tennessee Titans at 1:50

1-10-TEN 25 (1:50) (Shotgun) D.Lewis up the middle to TEN 30 for 5 yards (A.Wingard, Q.Williams).
2-5-TEN 30 (1:29) (No Huddle, Shotgun) R.Tannehill pass incomplete short left to D.Lewis (Y.Ngakoue).
3-5-TEN 30 (1:24) (Shotgun) R.Tannehill pass incomplete deep right to C.Davis.
4-5-TEN 30 (1:18) (Punt formation) B.Kern punts 48 yards to JAX 22, Center-B.Brinkley. D.Westbrook to JAX 21 for -1 yards (D.Cruikshank).

Jacksonville Jaguars at 1:07

1-10-JAX 21 (1:07) (Shotgun) N.Foles pass short right to D.Westbrook to JAX 27 for 6 yards (L.Ryan).
2-4-JAX 27 (:44) (No Huddle, Shotgun) N.Foles pass short left to C.Conley ran ob at JAX 36 for 9 yards. P7
1-10-JAX 36 (:37) (No Huddle, Shotgun) N.Foles scrambles up the middle to JAX 38 for 2 yards (J.Casey).
Timeout #1 by JAX at 00:32.
2-8-JAX 38 (:32) (Shotgun) N.Foles pass incomplete short right to D.Westbrook (L.Ryan).
3-8-JAX 38 (:27) (Shotgun) N.Foles pass incomplete short left to L.Fournette.
4-8-JAX 38 (:22) (Punt formation) L.Cooke punts 47 yards to TEN 15, Center-M.Orzech, fair catch by A.Humphries.

Tennessee Titans at 0:14

Jacksonville Jaguars vs Tennessee Titans at Nissan Stadium

| | | | | | | | | |
|----------------------|--|------|-------------|---|---|---|--------------|--------|
| 1-10-TEN 15 | (:14) R.Tannehill kneels to TEN 14 for -1 yards. | | | | | | | |
| END OF QUARTER | | Time | First Downs | | | | Efficiencies | |
| | Score | Poss | R | P | X | T | 3 Down | 4 Down |
| Jacksonville Jaguars | 3 | 9:44 | 1 | 3 | 0 | 4 | 1/4 | 0/0 |
| Tennessee Titans | 7 | 5:16 | 2 | 2 | 0 | 4 | 1/2 | 0/0 |

Third Quarter

11/24/2019

Play By Play

TEN elects to Receive, and JAX elects to defend the North goal.

L.Cooke kicks 63 yards from JAX 35 to TEN 2. K.Raymond pushed ob at TEN 36 for 34 yards (N.Goode).

Tennessee Titans at 15:00, (1st play from scrimmage 14:52)

| | | |
|--------------------|--|-----|
| 1-10-TEN 36 | (14:52) D.Henry right guard to TEN 41 for 5 yards (Y.Ngakoue, L.Jacobs). | |
| 2-5-TEN 41 | (14:08) (Shotgun) R.Tannehill pass short middle to A.Humphries to TEN 47 for 6 yards (M.Jack). | P10 |
| | Penalty on JAX-M.Jack, Defensive Pass Interference, declined. | |
| <u>1-10-TEN 47</u> | (13:43) R.Tannehill pass deep right to A.Brown pushed ob at JAX 17 for 36 yards (T.Herndon). | P11 |
| <u>1-10-JAX 17</u> | (13:22) (No Huddle) D.Henry pass incomplete deep right to J.Smith. | |
| | PENALTY on JAX-A.Wingard, Defensive Pass Interference, 16 yards, enforced at JAX 17 - No Play. | X12 |
| <u>1-1-JAX 1</u> | (13:16) R.Tannehill pass short right to D.Kelly for 1 yard, TOUCHDOWN. | P13 |
| | R.Succop extra point is GOOD, Center-B.Brinkley, Holder-B.Kern. | |

| |
|--|
| JAX 3 TEN 14, 4 plays, 64 yards, 1 penalty, 1:47 drive, 1:47 elapsed |
|--|

R.Succop kicks 62 yards from TEN 35 to JAX 3. M.Walker to JAX 31 for 28 yards (L.Sims).

PENALTY on JAX-L.Jacobs, Offensive Holding, 10 yards, enforced at JAX 27.

Jacksonville Jaguars at 13:13, (1st play from scrimmage 13:06)

| | |
|-------------|--|
| 1-10-JAX 17 | (13:06) L.Fournette left guard to JAX 18 for 1 yard (K.Vaccaro, R.Evans). |
| 2-9-JAX 18 | (12:28) N.Foles pass short right to L.Fournette to JAX 20 for 2 yards (A.Jackson, K.Correa). |
| 3-7-JAX 20 | (11:40) (Shotgun) N.Foles pass short left to D.Chark Jr. to JAX 21 for 1 yard (A.Jackson; L.Ryan). |
| 4-6-JAX 21 | (10:59) (Punt formation) L.Cooke punts 53 yards to TEN 26, Center-M.Orzech, fair catch by A.Humphries. |

Tennessee Titans at 10:51

| | | |
|-------------|---|-----|
| 1-10-TEN 26 | (10:51) D.Henry left tackle for 74 yards, TOUCHDOWN. | R14 |
| | R.Succop extra point is GOOD, Center-B.Brinkley, Holder-B.Kern. | |

| |
|---|
| JAX 3 TEN 21, 1 plays, 74 yards, 0:11 drive, 4:20 elapsed |
|---|

R.Succop kicks 63 yards from TEN 35 to JAX 2. M.Walker to JAX 19 for 17 yards (D.Bates). FUMBLES (D.Bates), RECOVERED by TEN-D.Bates at JAX 7. D.Bates to JAX 7 for no gain (D.Ozigbo).

Tennessee Titans at 10:30

| | | |
|-----------|---|-----|
| 1-7-JAX 7 | (10:30) D.Henry up the middle for 7 yards, TOUCHDOWN. | R15 |
| | R.Succop extra point is GOOD, Center-B.Brinkley, Holder-B.Kern. | |

| |
|--|
| JAX 3 TEN 28, 1 plays, 7 yards, 0:06 drive, 4:36 elapsed |
|--|

R.Succop kicks 65 yards from TEN 35 to JAX 0. M.Walker to JAX 30 for 30 yards (K.Blasingame, D.Bates).

Jacksonville Jaguars at 10:24, (1st play from scrimmage 10:19)

| | |
|-------------|---|
| 1-10-JAX 30 | (10:19) L.Fournette up the middle to JAX 33 for 3 yards (H.Landry). |
| 2-7-JAX 33 | (9:44) (Shotgun) L.Fournette left guard to JAX 38 for 5 yards (J.Brown). |
| 3-2-JAX 38 | (9:03) (Shotgun) N.Foles pass short right to L.Fournette to JAX 38 for no gain (K.Correa). |
| 4-2-JAX 38 | (8:31) (Punt formation) L.Cooke punts 42 yards to TEN 20, Center-M.Orzech, fair catch by A.Humphries. |

Tennessee Titans at 8:23

| | | |
|--------------------|--|-----|
| 1-10-TEN 20 | (8:23) D.Henry right tackle to TEN 23 for 3 yards (A.Jones). | |
| 2-7-TEN 23 | (7:48) (No Huddle) D.Henry left end to TEN 35 for 12 yards (A.Jones). | R16 |
| <u>1-10-TEN 35</u> | (7:07) (No Huddle) R.Tannehill pass short middle to A.Brown for 65 yards, TOUCHDOWN. | P17 |
| | R.Succop extra point is GOOD, Center-B.Brinkley, Holder-B.Kern. | |

| |
|---|
| JAX 3 TEN 35, 3 plays, 80 yards, 1:26 drive, 8:03 elapsed |
|---|

R.Succop kicks 65 yards from TEN 35 to JAX 0. M.Walker to JAX 26 for 26 yards (D.Cruikshank).

Jacksonville Jaguars at 6:57, (1st play from scrimmage 6:50)

| | | |
|--------------------|--|-----|
| 1-10-JAX 26 | (6:50) (Shotgun) N.Foles pass short middle to N.O'Leary to JAX 30 for 4 yards (J.Brown). | |
| 2-6-JAX 30 | (6:25) (No Huddle, Shotgun) N.Foles pass incomplete short right to D.Chark Jr.. | |
| | PENALTY on TEN-A.Jackson, Defensive Pass Interference, 5 yards, enforced at JAX 30 - No Play. | X8 |
| <u>1-10-JAX 35</u> | (6:21) (Shotgun) N.Foles pass short left to D.Westbrook to JAX 42 for 7 yards (W.Woodyard). | |
| 2-3-JAX 42 | (5:52) (No Huddle, Shotgun) N.Foles pass incomplete deep left to C.Conley. | |
| 3-3-JAX 42 | (5:46) L.Fournette left end pushed ob at JAX 47 for 5 yards (L.Sims). | R9 |
| <u>1-10-JAX 47</u> | (5:21) (Shotgun) N.Foles pass deep middle to D.Westbrook to TEN 32 for 21 yards (J.Brown). | P10 |
| <u>1-10-TEN 32</u> | (4:54) (No Huddle, Shotgun) N.Foles pass short right to D.Westbrook to TEN 32 for no gain (A.Jackson). | |

Jacksonville Jaguars vs Tennessee Titans at Nissan Stadium

| | | |
|--------------------|---|-----|
| 2-10-TEN 32 | (4:24) (No Huddle, Shotgun) N.Foles pass short left to K.Cole ran ob at TEN 18 for 14 yards. | P11 |
| <u>1-10-TEN 18</u> | (4:04) (No Huddle, Shotgun) N.Foles pass short left to K.Cole to TEN 14 for 4 yards (L.Sims). | |
| 2-6-TEN 14 | (3:36) (No Huddle, Shotgun) N.Foles pass short left to L.Fournette pushed ob at TEN 10 for 4 yards (J.Brown). | |
| 3-2-TEN 10 | (3:03) (Shotgun) N.Foles pass incomplete short right. | |
| 4-2-TEN 10 | (2:56) (Shotgun) N.Foles pass short left to L.Fournette to TEN 1 for 9 yards (D.Jones). | P12 |
| <u>1-1-TEN 1</u> | (2:26) (Shotgun) L.Fournette left guard for 1 yard, TOUCHDOWN. | R13 |
| | (Pass formation) PENALTY on JAX-J.Taylor, False Start, 5 yards, enforced at TEN 2 - No Play. | |
| | (Pass formation) TWO-POINT CONVERSION ATTEMPT. N.Foles pass to D.Chark Jr. is complete. ATTEMPT SUCCEEDS. | |

| |
|---|
| JAX 11 TEN 35, 12 plays, 74 yards, 1 penalty, 4:34 drive, 12:37 elapsed |
|---|

L.Cooke kicks 65 yards from JAX 35 to end zone, Touchback.

Tennessee Titans at 2:23

| | | |
|--------------------|--|-----|
| 1-10-TEN 25 | (2:23) D.Henry left tackle to TEN 33 for 8 yards (D.Russell). | |
| 2-2-TEN 33 | (1:45) R.Tannehill pass short left to K.Raymond to TEN 47 for 14 yards (A.Bouye). | P18 |
| <u>1-10-TEN 47</u> | (:58) D.Henry right guard to JAX 40 for 13 yards (A.Wingard). | |
| | PENALTY on TEN-R.Saffold, Illegal Block Above the Waist, 10 yards, enforced at JAX 41. | |
| 1-8-TEN 49 | (:29) D.Henry right tackle to JAX 46 for 5 yards (Q.Williams). | |

END OF QUARTER

| | Score | Time Poss | First Downs | | | | Efficiencies | |
|----------------------|-------|-----------|-------------|---|---|---|--------------|--------|
| | | | R | P | X | T | 3 Down | 4 Down |
| Jacksonville Jaguars | 11 | 9:07 | 2 | 3 | 1 | 6 | 1/4 | 1/1 |
| Tennessee Titans | 35 | 5:53 | 3 | 5 | 1 | 9 | 0/0 | 0/0 |

Play By Play

Fourth Quarter

11/24/2019

Tennessee Titans continued.

2-3-JAX 46 (15:00) D.Henry right tackle to JAX 44 for 2 yards (C.Campbell). FUMBLES (C.Campbell), RECOVERED by JAX-A.Jones at JAX 44. A.Jones to JAX 44 for no gain (D.Henry).

Jacksonville Jaguars at 14:47

1-10-JAX 44 (14:47) (Shotgun) N.Foles pass short right to D.Chark Jr. to TEN 47 for 9 yards (A.Jackson).
 2-1-TEN 47 (14:22) (No Huddle, Shotgun) L.Fournette up the middle to TEN 31 for 16 yards (A.Jackson; K.Byard). R14
1-10-TEN 31 (13:54) (No Huddle, Shotgun) N.Foles right guard to TEN 18 for 13 yards (K.Byard). R15
1-10-TEN 18 (13:11) (No Huddle, Shotgun) N.Foles pass short right to D.Chark Jr. to TEN 6 for 12 yards (A.Jackson). P16
1-6-TEN 6 (12:50) (No Huddle, Shotgun) L.Fournette up the middle to TEN 4 for 2 yards (D.Jones).
 2-4-TEN 4 (12:20) (No Huddle, Shotgun) L.Fournette left guard to TEN 1 for 3 yards (J.Brown).
 3-1-TEN 1 (11:52) (No Huddle, Shotgun) L.Fournette up the middle for 1 yard, TOUCHDOWN. R17
 (Pass formation) TWO-POINT CONVERSION ATTEMPT. N.Foles pass to C.Conley is incomplete. ATTEMPT FAILS.

JAX 17 TEN 35, 7 plays, 56 yards, 2:57 drive, 3:10 elapsed

J.Lambo kicks onside 5 yards from JAX 35 to JAX 40, downed by JAX-A.Wingard.

PENALTY on JAX-A.Wingard, Illegal Touch Kick, 0 yards, enforced at JAX 40.

Tennessee Titans at 11:50

1-10-JAX 40 (11:50) R.Tannehill pass short left to A.Brown to JAX 25 for 15 yards (T.Herndon). P19
 PENALTY on JAX-C.Campbell, Unsportsmanlike Conduct, 13 yards, enforced at JAX 25. X20
1-10-JAX 12 (11:25) J.Smith right end to JAX 8 for 4 yards (A.Wingard).
 2-6-JAX 8 (10:40) D.Henry left tackle to JAX 3 for 5 yards (D.Russell; A.Wingard).
 3-1-JAX 3 (9:54) R.Tannehill right end for 3 yards, TOUCHDOWN. R21
 R.Succop extra point is GOOD, Center-B.Brinkley, Holder-B.Kern.

JAX 17 TEN 42, 4 plays, 40 yards, 1 penalty, 2:03 drive, 5:13 elapsed

R.Succop kicks 63 yards from TEN 35 to JAX 2. M.Walker to JAX 28 for 26 yards (D.Bates; K.Byard).

PENALTY on JAX-A.Calistro, Offensive Holding, 10 yards, enforced at JAX 22.

Jacksonville Jaguars at 9:47, (1st play from scrimmage 9:39)

1-10-JAX 12 (9:39) (Shotgun) N.Foles pass short left to D.Westbrook pushed ob at JAX 15 for 3 yards (A.Jackson).
 2-7-JAX 15 (9:06) (Shotgun) N.Foles sacked at JAX 9 for -6 yards (K.Vaccaro).
 3-13-JAX 9 (8:30) (No Huddle, Shotgun) N.Foles pass deep left to C.Conley to JAX 25 for 16 yards (J.Kalu). P18
1-10-JAX 25 (8:01) (No Huddle, Shotgun) N.Foles pass short right to L.Fournette to JAX 30 for 5 yards (J.Brown).
 2-5-JAX 30 (7:28) (No Huddle, Shotgun) N.Foles pass incomplete short right to L.Fournette.
 3-5-JAX 30 (7:24) (Shotgun) N.Foles pass short middle to N.O'Leary to JAX 45 for 15 yards (J.Brown) [R.Evans]. P19
 PENALTY on TEN-R.Evans, Roughing the Passer, 15 yards, enforced at JAX 45. X20
1-10-TEN 40 (7:00) (Shotgun) N.Foles pass short right to N.O'Leary to TEN 34 for 6 yards (K.Vaccaro).
 2-4-TEN 34 (6:29) (No Huddle, Shotgun) L.Fournette right guard to TEN 31 for 3 yards (I.Mack, J.Simmons).
 3-1-TEN 31 (6:01) (No Huddle, Shotgun) L.Fournette right guard to TEN 22 for 9 yards (K.Byard). R21
1-10-TEN 22 (5:33) (No Huddle, Shotgun) N.Foles pass incomplete short right to L.Fournette (R.Gilbert).
 2-10-TEN 22 (5:29) (Shotgun) N.Foles pass short right to L.Fournette pushed ob at TEN 18 for 4 yards (J.Brown).
 PENALTY on JAX-K.Cole, Offensive Pass Interference, 10 yards, enforced at TEN 22 - No Play.
 2-20-TEN 32 (5:04) (Shotgun) N.Foles pass incomplete short middle to R.Armstead.
 3-20-TEN 32 (4:59) (Shotgun) N.Foles pass incomplete deep right to C.Conley [A.Johnson].
 4-20-TEN 32 (4:53) (Field Goal formation) J.Lambo 50 yard field goal is GOOD, Center-M.Orzech, Holder-L.Cooke.

JAX 20 TEN 42, 13 plays, 56 yards, 1 penalty, 4:59 drive, 10:12 elapsed

J.Lambo kicks 54 yards from JAX 35 to TEN 11. A.Jackson (didn't try to advance) to TEN 11 for no gain (C.Davis).

Tennessee Titans at 4:48, (1st play from scrimmage 4:47)

1-10-TEN 11 (4:47) D.Lewis up the middle to TEN 15 for 4 yards (D.Payne; L.Jacobs).
 Timeout #1 by JAX at 04:42.
 2-6-TEN 15 (4:42) D.Lewis left end to TEN 16 for 1 yard (D.Payne, Q.Williams).
 Timeout #2 by JAX at 04:37.
 3-5-TEN 16 (4:37) D.Lewis right end to TEN 25 for 9 yards (Q.Williams).
 PENALTY on TEN-J.Conklin, Illegal Block Above the Waist, 9 yards, enforced at TEN 19.

Jacksonville Jaguars vs Tennessee Titans at Nissan Stadium

| | | |
|------------------------------|--|-----|
| 3-11-TEN 10 | (4:26) (Shotgun) D.Lewis up the middle to TEN 18 for 8 yards (T.Bryan). Timeout #3 by JAX at 04:20. | |
| 4-3-TEN 18 | (4:20) (Punt formation) B.Kern punts 49 yards to JAX 33, Center-B.Brinkley. D.Westbrook to JAX 29 for -4 yards. Pass back to K.Cole to JAX 29 for no gain (A.Hooker). | |
| Jacksonville Jaguars at 4:07 | | |
| 1-10-JAX 29 | (4:07) (Shotgun) N.Foles pass short left to D.Westbrook pushed ob at TEN 49 for 22 yards (J.Kalu). | P22 |
| <u>1-10-TEN 49</u> | (3:59) (No Huddle, Shotgun) N.Foles pass short middle to L.Fournette to TEN 42 for 7 yards (A.Jackson). PENALTY on JAX-L.Fournette, Face Mask (15 Yards), 15 yards, enforced at TEN 44. | |
| 1-20-JAX 41 | (3:50) N.Foles pass incomplete deep left to C.Conley. TEN-C.Wake was injured during the play. His return is Questionable. | |
| 2-20-JAX 41 | (3:44) (Shotgun) N.Foles scrambles right end to JAX 46 for 5 yards (L.Ryan). | |
| 3-15-JAX 46 | (3:05) (Shotgun) N.Foles pass short left to N.O'Leary to TEN 43 for 11 yards (L.Ryan, J.Brown). | |
| 4-4-TEN 43 | (2:34) (No Huddle, Shotgun) N.Foles pass incomplete deep right to D.Chark Jr. (A.Jackson). PENALTY on TEN-L.Ryan, Illegal Contact, 5 yards, enforced at TEN 43 - No Play. | X23 |
| <u>1-10-TEN 38</u> | (2:24) (Shotgun) L.Fournette left guard to TEN 32 for 6 yards (J.Simmons). | |
| 2-4-TEN 32 | (2:01) (No Huddle, Shotgun) N.Foles pass incomplete deep right (A.Jackson). | |
| Two-Minute Warning | | |
| 3-4-TEN 32 | (1:52) (Shotgun) N.Foles pass incomplete short right [H.Landry]. | |
| 4-4-TEN 32 | (1:44) (Shotgun) N.Foles sacked at TEN 38 for -6 yards (R.Evans). | |
| Tennessee Titans at 1:36 | | |
| 1-10-TEN 38 | (1:36) R.Tannehill kneels to TEN 37 for -1 yards. | |
| 2-11-TEN 37 | (:56) R.Tannehill kneels to TEN 36 for -1 yards. | |
| 3-12-TEN 36 | (:35) R.Tannehill kneels to TEN 35 for -1 yards. | |

END OF QUARTER

| | Score | Time Poss | First Downs | | | | Efficiencies | |
|----------------------|-------|--------------|-------------|---|---|----|--------------|--------|
| | | | R | P | X | T | 3 Down | 4 Down |
| Jacksonville Jaguars | 20 | 10:27 | 4 | 4 | 2 | 10 | 4/7 | 0/1 |
| Tennessee Titans | 42 | 4:33 | 1 | 1 | 1 | 3 | 1/3 | 0/0 |

Miscellaneous Statistics Report

Jacksonville Jaguars vs Tennessee Titans

11/24/2019 at Nissan Stadium

Ten Longest Plays for Jacksonville Jaguars

| Yards | Qtr | Play Start | Play Description |
|-------|-----|-------------|--|
| 30 | 4 | 3-5-JAX 30 | (7:24) (Shotgun) N.Foles pass short middle to N.O'Leary to JAX 45 for 15 yards (J.Brown) [R.Evans]. PENALTY on TEN-R.Evans, Roughing the Passer, 15 yards, enforced at JAX 45. |
| 27 | 2 | 2-8-JAX 27 | (5:42) N.Foles pass short right to L.Fournette to TEN 46 for 27 yards (K.Byard). |
| 22 | 4 | 1-10-JAX 29 | (4:07) (Shotgun) N.Foles pass short left to D.Westbrook pushed ob at TEN 49 for 22 yards (J.Kalu). |
| 21 | 3 | 1-10-JAX 47 | (5:21) (Shotgun) N.Foles pass deep middle to D.Westbrook to TEN 32 for 21 yards (J.Brown). |
| 16 | 4 | 2-1-TEN 47 | (14:22) (No Huddle, Shotgun) L.Fournette up the middle to TEN 31 for 16 yards (A.Jackson; K.Byard). |
| 16 | 4 | 3-13-JAX 9 | (8:30) (No Huddle, Shotgun) N.Foles pass deep left to C.Conley to JAX 25 for 16 yards (J.Kalu). |
| 15 | 1 | 2-10-JAX 46 | (12:56) L.Fournette left tackle to TEN 39 for 15 yards (K.Vaccaro). |
| 14 | 1 | 3-6-JAX 32 | (13:29) (Shotgun) N.Foles pass short left to C.Conley pushed ob at JAX 46 for 14 yards (A.Jackson) [K.Vaccaro]. |
| 14 | 3 | 2-10-TEN 32 | (4:24) (No Huddle, Shotgun) N.Foles pass short left to K.Cole ran ob at TEN 18 for 14 yards. |
| 13 | 4 | 1-10-TEN 31 | (13:54) (No Huddle, Shotgun) N.Foles right guard to TEN 18 for 13 yards (K.Byard). |

Ten Longest Plays for Tennessee Titans

| Yards | Qtr | Play Start | Play Description |
|-------|-----|-------------|---|
| 74 | 3 | 1-10-TEN 26 | (10:51) D.Henry left tackle for 74 yards, TOUCHDOWN. |
| 65 | 3 | 1-10-TEN 35 | (7:07) (No Huddle) R.Tannehill pass short middle to A.Brown for 65 yards, TOUCHDOWN. |
| 36 | 3 | 1-10-TEN 47 | (13:43) R.Tannehill pass deep right to A.Brown pushed ob at JAX 17 for 36 yards (T.Herndon). |
| 28 | 4 | 1-10-JAX 40 | (11:50) R.Tannehill pass short left to A.Brown to JAX 25 for 15 yards (T.Herndon). |
| 24 | 1 | 3-8-TEN 33 | (7:44) (Shotgun) R.Tannehill pass short left to D.Lewis to JAX 43 for 24 yards (A.Bouye). |
| 24 | 2 | 2-5-JAX 45 | (7:10) R.Tannehill pass short middle to C.Davis to JAX 21 for 24 yards (J.Wilson, A.Wingard). |
| 21 | 2 | 1-10-JAX 21 | (6:39) (No Huddle) R.Tannehill scrambles right end for 21 yards, TOUCHDOWN. |
| 20 | 1 | 1-10-TEN 11 | (8:52) R.Tannehill right end pushed ob at TEN 31 for 20 yards (J.Wilson). |
| 20 | 1 | 2-7-JAX 41 | (2:19) (No Huddle) R.Tannehill pass short right to M.Pruitt to JAX 21 for 20 yards (R.Harrison). JAX-R.Harrison was injured |
| 19 | 1 | 2-10-TEN 37 | (3:17) (No Huddle) R.Tannehill pass short right to A.Brown to JAX 44 for 19 yards (T.Herndon, A.Bouye). |

Touchdown Scoring Information

| | | Offense | Defense | Special Teams |
|---------|----------------------|---------|---------|---------------|
| VISITOR | Jacksonville Jaguars | 2 | 0 | 0 |
| HOME | Tennessee Titans | 6 | 0 | 0 |

Player Scoring Information

| Club | Player | TD | Rush TD | Rec TD | KO TD | Punt TD | Int TD | Fum TD | Misc TD | FG | XP | 2Pt Rush | 2Pt Rec | Sfty | Points |
|------|-------------|----|---------|--------|-------|---------|--------|--------|---------|----|----|----------|---------|------|--------|
| JAX | L.Fournette | 0 | 2 | 0 | 0 | 0 | 0 | 0 | 0 | 0 | 0 | 0 | 0 | 0 | 12 |
| JAX | J.Lambo | 0 | 0 | 0 | 0 | 0 | 0 | 0 | 0 | 2 | 0 | 0 | 0 | 0 | 6 |
| JAX | D.Chark Jr. | 0 | 0 | 0 | 0 | 0 | 0 | 0 | 0 | 0 | 0 | 0 | 1 | 0 | 2 |
| TEN | D.Henry | 0 | 2 | 0 | 0 | 0 | 0 | 0 | 0 | 0 | 0 | 0 | 0 | 0 | 12 |
| TEN | R.Tannehill | 0 | 2 | 0 | 0 | 0 | 0 | 0 | 0 | 0 | 0 | 0 | 0 | 0 | 12 |
| TEN | A.Brown | 0 | 0 | 1 | 0 | 0 | 0 | 0 | 0 | 0 | 0 | 0 | 0 | 0 | 6 |
| TEN | D.Kelly | 0 | 0 | 1 | 0 | 0 | 0 | 0 | 0 | 0 | 0 | 0 | 0 | 0 | 6 |
| TEN | R.Succop | 0 | 0 | 0 | 0 | 0 | 0 | 0 | 0 | 0 | 6 | 0 | 0 | 0 | 6 |

Possession Detail

| | First Half | | Second Half | | Game | |
|-----------------------------|------------|------|-------------|-------|---------|-------|
| | Visitor | Home | Visitor | Home | Visitor | Home |
| Largest Lead | 0 | 7 | 0 | 32 | 0 | 32 |
| Drives Leading | 0 | 2 | 0 | 8 | 0 | 10 |
| Time of Possession Leading | 0:00 | 0:57 | 0:00 | 10:26 | 0:00 | 11:23 |
| Largest Deficit | -7 | 0 | -32 | 0 | -32 | 0 |
| Drives Trailing | 2 | 0 | 7 | 0 | 9 | 0 |
| Time of Possession Trailing | 5:32 | 0:00 | 19:34 | 0:00 | 25:06 | 0:00 |
| Times Score Tied Up | | 0 | | 0 | | 0 |
| Lead Changes | | 1 | | 0 | | 1 |

Playtime Percentage

Percent of playtime per player on offense, defense and special teams

Jacksonville Jaguars

Tennessee Titans

| | | Jacksonville Jaguars | | | | Tennessee Titans | | | |
|-------------|----|----------------------|------|---------|---------------|------------------|----|---------|---------------|
| | | Offense | | Defense | Special Teams | Offense | | Defense | Special Teams |
| J Taylor | T | 86 | 100% | | 2 7% | J Conklin | T | 53 100% | 6 21% |
| A Cann | G | 86 | 100% | | 2 7% | N Davis | G | 53 100% | 6 21% |
| C Robinson | T | 86 | 100% | | 2 7% | R Tannehill | QB | 53 100% | |
| A Norwell | G | 86 | 100% | | 2 7% | B Jones | C | 53 100% | |
| B Linder | C | 86 | 100% | | | J Smith | TE | 50 94% | 4 14% |
| N Foles | QB | 86 | 100% | | | R Saffold | G | 46 87% | 6 21% |
| D Chark | WR | 83 | 97% | | | T Lewan | T | 45 85% | 6 21% |
| L Fournette | RB | 82 | 95% | | | D Henry | RB | 40 75% | |
| D Westbrook | WR | 74 | 86% | | 2 7% | C Davis | WR | 39 74% | 1 3% |
| C Conley | WR | 65 | 76% | | | A Brown | WR | 37 70% | |
| N O'Leary | TE | 45 | 52% | | 7 24% | M Pruitt | TE | 27 51% | 14 48% |
| B Koyack | TE | 44 | 51% | | | A Firkser | TE | 16 30% | 5 17% |
| K Cole | WR | 31 | 36% | | 2 7% | K Blasingame | FB | 15 28% | 13 45% |
| R Armstead | RB | 4 | 5% | | 11 38% | A Humphries | WR | 12 23% | 7 24% |
| C Jones | TE | 2 | 2% | | 1 3% | K Raymond | WR | 10 19% | 14 48% |
| J Wilson | FS | | | 53 100% | 6 21% | D Kelly | T | 10 19% | 6 21% |
| T Herndon | CB | | | 53 100% | | T Sharpe | WR | 9 17% | |
| Q Williams | LB | | | 53 100% | | D Lewis | RB | 8 15% | 1 3% |
| A Bouye | CB | | | 53 100% | | J Douglas | G | 7 13% | 6 21% |
| M Jack | LB | | | 46 87% | | K Vaccaro | SS | 86 100% | 7 24% |
| A Wingard | FS | | | 42 79% | 26 90% | L Ryan | CB | 86 100% | 5 17% |
| Y Ngakoué | DE | | | 39 74% | | K Byard | FS | 86 100% | 5 17% |
| L Jacobs | LB | | | 38 72% | 25 86% | A Jackson | CB | 86 100% | 2 7% |
| A Jones | DT | | | 38 72% | 9 31% | J Brown | LB | 84 98% | 2 7% |
| C Campbell | DE | | | 38 72% | 8 28% | H Landry | LB | 71 83% | 3 10% |
| D Russell | NT | | | 26 49% | | R Evans | LB | 58 67% | |
| J Allen | DE | | | 23 43% | 7 24% | D Jones | NT | 51 59% | 6 21% |
| T Bryan | DT | | | 22 42% | | J Casey | DT | 49 57% | |
| D Hayden | CB | | | 15 28% | | L Sims | CB | 44 51% | 12 41% |
| D Smoot | DE | | | 14 26% | 7 24% | A Hooker | FS | 39 45% | 23 79% |
| A Spence | DT | | | 12 23% | 7 24% | K Correa | LB | 37 43% | 9 31% |
| R Harrison | SS | | | 11 21% | | C Wake | DE | 37 43% | |
| D Payne | LB | | | 7 13% | 20 69% | J Kalu | CB | 31 36% | 15 52% |
| C Davis | FS | | | | 27 93% | J Simmons | DT | 29 34% | 6 21% |
| B Watson | CB | | | | 27 93% | R Gilbert | DE | 25 29% | 7 24% |
| M Walker | WR | | | | 27 93% | W Woodyard | LB | 19 22% | 9 31% |
| N Goode | LB | | | | 22 76% | A Johnson | NT | 18 21% | 12 41% |
| A Calitro | LB | | | | 21 72% | I Mack | DT | 8 9% | 6 21% |
| D Ozigbo | RB | | | | 14 48% | D Long | LB | 2 2% | 13 45% |
| L Cooke | P | | | | 11 38% | D Bates | LB | | 23 79% |
| M Orzech | LS | | | | 8 28% | D Cruikshank | SS | | 22 76% |
| B Borders | CB | | | | 8 28% | R Succop | K | | 13 45% |
| J Lambo | K | | | | 4 14% | B Kern | P | | 9 31% |
| T Shatley | C | | | | 2 7% | B Brinkley | LS | | 9 31% |
| C Ogbuehi | T | | | | 2 7% | C Milton | CB | | 6 21% |

TITANS FLY PAST COLTS WITH FOURTH QUARTER EXPLOSION, WIN 31-17

**BY JIM WYATT
TITANS ONLINE
DECEMBER 2, 2019**

INDIANAPOLIS – What a comeback.

And what a finish.

The Titans exploded for two touchdowns in the closing minutes to pull out a massive 31-17 win over the Indianapolis Colts on Sunday at Lucas Oil Stadium.

The rally started with huge play on special teams, which changed the game.

Titans defensive back Tye Smith scooped up a field goal blocked Dane Cruikshank and returned it for a touchdown, which gave the Titans a 24-17 lead with 5:02 left.

Then, after an interception by cornerback Logan Ryan, the Titans scored again, this time on a 40-yard touchdown pass from quarterback Ryan Tannehill to receiver Kalif Raymond, which made it 31-17.

The Titans improved to 7-5 with the win, and the team has now won five of its last six games.

The Colts jumped out to a 17-7 lead early in the third quarter on a one-yard touchdown run by Nyheim Hines.

But the Titans answered back with a 75-yard touchdown drive, capping it off with a 13-yard touchdown run by running back Derrick Henry on a fourth-down play.

On the Colts next possession, Titans linebacker Harold Landry forced Colts quarterback Jacoby Brissett into a bad throw, and Titans safety Kevin Byard intercepted the pass and returned it to the Indianapolis 14-yard line.

The Titans cashed the turnover in for three points, as kicker Ryan

Succop's 31-yard field goal tied the game at 17-17 with 4:26 left in the third quarter.

It was a shaky start for the Titans, who lost two fumbles in the first quarter and trailed 10-7 at halftime.

After Henry fumbled on the team's first offensive possession, the Colts quickly cashed it on for a 7-0 lead on a touchdown pass from Brissett to tight end Jack Doyle.

The Titans answered back with a 75-yard scoring drive, converting three third downs along the way, including one to Adam Humphries that went for a 13-yard touchdown to time the game at 7-7.

Tannehill lost a fumble while being sacked, but Titans defensive lineman Austin Johnson blocked a long field goal try by Colts kicker Adam Vinatieri, who missed another long try minutes earlier. A 28-yard field goal by Vinatieri gave the Colts a 10-7 lead with 6:07 left in the second quarter, and that remained the score at halftime.

The Titans face the Raiders next Sunday in Oakland.

###

National Football League Game Summary

NFL Copyright © 2019 by The National Football League. All rights reserved. This summary and play-by-play is for the express purpose of assisting media in their coverage of the game; any other use of this material is prohibited without the written permission of the National Football League. Updated: 12/2/2019

Date: Sunday, 12/1/2019 Tennessee Titans at Indianapolis Colts Start Time: 1:02 PM EST
at Lucas Oil Stadium, Indianapolis, Ind.

Game Day Weather
Game Weather: Light rain Temp: 40° F (4.4° C) Humidity: 69%, Wind: W 14 mph
Played Retr. Roof-Closed on Turf: Artificial Outdoor Weather: Light rain, 40 degr. Wind W at 14 mph, Wind Chill: 31

Officials
Referee: Cheffers, Carl (51) Umpire: Pellis, Mark (131) Down Judge: Short, Danny (113)
Line Judge: Seeman, Jeff (45) Field Judge: Banks, Michael (72) Side Judge: Hall, Eugene (103)
Back Judge: Edwards, Matthew (96) Replay Official: Smith, Billy (0)

| Tennessee Titans | | | | Indianapolis Colts | | | |
|------------------|-------------|---------|-----------|--------------------|-------------|---------|------------|
| Offense | | Defense | | Offense | | Defense | |
| WR 84 | C.Davis | DE 98 | J.Simmons | TE 86 | M.Lengel | DE 99 | J.Houston |
| TE 81 | J.Smith | NT 90 | D.Jones | LT 74 | A.Castonzo | NT 90 | G.Stewart |
| LT 77 | T.Lewan | DT 99 | J.Casey | LG 56 | Q.Nelson | UT 96 | D.Autry |
| LG 76 | R.Saffold | OLB 44 | K.Correa | C 78 | R.Kelly | DE 93 | J.Sheard |
| C 60 | B.Jones | ILB 54 | R.Evans | RG 64 | M.Glowinski | WLB 53 | D.Leonard |
| RG 64 | N.Davis | ILB 55 | J.Brown | RT 72 | B.Smith | MLB 50 | A.Walker |
| RT 78 | J.Conklin | OLB 58 | H.Landry | TE 84 | J.Doyle | CB 34 | R.Ya-Sin |
| WR 14 | K.Raymond | CB 26 | L.Ryan | WR 14 | Z.Pascal | CB 23 | K.Moore II |
| WR 11 | A.Brown | SS 24 | K.Vaccaro | QB 7 | J.Brissett | FS 29 | M.Hooker |
| QB 17 | R.Tannehill | FS 31 | K.Byard | TE 43 | R.Travis | SS 37 | K.Willis |
| RB 22 | D.Henry | CB 25 | A.Jackson | RB 21 | N.Hines | CB 35 | P.Desir |

Substitutions Substitutions
K 3 R.Santoso, K 4 R.Succop, P 6 B.Kern, WR 10 A.Humphries, WR 16 C.Hollister, DB 20 K.Orr, CB 23 T.Smith, DB 29 D.Cruikshank, RB 33 D.Lewis, DB 37 A.Hooker, FB/RB 41 K.Blasingame, DB 46 J.Kalu, LS 48 B.Brinkley, LB 51 D.Long, LB 53 D.Bates, OLB 56 S.Finch, LB 59 W.Woodyard, T/G 71 D.Kelly, G 75 J.Douglas, TE 85 M.Pruitt, TE 86 A.Firkser, DL 94 A.Johnson, DT 97 I.Mack
K 4 A.Vinatieri, P 8 R.Sanchez, WR 16 A.Dulin, RB 20 J.Wilkins, S 26 C.Geathers, S 30 G.Odum, RB 33 J.Williams, CB 39 M.Tell III, S 42 R.Milligan, LB 44 Z.Franklin, LB 45 E.Speed, LS 46 L.Rhodes, LB 49 M.Adams, DE 52 B.Banogu, LB 58 B.Okereke, T/G 73 J.Haeg, WR 80 C.Rogers, TE 81 M.Alie-Cox, WR 83 M.Johnson, DT 92 M.Hunt, DE/DT 94 T.Lewis, DE 97 A.Muhammad

Did Not Play Did Not Play
QB 8 M.Mariota QB 2 B.Hoyer, C 63 J.Andrews
Not Active Not Active
WR 19 T.Sharpe, CB 36 L.Sims, OLB 50 D.Roberson, C/G 52 H.Grasu, G/T 66 K.Pamphile, DE 92 M.Dickerson, OLB 93 R.Gilbert
QB 6 C.Kelly, WR 13 T.Hilton, WR 15 P.Campbell, RB 25 M.Mack, CB 31 Q.Wilson, T/G 62 L.Clark, DT 91 T.Coley

| Field Goals (made () & missed) | | | | | | | |
|---------------------------------|--------------------|-------------|---|-------------------|----|----|-------|
| R.Succop (31) | | A.Vinatieri | | 55WR 53B (28) 46B | | | |
| | | 1 | 2 | 3 | 4 | OT | Total |
| VISITOR: | Tennessee Titans | 7 | 0 | 10 | 14 | 0 | 31 |
| HOME: | Indianapolis Colts | 7 | 3 | 7 | 0 | 0 | 17 |

| Scoring Plays | | | | | | | |
|-------------------------|-----|-------|--|--|--|------------|------|
| Team | Qtr | Time | Play Description (Extra Point) (Drive Info) | | | Visitor | Home |
| Colts | 1 | 11:03 | J.Doyle 21 yd. pass from J.Brissett (A.Vinatieri kick) (6-39, 3:48) | | | 0 | 7 |
| Titans | 1 | 5:05 | A.Humphries 13 yd. pass from R.Tannehill (R.Succop kick) (11-75, 5:58) | | | 7 | 7 |
| Colts | 2 | 6:07 | A.Vinatieri 28 yd. Field Goal (11-80, 6:20) | | | 7 | 10 |
| Colts | 3 | 10:23 | N.Hines 1 yd. run (A.Vinatieri kick) (11-75, 4:37) | | | 7 | 17 |
| Titans | 3 | 5:52 | D.Henry 13 yd. run (R.Succop kick) (8-75, 4:31) | | | 14 | 17 |
| Titans | 3 | 4:26 | R.Succop 31 yd. Field Goal (4-2, 1:14) | | | 17 | 17 |
| Titans | 4 | 5:02 | T.Smith 63 yd. return of blocked field goal (R.Succop kick) | | | 24 | 17 |
| Titans | 4 | 3:02 | K.Raymond 40 yd. pass from R.Tannehill (R.Succop kick) (3-44, 1:39) | | | 31 | 17 |
| Paid Attendance: 60,361 | | | | | | Time: 3:07 | |

Final Individual Statistics

| Tennessee Titans | | | | | | | | | Indianapolis Colts | | | | | | | | | | |
|------------------|--|-----|-----|------|-------|------|------|----|--------------------|----------------|----|-----|------|------|-------|------|----|----|------|
| RUSHING | | | | ATT | YDS | AVG | LG | TD | RUSHING | | | | ATT | YDS | AVG | LG | TD | | |
| D.Henry | | | | 26 | 149 | 5.7 | 34 | 1 | J.Wilkins | | | | 11 | 47 | 4.3 | 15 | 0 | | |
| R.Tannehill | | | | 4 | 5 | 1.3 | 8 | 0 | N.Hines | | | | 4 | 22 | 5.5 | 14 | 1 | | |
| | | | | | | | | | J.Williams | | | | 8 | 14 | 1.8 | 10 | 0 | | |
| | | | | | | | | | J.Brissett | | | | 1 | -1 | -1.0 | -1 | 0 | | |
| Total | | | | 30 | 154 | 5.1 | 34 | 1 | Total | | | | 24 | 82 | 3.4 | 15 | 1 | | |
| PASSING | | ATT | CMP | YDS | SK/YD | TD | LG | IN | RT | PASSING | | ATT | CMP | YDS | SK/YD | TD | LG | IN | RT |
| R.Tannehill | | 22 | 17 | 182 | 6/44 | 2 | 40 | 0 | 131.2 | J.Brissett | | 40 | 25 | 319 | 3/10 | 1 | 26 | 2 | 74.9 |
| Total | | 22 | 17 | 182 | 6/44 | 2 | 40 | 0 | 131.3 | Total | | 40 | 25 | 319 | 3/10 | 1 | 26 | 2 | 74.9 |
| PASS RECEIVING | | TAR | | REC | YDS | AVG | LG | TD | | PASS RECEIVING | | TAR | | REC | YDS | AVG | LG | TD | |
| A.Brown | | 4 | | 3 | 45 | 15.0 | 16 | 0 | | Z.Pascal | | 10 | | 7 | 109 | 15.6 | 26 | 0 | |
| A.Firkser | | 4 | | 3 | 22 | 7.3 | 13 | 0 | | J.Doyle | | 11 | | 6 | 73 | 12.2 | 21 | 1 | |
| D.Henry | | 3 | | 3 | 17 | 5.7 | 9 | 0 | | M.Johnson | | 6 | | 4 | 55 | 13.8 | 19 | 0 | |
| C.Hollister | | 2 | | 2 | 13 | 6.5 | 11 | 0 | | R.Travis | | 3 | | 2 | 31 | 15.5 | 25 | 0 | |
| J.Smith | | 2 | | 2 | 0 | 0.0 | 2 | 0 | | N.Hines | | 2 | | 2 | 18 | 9.0 | 11 | 0 | |
| K.Raymond | | 1 | | 1 | 40 | 40.0 | 40 | 1 | | J.Wilkins | | 3 | | 2 | 9 | 4.5 | 5 | 0 | |
| C.Davis | | 2 | | 1 | 23 | 23.0 | 23 | 0 | | A.Dulin | | 1 | | 1 | 13 | 13.0 | 13 | 0 | |
| A.Humphries | | 2 | | 1 | 13 | 13.0 | 13 | 1 | | J.Williams | | 1 | | 1 | 11 | 11.0 | 11 | 0 | |
| D.Lewis | | 1 | | 1 | 9 | 9.0 | 9 | 0 | | | | | | | | | | | |
| Total | | 21 | | 17 | 182 | 10.7 | 40 | 2 | | Total | | 37 | | 25 | 319 | 12.8 | 26 | 1 | |
| INTERCEPTIONS | | | | NO | YDS | AVG | LG | TD | | INTERCEPTIONS | | | | NO | YDS | AVG | LG | TD | |
| K.Byard | | | | 1 | 21 | 21.0 | 21 | 0 | | | | | | | | | | | |
| L.Ryan | | | | 1 | 16 | 16.0 | 16 | 0 | | | | | | | | | | | |
| Total | | | | 2 | 37 | 18.5 | 21 | 0 | | Total | | | | 0 | 0 | 0 | 0 | 0 | |
| PUNTING | | NO | YDS | AVG | NET | TB | IN20 | LG | PUNTING | | NO | YDS | AVG | NET | TB | IN20 | LG | | |
| B.Kern | | 5 | 244 | 48.8 | 42.4 | 0 | 4 | 65 | R.Sanchez | | 3 | 148 | 49.3 | 46.7 | 0 | 1 | 51 | | |
| Total | | 5 | 244 | 48.8 | 42.4 | 0 | 4 | 65 | Total | | 3 | 148 | 49.3 | 46.7 | 0 | 1 | 51 | | |
| PUNT RETURNS | | NO | | YDS | AVG | FC | LG | TD | PUNT RETURNS | | NO | | YDS | AVG | FC | LG | TD | | |
| A.Humphries | | 2 | | 8 | 4.0 | 0 | 6 | 0 | N.Hines | | 2 | | 32 | 16.0 | 2 | 23 | 0 | | |
| K.Raymond | | 0 | | 0 | 0.0 | 1 | 0 | 0 | [DOWNED] | | 1 | | 0 | 0.0 | 0 | 0 | 0 | | |
| Total | | 2 | | 8 | 4.0 | 1 | 6 | 0 | Total | | 2 | | 32 | 16.0 | 2 | 23 | 0 | | |
| KICKOFF RETURNS | | NO | | YDS | AVG | FC | LG | TD | KICKOFF RETURNS | | NO | | YDS | AVG | FC | LG | TD | | |
| [TOUCHBACK] | | 4 | | 0 | 0.0 | 0 | 0 | 0 | J.Wilkins | | 1 | | 15 | 15.0 | 0 | 15 | 0 | | |
| | | | | | | | | | [TOUCHBACK] | | 5 | | 0 | 0.0 | 0 | 0 | 0 | | |
| Total | | 0 | | 0 | 0.0 | 0 | 0 | 0 | Total | | 1 | | 15 | 15.0 | 0 | 15 | 0 | | |

Tennessee Titans

| FUMBLES | FUM | LOST | OWN-REC | YDS | TD | FORCED | OPP-REC | YDS | TD | OUT-BDS |
|-------------|-----|------|---------|-----|----|--------|---------|-----|----|---------|
| D.Henry | 1 | 1 | 0 | 0 | 0 | 0 | 0 | 0 | 0 | 0 |
| R.Tannehill | 1 | 1 | 0 | 0 | 0 | 0 | 0 | 0 | 0 | 0 |
| T.Smith | 0 | 0 | 0 | 0 | 0 | 1 | 0 | 0 | 0 | 0 |
| K.Correa | 0 | 0 | 0 | 0 | 0 | 0 | 1 | 0 | 0 | 0 |
| Total | 2 | 2 | 0 | 0 | 0 | 1 | 1 | 0 | 0 | 0 |

Indianapolis Colts

| FUMBLES | FUM | LOST | OWN-REC | YDS | TD | FORCED | OPP-REC | YDS | TD | OUT-BDS |
|-----------|-----|------|---------|-----|----|--------|---------|-----|----|---------|
| R.Travis | 1 | 1 | 0 | 0 | 0 | 0 | 0 | 0 | 0 | 0 |
| B.Okereke | 0 | 0 | 0 | 0 | 0 | 1 | 0 | 0 | 0 | 0 |
| A.Walker | 0 | 0 | 0 | 0 | 0 | 1 | 0 | 0 | 0 | 0 |
| M.Hooker | 0 | 0 | 0 | 0 | 0 | 0 | 1 | 3 | 0 | 0 |
| J.Houston | 0 | 0 | 0 | 0 | 0 | 0 | 1 | 0 | 0 | 0 |
| Total | 1 | 1 | 0 | 0 | 0 | 2 | 2 | 3 | 0 | 0 |

Final Team Statistics

| | Visitor Titans | Home Colts |
|---|-------------------|---------------|
| TOTAL FIRST DOWNS | 15 | 22 |
| By Rushing | 7 | 6 |
| By Passing | 7 | 15 |
| By Penalty | 1 | 1 |
| THIRD DOWN EFFICIENCY | 5-13-38% | 5-12-42% |
| FOURTH DOWN EFFICIENCY | 1-1-100% | 0-0-0% |
| TOTAL NET YARDS | 292 | 391 |
| Total Offensive Plays (inc. times thrown passing) | 58 | 67 |
| Average gain per offensive play | 5.0 | 5.8 |
| NET YARDS RUSHING | 154 | 82 |
| Total Rushing Plays | 30 | 24 |
| Average gain per rushing play | 5.1 | 3.4 |
| Tackles for a loss-number and yards | 1-1 | 2-4 |
| NET YARDS PASSING | 138 | 309 |
| Times thrown - yards lost attempting to pass | 6-44 | 3-10 |
| Gross yards passing | 182 | 319 |
| PASS ATTEMPTS-COMPLETIONS-HAD INTERCEPTED | 22-17-0 | 40-25-2 |
| Avg gain per pass play (inc.# thrown passing) | 4.9 | 7.2 |
| KICKOFFS Number-In End Zone-Touchbacks | 6-5-5 | 4-4-4 |
| PUNTS Number and Average | 5-48.8 | 3-49.3 |
| Had Blocked | 0 | 0 |
| FGs - PATs Had Blocked | 0-0 | 2-0 |
| Net Punting Average | 42.4 | 46.7 |
| TOTAL RETURN YARDAGE (Not Including Kickoffs) | 45 | 32 |
| No. and Yards Punt Returns | 2-8 | 2-32 |
| No. and Yards Kickoff Returns | 0-0 | 1-15 |
| No. and Yards Interception Returns | 2-37 | 0-0 |
| PENALTIES Number and Yards | 3-33 | 6-40 |
| FUMBLES Number and Lost | 2-2 | 1-1 |
| TOUCHDOWNS | 4 | 2 |
| Rushing | 1 | 1 |
| Passing | 2 | 1 |
| Other (Blocked Kicks, etc.) | 1 | 0 |
| EXTRA POINTS Made-Attempts | 4-4 | 2-2 |
| Kicking Made-Attempts | 4-4 | 2-2 |
| FIELD GOALS Made-Attempts | 1-1 | 1-4 |
| RED ZONE EFFICIENCY | 2-3-67% | 2-3-67% |
| GOAL TO GO EFFICIENCY | 0-0-0% | 1-2-50% |
| SAFETIES | 0 | 0 |
| FINAL SCORE | 31 | 17 |
| TIME OF POSSESSION | 27:29 | 32:31 |

Ball Possession And Drive Chart

Tennessee Titans

| # | Time Recd | Time Lost | Time Poss | How Ball Obtained | Drive Began | # Play | Yds Gain | Yds Pen | Net Yds | 1st Down | Last Scrm | How Given Up |
|----|-----------|-----------|-----------|-------------------|-------------|--------|----------|---------|---------|----------|-----------|--------------|
| 1 | 15:00 | 14:51 | 0:09 | Kickoff | TEN 25 | 1 | 9 | 0 | 9 | 0 | TEN 25 | Fumble |
| 2 | 11:03 | 5:05 | 5:58 | Kickoff | TEN 25 | 11 | 75 | 0 | 75 | 5 | * IND 13 | Touchdown |
| 3 | 2:11 | 2:03 | 0:08 | Missed FG | TEN 45 | 1 | -12 | 0 | -12 | 0 | TEN 45 | Fumble |
| 4 | 0:43 | 12:27 | 3:16 | Missed FG | TEN 43 | 6 | 16 | 0 | 16 | 1 | IND 41 | Punt |
| 5 | 6:07 | 3:50 | 2:17 | Kickoff | TEN 25 | 3 | -8 | 0 | -8 | 0 | TEN 17 | Punt |
| 6 | 1:50 | 0:15 | 1:35 | Punt | TEN 8 | 7 | 38 | 0 | 38 | 2 | TEN 46 | Punt |
| 7 | 10:23 | 5:52 | 4:31 | Kickoff | TEN 25 | 8 | 85 | -10 | 75 | 3 | * IND 13 | Touchdown |
| 8 | 5:40 | 4:26 | 1:14 | Interception | IND 14 | 4 | 2 | 0 | 2 | 0 | * IND 12 | Field Goal |
| 9 | 2:55 | 0:41 | 2:14 | Punt | TEN 28 | 3 | 6 | 0 | 6 | 0 | TEN 34 | Punt |
| 10 | 13:32 | 11:02 | 2:30 | Punt | TEN 20 | 7 | 33 | 0 | 33 | 2 | IND 47 | Punt |
| 11 | 4:41 | 3:02 | 1:39 | Interception | IND 44 | 3 | 44 | 0 | 44 | 1 | IND 40 | Touchdown |
| 12 | 1:58 | 0:00 | 1:58 | Fumble | TEN 8 | 5 | 4 | 5 | 9 | 1 | TEN 18 | End of Game |

(394) Average TEN 33

Indianapolis Colts

| # | Time Recd | Time Lost | Time Poss | How Ball Obtained | Drive Began | # Play | Yds Gain | Yds Pen | Net Yds | 1st Down | Last Scrm | How Given Up |
|----|-----------|-----------|-----------|-------------------|-------------|--------|----------|---------|---------|----------|-----------|--------------|
| 1 | 14:51 | 11:03 | 3:48 | Fumble | TEN 39 | 6 | 44 | -5 | 39 | 3 | * TEN 21 | Touchdown |
| 2 | 5:05 | 2:11 | 2:54 | Kickoff | IND 25 | 7 | 43 | -5 | 38 | 2 | TEN 37 | Missed FG |
| 3 | 2:03 | 0:43 | 1:20 | Fumble | TEN 33 | 4 | -2 | 0 | -2 | 0 | TEN 35 | Missed FG |
| 4 | 12:27 | 6:07 | 6:20 | Punt | IND 10 | 11 | 80 | 0 | 80 | 5 | * TEN 10 | Field Goal |
| 5 | 3:50 | 1:50 | 2:00 | Punt | IND 41 | 3 | 13 | -15 | -2 | 0 | IND 39 | Punt |
| 6 | 0:15 | 0:00 | 0:15 | Punt | IND 6 | 1 | -1 | 0 | -1 | 0 | IND 6 | End of Half |
| 7 | 15:00 | 10:23 | 4:37 | Kickoff | IND 25 | 11 | 75 | 0 | 75 | 5 | * TEN 1 | Touchdown |
| 8 | 5:52 | 5:40 | 0:12 | Kickoff | IND 25 | 1 | 0 | 0 | 0 | 0 | IND 25 | Interception |
| 9 | 4:26 | 2:55 | 1:31 | Kickoff | IND 25 | 3 | 3 | 0 | 3 | 0 | IND 28 | Punt |
| 10 | 0:41 | 13:32 | 2:09 | Punt | IND 12 | 5 | 17 | 0 | 17 | 1 | IND 29 | Punt |
| 11 | 11:02 | 5:02 | 6:00 | Punt | IND 10 | 10 | 57 | 5 | 62 | 4 | TEN 28 | Blocked FG |
| 12 | 5:02 | 4:41 | 0:21 | Kickoff | IND 26 | 2 | 0 | 0 | 0 | 0 | IND 26 | Interception |
| 13 | 3:02 | 1:58 | 1:04 | Kickoff | IND 25 | 7 | 62 | 0 | 62 | 2 | TEN 38 | Fumble |

(358) Average IND 28

* inside opponent's 20

| Time of Possession by Quarter | | 1st | 2nd | 3rd | 4th | OT | Total |
|---------------------------------|--------------------|--------------------|------|-------------------|------|----|-------|
| Visitor | Tennessee Titans | 6:58 | 6:25 | 7:59 | 6:07 | | 27:29 |
| Home | Indianapolis Colts | 8:02 | 8:35 | 7:01 | 8:53 | | 32:31 |
| Kickoff Drive No.-Start Average | | Titans: 4 - TEN 25 | | Colts: 6 - IND 25 | | | |

Final Defensive Statistics

| Tennessee Titans | Regular Defensive Plays | | | | | | | | | | | | Special Teams | | | | | Misc | | | |
|------------------|-------------------------|-----|------|----|-------|-----|----|----|----|----|----|--|---------------|-----|----|----|----|------|-----|----|----|
| | TKL | AST | COMB | SK | / YDS | TFL | Q | IN | PD | FF | FR | | TKL | AST | FF | FR | BL | TKL | AST | FF | FR |
| J.Brown | 5 | 4 | 9 | 0 | 0 | 0 | 0 | 0 | 1 | 0 | 0 | | 0 | 0 | 0 | 0 | 0 | 0 | 0 | 0 | 0 |
| K.Orr | 8 | 0 | 8 | 0 | 0 | 0 | 0 | 0 | 0 | 0 | 0 | | 0 | 0 | 0 | 0 | 0 | 0 | 0 | 0 | 0 |
| L.Ryan | 5 | 2 | 7 | 0 | 0 | 0 | 1 | 1 | 1 | 0 | 0 | | 0 | 0 | 0 | 0 | 0 | 0 | 0 | 0 | 0 |
| T.Smith | 5 | 2 | 7 | 0 | 0 | 0 | 0 | 0 | 0 | 1 | 0 | | 0 | 0 | 0 | 0 | 0 | 0 | 0 | 0 | 0 |
| K.Correa | 5 | 0 | 5 | 1 | 1 | 2 | 1 | 0 | 0 | 0 | 1 | | 1 | 0 | 0 | 0 | 0 | 0 | 0 | 0 | 0 |
| H.Landry | 3 | 2 | 5 | 1 | 2 | 1 | 2 | 0 | 0 | 0 | 0 | | 0 | 0 | 0 | 0 | 0 | 0 | 0 | 0 | 0 |
| K.Vaccaro | 3 | 1 | 4 | 0 | 0 | 0 | 1 | 0 | 0 | 0 | 0 | | 0 | 0 | 0 | 0 | 0 | 0 | 0 | 0 | 0 |
| J.Simmons | 3 | 1 | 4 | 0 | 0 | 0 | 0 | 0 | 0 | 0 | 0 | | 0 | 0 | 0 | 0 | 0 | 0 | 0 | 0 | 0 |
| J.Casey | 2 | 2 | 4 | 1 | 7 | 1 | 3 | 0 | 0 | 0 | 0 | | 0 | 0 | 0 | 0 | 0 | 0 | 0 | 0 | 0 |
| D.Jones | 0 | 3 | 3 | 0 | 0 | 0 | 0 | 0 | 0 | 0 | 0 | | 0 | 0 | 0 | 0 | 0 | 0 | 0 | 0 | 0 |
| A.Johnson | 2 | 0 | 2 | 0 | 0 | 1 | 1 | 0 | 0 | 0 | 0 | | 0 | 0 | 0 | 0 | 1 | 0 | 0 | 0 | 0 |
| K.Byard | 2 | 0 | 2 | 0 | 0 | 0 | 0 | 1 | 1 | 0 | 0 | | 0 | 0 | 0 | 0 | 0 | 0 | 0 | 0 | 0 |
| A.Jackson | 2 | 0 | 2 | 0 | 0 | 0 | 0 | 0 | 0 | 0 | 0 | | 0 | 0 | 0 | 0 | 0 | 0 | 0 | 0 | 0 |
| R.Evans | 0 | 2 | 2 | 0 | 0 | 0 | 1 | 0 | 0 | 0 | 0 | | 0 | 0 | 0 | 0 | 0 | 0 | 0 | 0 | 0 |
| A.Hooker | 1 | 0 | 1 | 0 | 0 | 0 | 0 | 0 | 0 | 0 | 0 | | 0 | 1 | 0 | 0 | 0 | 0 | 0 | 0 | 0 |
| W.Woodyard | 1 | 0 | 1 | 0 | 0 | 0 | 0 | 0 | 0 | 0 | 0 | | 0 | 0 | 0 | 0 | 0 | 0 | 0 | 0 | 0 |
| D.Bates | 0 | 0 | 0 | 0 | 0 | 0 | 0 | 0 | 0 | 0 | 0 | | 1 | 0 | 0 | 0 | 0 | 0 | 0 | 0 | 0 |
| K.Blasingame | 0 | 0 | 0 | 0 | 0 | 0 | 0 | 0 | 0 | 0 | 0 | | 1 | 0 | 0 | 0 | 0 | 0 | 0 | 0 | 0 |
| D.Cruikshank | 0 | 0 | 0 | 0 | 0 | 0 | 0 | 0 | 0 | 0 | 0 | | 0 | 0 | 0 | 0 | 1 | 0 | 0 | 0 | 0 |
| J.Smith | 0 | 0 | 0 | 0 | 0 | 0 | 0 | 0 | 0 | 0 | 0 | | 0 | 0 | 0 | 0 | 0 | 2 | 0 | 0 | 0 |
| Total | 47 | 19 | 66 | 3 | 10 | 5 | 10 | 2 | 3 | 1 | 1 | | 3 | 1 | 0 | 0 | 2 | 2 | 0 | 0 | 0 |

TKL = Tackle AST = Assist COMB = Combined QH=QB Hit IN = Interception PD = Pass Defense FF = Forced Fumble FR = Fumble Recovery

| Indianapolis Colts | Regular Defensive Plays | | | | | | | | | | | | Special Teams | | | | | Misc | | | |
|--------------------|-------------------------|-----|------|-----|-------|-----|----|----|----|----|----|--|---------------|-----|----|----|----|------|-----|----|----|
| | TKL | AST | COMB | SK | / YDS | TFL | QH | IN | PD | FF | FR | | TKL | AST | FF | FR | BL | TKL | AST | FF | FR |
| A.Walker | 8 | 4 | 12 | 0.5 | 3 | 0 | 1 | 0 | 0 | 1 | 0 | | 0 | 0 | 0 | 0 | 0 | 0 | 0 | 0 | 0 |
| D.Leonard | 5 | 6 | 11 | 2 | 14.5 | 1 | 3 | 0 | 0 | 0 | 0 | | 0 | 0 | 0 | 0 | 0 | 0 | 0 | 0 | 0 |
| D.Autry | 5 | 1 | 6 | 0.5 | 2.5 | 0 | 1 | 0 | 0 | 0 | 0 | | 0 | 0 | 0 | 0 | 0 | 0 | 0 | 0 | 0 |
| P.Desir | 5 | 1 | 6 | 0 | 0 | 0 | 0 | 0 | 1 | 0 | 0 | | 0 | 0 | 0 | 0 | 0 | 0 | 0 | 0 | 0 |
| M.Hunt | 4 | 0 | 4 | 0 | 0 | 0 | 0 | 0 | 0 | 0 | 0 | | 0 | 0 | 0 | 0 | 0 | 0 | 0 | 0 | 0 |
| K.Moore II | 3 | 1 | 4 | 0.5 | 1 | 1 | 1 | 0 | 0 | 0 | 0 | | 0 | 0 | 0 | 0 | 0 | 0 | 0 | 0 | 0 |
| M.Hooker | 1 | 3 | 4 | 0 | 0 | 0 | 0 | 0 | 0 | 0 | 1 | | 0 | 0 | 0 | 0 | 0 | 0 | 0 | 0 | 0 |
| B.Okereke | 2 | 1 | 3 | 1 | 12 | 0 | 1 | 0 | 0 | 1 | 0 | | 0 | 0 | 0 | 0 | 0 | 0 | 0 | 0 | 0 |
| G.Odum | 2 | 1 | 3 | 0.5 | 3 | 0 | 1 | 0 | 0 | 0 | 0 | | 1 | 0 | 0 | 0 | 0 | 0 | 0 | 0 | 0 |
| A.Muhammad | 1 | 2 | 3 | 0 | 0 | 0 | 0 | 0 | 0 | 0 | 0 | | 0 | 0 | 0 | 0 | 0 | 0 | 0 | 0 | 0 |
| G.Stewart | 1 | 2 | 3 | 0 | 0 | 0 | 0 | 0 | 0 | 0 | 0 | | 0 | 0 | 0 | 0 | 0 | 0 | 0 | 0 | 0 |
| K.Willis | 1 | 2 | 3 | 0 | 0 | 0 | 0 | 0 | 0 | 0 | 0 | | 0 | 0 | 0 | 0 | 0 | 0 | 0 | 0 | 0 |
| J.Sheard | 1 | 0 | 1 | 1 | 8 | 1 | 1 | 0 | 0 | 0 | 0 | | 0 | 0 | 0 | 0 | 0 | 0 | 0 | 0 | 0 |
| J.Houston | 1 | 0 | 1 | 0 | 0 | 1 | 0 | 0 | 0 | 0 | 1 | | 0 | 0 | 0 | 0 | 0 | 0 | 0 | 0 | 0 |
| R.Ya-Sin | 1 | 0 | 1 | 0 | 0 | 0 | 0 | 0 | 0 | 0 | 0 | | 0 | 0 | 0 | 0 | 0 | 0 | 0 | 0 | 0 |
| C.Geathers | 1 | 0 | 1 | 0 | 0 | 0 | 0 | 0 | 0 | 0 | 0 | | 0 | 0 | 0 | 0 | 0 | 0 | 0 | 0 | 0 |
| R.Milligan | 0 | 0 | 0 | 0 | 0 | 0 | 0 | 0 | 0 | 0 | 0 | | 1 | 0 | 0 | 0 | 0 | 0 | 0 | 0 | 0 |
| M.Alie-Cox | 0 | 0 | 0 | 0 | 0 | 0 | 0 | 0 | 0 | 0 | 0 | | 0 | 0 | 0 | 0 | 0 | 1 | 0 | 0 | 0 |
| N.Hines | 0 | 0 | 0 | 0 | 0 | 0 | 0 | 0 | 0 | 0 | 0 | | 0 | 0 | 0 | 0 | 0 | 1 | 0 | 0 | 0 |
| Total | 42 | 24 | 66 | 6 | 44 | 4 | 9 | 0 | 1 | 2 | 2 | | 2 | 0 | 0 | 0 | 0 | 2 | 0 | 0 | 0 |

12/1/2019 at Lucas Oil Stadium

TIME

[illegible]

Play By Play

First Quarter

12/1/2019

IND wins the coin toss and elects to defer. TEN elects to Receive, and IND elects to defend the south goal.

R.Sanchez kicks 65 yards from IND 35 to end zone, Touchback.

Tennessee Titans at 15:00

1-10-TEN 25 (15:00) D.Henry left end to TEN 34 for 9 yards (A.Walker). FUMBLES (A.Walker), RECOVERED by IND-M.Hooker at TEN 42. M.Hooker to TEN 39 for 3 yards (J.Smith).

Indianapolis Colts at 14:51

1-10-TEN 39 (14:51) (Shotgun) J.Brissett pass short middle to J.Doyle to TEN 30 for 9 yards (K.Correa).

2-1-TEN 30 (14:10) (Shotgun) J.Williams right end to TEN 28 for 2 yards (J.Simmons, J.Casey). IND-C.Rogers was injured during the play. His return is Questionable. R1

1-10-TEN 28 (13:35) (Shotgun) J.Williams left end to TEN 30 for -2 yards (K.Correa, J.Simmons).

2-12-TEN 30 (12:53) (Shotgun) J.Brissett pass short middle to J.Doyle to TEN 23 for 7 yards (L.Ryan).

3-5-TEN 23 (12:14) (Shotgun) J.Brissett pass short left to Z.Pascal to TEN 16 for 7 yards (T.Smith). P2

1-10-TEN 16 (11:37) J.Brissett pass short right to J.Doyle ran ob at TEN 12 for 4 yards.

PENALTY on IND-M.Glowinski, Ineligible Downfield Pass, 5 yards, enforced at TEN 16 - No Play.

1-15-TEN 21 (11:10) J.Brissett pass deep left to J.Doyle for 21 yards, TOUCHDOWN. P3

A.Vinatieri extra point is GOOD, Center-L.Rhodes, Holder-R.Sanchez.

TEN 0 IND 7, 6 plays, 39 yards, 3:48 drive, 3:57 elapsed

R.Sanchez kicks 65 yards from IND 35 to end zone, Touchback.

Tennessee Titans at 11:03

1-10-TEN 25 (11:03) R.Tannehill pass short middle to D.Henry to TEN 33 for 8 yards (D.Leonard).

2-2-TEN 33 (10:27) (No Huddle) R.Tannehill pass short left to D.Henry to TEN 33 for no gain (D.Autry).

3-2-TEN 33 (9:39) (Shotgun) R.Tannehill pass short middle to A.Firkser to TEN 37 for 4 yards (K.Moore II, A.Walker). P1

1-10-TEN 37 (9:01) D.Henry right tackle to TEN 45 for 8 yards (D.Leonard).

2-2-TEN 45 (8:23) D.Henry up the middle to TEN 46 for 1 yard (A.Muhammad).

3-1-TEN 46 (7:46) (Shotgun) D.Henry left guard to TEN 49 for 3 yards (D.Leonard). R2

1-10-TEN 49 (7:20) (No Huddle) R.Tannehill pass short left to C.Davis to IND 28 for 23 yards (D.Leonard, M.Hooker). P3

1-10-IND 28 (6:35) (No Huddle, Shotgun) R.Tannehill pass short middle to A.Brown to IND 15 for 13 yards (P.Desir). P4

1-10-IND 15 (5:54) (No Huddle) D.Henry right end to IND 13 for 2 yards (M.Hunt, G.Stewart).

2-8-IND 13 (5:17) (No Huddle, Shotgun) R.Tannehill pass incomplete short middle to A.Firkser.

3-8-IND 13 (5:14) (Shotgun) R.Tannehill pass short left to A.Humphries for 13 yards, TOUCHDOWN. P5

The Replay Official reviewed the runner broke the plane ruling, and the play was Upheld. The ruling on the field stands.

R.Succop extra point is GOOD, Center-B.Brinkley, Holder-B.Kern.

TEN 7 IND 7, 11 plays, 75 yards, 5:58 drive, 9:55 elapsed

R.Santoso kicks 65 yards from TEN 35 to end zone, Touchback.

Indianapolis Colts at 5:05

1-10-IND 25 (5:05) (Shotgun) J.Williams up the middle to IND 28 for 3 yards (D.Jones; T.Smith).

2-7-IND 28 (4:30) J.Brissett pass short left to Z.Pascal to IND 48 for 20 yards (J.Brown). P4

1-10-IND 48 (3:45) (Shotgun) J.Brissett pass short left to J.Williams pushed ob at TEN 41 for 11 yards (K.Correa). P5

1-10-TEN 41 (3:11) J.Williams right end to TEN 39 for 2 yards (A.Jackson, D.Jones). TEN-A.Jackson was injured during the play. He is Out.

2-8-TEN 39 (2:44) (Shotgun) J.Wilkins right guard to TEN 32 for 7 yards (K.Orr).

3-1-TEN 32 (2:22) (No Huddle) J.Brissett pass incomplete short right.

4-1-TEN 32 (2:16) (Shotgun) PENALTY on IND-R.Kelly, False Start, 5 yards, enforced at TEN 32 - No Play.

4-6-TEN 37 (2:16) A.Vinatieri 55 yard field goal is No Good, Wide Right, Center-L.Rhodes, Holder-R.Sanchez.

Tennessee Titans at 2:11

1-10-TEN 45 (2:11) R.Tannehill sacked at TEN 37 for -8 yards (B.Okereke). FUMBLES (B.Okereke) [B.Okereke], RECOVERED by IND-J.Houston at TEN 33. J.Houston to TEN 33 for no gain (J.Smith). Credit IND #58 with -12 sack yards.

Indianapolis Colts at 2:03

1-10-TEN 33 (2:03) J.Williams right end pushed ob at TEN 33 for no gain (A.Jackson).

2-10-TEN 33 (1:28) (Shotgun) J.Williams right end to TEN 35 for -2 yards (A.Johnson, H.Landry). TEN-J.Brown was injured during the play.

3-12-TEN 35 (:56) (Shotgun) J.Brissett pass incomplete short left to J.Doyle [L.Ryan].

4-12-TEN 35 (:52) A.Vinatieri 53 yard field goal is BLOCKED (A.Johnson), Center-L.Rhodes, Holder-R.Sanchez.

Tennessee Titans at 0:43

1-10-TEN 43 (:43) D.Henry up the middle to TEN 44 for 1 yard (A.Muhammad; G.Stewart).

| Tennessee Titans vs Indianapolis Colts at Lucas Oil Stadium | | | | | | | | |
|---|-------|------|-------------|---|---|---|--------------|--------|
| END OF QUARTER | Score | Time | First Downs | | | | Efficiencies | |
| | | Poss | R | P | X | T | 3 Down | 4 Down |
| Tennessee Titans | 7 | 6:58 | 1 | 4 | 0 | 5 | 3/3 | 0/0 |
| Indianapolis Colts | 7 | 8:02 | 1 | 4 | 0 | 5 | 1/3 | 0/0 |

Tennessee Titans continued.

| | | |
|--------------------|--|----|
| 2-9-TEN 44 | (15:00) (Shotgun) D.Henry up the middle to IND 48 for 8 yards (A.Walker). | |
| 3-1-IND 48 | (14:40) (No Huddle) D.Henry right end ran ob at IND 39 for 9 yards (B.Okereke). | R6 |
| <u>1-10-IND 39</u> | (14:08) D.Henry right end to IND 35 for 4 yards (M.Hunt). | |
| 2-6-IND 35 | (13:28) (No Huddle) R.Tannehill pass incomplete short left to C.Davis. | |
| 3-6-IND 35 | (13:22) (Shotgun) R.Tannehill sacked at IND 41 for -6 yards (sack split by A.Walker and G.Odum). | |
| 4-12-IND 41 | (12:36) B.Kern punts 31 yards to IND 10, Center-B.Brinkley, fair catch by N.Hines. | |

Indianapolis Colts at 12:27

| | | |
|--------------------|--|-----|
| 1-10-IND 10 | (12:27) J.Brissett pass deep left to M.Johnson to IND 28 for 18 yards (J.Brown). | P6 |
| <u>1-10-IND 28</u> | (11:48) J.Wilkins right end ran ob at IND 43 for 15 yards (K.Byard). | R7 |
| <u>1-10-IND 43</u> | (11:14) J.Brissett pass short left to M.Johnson to TEN 38 for 19 yards (J.Brown). | P8 |
| <u>1-10-TEN 38</u> | (10:35) J.Wilkins left end to TEN 35 for 3 yards (W.Woodyard, D.Jones). | |
| 2-7-TEN 35 | (9:53) (Shotgun) J.Williams right end ran ob at TEN 25 for 10 yards (K.Byard). | R9 |
| <u>1-10-TEN 25</u> | (9:13) (Shotgun) J.Williams up the middle to TEN 24 for 1 yard (A.Johnson). | |
| 2-9-TEN 24 | (8:34) (Shotgun) N.Hines right end to TEN 10 for 14 yards (T.Smith). | R10 |
| <u>1-10-TEN 10</u> | (7:46) (No Huddle) J.Brissett sacked at TEN 17 for -7 yards (J.Casey). | |
| 2-17-TEN 17 | (7:03) (Shotgun) J.Brissett pass short middle to J.Doyle to TEN 10 for 7 yards (K.Vaccaro; J.Brown). | |
| 3-10-TEN 10 | (6:17) (Shotgun) J.Brissett pass incomplete short left to J.Doyle. | |
| 4-10-TEN 10 | (6:11) A.Vinatieri 28 yard field goal is GOOD, Center-L.Rhodes, Holder-R.Sanchez. | |

TEN 7 IND 10, 11 plays, 80 yards, 6:20 drive, 8:53 elapsed

R.Sanchez kicks 65 yards from IND 35 to end zone, Touchback.

Tennessee Titans at 6:07

| | | |
|-------------|--|--|
| 1-10-TEN 25 | (6:07) R.Tannehill pass short left to J.Smith to TEN 23 for -2 yards (J.Houston). | |
| 2-12-TEN 23 | (5:34) (No Huddle, Shotgun) R.Tannehill pass short left to A.Firkser to TEN 28 for 5 yards (A.Walker). | |
| 3-7-TEN 28 | (4:49) (Shotgun) R.Tannehill sacked at TEN 17 for -11 yards (D.Leonard). | |
| 4-18-TEN 17 | (4:05) B.Kern punts 65 yards to IND 18, Center-B.Brinkley. N.Hines pushed ob at IND 41 for 23 yards (D.Bates). | |

Indianapolis Colts at 3:50

| | | |
|-------------|---|--|
| 1-10-IND 41 | (3:50) J.Brissett pass incomplete short middle to J.Wilkins. | |
| 2-10-IND 41 | (3:45) J.Wilkins right guard to IND 41 for no gain (K.Vaccaro, R.Evans). | |
| 3-10-IND 41 | (3:02) (Shotgun) J.Brissett pass short right to A.Dulin pushed ob at TEN 48 for 11 yards (K.Orr). | |
| | PENALTY on IND-J.Williams, Offensive Holding, 10 yards, enforced at IND 41 - No Play. | |
| | Timeout #1 by IND at 02:30. | |
| 3-20-IND 31 | (2:30) (Shotgun) J.Brissett pass short left to A.Dulin to IND 44 for 13 yards (K.Vaccaro). | |
| 4-7-IND 44 | (2:05) (Run formation) PENALTY on IND-A.Castonzo, False Start, 5 yards, enforced at IND 44 - No Play. | |

Two-Minute Warning

| | | |
|-------------|---|--|
| 4-12-IND 39 | (2:00) R.Sanchez punts 47 yards to TEN 14, Center-L.Rhodes. A.Humphries pushed ob at TEN 20 for 6 yards (R.Milligan). | |
| | PENALTY on TEN-D.Cruikshank, Illegal Block Above the Waist, 8 yards, enforced at TEN 16. | |

Tennessee Titans at 1:50

| | | |
|--------------------|--|----|
| 1-10-TEN 8 | (1:50) (Shotgun) D.Henry left guard to TEN 14 for 6 yards (K.Moore II). | |
| 2-4-TEN 14 | (1:33) (No Huddle, Shotgun) D.Henry right tackle to TEN 26 for 12 yards (A.Walker). | R7 |
| <u>1-10-TEN 26</u> | (1:14) (No Huddle, Shotgun) R.Tannehill pass short right to D.Henry pushed ob at TEN 35 for 9 yards (P.Desir). | |
| 2-1-TEN 35 | (1:07) (No Huddle, Shotgun) R.Tannehill pass short right to A.Firkser to TEN 48 for 13 yards (G.Odum). | P8 |
| <u>1-10-TEN 48</u> | (:48) (No Huddle, Shotgun) R.Tannehill sacked at TEN 40 for -8 yards (J.Sheard). | |
| | Timeout #1 by TEN at 00:42. | |
| 2-18-TEN 40 | (:42) (Shotgun) R.Tannehill pass short right to C.Hollister to IND 49 for 11 yards (P.Desir). | |
| | Timeout #2 by TEN at 00:33. | |
| 3-7-IND 49 | (:33) (Shotgun) R.Tannehill sacked at TEN 46 for -5 yards (sack split by D.Autry and D.Leonard). | |
| | Timeout #2 by IND at 00:26. | |
| 4-12-TEN 46 | (:26) B.Kern punts 48 yards to IND 6, Center-B.Brinkley, downed by TEN-J.Kalu. | |

Indianapolis Colts at 0:15

Tennessee Titans vs Indianapolis Colts at Lucas Oil Stadium

| | | | | | | | | |
|--------------------|--|------|-------------|---|---|---|--------------|--------|
| 1-10-IND 6 | (:15) J.Brissett kneels to IND 5 for -1 yards. | | | | | | | |
| END OF QUARTER | | Time | First Downs | | | | Efficiencies | |
| | Score | Poss | R | P | X | T | 3 Down | 4 Down |
| Tennessee Titans | 7 | 6:25 | 2 | 1 | 0 | 3 | 1/4 | 0/0 |
| Indianapolis Colts | 10 | 8:35 | 3 | 2 | 0 | 5 | 0/2 | 0/0 |

Play By Play

Third Quarter

12/1/2019

IND elects to Receive, and TEN elects to defend the South goal.

R.Santoso kicks 65 yards from TEN 35 to end zone, Touchback.

Indianapolis Colts at 15:00

| | | |
|--------------------|--|-----|
| 1-10-IND 25 | (15:00) (Shotgun) J.Brissett pass short right to M.Johnson to IND 36 for 11 yards (T.Smith). | P11 |
| <u>1-10-IND 36</u> | (14:24) (Shotgun) J.Brissett sacked at IND 34 for -2 yards (H.Landry). | |
| 2-12-IND 34 | (13:48) (Shotgun) J.Brissett pass short middle to Z.Pascal to TEN 47 for 19 yards (K.Orr). | P12 |
| <u>1-10-TEN 47</u> | (13:08) J.Wilkins up the middle to TEN 45 for 2 yards (J.Simmons). | |
| 2-8-TEN 45 | (12:27) J.Wilkins right end to TEN 42 for 3 yards (K.Correa, J.Casey). | |
| 3-5-TEN 42 | (11:46) (Shotgun) J.Brissett pass deep middle to Z.Pascal to TEN 16 for 26 yards (T.Smith) [R.Evans]. Penalty on TEN-L.Ryan, Illegal Contact, declined. | P13 |
| <u>1-10-TEN 16</u> | (11:13) J.Brissett pass incomplete deep right [A.Johnson]. | |
| 2-10-TEN 16 | (11:07) (Shotgun) J.Brissett pass incomplete deep right to Z.Pascal. | |
| 3-10-TEN 16 | (11:01) (Shotgun) J.Brissett pass short left to J.Doyle pushed ob at TEN 4 for 12 yards (A.Hooker) [J.Casey]. | P14 |
| <u>1-4-TEN 4</u> | (10:49) (Shotgun) N.Hines right guard to TEN 1 for 3 yards (J.Brown). | |
| 2-1-TEN 1 | (10:25) (No Huddle, Shotgun) N.Hines left guard for 1 yard, TOUCHDOWN. A.Vinatieri extra point is GOOD, Center-L.Rhodes, Holder-R.Sanchez. | R15 |

TEN 7 IND 17, 11 plays, 75 yards, 4:37 drive, 4:37 elapsed

R.Sanchez kicks 65 yards from IND 35 to end zone, Touchback.

Tennessee Titans at 10:23

| | | |
|--------------------|---|-----|
| 1-10-TEN 25 | (10:23) D.Henry right tackle to TEN 32 for 7 yards (K.Willis, P.Desir). | |
| 2-3-TEN 32 | (9:52) D.Henry right end to IND 34 for 34 yards (M.Hooker). | R9 |
| <u>1-10-IND 34</u> | (9:12) (No Huddle, Shotgun) R.Tannehill pass incomplete short right to D.Henry (D.Autry). PENALTY on TEN-B.Jones, Offensive Holding, 10 yards, enforced at IND 34 - No Play. | |
| 1-20-IND 44 | (9:05) (Shotgun) R.Tannehill pass short left to A.Brown pushed ob at IND 28 for 16 yards (A.Walker). | |
| 2-4-IND 28 | (8:41) (No Huddle) D.Henry right guard to IND 22 for 6 yards (A.Walker, K.Willis). | R10 |
| <u>1-10-IND 22</u> | (8:00) (No Huddle) R.Tannehill sacked at IND 24 for -2 yards (sack split by D.Leonard and K.Moore II). | |
| 2-12-IND 24 | (7:16) (Shotgun) R.Tannehill pass short left to C.Hollister to IND 22 for 2 yards (R.Ya-Sin). | |
| 3-10-IND 22 | (6:34) (Shotgun) R.Tannehill pass short right to D.Lewis to IND 13 for 9 yards (P.Desir, D.Leonard). | |
| 4-1-IND 13 | (5:59) (No Huddle) D.Henry left end for 13 yards, TOUCHDOWN. R.Succop extra point is GOOD, Center-B.Brinkley, Holder-B.Kern. | R11 |

TEN 14 IND 17, 8 plays, 75 yards, 4:31 drive, 9:08 elapsed

R.Santoso kicks 65 yards from TEN 35 to end zone, Touchback.

Indianapolis Colts at 5:52

| | |
|-------------|---|
| 1-10-IND 25 | (5:52) J.Brissett pass short middle intended for J.Doyle INTERCEPTED by K.Byard at IND 35. K.Byard to IND 14 for 21 yards (M.Alie-Cox). |
|-------------|---|

Tennessee Titans at 5:40

| | |
|-------------|---|
| 1-10-IND 14 | (5:40) D.Henry left end to IND 15 for -1 yards (K.Moore II, K.Willis). TEN-T.Lewan was injured during the play. IND-K.Moore II was injured during the play. His return is Questionable. |
| 2-11-IND 15 | (5:15) Direct snap to D.Henry. D.Henry up the middle to IND 12 for 3 yards (M.Hunt, D.Leonard). |
| 3-8-IND 12 | (4:36) (Shotgun) R.Tannehill pass incomplete short right. |
| 4-8-IND 12 | (4:30) R.Succop 31 yard field goal is GOOD, Center-B.Brinkley, Holder-B.Kern. |

TEN 17 IND 17, 4 plays, 2 yards, 1:14 drive, 10:34 elapsed

R.Santoso kicks 65 yards from TEN 35 to end zone, Touchback.

Indianapolis Colts at 4:26

| | |
|-------------|---|
| 1-10-IND 25 | (4:26) (Shotgun) J.Wilkins left end to IND 25 for no gain (H.Landry). |
| 2-10-IND 25 | (3:52) (Shotgun) J.Wilkins right tackle to IND 28 for 3 yards (J.Simmons, R.Evans). |
| 3-7-IND 28 | (3:12) (Shotgun) J.Brissett pass incomplete short right [K.Vaccaro]. |
| 4-7-IND 28 | (3:06) R.Sanchez punts 50 yards to TEN 22, Center-L.Rhodes. A.Humphries to TEN 28 for 6 yards (G.Odum). |

Tennessee Titans at 2:55

| | |
|-------------|---|
| 1-10-TEN 28 | (2:55) D.Henry left end to TEN 30 for 2 yards (G.Stewart, A.Walker). |
| 2-8-TEN 30 | (2:19) (No Huddle) D.Henry left end to TEN 32 for 2 yards (D.Autry, B.Okereke). |
| 3-6-TEN 32 | (1:33) (Shotgun) R.Tannehill pass short middle to J.Smith to TEN 34 for 2 yards (G.Odum). |

Tennessee Titans vs Indianapolis Colts at Lucas Oil Stadium

4-4-TEN 34 (:54) B.Kern punts 63 yards to IND 3, Center-B.Brinkley. N.Hines to IND 12 for 9 yards (K.Corr a, A.Hooker).

Indianapolis Colts at 0:41

1-10-IND 12 (:41) (Shotgun) J.Brissett pass short right to J.Wilkins to IND 17 for 5 yards (J.Brown, L.Ryan).

END OF QUARTER

| | Score | Time Poss | First Downs | | | | Efficiencies | |
|--------------------|-------|--------------|-------------|---|---|---|--------------|--------|
| | | | R | P | X | T | 3 Down | 4 Down |
| Tennessee Titans | 17 | 7:59 | 3 | 0 | 0 | 3 | 0/3 | 1/1 |
| Indianapolis Colts | 17 | 7:01 | 1 | 4 | 0 | 5 | 2/3 | 0/0 |

Play By Play

Fourth Quarter

12/1/2019

Indianapolis Colts continued.

| | | |
|--------------------|---|-----|
| 2-5-IND 17 | (15:00) (Shotgun) J.Brissett pass short left to Z.Pascal to IND 29 for 12 yards (K.Vaccaro, T.Smith). | P16 |
| <u>1-10-IND 29</u> | (14:24) J.Wilkins right tackle to IND 29 for no gain (J.Casey, L.Ryan). | |
| 2-10-IND 29 | (13:51) (Shotgun) J.Brissett pass incomplete short left to M.Johnson [J.Casey]. | |
| 3-10-IND 29 | (13:46) (Shotgun) J.Brissett pass incomplete short middle to M.Johnson. | |
| 4-10-IND 29 | (13:40) R.Sanchez punts 51 yards to TEN 20, Center-L.Rhodes, fair catch by K.Raymond. | |

Tennessee Titans at 13:32

| | | |
|--------------------|---|-----|
| 1-10-TEN 20 | (13:32) D.Henry up the middle to TEN 23 for 3 yards (A.Walker, D.Leonard). | |
| 2-7-TEN 23 | (13:04) (No Huddle) R.Tannehill scrambles left end pushed ob at TEN 31 for 8 yards (P.Desir). | R12 |
| <u>1-10-TEN 31</u> | (12:31) (No Huddle) D.Henry left end to TEN 34 for 3 yards (C.Geathers, D.Leonard). | |
| 2-7-TEN 34 | (11:56) (No Huddle) R.Tannehill pass deep left to A.Brown ran ob at 50 for 16 yards. | P13 |
| <u>1-10-50</u> | (11:27) (No Huddle) R.Tannehill pass incomplete short right to A.Brown (P.Desir). Indianapolis challenged the incomplete pass ruling, and the play was Upheld. The ruling on the field stands. (Timeout #1.) | |
| 2-10-50 | (11:19) D.Henry left end to IND 47 for 3 yards (D.Autry, A.Walker). | |
| 3-7-IND 47 | (11:14) (Shotgun) R.Tannehill pass incomplete deep right to A.Humphries. | |
| 4-7-IND 47 | (11:08) B.Kern punts 37 yards to IND 10, Center-B.Brinkley, fair catch by N.Hines. | |

Indianapolis Colts at 11:02

| | | |
|--------------------|--|-----|
| 1-10-IND 10 | (11:02) (Shotgun) J.Wilkins left guard to IND 13 for 3 yards (H.Landry, J.Brown). | |
| 2-7-IND 13 | (10:23) (Shotgun) J.Brissett pass short right to J.Wilkins to IND 17 for 4 yards (L.Ryan, H.Landry). | |
| 3-3-IND 17 | (9:39) (Shotgun) J.Brissett pass short left to Z.Pascal to IND 23 for 6 yards (K.Orr). | P17 |
| | PENALTY on TEN-R.Evans, Unnecessary Roughness, 15 yards, enforced at IND 23. | X18 |
| <u>1-10-IND 38</u> | (9:14) J.Brissett pass short left to Z.Pascal to TEN 43 for 19 yards (K.Orr, J.Brown). | P19 |
| <u>1-10-TEN 43</u> | (8:35) (Shotgun) N.Hines up the middle to TEN 39 for 4 yards (L.Ryan). | |
| 2-6-TEN 39 | (7:55) J.Wilkins left end ran ob at TEN 28 for 11 yards (K.Orr). | R20 |
| <u>1-10-TEN 28</u> | (7:18) (Shotgun) N.Hines left end to TEN 22 for 6 yards (A.Johnson). | |
| | PENALTY on IND-Q.Nelson, Offensive Holding, 10 yards, enforced at TEN 28 - No Play. | |
| 1-20-TEN 38 | (6:50) (Shotgun) J.Brissett pass short left to N.Hines to TEN 27 for 11 yards (K.Orr, J.Brown). | |
| 2-9-TEN 27 | (6:03) (Shotgun) J.Brissett pass short left to J.Doyle to TEN 21 for 6 yards (J.Brown). Tennessee challenged the pass completion ruling, and the play was REVERSED. | |
| | (Shotgun) J.Brissett pass incomplete short left to J.Doyle (J.Brown). | |
| 3-9-TEN 27 | (5:57) (Shotgun) J.Brissett sacked at TEN 28 for -1 yards (K.Correa). | |
| 4-10-TEN 28 | (5:12) A.Vinatieri 46 yard field goal is BLOCKED (D.Cruikshank), Center-L.Rhodes, Holder-R.Sanchez, RECOVERED by TEN-T.Smith at TEN 37. T.Smith for 63 yards, TOUCHDOWN. | |

Tennessee Titans at 5:02

R.Succop extra point is GOOD, Center-B.Brinkley, Holder-B.Kern.

TEN 24 IND 17, 0 plays, 63 yards, 0:00 drive , 9:58 elapsed

R.Santos kicks 54 yards from TEN 35 to IND 11. J.Wilkins to IND 26 for 15 yards (K.Blasingame). TEN-K.Blasingame was injured during the play.

Indianapolis Colts at 5:02, (1st play from scrimmage 4:56)

| | | |
|-------------|--|--|
| 1-10-IND 26 | (4:56) (Shotgun) J.Brissett pass incomplete short right to J.Doyle. | |
| 2-10-IND 26 | (4:52) (Shotgun) J.Brissett pass deep middle intended for Z.Pascal INTERCEPTED by L.Ryan at TEN 40. L.Ryan to IND 44 for 16 yards (N.Hines). | |

Tennessee Titans at 4:41

| | | |
|-------------|---|-----|
| 1-10-IND 44 | (4:41) (Shotgun) D.Henry up the middle to IND 40 for 4 yards (D.Autry, M.Hooker). | |
| 2-6-IND 40 | (3:55) (Shotgun) D.Henry left guard to IND 40 for no gain (D.Autry, A.Muhammad). | |
| 3-6-IND 40 | (3:11) (Shotgun) R.Tannehill pass deep left to K.Raymond for 40 yards, TOUCHDOWN. | P14 |
| | R.Succop extra point is GOOD, Center-B.Brinkley, Holder-B.Kern. | |

TEN 31 IND 17, 3 plays, 44 yards, 1:39 drive, 11:58 elapsed

R.Santos kicks 65 yards from TEN 35 to end zone, Touchback.

Indianapolis Colts at 3:02

| | | |
|--------------------|---|-----|
| 1-10-IND 25 | (3:02) (Shotgun) J.Brissett pass short left to M.Johnson to IND 32 for 7 yards (K.Orr). | |
| 2-3-IND 32 | (2:43) (No Huddle, Shotgun) J.Brissett pass short left to N.Hines ran ob at IND 39 for 7 yards (K.Orr). | P21 |
| <u>1-10-IND 39</u> | (2:37) (Shotgun) J.Brissett pass incomplete deep left to Z.Pascal. | |
| 2-10-IND 39 | (2:33) (Shotgun) J.Brissett pass incomplete short right to R.Travis [H.Landry]. | |

Tennessee Titans vs Indianapolis Colts at Lucas Oil Stadium

| | | |
|--------------------|--|-----|
| 3-10-IND 39 | (2:28) (Shotgun) J.Brissett pass short left to J.Doyle pushed ob at TEN 44 for 17 yards (L.Ryan). | P22 |
| <u>1-10-TEN 44</u> | (2:23) (Shotgun) J.Brissett pass short right to R.Travis to TEN 38 for 6 yards (L.Ryan). | |
| 2-4-TEN 38 | (2:03) (No Huddle, Shotgun) J.Brissett pass deep right to R.Travis to TEN 13 for 25 yards (T.Smith, A.Hooker). Tennessee challenged the runner was down by contact ruling, and the play was REVERSED. (No Huddle, Shotgun) J.Brissett pass deep right to R.Travis to TEN 13 for 25 yards (T.Smith). FUMBLES (T.Smith), RECOVERED by TEN-K.Correa at TEN 8. | |

Two-Minute Warning

Tennessee Titans at 1:58

| | | |
|--------------------|--|-----|
| 1-10-TEN 8 | (1:58) D.Henry left end to TEN 15 for 7 yards (A.Walker, M.Hooker). Timeout #2 by IND at 01:53. | |
| 2-3-TEN 15 | (1:53) D.Henry right tackle to TEN 15 for no gain (M.Hunt). Timeout #3 by IND at 01:48. | |
| 3-3-TEN 15 | (1:48) PENALTY on IND-M.Hunt, Neutral Zone Infraction, 5 yards, enforced at TEN 15 - No Play. | X15 |
| <u>1-10-TEN 20</u> | (1:48) R.Tannehill kneels to TEN 19 for -1 yards. | |
| 2-11-TEN 19 | (1:11) R.Tannehill kneels to TEN 18 for -1 yards. | |
| 3-12-TEN 18 | (:35) R.Tannehill kneels to TEN 17 for -1 yards. | |

END OF QUARTER

| | Score | Time Poss | First Downs | | | | Efficiencies | |
|--------------------|-------|-----------|-------------|---|---|---|--------------|--------|
| | | | R | P | X | T | 3 Down | 4 Down |
| Tennessee Titans | 31 | 6:07 | 1 | 2 | 1 | 4 | 1/3 | 0/0 |
| Indianapolis Colts | 17 | 8:53 | 1 | 5 | 1 | 7 | 2/4 | 0/0 |

Miscellaneous Statistics Report

Tennessee Titans vs Indianapolis Colts
12/1/2019 at Lucas Oil Stadium

Ten Longest Plays for Tennessee Titans

| Yards | Qtr | Play Start | Play Description |
|-------|-----|-------------|--|
| 40 | 4 | 3-6-IND 40 | (3:11) (Shotgun) R.Tannehill pass deep left to K.Raymond for 40 yards, TOUCHDOWN. |
| 34 | 3 | 2-3-TEN 32 | (9:52) D.Henry right end to IND 34 for 34 yards (M.Hooker). |
| 23 | 1 | 1-10-TEN 49 | (7:20) (No Huddle) R.Tannehill pass short left to C.Davis to IND 28 for 23 yards (D.Leonard, M.Hooker). |
| 16 | 3 | 1-20-IND 44 | (9:05) (Shotgun) R.Tannehill pass short left to A.Brown pushed ob at IND 28 for 16 yards (A.Walker). |
| 16 | 4 | 2-7-TEN 34 | (11:56) (No Huddle) R.Tannehill pass deep left to A.Brown ran ob at 50 for 16 yards. |
| 13 | 1 | 1-10-IND 28 | (6:35) (No Huddle, Shotgun) R.Tannehill pass short middle to A.Brown to IND 15 for 13 yards (P.Desir). |
| 13 | 1 | 3-8-IND 13 | (5:14) (Shotgun) R.Tannehill pass short left to A.Humphries for 13 yards, TOUCHDOWN. The Replay Official reviewed the runner broke the plane ruling, and the play was Upheld. The ruling on the field stands. |
| 13 | 2 | 2-1-TEN 35 | (1:07) (No Huddle, Shotgun) R.Tannehill pass short right to A.Firkser to TEN 48 for 13 yards (G.Odum). |
| 13 | 3 | 4-1-IND 13 | (5:59) (No Huddle) D.Henry left end for 13 yards, TOUCHDOWN. |
| 12 | 2 | 2-4-TEN 14 | (1:33) (No Huddle, Shotgun) D.Henry right tackle to TEN 26 for 12 yards (A.Walker). |

Ten Longest Plays for Indianapolis Colts

| Yards | Qtr | Play Start | Play Description |
|-------|-----|-------------|---|
| 26 | 3 | 3-5-TEN 42 | (11:46) (Shotgun) J.Brissett pass deep middle to Z.Pascal to TEN 16 for 26 yards (T.Smith) [R.Evans]. |
| 21 | 1 | 1-15-TEN 21 | (11:10) J.Brissett pass deep left to J.Doyle for 21 yards, TOUCHDOWN. |
| 21 | 4 | 3-3-IND 17 | (9:39) (Shotgun) J.Brissett pass short left to Z.Pascal to IND 23 for 6 yards (K.Orr). |
| 20 | 1 | 2-7-IND 28 | (4:30) J.Brissett pass short left to Z.Pascal to IND 48 for 20 yards (J.Brown). |
| 19 | 2 | 1-10-IND 43 | (11:14) J.Brissett pass short left to M.Johnson to TEN 38 for 19 yards (J.Brown). |
| 19 | 3 | 2-12-IND 34 | (13:48) (Shotgun) J.Brissett pass short middle to Z.Pascal to TEN 47 for 19 yards (K.Orr). |
| 19 | 4 | 1-10-IND 38 | (9:14) J.Brissett pass short left to Z.Pascal to TEN 43 for 19 yards (K.Orr, J.Brown). |
| 18 | 2 | 1-10-IND 10 | (12:27) J.Brissett pass deep left to M.Johnson to IND 28 for 18 yards (J.Brown). |
| 17 | 4 | 3-10-IND 39 | (2:28) (Shotgun) J.Brissett pass short left to J.Doyle pushed ob at TEN 44 for 17 yards (L.Ryan). |
| 15 | 2 | 1-10-IND 28 | (11:48) J.Wilkins right end ran ob at IND 43 for 15 yards (K.Byard). |

Touchdown Scoring Information

| | | Offense | Defense | Special Teams |
|---------|--------------------|---------|---------|---------------|
| VISITOR | Tennessee Titans | 3 | 0 | 1 |
| HOME | Indianapolis Colts | 2 | 0 | 0 |

Player Scoring Information

| Club | Player | TD | Rush TD | Rec TD | KO TD | Punt TD | Int TD | Fum TD | Misc TD | FG | XP | 2Pt Rush | 2Pt Rec | Sfty | Points |
|------|-------------|----|---------|--------|-------|---------|--------|--------|---------|----|----|----------|---------|------|--------|
| TEN | R.Succop | 0 | 0 | 0 | 0 | 0 | 0 | 0 | 0 | 1 | 4 | 0 | 0 | 0 | 7 |
| TEN | D.Henry | 0 | 1 | 0 | 0 | 0 | 0 | 0 | 0 | 0 | 0 | 0 | 0 | 0 | 6 |
| TEN | A.Humphries | 0 | 0 | 1 | 0 | 0 | 0 | 0 | 0 | 0 | 0 | 0 | 0 | 0 | 6 |
| TEN | K.Raymond | 0 | 0 | 1 | 0 | 0 | 0 | 0 | 0 | 0 | 0 | 0 | 0 | 0 | 6 |
| TEN | T.Smith | 0 | 0 | 0 | 0 | 0 | 0 | 0 | 1 | 0 | 0 | 0 | 0 | 0 | 6 |
| IND | N.Hines | 0 | 1 | 0 | 0 | 0 | 0 | 0 | 0 | 0 | 0 | 0 | 0 | 0 | 6 |
| IND | J.Doyle | 0 | 0 | 1 | 0 | 0 | 0 | 0 | 0 | 0 | 0 | 0 | 0 | 0 | 6 |
| IND | A.Vinatieri | 0 | 0 | 0 | 0 | 0 | 0 | 0 | 0 | 1 | 2 | 0 | 0 | 0 | 5 |

Possession Detail

| | First Half | | Second Half | | Game | |
|-----------------------------|------------|------|-------------|------|---------|------|
| | Visitor | Home | Visitor | Home | Visitor | Home |
| Largest Lead | 0 | 7 | 14 | 10 | 14 | 10 |
| Drives Leading | 0 | 2 | 2 | 2 | 2 | 4 |
| Time of Possession Leading | 0:00 | 2:15 | 3:37 | 4:49 | 3:37 | 7:04 |
| Largest Deficit | -7 | 0 | -10 | -14 | -10 | -14 |
| Drives Trailing | 3 | 0 | 2 | 2 | 5 | 2 |
| Time of Possession Trailing | 9:50 | 0:00 | 5:45 | 1:25 | 15:35 | 1:25 |
| Times Score Tied Up | | 1 | | 1 | | 2 |
| Lead Changes | | 2 | | 1 | | 3 |

Playtime Percentage

Percent of playtime per player on offense, defense and special teams

| Tennessee Titans | | | | | | Indianapolis Colts | | | | | |
|------------------|----|---------|---------|---------------|-----|--------------------|----|---------|---------|---------------|-----|
| | | Offense | Defense | Special Teams | | | | Offense | Defense | Special Teams | |
| R Saffold | G | 60 100% | | 5 | 17% | A Castonzo | T | 72 100% | | 6 | 21% |
| N Davis | G | 60 100% | | 5 | 17% | M Glowinski | G | 72 100% | | 6 | 21% |
| J Conklin | T | 60 100% | | 5 | 17% | Q Nelson | G | 72 100% | | 6 | 21% |
| R Tannehill | QB | 60 100% | | | | B Smith | G | 72 100% | | 6 | 21% |
| B Jones | C | 60 100% | | | | Z Pascal | WR | 72 100% | | 3 | 10% |
| A Brown | WR | 54 90% | | | | R Kelly | C | 72 100% | | | |
| J Smith | TE | 52 87% | | 5 | 17% | J Brissett | QB | 72 100% | | | |
| T Lewan | T | 51 85% | | 4 | 14% | J Doyle | TE | 68 94% | | | |
| D Henry | RB | 45 75% | | | | M Johnson | WR | 67 93% | | 6 | 21% |
| C Davis | WR | 41 68% | | | | A Dulin | WR | 41 57% | | 6 | 21% |
| M Pruitt | TE | 26 43% | | 12 | 41% | J Wilkins | RB | 32 44% | | 13 | 45% |
| A Humphries | WR | 23 38% | | 2 | 7% | N Hines | RB | 31 43% | | 11 | 38% |
| A Firkser | TE | 19 32% | | 7 | 24% | J Williams | RB | 16 22% | | 1 | 3% |
| K Raymond | WR | 17 28% | | 11 | 38% | M Alie-Cox | TE | 15 21% | | 6 | 21% |
| D Lewis | RB | 11 18% | | | | R Travis | TE | 12 17% | | | |
| K Blasingame | FB | 10 17% | | 13 | 45% | M Lengel | TE | 5 7% | | | |
| D Kelly | T | 9 15% | | 5 | 17% | C Rogers | WR | 1 1% | | | |
| C Hollister | WR | 2 3% | | 6 | 21% | P Desir | CB | | 60 100% | 9 | 31% |
| K Vaccaro | SS | | 72 100% | 6 | 21% | M Hooker | FS | | 60 100% | 5 | 17% |
| K Byard | FS | | 72 100% | 5 | 17% | D Leonard | LB | | 60 100% | 5 | 17% |
| L Ryan | CB | | 72 100% | 1 | 3% | A Walker | LB | | 50 83% | 9 | 31% |
| J Brown | LB | | 71 99% | | | G Stewart | NT | | 47 78% | 13 | 45% |
| T Smith | CB | | 64 89% | 15 | 52% | K Willis | SS | | 46 77% | | |
| D Jones | NT | | 62 86% | 6 | 21% | R Ya-Sin | CB | | 44 73% | 4 | 14% |
| J Casey | DT | | 60 83% | | | K Moore | CB | | 39 65% | 5 | 17% |
| H Landry | LB | | 59 82% | | | J Sheard | DE | | 37 62% | | |
| R Evans | LB | | 55 76% | | | D Autry | DT | | 36 60% | 7 | 24% |
| K Orr | CB | | 48 67% | 7 | 24% | J Houston | LB | | 33 55% | | |
| J Simmons | DT | | 43 60% | 6 | 21% | B Okereke | LB | | 29 48% | 12 | 41% |
| K Correa | LB | | 33 46% | 18 | 62% | A Muhammad | DE | | 27 45% | 11 | 38% |
| A Hooker | FS | | 19 26% | 24 | 83% | M Hunt | DT | | 24 40% | 13 | 45% |
| A Johnson | NT | | 16 22% | 11 | 38% | T Lewis | DT | | 23 38% | 5 | 17% |
| A Jackson | CB | | 15 21% | | | C Geathers | SS | | 14 23% | 7 | 24% |
| W Woodyard | LB | | 13 18% | 11 | 38% | G Odum | FS | | 12 20% | 18 | 62% |
| S Finch | LB | | 9 12% | 15 | 52% | B Banogu | DE | | 11 18% | | |
| I Mack | DT | | 9 12% | 6 | 21% | R Milligan | SS | | 8 13% | 23 | 79% |
| D Cruikshank | SS | | | 24 | 83% | Z Franklin | LB | | | 23 | 79% |
| J Kalu | CB | | | 20 | 69% | M Tell | CB | | | 17 | 59% |
| D Long | LB | | | 18 | 62% | M Adams | LB | | | 16 | 55% |
| B Kern | P | | | 10 | 34% | R Sanchez | P | | | 13 | 45% |
| D Bates | LB | | | 10 | 34% | E Speed | LB | | | 13 | 45% |
| B Brinkley | LS | | | 10 | 34% | L Rhodes | LS | | | 9 | 31% |
| R Santoso | P | | | 6 | 21% | A Vinatieri | K | | | 6 | 21% |
| R Succop | K | | | 5 | 17% | J Haeg | G | | | 6 | 21% |
| J Douglas | G | | | 5 | 17% | | | | | | |

TITANS STAY HOT, SURGE PAST RAIDERS IN 42-21 WIN

**BY JIM WYATT
TITANS ONLINE
DECEMBER 9, 2019**

OAKLAND – The Titans left the Black Hole like a fast-moving object with a lot of momentum.

And the Raiders went up in flames.

On their final visit to Oakland-Alameda County Coliseum, the Titans turned in a performance to remember in a 42-21 victory over the Raiders.

The Titans scored a lot, again, on Sunday. The Titans tallied over 30 points for the fourth game in a row on a day when quarterback Ryan Tannehill threw for 391 yards, running back Derrick Henry ran for over 103 yards and two touchdowns and receiver A.J. Brown had 153 receiving yards and two scores.

It all added up to the team's fourth win in a row, and sixth win in the past seven games. The Titans improved to 8-5 with the victory, and the team is now tied with the Houston Texans for first place in the AFC South.

Guess who visits Nissan Stadium next Sunday? Yes, the Texans.

"This is a gritty football team," Titans coach Mike Vrabel said, "that is just fine playing in close games and hopefully wearing people down and making some huge plays down the stretch."

Tannehill completed 21-of-27 passes for 391 yards in the contest, with three touchdown passes and a passer rating of 140.4.

Tannehill joined Packers quarterback Aaron Rodgers (three games in 2011) as the only players to complete at least 75 percent of their passes with a passer rating of 130 or higher (minimum 10 attempts) in three consecutive

games in a single season in NFL history.

Tannehill also joined Seahawks QB Russell Wilson (five games in 2015) as the only players with four consecutive games with at least two passing touchdowns and a passer rating of 125 or higher in NFL history.

The Titans have scored 150 points in their last four games.

In scoring at least 30 points for the fourth consecutive game, the Titans did something for the first time since 2003, when they had a six-game streak with 30 or more points.

"I'm really proud of our guys, the way they battled," Tannehill said. "Every time we touched it, we felt like we were going to score."

"This team knows how to face adversity – we have faced it so many times already throughout the season. There's just a belief that we are going to find a way. We are going to find a way, no matter what is going on to keep playing, keep believing in each other."

Henry went over the 100-yard mark for the fourth game in a row. Henry's 103 yards came on 18 carries on Sunday, along with touchdown runs of 10 and 12 yards. He now has 599 rushing yards in the last four games for the Titans.

Henry scored his second touchdown of the day with 5:36 remaining in the third quarter to give the Titans a 28-21 lead. The score capped off a six-play, 89-yard drive for the Titans.

Then came back-to-back touchdowns – including one on defense -- as the Titans blew things open.

Tannehill connected with tight end Jonnu Smith for a 17-yard touchdown to make it 35-21 with 14:29 left in the contest.

Barely a minute later, linebacker Jayon Brown picked up a fumble caused by cornerback Tye Smith

and returned it 46 yards for a touchdown to make it 42-21 with 13:12 left.

"As soon as I picked the ball up, I saw our jerseys, so I knew I was going to make it in," Brown said. "But when I scored I gave the ball back to Tye because without him that play never would have happened."

After three quarters, the Titans had already racked up over 500 yards of offense. The Titans finished with 552 yards of offense, the most in the "Titans era."

The Titans didn't allow a point on defense in the second half.

"The first half isn't our style of play," defensive lineman Jurrell Casey said. "Guys settled down in the second half and we played Titans football."

It was shootout early.

Tannehill guided the Titans down the field on the team's first possession, but his tipped pass was intercepted by Raiders defensive lineman Maurice Hurst and returned 55 yards to the Tennessee 21-yard line. Three plays later, Raiders running back DeAndre' Washington scored on a 14-yard touchdown run to give Oakland a 7-0 lead.

But the Titans quickly responded with an eight-play, 74-yard touchdown drive that was capped off with the 12-yard touchdown run by Henry. Fullback Khari Blasingame made a nice 24-yard catch on the drive, and a 10-yard catch by Smith preceded the touchdown run by Henry to make it 7-7.

On the team's next possession, the Titans jumped ahead 14-7 on a 91-yard touchdown pass from Tannehill to Brown, who got behind Oakland defender Daryl Worley.

But the Raiders responded with a long touchdown pass of their own – quarterback Derek Carr to receiver Rico Gafford for 49 yards – to make

it 14-14 with 10:43 left in the second quarter.

The Titans then surged ahead 21-14 on another long drive, and another Tannehill-to-Brown touchdown. On a third-and-13 from the Oakland 16, Brown caught a pass across the middle and made three defenders miss while bouncing into the end zone to cap off an eight-play, 77-yard drive with an exclamation point.

“I was too close not to score,” Brown said with a smile. “I had to get in. I was glad I could do my part and make plays for the team.”

The Raiders had some answers of their own, however. Carr capped off a long drive with a one-yard touchdown pass to tight end Foster Moreau to make it 21-21 with just 24 seconds left before halftime.

The Titans had a chance to take the lead at the half, but a 42-yard field goal by kicker Ryan Succop hit the left upright and the game was tied at halftime.

Tannehill completed 13-of-15 passes for 263 yards and two touchdowns and an interception in the first half, with a passer rating of 130.6. By halftime, Brown had four catches for 141 yards and two touchdowns.

Then came the game-deciding second half, when the Titans turned things up, and shut the Raiders down.

The Texans (8-5) and Colts (6-7) both lost on Sunday, creating an opportunity for the Titans in the AFC South.

Now, it's time for what should be an exciting finish to the season.

The Titans face the Texans next Sunday at Nissan Stadium.

Henry made an early plea to Titans fans to show up and get loud.

“It needs to be loud, it needs to be packed, it needs to be filled,” Henry said. “We know at the beginning of

the season it was kind of rough as we tried to find our identity.

“But we got this thing rolling and we need our fans to back us up. It's a big game, versus a division opponent, so we hope everybody is there and we hope it is loud. We need screaming and a lot of support because it's a big game.”

###

REGULAR SEASON - WEEK 14, GAME 13

National Football League Game Summary

NFL Copyright © 2019 by The National Football League. All rights reserved. This summary and play-by-play is for the express purpose of assisting media in their coverage of the game; any other use of this material is prohibited without the written permission of the National Football League. Updated: 12/11/2019

Date: Sunday, 12/8/2019 Tennessee Titans at Oakland Raiders Start Time: 1:25 PM PST
at Oakland-Alameda County Coliseum, Oakland, CA

Game Day Weather
Game Weather: Cloudy Temp: 59° F (15.0° C) Humidity: 78%, Wind: W 5 mph
Played Outdoor on Turf: Natural Grass Outdoor Weather: Cloudy,

| Officials | | |
|----------------------------------|------------------------------------|---------------------------------|
| Referee: Allen, Brad (122) | Umpire: Ferrell, Dan (64) | Down Judge: Mello, Jim (48) |
| Line Judge: Bolinger, Brian (40) | Field Judge: Zimmer, Steve (33) | Side Judge: Russell, Jimmy (82) |
| Back Judge: Yette, Greg (38) | Replay Official: Oldham, James (0) | |

| Tennessee Titans | | | | Oakland Raiders | | | |
|-------------------|--|-----------------|--|--------------------|--|--------------------|--|
| Offense | | Defense | | Offense | | Defense | |
| WR 84 C.Davis | | DE 98 J.Simmons | | WR 12 Z.Jones | | DE 96 C.Ferrell | |
| TE 81 J.Smith | | NT 90 D.Jones | | LT 74 K.Miller | | DT 92 P.Hall | |
| LT 77 T.Lewan | | DT 99 J.Casey | | LG 64 R.Incognito | | DT 90 J.Hankins | |
| LG 76 R.Saffold | | CB 23 T.Smith | | C 61 R.Hudson | | DE 98 M.Crosby | |
| C 60 B.Jones | | ILB 54 R.Evans | | RG 66 G.Jackson | | SLB 59 T.Whitehead | |
| RG 64 N.Davis | | ILB 55 J.Brown | | RT 75 B.Parker | | MLB 51 W.Compton | |
| RT 78 J.Conklin | | OLB 58 H.Landry | | TE 83 D.Waller | | WLB 52 M.Lee | |
| WR 11 A.Brown | | CB 26 L.Ryan | | WR 16 T.Williams | | LCB 20 D.Worley | |
| TE 85 M.Pruitt | | SS 24 K.Vaccaro | | QB 4 D.Carr | | RCB 27 T.Mullen | |
| QB 17 R.Tannehill | | FS 31 K.Byard | | RB 33 D.Washington | | FS 21 D.Swearinger | |
| RB 22 D.Henry | | CB 35 T.Brock | | WR 10 R.Gafford | | SS 25 E.Harris | |

Substitutions Substitutions
K 3 R.Santoso, K 4 R.Succop, P 6 B.Kern, WR 14 K.Raymond, WR 16 C.Hollister, WR 19 T.Sharpe, DB 20 K.Orr, DB 29 D.Cruikshank, RB 33 D.Lewis, DB 37 A.Hooker, FB/RB 41 K.Blasingame, OLB 44 K.Correa, DB 46 J.Kalu, LS 48 B.Brinkley, LB 51 D.Long, OLB 56 S.Finch, LB 59 W.Woodyard, T/G 71 D.Kelly, G 75 J.Douglas, TE 86 A.Firkser, OLB 93 R.Gilbert, DL 94 A.Johnson, DT 97 I.Mack
P 6 A.Cole, K 8 D.Carlson, WR 18 K.Doss, CB 22 K.Nixon, CB 26 N.Lawson, S 29 L.Joyner, RB 30 J.Richard, S 32 D.Leavitt, S 35 C.Riley, FB 45 A.Ingold, LS 47 T.Sieg, LB 50 N.Morrow, LB 54 P.Brown, G/T 71 D.Good, T 72 D.Sharpe, DT 73 M.Hurst, TE 85 D.Carrier, TE 87 F.Moreau, WR 88 M.Ateman, DE 91 B.Mayowa, DE 95 D.Jordan, DE 97 J.Mauro

Did Not Play Did Not Play
QB 8 M.Mariota QB 14 D.Kizer, OL 68 A.James
Not Active Not Active
WR 10 A.Humphries, CB 25 A.Jackson, CB 36 L.Sims, OLB 50 D.Roberson, LB 53 D.Bates, G/T 66 K.Pamphile, DE 92 M.Dickerson
QB 7 M.Glennon, WR 13 H.Renfrow, RB 28 J.Jacobs, CB 31 I.Johnson, LB 58 K.Wilber, T 77 T.Brown, DT 93 T.McClain

| Field Goals (made () & missed) | | | | | | | |
|---------------------------------|------|---|----|---|----|----|-------|
| R.Succop | 42LU | | | | | | |
| | | 1 | 2 | 3 | 4 | OT | Total |
| VISITOR: Tennessee Titans | | 7 | 14 | 7 | 14 | 0 | 42 |
| HOME: Oakland Raiders | | 7 | 14 | 0 | 0 | 0 | 21 |

| Scoring Plays | | | | | |
|---------------|-----|-------|---|---------|------|
| Team | Qtr | Time | Play Description (Extra Point) (Drive Info) | Visitor | Home |
| Raiders | 1 | 7:43 | D.Washington 14 yd. run (D.Carlson kick) (3-24, 1:17) | 0 | 7 |
| Titans | 1 | 3:21 | D.Henry 12 yd. run (R.Succop kick) (8-74, 4:22) | 7 | 7 |
| Titans | 2 | 14:04 | A.Brown 91 yd. pass from R.Tannehill (R.Succop kick) (1-91, 0:12) | 14 | 7 |
| Raiders | 2 | 10:43 | R.Gafford 49 yd. pass from D.Carr (D.Carlson kick) (6-75, 3:21) | 14 | 14 |
| Titans | 2 | 6:52 | A.Brown 16 yd. pass from R.Tannehill (R.Succop kick) (8-77, 3:51) | 21 | 14 |
| Raiders | 2 | 0:24 | F.Moreau 1 yd. pass from D.Carr (D.Carlson kick) (14-71, 6:28) | 21 | 21 |
| Titans | 3 | 5:36 | D.Henry 10 yd. run (R.Succop kick) (6-89, 2:28) | 28 | 21 |
| Titans | 4 | 14:29 | J.Smith 17 yd. pass from R.Tannehill (R.Succop kick) (9-84, 3:53) | 35 | 21 |
| Titans | 4 | 13:12 | J.Brown 47 yd. fumble return (R.Succop kick) | 42 | 21 |

Tennessee Titans vs Oakland Raiders
12/8/2019 at Oakland-Alameda County Coliseum

Final Individual Statistics

Tennessee Titans

| RUSHING | ATT | YDS | AVG | LG | TD |
|-------------|-----|-----|------|----|----|
| D.Henry | 18 | 103 | 5.7 | 24 | 2 |
| D.Lewis | 9 | 26 | 2.9 | 6 | 0 |
| R.Tannehill | 4 | 19 | 4.8 | 10 | 0 |
| A.Brown | 1 | 13 | 13.0 | 13 | 0 |
| Total | 32 | 161 | 5.0 | 24 | 2 |

| PASSING | ATT | CMP | YDS | SK/YD | TD | LG | IN | RT |
|-------------|-----|-----|-----|-------|----|----|----|-------|
| R.Tannehill | 27 | 21 | 391 | 0/0 | 3 | 91 | 1 | 140.4 |
| Total | 27 | 21 | 391 | 0/0 | 3 | 91 | 1 | 140.4 |

| PASS RECEIVING | TAR | REC | YDS | AVG | LG | TD |
|----------------|-----|-----|-----|------|----|----|
| A.Brown | 7 | 5 | 153 | 30.6 | 91 | 2 |
| T.Sharpe | 4 | 4 | 25 | 6.3 | 9 | 0 |
| J.Smith | 4 | 3 | 29 | 9.7 | 17 | 1 |
| K.Blasingame | 2 | 2 | 47 | 23.5 | 24 | 0 |
| C.Davis | 4 | 2 | 34 | 17.0 | 24 | 0 |
| M.Pruitt | 1 | 1 | 42 | 42.0 | 42 | 0 |
| A.Firkser | 1 | 1 | 39 | 39.0 | 39 | 0 |
| K.Raymond | 2 | 1 | 11 | 11.0 | 11 | 0 |
| D.Henry | 1 | 1 | 6 | 6.0 | 6 | 0 |
| D.Lewis | 1 | 1 | 5 | 5.0 | 5 | 0 |
| Total | 27 | 21 | 391 | 18.6 | 91 | 3 |

| INTERCEPTIONS | NO | YDS | AVG | LG | TD |
|---------------|----|-----|-----|----|----|
| Total | 0 | 0 | 0 | 0 | 0 |

| PUNTING | NO | YDS | AVG | NET | TB | IN20 | LG |
|---------|----|-----|------|------|----|------|----|
| B.Kern | 2 | 102 | 51.0 | 45.0 | 0 | 0 | 55 |
| Total | 2 | 102 | 51.0 | 45.0 | 0 | 0 | 55 |

| PUNT RETURNS | NO | YDS | AVG | FC | LG | TD |
|--------------|----|-----|-----|----|----|----|
| K.Raymond | 0 | 0 | 0.0 | 3 | 0 | 0 |
| [DOWNED] | 1 | 0 | 0.0 | 0 | 0 | 0 |
| [TOUCHBACK] | 1 | 0 | 0.0 | 0 | 0 | 0 |
| Total | 0 | 0 | 0.0 | 3 | 0 | 0 |

| KICKOFF RETURNS | NO | YDS | AVG | FC | LG | TD |
|-----------------|----|-----|------|----|----|----|
| K.Raymond | 3 | 71 | 23.7 | 0 | 26 | 0 |
| [TOUCHBACK] | 1 | 0 | 0.0 | 0 | 0 | 0 |
| Total | 3 | 71 | 23.7 | 0 | 26 | 0 |

Oakland Raiders

| RUSHING | ATT | YDS | AVG | LG | TD |
|--------------|-----|-----|------|----|----|
| D.Washington | 14 | 53 | 3.8 | 14 | 1 |
| J.Richard | 7 | 28 | 4.0 | 10 | 0 |
| D.Carr | 2 | 17 | 8.5 | 15 | 0 |
| A.Ingold | 1 | -1 | -1.0 | -1 | 0 |
| Total | 24 | 97 | 4.0 | 15 | 1 |

| PASSING | ATT | CMP | YDS | SK/YD | TD | LG | IN | RT |
|---------|-----|-----|-----|-------|----|----|----|-------|
| D.Carr | 34 | 25 | 262 | 2/4 | 2 | 49 | 0 | 115.1 |
| Total | 34 | 25 | 262 | 2/4 | 2 | 49 | 0 | 115.1 |

| PASS RECEIVING | TAR | REC | YDS | AVG | LG | TD |
|----------------|-----|-----|-----|------|----|----|
| D.Waller | 6 | 6 | 72 | 12.0 | 25 | 0 |
| D.Washington | 7 | 6 | 43 | 7.2 | 24 | 0 |
| T.Williams | 4 | 3 | 35 | 11.7 | 18 | 0 |
| K.Doss | 3 | 3 | 26 | 8.7 | 12 | 0 |
| F.Moreau | 3 | 3 | 14 | 4.7 | 7 | 1 |
| J.Richard | 3 | 2 | 18 | 9.0 | 11 | 0 |
| R.Gafford | 1 | 1 | 49 | 49.0 | 49 | 1 |
| Z.Jones | 3 | 1 | 5 | 5.0 | 5 | 0 |
| Total | 30 | 25 | 262 | 10.5 | 49 | 2 |

| INTERCEPTIONS | NO | YDS | AVG | LG | TD |
|---------------|----|-----|------|----|----|
| M.Hurst | 1 | 55 | 55.0 | 55 | 0 |
| Total | 1 | 55 | 55.0 | 55 | 0 |

| PUNTING | NO | YDS | AVG | NET | TB | IN20 | LG |
|---------|----|-----|------|------|----|------|----|
| A.Cole | 5 | 221 | 44.2 | 40.2 | 1 | 4 | 55 |
| Total | 5 | 221 | 44.2 | 40.2 | 1 | 4 | 55 |

| PUNT RETURNS | NO | YDS | AVG | FC | LG | TD |
|--------------|----|-----|------|----|----|----|
| J.Richard | 1 | 12 | 12.0 | 1 | 12 | 0 |
| Total | 1 | 12 | 12.0 | 1 | 12 | 0 |

| KICKOFF RETURNS | NO | YDS | AVG | FC | LG | TD |
|-----------------|----|-----|------|----|----|----|
| J.Richard | 4 | 91 | 22.8 | 0 | 29 | 0 |
| [TOUCHBACK] | 3 | 0 | 0.0 | 0 | 0 | 0 |
| Total | 4 | 91 | 22.8 | 0 | 29 | 0 |

Tennessee Titans

| FUMBLES | FUM | LOST | OWN-REC | YDS | TD | FORCED | OPP-REC | YDS | TD | OUT-BDS |
|---------|-----|------|---------|-----|----|--------|---------|-----|----|---------|
| T.Smith | 0 | 0 | 0 | 0 | 0 | 1 | 0 | 0 | 0 | 0 |
| J.Brown | 0 | 0 | 0 | 0 | 0 | 0 | 1 | 47 | 1 | 0 |
| Total | 0 | 0 | 0 | 0 | 0 | 1 | 1 | 47 | 1 | 0 |

Oakland Raiders

| FUMBLES | FUM | LOST | OWN-REC | YDS | TD | FORCED | OPP-REC | YDS | TD | OUT-BDS |
|----------|-----|------|---------|-----|----|--------|---------|-----|----|---------|
| D.Waller | 1 | 1 | 0 | 0 | 0 | 0 | 0 | 0 | 0 | 0 |
| Total | 1 | 1 | 0 | 0 | 0 | 0 | 0 | 0 | 0 | 0 |

Final Team Statistics

| | Visitor Titans | Home Raiders |
|---|-------------------|-----------------|
| TOTAL FIRST DOWNS | 26 | 22 |
| By Rushing | 10 | 7 |
| By Passing | 15 | 13 |
| By Penalty | 1 | 2 |
| THIRD DOWN EFFICIENCY | 8-11-73% | 4-10-40% |
| FOURTH DOWN EFFICIENCY | 0-0-0% | 0-1-0% |
| TOTAL NET YARDS | 552 | 355 |
| Total Offensive Plays (inc. times thrown passing) | 59 | 60 |
| Average gain per offensive play | 9.4 | 5.9 |
| NET YARDS RUSHING | 161 | 97 |
| Total Rushing Plays | 32 | 24 |
| Average gain per rushing play | 5.0 | 4.0 |
| Tackles for a loss-number and yards | 1-3 | 3-4 |
| NET YARDS PASSING | 391 | 258 |
| Times thrown - yards lost attempting to pass | 0-0 | 2-4 |
| Gross yards passing | 391 | 262 |
| PASS ATTEMPTS-COMPLETIONS-HAD INTERCEPTED | 27-21-1 | 34-25-0 |
| Avg gain per pass play (inc.# thrown passing) | 14.5 | 7.2 |
| KICKOFFS Number-In End Zone-Touchbacks | 7-5-3 | 4-1-1 |
| PUNTS Number and Average | 2-51.0 | 5-44.2 |
| Had Blocked | 0 | 0 |
| FGs - PATs Had Blocked | 0-0 | 0-0 |
| Net Punting Average | 45.0 | 40.2 |
| TOTAL RETURN YARDAGE (Not Including Kickoffs) | 0 | 67 |
| No. and Yards Punt Returns | 0-0 | 1-12 |
| No. and Yards Kickoff Returns | 3-71 | 4-91 |
| No. and Yards Interception Returns | 0-0 | 1-55 |
| PENALTIES Number and Yards | 4-21 | 3-20 |
| FUMBLES Number and Lost | 0-0 | 1-1 |
| TOUCHDOWNS | 6 | 3 |
| Rushing | 2 | 1 |
| Passing | 3 | 2 |
| Fumbles | 1 | 0 |
| EXTRA POINTS Made-Attempts | 6-6 | 3-3 |
| Kicking Made-Attempts | 6-6 | 3-3 |
| FIELD GOALS Made-Attempts | 0-1 | 0-0 |
| RED ZONE EFFICIENCY | 4-5-80% | 2-3-67% |
| GOAL TO GO EFFICIENCY | 1-1-100% | 1-2-50% |
| SAFETIES | 0 | 0 |
| FINAL SCORE | 42 | 21 |
| TIME OF POSSESSION | 29:12 | 30:48 |

Ball Possession And Drive Chart

Tennessee Titans

| # | Time Recd | Time Lost | Time Poss | How Ball Obtained | Drive Began | # Play | Yds Gain | Yds Pen | Net Yds | 1st Down | Last Scrm | How Given Up |
|----|-----------|-----------|-----------|-------------------|-------------|--------|----------|---------|---------|----------|-----------|--------------|
| 1 | 15:00 | 9:00 | 6:00 | Kickoff | TEN 27 | 12 | 54 | 0 | 54 | 4 | * OAK 19 | Interception |
| 2 | 7:43 | 3:21 | 4:22 | Kickoff | TEN 26 | 8 | 74 | 0 | 74 | 4 | * OAK 12 | Touchdown |
| 3 | 14:16 | 14:04 | 0:12 | Punt | TEN 9 | 1 | 91 | 0 | 91 | 1 | TEN 9 | Touchdown |
| 4 | 10:43 | 6:52 | 3:51 | Kickoff | TEN 23 | 8 | 87 | -10 | 77 | 4 | * OAK 16 | Touchdown |
| 5 | 0:24 | 0:00 | 0:24 | Kickoff | TEN 25 | 3 | 46 | 5 | 51 | 2 | OAK 24 | Missed FG |
| 6 | 10:26 | 8:46 | 1:40 | Punt | TEN 6 | 3 | 4 | 0 | 4 | 0 | TEN 10 | Punt |
| 7 | 8:04 | 5:36 | 2:28 | Punt | TEN 11 | 6 | 89 | 0 | 89 | 4 | * OAK 10 | Touchdown |
| 8 | 3:22 | 14:29 | 3:53 | Punt | TEN 16 | 9 | 84 | 0 | 84 | 5 | * OAK 17 | Touchdown |
| 9 | 10:27 | 7:46 | 2:41 | Punt | TEN 20 | 3 | 5 | 0 | 5 | 0 | TEN 25 | Punt |
| 10 | 3:41 | 0:00 | 3:41 | Downs | TEN 2 | 7 | 18 | 5 | 23 | 2 | TEN 26 | End of Game |

(165) Average TEN 16

Oakland Raiders

| # | Time Recd | Time Lost | Time Poss | How Ball Obtained | Drive Began | # Play | Yds Gain | Yds Pen | Net Yds | 1st Down | Last Scrm | How Given Up |
|----|-----------|-----------|-----------|-------------------|-------------|--------|----------|---------|---------|----------|-----------|--------------|
| 1 | 9:00 | 7:43 | 1:17 | Interception | TEN 24 | 3 | 24 | 0 | 24 | 2 | * TEN 14 | Touchdown |
| 2 | 3:21 | 14:16 | 4:05 | Kickoff | OAK 25 | 6 | 29 | -5 | 24 | 1 | OAK 49 | Punt |
| 3 | 14:04 | 10:43 | 3:21 | Kickoff | OAK 25 | 6 | 75 | 0 | 75 | 2 | TEN 49 | Touchdown |
| 4 | 6:52 | 0:24 | 6:28 | Kickoff | OAK 29 | 14 | 70 | 1 | 71 | 7 | * TEN 1 | Touchdown |
| 5 | 15:00 | 10:26 | 4:34 | Kickoff | OAK 17 | 7 | 35 | 5 | 40 | 3 | TEN 43 | Punt |
| 6 | 8:46 | 8:04 | 0:42 | Punt | OAK 47 | 3 | 2 | 0 | 2 | 0 | OAK 49 | Punt |
| 7 | 5:36 | 3:22 | 2:14 | Kickoff | OAK 30 | 3 | 7 | 0 | 7 | 0 | OAK 37 | Punt |
| 8 | 14:29 | 13:12 | 1:17 | Kickoff | OAK 25 | 3 | 22 | 0 | 22 | 1 | OAK 45 | Fumble |
| 9 | 13:12 | 10:27 | 2:45 | Kickoff | OAK 25 | 6 | 20 | 0 | 20 | 2 | OAK 45 | Punt |
| 10 | 7:46 | 3:41 | 4:05 | Punt | OAK 28 | 9 | 71 | 0 | 71 | 4 | * TEN 1 | Downs |

(327) Average OAK 33

* inside opponent's 20

| Time of Possession by Quarter | | 1st | 2nd | 3rd | 4th | OT | Total |
|---------------------------------|------------------|--------------------|-------|---------------------|------|----|-------|
| Visitor | Tennessee Titans | 10:22 | 4:27 | 7:30 | 6:53 | | 29:12 |
| Home | Oakland Raiders | 4:38 | 10:33 | 7:30 | 8:07 | | 30:48 |
| Kickoff Drive No.-Start Average | | Titans: 4 - TEN 25 | | Raiders: 7 - OAK 25 | | | |

Tennessee Titans vs Oakland Raiders
12/8/2019 at Oakland-Alameda County Coliseum

Final Defensive Statistics

| Tennessee Titans | Regular Defensive Plays | | | | | | | | | | | | Special Teams | | | | | Misc | | | |
|------------------|-------------------------|-----|------|----|-------|-----|---|----|----|----|----|--|---------------|-----|----|----|----|------|-----|----|----|
| | TKL | AST | COMB | SK | / YDS | TFL | Q | IN | PD | FF | FR | | TKL | AST | FF | FR | BL | TKL | AST | FF | FR |
| L.Ryan | 3 | 6 | 9 | 0 | 0 | 0 | 0 | 0 | 0 | 0 | 0 | | 0 | 0 | 0 | 0 | 0 | 0 | 0 | 0 | 0 |
| T.Smith | 5 | 3 | 8 | 0 | 0 | 0 | 0 | 0 | 0 | 1 | 0 | | 0 | 0 | 0 | 0 | 0 | 0 | 0 | 0 | 0 |
| K.Byard | 5 | 3 | 8 | 0 | 0 | 0 | 0 | 0 | 0 | 0 | 0 | | 0 | 0 | 0 | 0 | 0 | 0 | 0 | 0 | 0 |
| J.Brown | 2 | 5 | 7 | 0 | 0 | 1 | 0 | 0 | 0 | 0 | 1 | | 0 | 0 | 0 | 0 | 0 | 0 | 0 | 0 | 0 |
| R.Evans | 4 | 1 | 5 | 0 | 0 | 0 | 0 | 0 | 0 | 0 | 0 | | 0 | 0 | 0 | 0 | 0 | 0 | 0 | 0 | 0 |
| J.Simmons | 3 | 2 | 5 | 1 | 4 | 2 | 1 | 0 | 0 | 0 | 0 | | 0 | 0 | 0 | 0 | 0 | 0 | 0 | 0 | 0 |
| H.Landry | 2 | 3 | 5 | 0 | 0 | 0 | 1 | 0 | 0 | 0 | 0 | | 0 | 0 | 0 | 0 | 0 | 0 | 0 | 0 | 0 |
| J.Casey | 1 | 4 | 5 | 0 | 0 | 0 | 0 | 0 | 0 | 0 | 0 | | 0 | 0 | 0 | 0 | 0 | 0 | 0 | 0 | 0 |
| K.Vaccaro | 2 | 1 | 3 | 0 | 0 | 0 | 0 | 0 | 0 | 0 | 0 | | 1 | 0 | 0 | 0 | 0 | 0 | 0 | 0 | 0 |
| I.Mack | 2 | 1 | 3 | 0 | 0 | 0 | 0 | 0 | 0 | 0 | 0 | | 0 | 0 | 0 | 0 | 0 | 0 | 0 | 0 | 0 |
| K.Correa | 2 | 0 | 2 | 1 | 0 | 0 | 0 | 0 | 0 | 0 | 0 | | 0 | 0 | 0 | 0 | 0 | 0 | 0 | 0 | 0 |
| D.Long | 1 | 1 | 2 | 0 | 0 | 1 | 0 | 0 | 0 | 0 | 0 | | 1 | 1 | 0 | 0 | 0 | 0 | 0 | 0 | 0 |
| A.Hooker | 1 | 1 | 2 | 0 | 0 | 0 | 0 | 0 | 0 | 0 | 0 | | 0 | 0 | 0 | 0 | 0 | 0 | 0 | 0 | 0 |
| R.Gilbert | 1 | 1 | 2 | 0 | 0 | 0 | 0 | 0 | 0 | 0 | 0 | | 0 | 0 | 0 | 0 | 0 | 0 | 0 | 0 | 0 |
| D.Jones | 0 | 2 | 2 | 0 | 0 | 0 | 0 | 0 | 0 | 0 | 0 | | 0 | 0 | 0 | 0 | 0 | 0 | 0 | 0 | 0 |
| A.Johnson | 0 | 1 | 1 | 0 | 0 | 0 | 0 | 0 | 0 | 0 | 0 | | 0 | 0 | 0 | 0 | 0 | 0 | 0 | 0 | 0 |
| T.Brock | 0 | 1 | 1 | 0 | 0 | 0 | 0 | 0 | 0 | 0 | 0 | | 0 | 0 | 0 | 0 | 0 | 0 | 0 | 0 | 0 |
| C.Hollister | 0 | 0 | 0 | 0 | 0 | 0 | 0 | 0 | 0 | 0 | 0 | | 1 | 0 | 0 | 0 | 0 | 0 | 0 | 0 | 0 |
| J.Kalu | 0 | 0 | 0 | 0 | 0 | 0 | 0 | 0 | 0 | 0 | 0 | | 1 | 0 | 0 | 0 | 0 | 0 | 0 | 0 | 0 |
| K.Orr | 0 | 0 | 0 | 0 | 0 | 0 | 0 | 0 | 0 | 0 | 0 | | 0 | 1 | 0 | 0 | 0 | 0 | 0 | 0 | 0 |
| D.Cruikshank | 0 | 0 | 0 | 0 | 0 | 0 | 0 | 0 | 0 | 0 | 0 | | 0 | 1 | 0 | 0 | 0 | 0 | 0 | 0 | 0 |
| R.Tannehill | 0 | 0 | 0 | 0 | 0 | 0 | 0 | 0 | 0 | 0 | 0 | | 0 | 0 | 0 | 0 | 0 | 1 | 0 | 0 | 0 |
| Total | 34 | 36 | 70 | 2 | 4 | 4 | 2 | 0 | 0 | 1 | 1 | | 4 | 3 | 0 | 0 | 0 | 1 | 0 | 0 | 0 |

TKL = Tackle AST = Assist COMB = Combined QH=QB Hit IN = Interception PD = Pass Defense FF = Forced Fumble FR = Fumble Recovery

| Oakland Raiders | Regular Defensive Plays | | | | | | | | | | | | Special Teams | | | | | Misc | | | |
|-----------------|-------------------------|-----|------|----|-------|-----|----|----|----|----|----|--|---------------|-----|----|----|----|------|-----|----|----|
| | TKL | AST | COMB | SK | / YDS | TFL | QH | IN | PD | FF | FR | | TKL | AST | FF | FR | BL | TKL | AST | FF | FR |
| T.Whitehead | 6 | 5 | 11 | 0 | 0 | 0 | 0 | 0 | 0 | 0 | 0 | | 0 | 0 | 0 | 0 | 0 | 0 | 0 | 0 | 0 |
| D.Worley | 6 | 2 | 8 | 0 | 0 | 0 | 0 | 0 | 1 | 0 | 0 | | 0 | 0 | 0 | 0 | 0 | 0 | 0 | 0 | 0 |
| E.Harris | 7 | 0 | 7 | 0 | 0 | 0 | 0 | 0 | 0 | 0 | 0 | | 0 | 0 | 0 | 0 | 0 | 0 | 0 | 0 | 0 |
| D.Sweatnager | 4 | 2 | 6 | 0 | 0 | 0 | 0 | 0 | 0 | 0 | 0 | | 0 | 0 | 0 | 0 | 0 | 0 | 0 | 0 | 0 |
| J.Hankins | 2 | 2 | 4 | 0 | 0 | 0 | 0 | 0 | 0 | 0 | 0 | | 0 | 0 | 0 | 0 | 0 | 0 | 0 | 0 | 0 |
| T.Mullen | 3 | 0 | 3 | 0 | 0 | 0 | 0 | 0 | 0 | 0 | 0 | | 1 | 0 | 0 | 0 | 0 | 0 | 0 | 0 | 0 |
| L.Joyner | 3 | 0 | 3 | 0 | 0 | 0 | 0 | 0 | 0 | 0 | 0 | | 0 | 0 | 0 | 0 | 0 | 0 | 0 | 0 | 0 |
| W.Compton | 2 | 1 | 3 | 0 | 0 | 0 | 0 | 0 | 0 | 0 | 0 | | 0 | 0 | 0 | 0 | 0 | 0 | 0 | 0 | 0 |
| D.Jordan | 2 | 0 | 2 | 0 | 0 | 0 | 0 | 0 | 1 | 0 | 0 | | 0 | 0 | 0 | 0 | 0 | 0 | 0 | 0 | 0 |
| M.Lee | 2 | 0 | 2 | 0 | 0 | 0 | 0 | 0 | 0 | 0 | 0 | | 1 | 0 | 0 | 0 | 0 | 0 | 0 | 0 | 0 |
| M.Crosby | 2 | 0 | 2 | 0 | 0 | 1 | 0 | 0 | 0 | 0 | 0 | | 0 | 0 | 0 | 0 | 0 | 0 | 0 | 0 | 0 |
| N.Morrow | 1 | 1 | 2 | 0 | 0 | 0 | 1 | 0 | 0 | 0 | 0 | | 0 | 0 | 0 | 0 | 0 | 0 | 0 | 0 | 0 |
| P.Hall | 1 | 1 | 2 | 0 | 0 | 0 | 0 | 0 | 0 | 0 | 0 | | 0 | 0 | 0 | 0 | 0 | 0 | 0 | 0 | 0 |
| C.Ferrell | 1 | 0 | 1 | 0 | 0 | 0 | 2 | 0 | 0 | 0 | 0 | | 0 | 0 | 0 | 0 | 0 | 0 | 0 | 0 | 0 |
| P.Brown | 1 | 0 | 1 | 0 | 0 | 0 | 0 | 0 | 0 | 0 | 0 | | 0 | 0 | 0 | 0 | 0 | 0 | 0 | 0 | 0 |
| J.Mauro | 1 | 0 | 1 | 0 | 0 | 0 | 0 | 0 | 0 | 0 | 0 | | 0 | 0 | 0 | 0 | 0 | 0 | 0 | 0 | 0 |
| C.Riley | 0 | 1 | 1 | 0 | 0 | 0 | 0 | 0 | 0 | 0 | 0 | | 0 | 0 | 0 | 0 | 0 | 0 | 0 | 0 | 0 |
| M.Hurst | 0 | 0 | 0 | 0 | 0 | 0 | 0 | 1 | 1 | 0 | 0 | | 0 | 0 | 0 | 0 | 0 | 0 | 0 | 0 | 0 |
| N.Lawson | 0 | 0 | 0 | 0 | 0 | 0 | 0 | 0 | 1 | 0 | 0 | | 0 | 0 | 0 | 0 | 0 | 0 | 0 | 0 | 0 |
| K.Nixon | 0 | 0 | 0 | 0 | 0 | 0 | 0 | 0 | 0 | 0 | 0 | | 1 | 0 | 0 | 0 | 0 | 0 | 0 | 0 | 0 |
| Total | 44 | 15 | 59 | 0 | 0 | 1 | 3 | 1 | 4 | 0 | 0 | | 3 | 0 | 0 | 0 | 0 | 0 | 0 | 0 | 0 |

First Half Summary

| PERIOD SCORES | | TIME OF POSSESSION | |
|---------------|-----------|--------------------|-------|
| Titans | 7 14 = 21 | Titans | 14:49 |
| Raiders | 7 14 = 21 | Raiders | 15:11 |

| Scoring Plays | | | | | Visitor | Home |
|---------------|-----|-------|---|--|---------|------|
| Team | Qtr | Time | Play Description (Extra Point) (Drive Info) | | | |
| Raiders | 1 | 7:43 | D.Washington 14 yd. run (D.Carlson kick) (3-24, 1:17) | | 0 | 7 |
| Titans | 1 | 3:21 | D.Henry 12 yd. run (R.Succop kick) (8-74, 4:22) | | 7 | 7 |
| Titans | 2 | 14:04 | A.Brown 91 yd. pass from R.Tannehill (R.Succop kick) (1-91, 0:12) | | 14 | 7 |
| Raiders | 2 | 10:43 | R.Gafford 49 yd. pass from D.Carr (D.Carlson kick) (6-75, 3:21) | | 14 | 14 |
| Titans | 2 | 6:52 | A.Brown 16 yd. pass from R.Tannehill (R.Succop kick) (8-77, 3:51) | | 21 | 14 |
| Raiders | 2 | 0:24 | F.Moreau 1 yd. pass from D.Carr (D.Carlson kick) (14-71, 6:28) | | 21 | 21 |

| | Tennessee Titans | Oakland Raiders |
|--|------------------|-----------------|
| TOTAL FIRST DOWNS | 15 | 12 |
| First Downs Rushing-Passing-by Penalty | 6 - 8 - 1 | 4 - 7 - 1 |
| THIRD DOWN EFFICIENCY | 4-5-80% | 4-5-80% |
| TOTAL NET YARDS | 352 | 198 |
| Total Offensive Plays | 31 | 29 |
| NET YARDS RUSHING | 89 | 48 |
| NET YARDS PASSING | 263 | 150 |
| Gross Yards Passing | 263 | 150 |
| Times thrown-yards lost attempting to pass | 0-0 | 1-0 |
| Pass Attempts-Completions-Had Intercepted | 15 - 13 - 1 | 15 - 12 - 0 |
| Punts-Number and Average | 0 - 0 | 1 - 42 |
| Penalties-Number and Yards | 3 - 16 | 2 - 15 |
| Fumbles-Number and Lost | 0 - 0 | 0 - 0 |
| Red Zone Efficiency | 2-3-67% | 2-2-100% |
| Average Drive Start | TEN 22 | OAK 39 |

| Tennessee Titans | | | | | | | | | | Oakland Raiders | | | | | | | | | | | | | | | | | | | | | | | | | |
|------------------|--|--|--|--|--|-----|-----|------|----|-----------------|--------------|-----|-------|----|----|----------------|-------|---------|------|----|----|--|--|--|--|-----|-----|-----|------|-----|-------|----|----|----|-------|
| RUSHING | | | | | | ATT | YDS | AVG | LG | TD | RUSHING | | | | | | ATT | YDS | AVG | LG | TD | | | | | | | | | | | | | | |
| D.Henry | | | | | | 12 | 55 | 4.6 | 12 | 1 | D.Washington | | | | | | 7 | 28 | 4.0 | 14 | 1 | | | | | | | | | | | | | | |
| R.Tannehill | | | | | | 2 | 17 | 8.5 | 10 | 0 | J.Richard | | | | | | 4 | 19 | 4.8 | 10 | 0 | | | | | | | | | | | | | | |
| A.Brown | | | | | | 1 | 13 | 13.0 | 13 | 0 | D.Carr | | | | | | 1 | 2 | 2.0 | 2 | 0 | | | | | | | | | | | | | | |
| D.Lewis | | | | | | 1 | 4 | 4.0 | 4 | 0 | A.Ingold | | | | | | 1 | -1 | -1.0 | -1 | 0 | | | | | | | | | | | | | | |
| Total | | | | | | 16 | 89 | 5.6 | 13 | 1 | Total | | | | | | 13 | 48 | 3.7 | 14 | 1 | | | | | | | | | | | | | | |
| PASSING | | | | | | | | | | ATT | CMP | YDS | SK/YD | TD | LG | IN | RT | PASSING | | | | | | | | | | ATT | CMP | YDS | SK/YD | TD | LG | IN | RT |
| R.Tannehill | | | | | | | | | | 15 | 13 | 263 | 0/0 | 2 | 91 | 1 | 130.6 | D.Carr | | | | | | | | | | 15 | 12 | 150 | 1/0 | 2 | 49 | 0 | 147.9 |
| Total | | | | | | | | | | 15 | 13 | 263 | 0/0 | 2 | 91 | 1 | 130.6 | Total | | | | | | | | | | 15 | 12 | 150 | 1/0 | 2 | 49 | 0 | 147.9 |
| PASS RECEIVING | | | | | | | | | | TAR | REC | YDS | AVG | LG | TD | PASS RECEIVING | | | | | | | | | | TAR | REC | YDS | AVG | LG | TD | | | | |
| A.Brown | | | | | | | | | | 4 | 4 | 141 | 35.3 | 91 | 2 | D.Washington | | | | | | | | | | 4 | 4 | 25 | 6.3 | 9 | 0 | | | | |
| T.Sharpe | | | | | | | | | | 3 | 3 | 17 | 5.7 | 9 | 0 | D.Waller | | | | | | | | | | 3 | 3 | 43 | 14.3 | 25 | 0 | | | | |
| J.Smith | | | | | | | | | | 3 | 2 | 12 | 6.0 | 10 | 0 | F.Moreau | | | | | | | | | | 2 | 2 | 8 | 4.0 | 7 | 1 | | | | |
| A.Firkser | | | | | | | | | | 1 | 1 | 39 | 39.0 | 39 | 0 | R.Gafford | | | | | | | | | | 1 | 1 | 49 | 49.0 | 49 | 1 | | | | |
| C.Davis | | | | | | | | | | 2 | 1 | 24 | 24.0 | 24 | 0 | T.Williams | | | | | | | | | | 2 | 1 | 18 | 18.0 | 18 | 0 | | | | |
| K.Blasingame | | | | | | | | | | 1 | 1 | 24 | 24.0 | 24 | 0 | J.Richard | | | | | | | | | | 1 | 1 | 7 | 7.0 | 7 | 0 | | | | |
| D.Henry | | | | | | | | | | 1 | 1 | 6 | 6.0 | 6 | 0 | | | | | | | | | | | | | | | | | | | | |
| Total | | | | | | | | | | 15 | 13 | 263 | 20.2 | 91 | 2 | Total | | | | | | | | | | 13 | 12 | 150 | 12.5 | 49 | 2 | | | | |

| Tennessee Titans | Regular Defensive Plays | | | | | | | | | | | | Special Teams | | | | | Misc | | | |
|------------------|-------------------------|-----|------|----|-------|-----|---|----|----|----|----|-----|---------------|----|----|----|-----|------|----|----|---|
| | TKL | AST | COMB | SK | / YDS | TFL | Q | IN | PD | FF | FR | TKL | AST | FF | FR | BL | TKL | AST | FF | FR | |
| L.Ryan | 2 | 3 | 5 | 0 | 0 | 0 | 0 | 0 | 0 | 0 | 0 | 0 | 0 | 0 | 0 | 0 | 0 | 0 | 0 | 0 | 0 |
| J.Brown | 2 | 2 | 4 | 0 | 0 | 1 | 0 | 0 | 0 | 0 | 0 | 0 | 0 | 0 | 0 | 0 | 0 | 0 | 0 | 0 | 0 |
| H.Landry | 2 | 2 | 4 | 0 | 0 | 0 | 1 | 0 | 0 | 0 | 0 | 0 | 0 | 0 | 0 | 0 | 0 | 0 | 0 | 0 | 0 |
| K.Byard | 1 | 3 | 4 | 0 | 0 | 0 | 0 | 0 | 0 | 0 | 0 | 0 | 0 | 0 | 0 | 0 | 0 | 0 | 0 | 0 | 0 |
| Total | 7 | 10 | 17 | 0 | 0 | 1 | 1 | 0 | 0 | 0 | 0 | 0 | 0 | 0 | 0 | 0 | 0 | 0 | 0 | 0 | 0 |

First Half Summary

Play By Play

First Quarter

12/8/2019

OAK wins the coin toss and elects to defer. TEN elects to Receive, and OAK elects to defend the south goal.

Raiders Captains: #4 D. Carr; #29 L. Joyner; #59 T. Whitehead; #61 R. Hudson Titans Captains: #8 M. Mariota; #60 B. Jones; #31 K. Byard; #59 W. Woodyard; #99 J. Casey

D.Carlson kicks 64 yards from OAK 35 to TEN 1. K.Raymond to TEN 27 for 26 yards (M.Lee).

Tennessee Titans at 15:00, (1st play from scrimmage 14:55)

| | | |
|--------------------|--|----|
| 1-10-TEN 27 | (14:55) D.Henry right guard to TEN 34 for 7 yards (C.Ferrell). | |
| 2-3-TEN 34 | (14:30) (No Huddle) D.Henry left tackle to TEN 35 for 1 yard (M.Crosby). | |
| 3-2-TEN 35 | (13:51) (Shotgun) R.Tannehill pass short right to T.Sharpe to TEN 42 for 7 yards (E.Harris). | P1 |
| <u>1-10-TEN 42</u> | (13:09) (Shotgun) R.Tannehill pass short left to T.Sharpe to OAK 49 for 9 yards (L.Joyner). | |
| | Penalty on OAK-T.Mullen, Defensive Holding, declined. | |
| 2-1-OAK 49 | (12:51) D.Henry left tackle to OAK 49 for no gain (D.Jordan, T.Whitehead). | |
| 3-1-OAK 49 | (12:11) D.Henry left tackle to OAK 47 for 2 yards (T.Whitehead). | R2 |
| <u>1-10-OAK 47</u> | (11:36) A.Brown left end pushed ob at OAK 34 for 13 yards (E.Harris). | R3 |
| <u>1-10-OAK 34</u> | (11:01) (Shotgun) R.Tannehill pass short right to T.Sharpe to OAK 33 for 1 yard (L.Joyner). | |
| 2-9-OAK 33 | (10:19) D.Henry right tackle to OAK 21 for 12 yards (E.Harris, T.Whitehead). | R4 |
| <u>1-10-OAK 21</u> | (9:56) (No Huddle) R.Tannehill pass incomplete deep right to C.Davis [C.Ferrell]. | |
| 2-10-OAK 21 | (9:51) R.Tannehill pass short middle to J.Smith to OAK 19 for 2 yards (M.Lee, W.Compton). | |
| 3-8-OAK 19 | (9:10) (Shotgun) R.Tannehill pass short middle intended for J.Smith INTERCEPTED by M.Hurst (D.Jordan) at OAK 21. M.Hurst to TEN 24 for 55 yards (R.Tannehill). Passed tipped by #95 D.Jordan | |

Oakland Raiders at 9:00

| | | |
|--------------------|--|----|
| 1-10-TEN 24 | (9:00) D.Washington right tackle to TEN 21 for 3 yards (J.Casey; H.Landry). | |
| 2-7-TEN 21 | (8:33) (No Huddle, Shotgun) D.Carr pass short right to D.Waller to TEN 14 for 7 yards (K.Byard). | P1 |
| <u>1-10-TEN 14</u> | (7:49) D.Washington right tackle for 14 yards, TOUCHDOWN. | R2 |
| | D.Carlson extra point is GOOD, Center-T.Sieg, Holder-A.Cole. | |

TEN 0 OAK 7, 3 plays, 24 yards, 1:17 drive, 7:17 elapsed

D.Carlson kicks 62 yards from OAK 35 to TEN 3. K.Raymond to TEN 26 for 23 yards (T.Mullen).

Tennessee Titans at 7:43, (1st play from scrimmage 7:37)

| | | |
|--------------------|--|----|
| 1-10-TEN 26 | (7:37) D.Henry up the middle to TEN 23 for -3 yards (M.Crosby). | |
| 2-13-TEN 23 | (6:57) (Shotgun) R.Tannehill pass short middle to A.Brown to TEN 35 for 12 yards (E.Harris). | |
| 3-1-TEN 35 | (6:23) (No Huddle) D.Henry up the middle to TEN 47 for 12 yards (T.Mullen). | R5 |
| <u>1-10-TEN 47</u> | (5:47) D.Henry left tackle to OAK 47 for 6 yards (D.Worley; T.Whitehead). | |
| 2-4-OAK 47 | (5:08) R.Tannehill pass deep left to K.Blasingame to OAK 23 for 24 yards (W.Compton). | P6 |
| | Penalty on OAK-D.Worley, Defensive Holding, declined. | |
| <u>1-10-OAK 23</u> | (4:36) (Shotgun) D.Henry up the middle to OAK 22 for 1 yard (E.Harris). | |
| 2-9-OAK 22 | (4:02) (Shotgun) R.Tannehill pass short middle to J.Smith to OAK 12 for 10 yards (N.Morrow, D.Swearingen). | P7 |
| <u>1-10-OAK 12</u> | (3:27) D.Henry left end for 12 yards, TOUCHDOWN. | R8 |
| | R.Succop extra point is GOOD, Center-B.Brinkley, Holder-B.Kern. | |

TEN 7 OAK 7, 8 plays, 74 yards, 4:22 drive, 11:39 elapsed

R.Santoso kicks 66 yards from TEN 35 to OAK -1. J.Richard to OAK 25 for 26 yards (K.Vaccaro).

Oakland Raiders at 3:21, (1st play from scrimmage 3:16)

| | | |
|--------------------|---|----|
| 1-10-OAK 25 | (3:16) D.Washington left end to OAK 30 for 5 yards (R.Evans). | |
| 2-5-OAK 30 | (2:42) D.Carr pass incomplete deep right to T.Williams. | |
| 3-5-OAK 30 | (2:36) (Shotgun) D.Carr pass short left to T.Williams to OAK 48 for 18 yards (T.Smith). | P3 |
| <u>1-10-OAK 48</u> | (1:49) D.Washington left tackle to OAK 49 for 1 yard (R.Evans, J.Casey). | |
| 2-9-OAK 49 | (1:16) (No Huddle, Shotgun) PENALTY on TEN-J.Simmons, Neutral Zone Infraction, 5 yards, enforced at OAK 49 - No Play. | |
| 2-4-TEN 46 | (:55) D.Washington left end to TEN 48 for -2 yards (J.Simmons). | |
| 3-6-TEN 48 | (:15) (Shotgun) D.Carr pass short right to K.Doss to TEN 44 for 4 yards (T.Smith). FUMBLES (T.Smith), ball out of bounds at TEN 40. | |
| | PENALTY on OAK-B.Parker, Offensive Holding, 10 yards, enforced at TEN 48 - No Play. | |

END OF QUARTER

| | Score | Time Poss | First Downs | | | | Efficiencies | |
|------------------|-------|-----------|-------------|---|---|---|--------------|--------|
| | | | R | P | X | T | 3 Down | 4 Down |
| Tennessee Titans | 7 | 10:22 | 5 | 3 | 0 | 8 | 3/4 | 0/0 |
| Oakland Raiders | 7 | 4:38 | 1 | 2 | 0 | 3 | 1/1 | 0/0 |

Play By Play

Second Quarter

12/8/2019

Oakland Raiders continued.

- 3-16-OAK 42 (15:00) (Shotgun) D.Carr pass short middle to J.Richard to OAK 49 for 7 yards (K.Vaccaro; T.Smith).
 4-9-OAK 49 (14:23) A.Cole punts 42 yards to TEN 9, Center-T.Sieg, fair catch by K.Raymond.

Tennessee Titans at 14:16

- 1-10-TEN 9 (14:16) R.Tannehill pass deep middle to A.Brown for 91 yards, TOUCHDOWN [C.Ferrell].
 R.Succop extra point is GOOD, Center-B.Brinkley, Holder-B.Kern.

P9

TEN 14 OAK 7, 1 plays, 91 yards, 0:12 drive, 0:56 elapsed

R.Santoso kicks 65 yards from TEN 35 to end zone, Touchback.

Oakland Raiders at 14:04

- 1-10-OAK 25 (14:04) D.Carr pass short left to D.Washington to OAK 33 for 8 yards (J.Brown).
 2-2-OAK 33 (13:25) D.Carr sacked ob at OAK 33 for 0 yards (K.Correa).
 3-2-OAK 33 (12:53) J.Richard left tackle to OAK 43 for 10 yards (K.Vaccaro, I.Mack).
1-10-OAK 43 (12:12) J.Richard left tackle to OAK 47 for 4 yards (I.Mack).
 2-6-OAK 47 (11:36) (Shotgun) D.Carr pass short left to D.Washington to TEN 49 for 4 yards (R.Evans, L.Ryan).
 3-2-TEN 49 (10:50) (Shotgun) D.Carr pass deep right to R.Gafford for 49 yards, TOUCHDOWN.
 D.Carlson extra point is GOOD, Center-T.Sieg, Holder-A.Cole.

R4

P5

TEN 14 OAK 14, 6 plays, 75 yards, 3:21 drive, 4:17 elapsed

D.Carlson kicks 64 yards from OAK 35 to TEN 1. K.Raymond pushed ob at TEN 23 for 22 yards (K.Nixon).

Tennessee Titans at 10:43, (1st play from scrimmage 10:38)

- 1-10-TEN 23 (10:38) R.Tannehill pass short right to A.Brown to TEN 45 for 22 yards (E.Harris).
1-10-TEN 45 (9:53) (No Huddle) D.Henry left guard to TEN 49 for 4 yards (J.Hankins).
 2-6-TEN 49 (9:23) (No Huddle) R.Tannehill scrambles right end pushed ob at OAK 41 for 10 yards (T.Whitehead).
1-10-OAK 41 (8:50) D.Lewis up the middle to OAK 37 for 4 yards (D.Worley, P.Hall).
 2-6-OAK 37 (8:25) (No Huddle) R.Tannehill pass short middle to C.Davis pushed ob at OAK 13 for 24 yards (T.Mullen). TEN-A.Brown was injured during the play. His return is Probable.
1-10-OAK 13 (8:08) R.Tannehill pass short middle to D.Henry to OAK 7 for 6 yards (P.Brown).
 2-4-OAK 7 (7:43) (No Huddle, Shotgun) D.Henry up the middle to OAK 6 for 1 yard (J.Mauro, J.Hankins).
 3-3-OAK 6 (7:04) (Shotgun) R.Tannehill pass short left to A.Firkser for 6 yards, TOUCHDOWN NULLIFIED by Penalty.
 PENALTY on TEN-N.Davis, Offensive Holding, 10 yards, enforced at OAK 6 - No Play.
 3-13-OAK 16 (6:58) (Shotgun) R.Tannehill pass short middle to A.Brown for 16 yards, TOUCHDOWN.
 R.Succop extra point is GOOD, Center-B.Brinkley, Holder-B.Kern.

P10

R11

P12

P13

TEN 21 OAK 14, 8 plays, 77 yards, 3:51 drive, 8:08 elapsed

R.Santoso kicks 65 yards from TEN 35 to OAK 0. J.Richard to OAK 29 for 29 yards (C.Hollister, K.Orr).

Oakland Raiders at 6:52, (1st play from scrimmage 6:45)

- 1-10-OAK 29 (6:45) (Shotgun) D.Carr pass short right to D.Washington to OAK 38 for 9 yards (T.Smith, J.Brown).
 2-1-OAK 38 (6:08) D.Washington right tackle to OAK 39 for 1 yard (D.Jones; H.Landry).
1-10-OAK 39 (5:28) D.Carr pass short left to D.Washington to OAK 43 for 4 yards (L.Ryan).
 2-6-OAK 43 (4:48) (Shotgun) D.Carr pass short right to F.Moreau to 50 for 7 yards (L.Ryan; K.Byard).
1-10-50 (3:59) J.Richard left tackle to 50 for no gain (H.Landry).
 2-10-50 (3:23) (No Huddle, Shotgun) D.Carr scrambles right tackle to TEN 48 for 2 yards (K.Vaccaro).
 3-8-TEN 48 (2:36) (Shotgun) D.Carr pass short middle to D.Waller to TEN 37 for 11 yards (L.Ryan; J.Brown).

R6

P7

P8

Two-Minute Warning

- 1-10-TEN 37 (2:00) D.Washington right tackle to TEN 31 for 6 yards (I.Mack, K.Byard).
 2-4-TEN 31 (1:18) J.Richard left end pushed ob at TEN 26 for 5 yards (H.Landry).
1-10-TEN 26 (1:14) D.Carr pass incomplete short right.
 2-10-TEN 26 (1:07) (Shotgun) D.Carr pass deep left to D.Waller to TEN 1 for 25 yards (L.Ryan, K.Byard).
 Timeout #1 by OAK at 00:47.
1-1-TEN 1 (:47) A.Ingold up the middle to TEN 2 for -1 yards (J.Brown).
 Timeout #2 by OAK at 00:35.
 Timeout #1 by TEN at 00:35.
 2-2-TEN 2 (:35) (Shotgun) D.Carr pass incomplete short middle to D.Waller.

R9

P10

Tennessee Titans vs Oakland Raiders at Oakland-Alameda County Coliseum

PENALTY on TEN-R.Evans, Defensive Pass Interference, 1 yard, enforced at TEN 2 - No Play.

X11

1-1-TEN 1 (:33) D.Good reported in as eligible. D.Carr pass incomplete short right [H.Landry].

2-1-TEN 1 (:28) D.Carr pass short right to F.Moreau for 1 yard, TOUCHDOWN.

P12

D.Carlson extra point is GOOD, Center-T.Sieg, Holder-A.Cole.

TEN 21 OAK 21, 14 plays, 71 yards, 1 penalty, 6:28 drive, 14:36 elapsed

D.Carlson kicks 65 yards from OAK 35 to end zone, Touchback.

Tennessee Titans at 0:24

1-10-TEN 25 (:24) (Shotgun) R.Tannehill pass incomplete short left to A.Brown [D.Jordan].

PENALTY on OAK-L.Joyner, Defensive Holding, 5 yards, enforced at TEN 25 - No Play.

X14

1-10-TEN 30 (:19) (Shotgun) R.Tannehill pass deep middle to A.Firkser to OAK 31 for 39 yards (C.Riley; N.Morrow).

P15

Timeout #2 by TEN at 00:12.

1-10-OAK 31 (:12) (Shotgun) R.Tannehill scrambles right end to OAK 24 for 7 yards (T.Whitehead).

Timeout #3 by TEN at 00:04.

2-3-OAK 24 (:04) R.Succop 42 yard field goal is No Good, Hit Left Upright, Center-B.Brinkley, Holder-B.Kern.

END OF QUARTER

| | Score | Time Poss | First Downs | | | | Efficiencies | |
|------------------|-------|-----------|-------------|---|---|---|--------------|--------|
| | | | R | P | X | T | 3 Down | 4 Down |
| Tennessee Titans | 21 | 4:27 | 1 | 5 | 1 | 7 | 1/1 | 0/0 |
| Oakland Raiders | 21 | 10:33 | 3 | 5 | 1 | 9 | 3/4 | 0/0 |

Play By Play

Third Quarter

12/8/2019

OAK elects to Receive, and TEN elects to defend the North goal.

R.Santoso kicks 64 yards from TEN 35 to OAK 1. J.Richard to OAK 17 for 16 yards (J.Kalu).

Oakland Raiders at 15:00, (1st play from scrimmage 14:56)

| | | |
|--------------------|---|-----|
| 1-10-OAK 17 | (14:56) D.Washington left guard to OAK 22 for 5 yards (J.Simmons; D.Jones). | |
| 2-5-OAK 22 | (14:12) (No Huddle, Shotgun) D.Carr scrambles up the middle to OAK 37 for 15 yards (K.Byard). | R13 |
| | PENALTY on TEN-L.Ryan, Defensive Holding, 5 yards, enforced at OAK 37. | X14 |
| <u>1-10-OAK 42</u> | (13:46) D.Carr pass short right to Z.Jones pushed ob at OAK 47 for 5 yards (J.Brown; T.Smith). | |
| | Timeout #1 by OAK at 13:07. | |
| 2-5-OAK 47 | (13:07) D.Washington right tackle to TEN 47 for 6 yards (J.Simmons, H.Landry). | R15 |
| <u>1-10-TEN 47</u> | (12:24) (Shotgun) D.Carr pass short middle to F.Moreau pushed ob at TEN 41 for 6 yards (A.Hooker). OAK-F.Moreau was injured during the play. He is Out. | |
| 2-4-TEN 41 | (11:58) D.Washington left tackle to TEN 39 for 2 yards (J.Simmons; L.Ryan). | |
| 3-2-TEN 39 | (11:18) (Shotgun) D.Carr sacked at TEN 43 for -4 yards (J.Simmons). | |
| 4-6-TEN 43 | (10:35) A.Cole punts 37 yards to TEN 6, Center-T.Sieg, downed by OAK-E.Harris. | |

Tennessee Titans at 10:26

| | | |
|------------|---|--|
| 1-10-TEN 6 | (10:26) D.Henry left tackle to TEN 8 for 2 yards (M.Lee). | |
| 2-8-TEN 8 | (9:43) D.Henry up the middle to TEN 10 for 2 yards (P.Hall). | |
| 3-6-TEN 10 | (8:59) (Shotgun) R.Tannehill pass incomplete short right to C.Davis [N.Morrow]. | |
| 4-6-TEN 10 | (8:56) B.Kern punts 55 yards to OAK 35, Center-B.Brinkley. J.Richard to OAK 47 for 12 yards (D.Long). | |

Oakland Raiders at 8:46

| | | |
|-------------|---|--|
| 1-10-OAK 47 | (8:46) D.Washington right guard to OAK 49 for 2 yards (L.Ryan; A.Johnson). | |
| 2-8-OAK 49 | (8:21) (No Huddle, Shotgun) D.Carr pass incomplete short right to D.Washington. | |
| 3-8-OAK 49 | (8:16) (Shotgun) D.Carr pass incomplete short middle to Z.Jones. | |
| 4-8-OAK 49 | (8:11) A.Cole punts 40 yards to TEN 11, Center-T.Sieg, fair catch by K.Raymond. | |

Tennessee Titans at 8:04

| | | |
|--------------------|--|-----|
| 1-10-TEN 11 | (8:04) R.Tannehill pass incomplete deep right to K.Raymond. | |
| 2-10-TEN 11 | (7:58) R.Tannehill pass short right to K.Blasingame pushed ob at TEN 34 for 23 yards (T.Whitehead). | P16 |
| <u>1-10-TEN 34</u> | (7:20) D.Henry left guard to TEN 38 for 4 yards (D.Swearinger). | |
| 2-6-TEN 38 | (6:41) R.Tannehill pass short right to C.Davis to TEN 48 for 10 yards (T.Mullen). | P17 |
| <u>1-10-TEN 48</u> | (6:10) (No Huddle, Shotgun) R.Tannehill pass deep right to M.Pruitt to OAK 10 for 42 yards (D.Swearinger). | P18 |
| <u>1-10-OAK 10</u> | (5:40) (No Huddle, Shotgun) D.Henry up the middle for 10 yards, TOUCHDOWN. | R19 |
| | R.Succop extra point is GOOD, Center-B.Brinkley, Holder-B.Kern. | |

TEN 28 OAK 21, 6 plays, 89 yards, 2:28 drive, 9:24 elapsed

R.Santoso kicks 55 yards from TEN 35 to OAK 10. J.Richard to OAK 30 for 20 yards (D.Cruikshank; D.Long).

Oakland Raiders at 5:36, (1st play from scrimmage 5:31)

| | | |
|-------------|---|--|
| 1-10-OAK 30 | (5:31) J.Richard left tackle to OAK 37 for 7 yards (R.Evans; J.Brown). | |
| 2-3-OAK 37 | (4:50) J.Richard up the middle to OAK 36 for -1 yards (J.Casey; L.Ryan). | |
| 3-4-OAK 36 | (4:09) (Shotgun) D.Carr pass short left to T.Williams to OAK 37 for 1 yard (T.Smith). | |
| 4-3-OAK 37 | (3:28) A.Cole punts 47 yards to TEN 16, Center-T.Sieg, fair catch by K.Raymond. | |

Tennessee Titans at 3:22

| | | |
|--------------------|---|-----|
| 1-10-TEN 16 | (3:22) D.Henry left guard to TEN 22 for 6 yards (D.Swearinger). | |
| 2-4-TEN 22 | (2:50) (No Huddle) R.Tannehill pass incomplete short middle to A.Brown (D.Worley). | |
| 3-4-TEN 22 | (2:47) (Shotgun) R.Tannehill pass short left to T.Sharpe to TEN 30 for 8 yards (T.Whitehead). | P20 |
| <u>1-10-TEN 30</u> | (2:07) D.Henry left tackle to OAK 46 for 24 yards (D.Worley). OAK-D.Worley was injured during the play. | R21 |
| <u>1-10-OAK 46</u> | (1:29) D.Lewis right guard to OAK 40 for 6 yards (D.Jordan). | |
| 2-4-OAK 40 | (:53) (No Huddle) R.Tannehill pass incomplete deep left to A.Brown (N.Lawson). | |
| 3-4-OAK 40 | (:46) (Shotgun) R.Tannehill pass short right to K.Raymond to OAK 29 for 11 yards (L.Joyner). | P22 |

END OF QUARTER

| | Score | Time Poss | First Downs | | | | Efficiencies | |
|------------------|-------|-----------|-------------|---|---|---|--------------|--------|
| | | | R | P | X | T | 3 Down | 4 Down |
| Tennessee Titans | 28 | 7:30 | 2 | 5 | 0 | 7 | 2/3 | 0/0 |
| Oakland Raiders | 21 | 7:30 | 2 | 0 | 1 | 3 | 0/3 | 0/0 |

Play By Play

Fourth Quarter

12/8/2019

Tennessee Titans continued.

| | | |
|---|---|-----|
| <u>1-10-OAK 29</u> | (15:00) (Shotgun) R.Tannehill pass short left to A.Brown to OAK 17 for 12 yards (D.Worley). | P23 |
| <u>1-10-OAK 17</u> | (14:36) (No Huddle) R.Tannehill pass deep left to J.Smith for 17 yards, TOUCHDOWN. | P24 |
| R.Succop extra point is GOOD, Center-B.Brinkley, Holder-B.Kern. | | |

TEN 35 OAK 21, 9 plays, 84 yards, 3:53 drive, 0:31 elapsed

R.Santoso kicks 65 yards from TEN 35 to end zone, Touchback.

Oakland Raiders at 14:29

| | | |
|--------------------|--|-----|
| 1-10-OAK 25 | (14:29) (Shotgun) D.Carr pass short middle to K.Doss to OAK 30 for 5 yards (R.Evans). | |
| 2-5-OAK 30 | (13:56) D.Carr pass short middle to D.Waller to OAK 45 for 15 yards (K.Byard). | P16 |
| <u>1-10-OAK 45</u> | (13:25) (No Huddle, Shotgun) D.Carr pass short left to D.Waller to OAK 48 for 3 yards (T.Smith). FUMBLES (T.Smith), RECOVERED by TEN-J.Brown at OAK 47. J.Brown for 47 yards, TOUCHDOWN. | |

Tennessee Titans at 13:12

R.Succop extra point is GOOD, Center-B.Brinkley, Holder-B.Kern.

TEN 42 OAK 21, 0 plays, 47 yards, 0:00 drive , 1:48 elapsed

R.Santoso kicks 65 yards from TEN 35 to end zone, Touchback.

Oakland Raiders at 13:12

| | | |
|--------------------|--|-----|
| 1-10-OAK 25 | (13:12) (Shotgun) J.Richard left tackle to OAK 28 for 3 yards (D.Long; J.Casey). | |
| 2-7-OAK 28 | (12:41) (No Huddle, Shotgun) D.Carr pass short left to J.Richard to OAK 39 for 11 yards (T.Smith). | P17 |
| <u>1-10-OAK 39</u> | (12:08) (No Huddle, Shotgun) D.Carr pass short middle to K.Doss to TEN 49 for 12 yards (L.Ryan). | P18 |
| <u>1-10-TEN 49</u> | (11:32) (No Huddle, Shotgun) D.Carr pass incomplete short right to J.Richard. | |
| 2-10-TEN 49 | (11:28) (Shotgun) D.Carr pass short right to D.Washington to OAK 45 for -6 yards (D.Long). | |
| 3-16-OAK 45 | (10:45) (Shotgun) D.Carr pass incomplete deep middle to Z.Jones. | |
| 4-16-OAK 45 | (10:36) A.Cole punts 55 yards to end zone, Center-T.Sieg, Touchback. | |

Tennessee Titans at 10:27

| | | |
|-------------|--|--|
| 1-10-TEN 20 | (10:27) D.Lewis up the middle to TEN 20 for no gain (J.Hankins, D.Swearinger). | |
| 2-10-TEN 20 | (9:42) (No Huddle) D.Lewis up the middle to TEN 20 for no gain (D.Swearinger, J.Hankins). | |
| 3-10-TEN 20 | (8:57) (Shotgun) R.Tannehill pass short left to D.Lewis to TEN 25 for 5 yards (T.Whitehead). | |
| 4-5-TEN 25 | (7:53) B.Kern punts 47 yards to OAK 28, Center-B.Brinkley, fair catch by J.Richard. | |

Oakland Raiders at 7:46

| | | |
|--------------------|---|-----|
| 1-10-OAK 28 | (7:46) (Shotgun) D.Carr pass short middle to D.Waller to OAK 40 for 12 yards (K.Byard). | P19 |
| <u>1-10-OAK 40</u> | (7:19) (No Huddle, Shotgun) D.Carr pass short middle to K.Doss to OAK 49 for 9 yards (T.Smith; J.Brown). | |
| 2-1-OAK 49 | (6:52) (No Huddle, Shotgun) D.Washington left guard to TEN 42 for 9 yards (R.Gilbert). | R20 |
| <u>1-10-TEN 42</u> | (6:23) (No Huddle, Shotgun) D.Carr pass short middle to T.Williams to TEN 26 for 16 yards (K.Byard). | P21 |
| <u>1-10-TEN 26</u> | (5:53) (No Huddle, Shotgun) D.Carr pass short middle to D.Washington to TEN 2 for 24 yards (T.Brock; A.Hooker). | P22 |
| <u>1-2-TEN 2</u> | (5:18) (Shotgun) D.Washington up the middle to TEN 1 for 1 yard (K.Correa, R.Gilbert). | |
| 2-1-TEN 1 | (4:36) (Shotgun) D.Carr pass incomplete short right. | |
| 3-1-TEN 1 | (4:32) (Shotgun) D.Washington up the middle to TEN 1 for no gain (J.Casey). | |
| 4-1-TEN 1 | (3:50) (Shotgun) D.Carr pass incomplete short right. | |

Tennessee Titans at 3:41

| | | |
|-----------------------------|--|-----|
| 1-10-TEN 2 | (3:41) D.Lewis up the middle to TEN 2 for no gain (D.Worley). | |
| 2-10-TEN 2 | (3:00) PENALTY on OAK-J.Hankins, Encroachment, 5 yards, enforced at TEN 2 - No Play. | |
| 2-5-TEN 7 | (2:59) D.Lewis left end to TEN 11 for 4 yards (D.Worley; T.Whitehead). | |
| Timeout #2 by OAK at 02:50. | | |
| 3-1-TEN 11 | (2:50) R.Tannehill right tackle to TEN 14 for 3 yards (E.Harris, T.Whitehead). | R25 |
| <u>1-10-TEN 14</u> | (2:07) D.Lewis left end pushed ob at TEN 19 for 5 yards (D.Worley). | |

Two-Minute Warning

| | | |
|--------------------|--|-----|
| 2-5-TEN 19 | (2:00) D.Lewis right tackle to TEN 20 for 1 yard (W.Compton). | |
| 3-4-TEN 20 | (1:23) D.Lewis up the middle to TEN 26 for 6 yards (D.Worley). | R26 |
| <u>1-10-TEN 26</u> | (:38) R.Tannehill kneels to TEN 25 for -1 yards. | |

| Tennessee Titans vs Oakland Raiders at Oakland-Alameda County Coliseum | | | | | | | | |
|--|-------|------|-------------|---|---|---|--------------|--------|
| END OF QUARTER | Score | Time | First Downs | | | | Efficiencies | |
| | | Poss | R | P | X | T | 3 Down | 4 Down |
| Tennessee Titans | 42 | 6:53 | 2 | 2 | 0 | 4 | 2/3 | 0/0 |
| Oakland Raiders | 21 | 8:07 | 1 | 6 | 0 | 7 | 0/2 | 0/1 |

Miscellaneous Statistics Report

Tennessee Titans vs Oakland Raiders
12/8/2019 at Oakland-Alameda County Coliseum

Ten Longest Plays for Tennessee Titans

| Yards | Qtr | Play Start | Play Description |
|-------|-----|-------------|---|
| 91 | 2 | 1-10-TEN 9 | (14:16) R.Tannehill pass deep middle to A.Brown for 91 yards, TOUCHDOWN [C.Ferrell]. |
| 42 | 3 | 1-10-TEN 48 | (6:10) (No Huddle, Shotgun) R.Tannehill pass deep right to M.Pruitt to OAK 10 for 42 yards (D.Swearingen). |
| 39 | 2 | 1-10-TEN 30 | (:19) (Shotgun) R.Tannehill pass deep middle to A.Firkser to OAK 31 for 39 yards (C.Riley; N.Morrow). |
| 24 | 1 | 2-4-OAK 47 | (5:08) R.Tannehill pass deep left to K.Blasingame to OAK 23 for 24 yards (W.Compton). Penalty on OAK-D.Worley, Defensive Holding, declined. |
| 24 | 2 | 2-6-OAK 37 | (8:25) (No Huddle) R.Tannehill pass short middle to C.Davis pushed ob at OAK 13 for 24 yards (T.Mullen). TEN-A.Brown was injured during the play. His return is Probable. |
| 24 | 3 | 1-10-TEN 30 | (2:07) D.Henry left tackle to OAK 46 for 24 yards (D.Worley). OAK-D.Worley was injured during the play. |
| 23 | 3 | 2-10-TEN 11 | (7:58) R.Tannehill pass short right to K.Blasingame pushed ob at TEN 34 for 23 yards (T.Whitehead). |
| 22 | 2 | 1-10-TEN 23 | (10:38) R.Tannehill pass short right to A.Brown to TEN 45 for 22 yards (E.Harris). |
| 17 | 4 | 1-10-OAK 17 | (14:36) (No Huddle) R.Tannehill pass deep left to J.Smith for 17 yards, TOUCHDOWN. |
| 16 | 2 | 3-13-OAK 16 | (6:58) (Shotgun) R.Tannehill pass short middle to A.Brown for 16 yards, TOUCHDOWN. |

Ten Longest Plays for Oakland Raiders

| Yards | Qtr | Play Start | Play Description |
|-------|-----|-------------|---|
| 49 | 2 | 3-2-TEN 49 | (10:50) (Shotgun) D.Carr pass deep right to R.Gafford for 49 yards, TOUCHDOWN. |
| 25 | 2 | 2-10-TEN 26 | (1:07) (Shotgun) D.Carr pass deep left to D.Waller to TEN 1 for 25 yards (L.Ryan, K.Byard). |
| 24 | 4 | 1-10-TEN 26 | (5:53) (No Huddle, Shotgun) D.Carr pass short middle to D.Washington to TEN 2 for 24 yards (T.Brock; A.Hooker). |
| 20 | 3 | 2-5-OAK 22 | (14:12) (No Huddle, Shotgun) D.Carr scrambles up the middle to OAK 37 for 15 yards (K.Byard). |
| 18 | 1 | 3-5-OAK 30 | (2:36) (Shotgun) D.Carr pass short left to T.Williams to OAK 48 for 18 yards (T.Smith). |
| 16 | 4 | 1-10-TEN 42 | (6:23) (No Huddle, Shotgun) D.Carr pass short middle to T.Williams to TEN 26 for 16 yards (K.Byard). |
| 15 | 4 | 2-5-OAK 30 | (13:56) D.Carr pass short middle to D.Waller to OAK 45 for 15 yards (K.Byard). |
| 14 | 1 | 1-10-TEN 14 | (7:49) D.Washington right tackle for 14 yards, TOUCHDOWN. |
| 12 | 4 | 1-10-OAK 39 | (12:08) (No Huddle, Shotgun) D.Carr pass short middle to K.Doss to TEN 49 for 12 yards (L.Ryan). |
| 12 | 4 | 1-10-OAK 28 | (7:46) (Shotgun) D.Carr pass short middle to D.Waller to OAK 40 for 12 yards (K.Byard). |

Touchdown Scoring Information

| | | Offense | Defense | Special Teams |
|---------|------------------|---------|---------|---------------|
| VISITOR | Tennessee Titans | 5 | 1 | 0 |
| HOME | Oakland Raiders | 3 | 0 | 0 |

Player Scoring Information

| Club | Player | TD | Rush TD | Rec TD | KO TD | Punt TD | Int TD | Fum TD | Misc TD | FG | XP | 2Pt Rush | 2Pt Rec | Sfty | Points |
|------|--------------|----|---------|--------|-------|---------|--------|--------|---------|----|----|----------|---------|------|--------|
| TEN | D.Henry | 0 | 2 | 0 | 0 | 0 | 0 | 0 | 0 | 0 | 0 | 0 | 0 | 0 | 12 |
| TEN | A.Brown | 0 | 0 | 2 | 0 | 0 | 0 | 0 | 0 | 0 | 0 | 0 | 0 | 0 | 12 |
| TEN | J.Smith | 0 | 0 | 1 | 0 | 0 | 0 | 0 | 0 | 0 | 0 | 0 | 0 | 0 | 6 |
| TEN | R.Succop | 0 | 0 | 0 | 0 | 0 | 0 | 0 | 0 | 0 | 6 | 0 | 0 | 0 | 6 |
| OAK | D.Washington | 0 | 1 | 0 | 0 | 0 | 0 | 0 | 0 | 0 | 0 | 0 | 0 | 0 | 6 |
| OAK | R.Gafford | 0 | 0 | 1 | 0 | 0 | 0 | 0 | 0 | 0 | 0 | 0 | 0 | 0 | 6 |
| OAK | F.Moreau | 0 | 0 | 1 | 0 | 0 | 0 | 0 | 0 | 0 | 0 | 0 | 0 | 0 | 6 |
| OAK | D.Carson | 0 | 0 | 0 | 0 | 0 | 0 | 0 | 0 | 0 | 3 | 0 | 0 | 0 | 3 |

Possession Detail

| | First Half | | Second Half | | Game | |
|-----------------------------|------------|------|-------------|-------|---------|-------|
| | Visitor | Home | Visitor | Home | Visitor | Home |
| Largest Lead | 7 | 7 | 21 | 0 | 21 | 7 |
| Drives Leading | 1 | 0 | 3 | 0 | 4 | 0 |
| Time of Possession Leading | 0:12 | 0:00 | 10:15 | 0:00 | 10:27 | 0:00 |
| Largest Deficit | -7 | -7 | 0 | -21 | -7 | -21 |
| Drives Trailing | 1 | 2 | 0 | 4 | 1 | 6 |
| Time of Possession Trailing | 4:22 | 9:49 | 0:00 | 10:21 | 4:22 | 20:10 |
| Times Score Tied Up | | 3 | | 0 | | 3 |
| Lead Changes | | 3 | | 1 | | 4 |

Playtime Percentage

Percent of playtime per player on offense, defense and special teams

| Tennessee Titans | | | | | | Oakland Raiders | | | | | |
|------------------|----|---------|---------|---------------|-----|-----------------|----|---------|---------|---------------|-----|
| | | Offense | Defense | Special Teams | | | | Offense | Defense | Special Teams | |
| R Saffold | G | 61 100% | | 7 | 25% | R Incognito | G | 62 100% | | 3 | 11% |
| N Davis | G | 61 100% | | 7 | 25% | G Jackson | G | 62 100% | | 3 | 11% |
| J Conklin | T | 61 100% | | 7 | 25% | K Miller | T | 62 100% | | 3 | 11% |
| T Lewan | T | 61 100% | | 7 | 25% | B Parker | T | 62 100% | | 3 | 11% |
| R Tannehill | QB | 61 100% | | | | D Carr | QB | 62 100% | | | |
| B Jones | C | 61 100% | | | | R Hudson | C | 62 100% | | | |
| A Brown | WR | 51 84% | | | | D Waller | TE | 60 97% | | | |
| J Smith | TE | 48 79% | | 4 | 14% | Z Jones | WR | 52 84% | | | |
| C Davis | WR | 46 75% | | | | T Williams | WR | 51 82% | | | |
| D Henry | RB | 37 61% | | | | D Washington | RB | 39 63% | | | |
| M Pruitt | TE | 33 54% | | 20 | 71% | K Doss | WR | 28 45% | | | |
| T Sharpe | WR | 29 48% | | | | F Moreau | TE | 25 40% | | 8 | 29% |
| D Lewis | RB | 23 38% | | | | J Richard | RB | 24 39% | | 9 | 32% |
| K Blasingame | FB | 13 21% | | 15 | 54% | R Gafford | WR | 12 19% | | | |
| K Raymond | WR | 12 20% | | 16 | 57% | D Carrier | TE | 8 13% | | 21 | 75% |
| A Firkser | TE | 12 20% | | 6 | 21% | A Ingold | FB | 8 13% | | 13 | 46% |
| C Hollister | WR | 1 2% | | 5 | 18% | M Ateman | WR | 2 3% | | 9 | 32% |
| L Ryan | CB | | 62 100% | 2 | 7% | D Good | G | 1 2% | | 3 | 11% |
| K Byard | FS | | 62 100% | 2 | 7% | E Harris | SS | | 61 100% | 11 | 39% |
| J Brown | LB | | 62 100% | | | T Whitehead | LB | | 61 100% | | |
| T Smith | CB | | 59 95% | 8 | 29% | D Worley | CB | | 59 97% | 10 | 36% |
| H Landry | LB | | 58 94% | 3 | 11% | T Mullen | CB | | 58 95% | 4 | 14% |
| R Evans | LB | | 50 81% | | | D Swearinger | SS | | 50 82% | | |
| T Brock | CB | | 50 81% | | | M Crosby | DE | | 40 66% | 9 | 32% |
| J Casey | DT | | 48 77% | | | J Hankins | DT | | 37 61% | 7 | 25% |
| J Simmons | DT | | 36 58% | 6 | 21% | M Hurst | DT | | 36 59% | 7 | 25% |
| A Hooker | FS | | 35 56% | 21 | 75% | P Hall | DT | | 36 59% | | |
| D Jones | NT | | 34 55% | 6 | 21% | M Lee | LB | | 33 54% | 23 | 82% |
| K Vaccaro | SS | | 31 50% | 2 | 7% | D Jordan | DE | | 32 52% | 9 | 32% |
| K Correa | LB | | 28 45% | 7 | 25% | C Ferrell | DE | | 28 46% | 7 | 25% |
| A Johnson | NT | | 19 31% | 13 | 46% | L Joyner | FS | | 28 46% | | |
| R Gilbert | DE | | 18 29% | | | N Morrow | LB | | 25 41% | 20 | 71% |
| D Long | LB | | 14 23% | 15 | 54% | J Mauro | DE | | 21 34% | 7 | 25% |
| I Mack | DT | | 12 19% | 6 | 21% | P Brown | LB | | 17 28% | | |
| S Finch | LB | | 2 3% | 16 | 57% | W Compton | LB | | 16 26% | 16 | 57% |
| W Woodyard | LB | | 2 3% | 12 | 43% | B Mayowa | DE | | 13 21% | | |
| D Cruikshank | SS | | | 21 | 75% | C Riley | FS | | 11 18% | 21 | 75% |
| J Kalu | CB | | | 18 | 64% | N Lawson | CB | | 9 15% | 21 | 75% |
| K Orr | CB | | | 10 | 36% | D Leavitt | SS | | | 18 | 64% |
| B Kern | P | | | 9 | 32% | K Nixon | CB | | | 17 | 61% |
| B Brinkley | LS | | | 9 | 32% | T Sieg | LS | | | 8 | 29% |
| D Kelly | T | | | 7 | 25% | A Cole | P | | | 8 | 29% |
| R Succop | K | | | 7 | 25% | D Carlson | K | | | 7 | 25% |
| R Santoso | P | | | 7 | 25% | D Sharpe | T | | | 3 | 11% |
| J Douglas | G | | | 7 | 25% | | | | | | |

TITANS COME UP SHORT IN 24-21 LOSS TO TEXANS

**BY JIM WYATT
TITANS ONLINE
DECEMBER 16, 2019**

NASHVILLE – The Titans left Code Blue feeling blue.

A second-half comeback energized Nissan Stadium on Sunday, but in the end the Titans fell short in a 24-21 loss to the Texans in a critical AFC South contest.

“It’s hugely disappointing,” said Titans quarterback Ryan Tannehill. “I was excited about the opportunity -- I think our entire team was, and we didn’t come out and play well early. And when you play against good teams in this league you have to play them for four quarters, not two.”

Tannehill completed 22-of-36 passes for 279 yards and two touchdowns in the contest, while running back Derrick Henry carried the ball for 86 yards on 21 carries in the game. Receiver A.J. Brown turned in another stellar performance, catching eight passes for 114 yards and a touchdown.

But the Titans had trouble stopping the Texans on a day when they made too many mistakes in all three phases of the game.

Quarterback Deshaun Watson threw for 243 yards and two touchdown passes for the Texans – receiver DeAndre Hopkins had 119 receiving yards, and receiver Kenny Stills had two touchdown catches. It was too much to overcome for the Titans, who saw a huge 14-point swing early change the game.

The Titans dropped to 8-6 with the loss, and now trail the Texans (9-5) in the AFC South with two games left in the regular season. The loss snapped a four-game winning streak for the Titans, who had won six of seven games heading into Sunday’s contest.

“I am going to try and focus on some of the things that I saw when

(players) came back, and fought back, but that’s going to be hard to do right now (after the loss),” Titans coach Mike Vrabel said. “I would say that we have to all do a better job of preparing and ultimately coaching and playing on Sunday.”

With the Titans trailing 14-0 in the third quarter, Tannehill scored on a one-yard touchdown run on a fourth-and-goal play, which capped off a 15-play, 76-yard drive that took 9:26 off the clock to make it 14-7.

With a second-and-goal at the Tennessee four-yard line, the Texans were on the verge of extending their lead. But defensive lineman Jeffery Simmons tipped a pass from Watson and linebacker Jayon Brown intercepted it in the end zone.

The Titans then tied the game at 14-14 on a five-yard touchdown pass from Tannehill to A.J. Brown, which sent the Nissan Stadium crowd into a frenzy. The score was set up by a 57-yard run by Jonnu Smith, who lined up in the backfield, took the pitch, and sprinted deep into Houston territory.

But the Texans reclaimed the lead on a 10-yard touchdown run by Carlos Hyde with 10:34 left, and a field goal by kicker Ka’imi Fairbairn made it 24-14 with 3:26 left.

The Titans cut the lead to 24-21 on a touchdown pass from Tannehill to running back Dion Lewis with 2:04 left, but couldn’t recover the onside kick and the Texans ran the clock down to just 28 seconds before punting it away. When the Titans got the ball, they couldn’t do anything with it and time expired with the Texans celebrating.

“I think everybody in this whole room is disappointed,” Titans safety Kevin Byard said after the contest. “We just didn’t play consistently enough in all phases. We played good in spurts. Defensively we didn’t make enough plays when it counted and we can’t get down 14 points to a good team like Houston.

Credit to the Texans – they made plays and we didn’t stop them enough.”

There were some big swings early.

The Texans put together a nice drive on the opening possession, but it ended with Titans safety Kenny Vaccaro intercepting Watson on the one-yard line.

When the Titans got the ball, they quickly moved into field goal position following a 60-yard pass from Tannehill to Brown. But the possession stalled, and kicker Ryan Succop’s 45-yard attempt was blocked.

Later, the Titans failed to execute a fake punt when punter Brett Kern’s pass to safety Dane Cruikshank fell incomplete.

“I’ll back and take a look at it and see what happened and see what I can do better the next time we are out there,” said Succop, who is now 1-of-6 on the season. “I am out here battling, I am doing everything that I can. Unfortunately, it just hasn’t been as good as it needs to be obviously.”

The Titans appeared to be on the verge of jumping ahead early in the second quarter, but a Tannehill pass to tight end Anthony Firkser was dislodged near the goalline by safety Justin Reid and intercepted by linebacker Whitney Mercilus, who returned it to the Tennessee 12-yard line.

Two plays later, Watson connected with receiver Kenny Stills for a 12-yard touchdown pass to give the Texans a 7-0 lead.

It was a huge 14-point swing.

“I didn’t do my job well enough,” Firkser said. “I have to do my job better, complete the catch and hold on to the ball. I’ve got to control it better. Ryan put it on me, and I was trying to make the catch.”

The Texans made it 14-0 on their next possession as Houston capped off a nine-play, 72-yard drive with

another touchdown pass from Watson to Stills, this one for 16 yards, and the Texans had a two-touchdown lead at the half.

While the Titans battled back, it wasn't enough.

The Titans face the Saints next Sunday at Nissan Stadium before ending the season in Houston against the Texans.

"We can't dwell on this one," linebacker Rashaan Evans said. "We have two really big games coming up against the Saints and the Texans, and we have to seize these opportunities.

"We can't be looking in the rear-view mirror. We have to be looking straight forward and change the things we can change and make sure we play the best two games of the season."

#

Week 15

National Football League Game Summary

NFL Copyright © 2019 by The National Football League. All rights reserved. This summary and play-by-play is for the express purpose of assisting media in their coverage of the game; any other use of this material is prohibited without the written permission of the National Football League. Updated: 12/16/2019

Date: Sunday, 12/15/2019 Houston Texans at Tennessee Titans Start Time: 12:02 PM Central
at Nissan Stadium, Nashville, TN

Game Day Weather

Game Weather: Cloudy Temp: 45° F (7.2° C) Humidity: 71%, Wind: SE 4 mph
Played Outdoors on Turf: Grass Outdoor Weather: Cloudy, Wind Chill: 43

Officials

Referee: Vinovich, Bill (52) Umpire: Stritesky, Bruce (102) Down Judge: McKinnely, Phil (110)
Line Judge: Perlman, Mark (9) Field Judge: Robinson, Mearl (31) Side Judge: Cavaletto, Gary (60)
Back Judge: Patrick, Steve (17) Replay Official: Butterworth, Mark (0)

Lineups

| Houston Texans | | | | Tennessee Titans | | | |
|----------------|----------------|---------|-----------------|------------------|----------------|---------|--------------|
| Offense | | Defense | | Offense | | Defense | |
| WR | 10 D.Hopkins | DE | 92 B.Dunn | TE | 86 A.Firkser | DE | 98 J.Simmons |
| LT | 78 L.Tunsil | NT | 98 D.Reader | TE | 81 J.Smith | NT | 90 D.Jones |
| LG | 74 M.Scharping | DE | 97 A.Blackson | LT | 77 T.Lewan | DT | 99 J.Casey |
| C | 66 N.Martin | OLB | 59 W.Mercilus | LG | 76 R.Saffold | ILB | 54 R.Evans |
| RG | 73 Z.Fulton | ILB | 55 B.McKinney | C | 60 B.Jones | ILB | 55 J.Brown |
| RT | 77 C.Clark | ILB | 41 Z.Cunningham | RG | 64 N.Davis | OLB | 58 H.Landry |
| TE | 87 D.Fells | OLB | 57 B.Scarlett | RT | 78 J.Conklin | CB | 26 L.Ryan |
| TE | 88 J.Akins | CB | 24 J.Joseph | TE | 85 M.Pruitt | SS | 24 K.Vaccaro |
| WR | 15 W.Fuller | CB | 21 B.Roby | WR | 11 A.Brown | FS | 31 K.Byard |
| QB | 4 D.Watson | S | 39 T.Gipson | QB | 17 R.Tannehill | CB | 35 T.Brock |
| RB | 23 C.Hyde | S | 20 J.Reid | RB | 22 D.Henry | CB | 23 T.Smith |

Substitutions

K 7 K.Fairbairn, P 9 B.Anger, WR 12 K.Stills, WR 14 D.Carter, CB 22 G.Conley, RB 25 D.Johnson, DB 28 V.Hargreaves, CB 32 L.Johnson, S 33 A.Moore, DB 35 K.Crossen, S 37 J.Addae, RB 38 G.Howell, FB 44 C.Gillaspia, LS 46 J.Weeks, ILB 50 T.Adams, OLB 52 B.Mingo, OLB 54 J.Martin, ILB 58 P.Kalambayi, T 63 R.Johnson, C/G 65 G.Mancz, TE 83 J.Thomas, DE 91 C.Watkins, DE 94 C.Omenihu

Substitutions

K 3 R.Santoso, K 4 R.Succop, P 6 B.Kern, WR 14 K.Raymond, WR 16 C.Hollister, WR 19 T.Sharpe, DB 29 D.Cruikshank, RB 33 D.Lewis, CB 36 L.Sims, DB 37 A.Hooker, FB/RB 41 K.Blasingame, OLB 44 K.Correa, DB 46 J.Kalu, LS 48 B.Brinkley, OLB 50 D.Roberson, LB 51 D.Long, LB 59 W.Woodyard, T/G 71 D.Kelly, G 75 J.Douglas, WR 84 C.Davis, OLB 93 R.Gilbert, DL 94 A.Johnson, DT 96 J.Ivie

Did Not Play

QB 2 A.McCarron

Did Not Play

QB 8 M.Mariota

Not Active

WR 11 S.Mitchell, WR 16 K.Coutee, FS 27 M.Adams, DB 30 C.Armstrong, RB 34 T.Jones, DE 93 J.Heath, DT 95 E.Vanderdoes

Not Active

WR 10 A.Humphries, CB 25 A.Jackson, LB 53 D.Bates, OLB 56 S.Finch, G/T 66 K.Pamphile, DE 92 M.Dickerson, DT 97 I.Mack

Field Goals (made () & missed)

| K.Fairbairn (29) | | R.Succop 45B | | | | | | |
|------------------|------------------|--------------|----|---|----|----|-------|--|
| | | 1 | 2 | 3 | 4 | OT | Total | |
| VISITOR: | Houston Texans | 0 | 14 | 0 | 10 | 0 | 24 | |
| HOME: | Tennessee Titans | 0 | 0 | 7 | 14 | 0 | 21 | |

Scoring Plays

| Team | Qtr | Time | Play Description (Extra Point) (Drive Info) | Visitor | Home |
|--------|-----|-------|--|---------|------|
| Texans | 2 | 9:59 | K.Stills 12 yd. pass from D.Watson (K.Fairbairn kick) (2-12, 0:47) | 7 | 0 |
| Texans | 2 | 3:14 | K.Stills 16 yd. pass from D.Watson (K.Fairbairn kick) (9-72, 4:35) | 14 | 0 |
| Titans | 3 | 5:34 | R.Tannehill 1 yd. run (R.Succop kick) (15-76, 9:26) | 14 | 7 |
| Titans | 4 | 13:35 | A.Brown 5 yd. pass from R.Tannehill (R.Succop kick) (6-80, 2:04) | 14 | 14 |
| Texans | 4 | 10:34 | C.Hyde 10 yd. run (K.Fairbairn kick) (7-75, 3:01) | 21 | 14 |
| Texans | 4 | 3:26 | K.Fairbairn 29 yd. Field Goal (12-80, 5:20) | 24 | 14 |
| Titans | 4 | 2:04 | D.Lewis 11 yd. pass from R.Tannehill (R.Succop kick) (7-75, 1:22) | 24 | 21 |

Paid Attendance: 65,265

Time: 3:02

Final Individual Statistics

| Houston Texans | | | | | | | | | Tennessee Titans | | | | | | | | | | | | | | | | | | | | | | | | |
|-----------------|--|--|--|--|--|-----|-----|------|------------------|-----|---------------|-----------------|---------|----|----|------|-------------|-----|------|------|------|------|----|------|----|-----|-----|-----|-------|----|----|----|------|
| RUSHING | | | | | | ATT | YDS | AVG | LG | TD | RUSHING | | | | | | ATT | YDS | AVG | LG | TD | | | | | | | | | | | | |
| C.Hyde | | | | | | 26 | 104 | 4.0 | 11 | 1 | D.Henry | | | | | | 21 | 86 | 4.1 | 23 | 0 | | | | | | | | | | | | |
| D.Watson | | | | | | 7 | 32 | 4.6 | 12 | 0 | J.Smith | | | | | | 1 | 57 | 57.0 | 57 | 0 | | | | | | | | | | | | |
| D.Johnson | | | | | | 2 | 4 | 2.0 | 3 | 0 | D.Lewis | | | | | | 3 | 10 | 3.3 | 6 | 0 | | | | | | | | | | | | |
| | | | | | | | | | | | R.Tannehill | | | | | | 3 | 10 | 3.3 | 10 | 1 | | | | | | | | | | | | |
| Total | | | | | | 35 | 140 | 4.0 | 12 | 1 | Total | | | | | | 28 | 163 | 5.8 | 57 | 1 | | | | | | | | | | | | |
| PASSING | | | | | | | | | ATT | CMP | YDS | SK/YD | TD | LG | IN | RT | PASSING | | | | | | | | | ATT | CMP | YDS | SK/YD | TD | LG | IN | RT |
| D.Watson | | | | | | | | | 27 | 19 | 243 | 1/9 | 2 | 35 | 2 | 92.1 | R.Tannehill | | | | | | | | | 36 | 22 | 279 | 2/10 | 2 | 60 | 1 | 92.2 |
| | | | | | | | | | | | | | | | | | B.Kern | | | | | | | | | 1 | 0 | 0 | 0/0 | 0 | 0 | 0 | 39.6 |
| Total | | | | | | | | | 27 | 19 | 243 | 1/9 | 2 | 35 | 2 | 92.1 | Total | | | | | | | | | 37 | 22 | 279 | 2/10 | 2 | 60 | 1 | 89.8 |
| PASS RECEIVING | | | | | | TAR | REC | YDS | AVG | LG | TD | PASS RECEIVING | | | | | | TAR | REC | YDS | AVG | LG | TD | | | | | | | | | | |
| D.Hopkins | | | | | | 8 | 6 | 119 | 19.8 | 35 | 0 | A.Brown | | | | | | 13 | 8 | 114 | 14.3 | 60 | 1 | | | | | | | | | | |
| W.Fuller | | | | | | 7 | 5 | 61 | 12.2 | 31 | 0 | J.Smith | | | | | | 5 | 5 | 60 | 12.0 | 23 | 0 | | | | | | | | | | |
| K.Stills | | | | | | 3 | 3 | 35 | 11.7 | 16 | 2 | C.Davis | | | | | | 6 | 3 | 57 | 19.0 | 22 | 0 | | | | | | | | | | |
| D.Johnson | | | | | | 3 | 2 | 19 | 9.5 | 11 | 0 | T.Sharpe | | | | | | 2 | 2 | 28 | 14.0 | 16 | 0 | | | | | | | | | | |
| J.Akins | | | | | | 2 | 2 | 7 | 3.5 | 5 | 0 | D.Lewis | | | | | | 1 | 1 | 11 | 11.0 | 11 | 1 | | | | | | | | | | |
| D.Fells | | | | | | 2 | 1 | 2 | 2.0 | 2 | 0 | A.Firkser | | | | | | 4 | 1 | 7 | 7.0 | 7 | 0 | | | | | | | | | | |
| | | | | | | | | | | | | K.Raymond | | | | | | 2 | 1 | 2 | 2.0 | 2 | 0 | | | | | | | | | | |
| | | | | | | | | | | | | K.Blasingame | | | | | | 1 | 1 | 0 | 0.0 | 0 | 0 | | | | | | | | | | |
| | | | | | | | | | | | | D.Cruikshank | | | | | | 1 | 0 | 0 | 0.0 | 0 | 0 | | | | | | | | | | |
| | | | | | | | | | | | | D.Henry | | | | | | 1 | 0 | 0 | 0.0 | 0 | 0 | | | | | | | | | | |
| Total | | | | | | 25 | 19 | 243 | 12.8 | 35 | 2 | Total | | | | | | 36 | 22 | 279 | 12.7 | 60 | 2 | | | | | | | | | | |
| INTERCEPTIONS | | | | | | NO | YDS | AVG | LG | TD | INTERCEPTIONS | | | | | | NO | YDS | AVG | LG | TD | | | | | | | | | | | | |
| W.Mercilus | | | | | | 1 | 86 | 86.0 | 86 | 0 | K.Vaccaro | | | | | | 1 | 2 | 2.0 | 2 | 0 | | | | | | | | | | | | |
| | | | | | | | | | | | J.Brown | | | | | | 1 | 0 | 0.0 | 0 | 0 | | | | | | | | | | | | |
| Total | | | | | | 1 | 86 | 86.0 | 86 | 0 | Total | | | | | | 2 | 2 | 1.0 | 2 | 0 | | | | | | | | | | | | |
| PUNTING | | | | | | NO | YDS | AVG | NET | TB | IN20 | LG | PUNTING | | | | | | NO | YDS | AVG | NET | TB | IN20 | LG | | | | | | | | |
| B.Anger | | | | | | 4 | 185 | 46.3 | 41.5 | 0 | 3 | 60 | B.Kern | | | | | | 3 | 145 | 48.3 | 48.3 | 0 | 1 | 52 | | | | | | | | |
| Total | | | | | | 4 | 185 | 46.3 | 41.5 | 0 | 3 | 60 | Total | | | | | | 3 | 145 | 48.3 | 48.3 | 0 | 1 | 52 | | | | | | | | |
| PUNT RETURNS | | | | | | NO | YDS | AVG | FC | LG | TD | PUNT RETURNS | | | | | | NO | YDS | AVG | FC | LG | TD | | | | | | | | | | |
| D.Carter | | | | | | 0 | 0 | 0.0 | 1 | 0 | 0 | L.Sims | | | | | | 1 | 11 | 11.0 | 0 | 11 | 0 | | | | | | | | | | |
| [DOWNED] | | | | | | 2 | 0 | 0.0 | 0 | 0 | 0 | K.Raymond | | | | | | 1 | 8 | 8.0 | 1 | 8 | 0 | | | | | | | | | | |
| | | | | | | | | | | | | [DOWNED] | | | | | | 1 | 0 | 0.0 | 0 | 0 | 0 | | | | | | | | | | |
| Total | | | | | | 0 | 0 | 0.0 | 1 | 0 | 0 | Total | | | | | | 2 | 19 | 9.5 | 1 | 11 | 0 | | | | | | | | | | |
| KICKOFF RETURNS | | | | | | NO | YDS | AVG | FC | LG | TD | KICKOFF RETURNS | | | | | | NO | YDS | AVG | FC | LG | TD | | | | | | | | | | |
| D.Carter | | | | | | 2 | 54 | 27.0 | 0 | 31 | 0 | K.Raymond | | | | | | 3 | 55 | 18.3 | 0 | 24 | 0 | | | | | | | | | | |
| [TOUCHBACK] | | | | | | 1 | 0 | 0.0 | 0 | 0 | 0 | [TOUCHBACK] | | | | | | 2 | 0 | 0.0 | 0 | 0 | 0 | | | | | | | | | | |
| Total | | | | | | 2 | 54 | 27.0 | 0 | 31 | 0 | Total | | | | | | 3 | 55 | 18.3 | 0 | 24 | 0 | | | | | | | | | | |

Houston Texans

| FUMBLES | FUM | LOST | OWN-REC | YDS | TD | FORCED | OPP-REC | YDS | TD | OUT-BDS |
|----------|-----|------|---------|-----|----|--------|---------|-----|----|---------|
| D.Watson | 1 | 0 | 0 | 0 | 0 | 0 | 0 | 0 | 0 | 1 |
| Total | 1 | 0 | 0 | 0 | 0 | 0 | 0 | 0 | 0 | 1 |

Tennessee Titans

| FUMBLES | FUM | LOST | OWN-REC | YDS | TD | FORCED | OPP-REC | YDS | TD | OUT-BDS |
|---------|-----|------|---------|-----|----|--------|---------|-----|----|---------|
| L.Ryan | 0 | 0 | 0 | 0 | 0 | 1 | 0 | 0 | 0 | 0 |
| Total | 0 | 0 | 0 | 0 | 0 | 1 | 0 | 0 | 0 | 0 |

Final Team Statistics

| | Visitor Texans | Home Titans |
|---|-------------------|----------------|
| TOTAL FIRST DOWNS | 23 | 24 |
| By Rushing | 9 | 7 |
| By Passing | 12 | 15 |
| By Penalty | 2 | 2 |
| THIRD DOWN EFFICIENCY | 5-10-50% | 4-10-40% |
| FOURTH DOWN EFFICIENCY | 0-0-0% | 1-2-50% |
| TOTAL NET YARDS | 374 | 432 |
| Total Offensive Plays (inc. times thrown passing) | 63 | 67 |
| Average gain per offensive play | 5.9 | 6.4 |
| NET YARDS RUSHING | 140 | 163 |
| Total Rushing Plays | 35 | 28 |
| Average gain per rushing play | 4.0 | 5.8 |
| Tackles for a loss-number and yards | 0-0 | 0-0 |
| NET YARDS PASSING | 234 | 269 |
| Times thrown - yards lost attempting to pass | 1-9 | 2-10 |
| Gross yards passing | 243 | 279 |
| PASS ATTEMPTS-COMPLETIONS-HAD INTERCEPTED | 27-19-2 | 37-22-1 |
| Avg gain per pass play (inc.# thrown passing) | 8.4 | 6.9 |
| KICKOFFS Number-In End Zone-Touchbacks | 5-3-2 | 4-1-1 |
| PUNTS Number and Average | 4-46.3 | 3-48.3 |
| Had Blocked | 0 | 0 |
| FGs - PATs Had Blocked | 0-0 | 1-0 |
| Net Punting Average | 41.5 | 48.3 |
| TOTAL RETURN YARDAGE (Not Including Kickoffs) | 86 | 21 |
| No. and Yards Punt Returns | 0-0 | 2-19 |
| No. and Yards Kickoff Returns | 2-54 | 3-55 |
| No. and Yards Interception Returns | 1-86 | 2-2 |
| PENALTIES Number and Yards | 5-27 | 4-30 |
| FUMBLES Number and Lost | 1-0 | 0-0 |
| TOUCHDOWNS | 3 | 3 |
| Rushing | 1 | 1 |
| Passing | 2 | 2 |
| EXTRA POINTS Made-Attempts | 3-3 | 3-3 |
| Kicking Made-Attempts | 3-3 | 3-3 |
| FIELD GOALS Made-Attempts | 1-1 | 0-1 |
| RED ZONE EFFICIENCY | 3-5-60% | 3-4-75% |
| GOAL TO GO EFFICIENCY | 1-3-33% | 2-3-67% |
| SAFETIES | 0 | 0 |
| FINAL SCORE | 24 | 21 |
| TIME OF POSSESSION | 31:20 | 28:40 |

Ball Possession And Drive Chart

Houston Texans

| # | Time Recd | Time Lost | Time Poss | How Ball Obtained | Drive Began | # Play | Yds Gain | Yds Pen | Net Yds | 1st Down | Last Scrm | How Given Up |
|----|-----------|-----------|-----------|-------------------|-------------|--------|----------|---------|---------|----------|-----------|--------------|
| 1 | 15:00 | 9:28 | 5:32 | Kickoff | HST 26 | 10 | 54 | 0 | 54 | 4 | TEN 20 | Interception |
| 2 | 6:59 | 5:04 | 1:55 | Blocked FG | HST 23 | 5 | 17 | 0 | 17 | 1 | HST 40 | Punt |
| 3 | 4:06 | 1:45 | 2:21 | Punt | HST 28 | 3 | 1 | -5 | -4 | 0 | HST 24 | Punt |
| 4 | 10:46 | 9:59 | 0:47 | Interception | TEN 12 | 2 | 12 | 0 | 12 | 1 | * TEN 12 | Touchdown |
| 5 | 7:49 | 3:14 | 4:35 | Punt | HST 28 | 9 | 57 | 15 | 72 | 4 | * TEN 16 | Touchdown |
| 6 | 1:08 | 0:01 | 1:07 | Downs | HST 37 | 5 | 15 | 0 | 15 | 1 | TEN 48 | Punt |
| 7 | 5:34 | 0:39 | 4:55 | Kickoff | HST 36 | 8 | 60 | 0 | 60 | 3 | * TEN 4 | Interception |
| 8 | 13:35 | 10:34 | 3:01 | Kickoff | HST 25 | 7 | 70 | 5 | 75 | 5 | * TEN 10 | Touchdown |
| 9 | 8:46 | 3:26 | 5:20 | Punt | HST 9 | 12 | 85 | -5 | 80 | 4 | * TEN 11 | Field Goal |
| 10 | 2:04 | 0:17 | 1:47 | Kickoff | TEN 42 | 3 | 3 | -5 | -2 | 0 | TEN 44 | Punt |

(358) Average HST 36

Tennessee Titans

| # | Time Recd | Time Lost | Time Poss | How Ball Obtained | Drive Began | # Play | Yds Gain | Yds Pen | Net Yds | 1st Down | Last Scrm | How Given Up |
|----|-----------|-----------|-----------|-------------------|-------------|--------|----------|---------|---------|----------|-----------|--------------|
| 1 | 9:28 | 6:59 | 2:29 | Interception | TEN 1 | 7 | 67 | 5 | 72 | 2 | HST 27 | Blocked FG |
| 2 | 5:04 | 4:06 | 0:58 | Punt | TEN 16 | 3 | 4 | 0 | 4 | 0 | TEN 20 | Punt |
| 3 | 1:45 | 10:46 | 5:59 | Punt | TEN 24 | 11 | 76 | -5 | 71 | 4 | * HST 5 | Interception |
| 4 | 9:59 | 7:49 | 2:10 | Kickoff | TEN 25 | 3 | 4 | 0 | 4 | 0 | TEN 29 | Punt |
| 5 | 3:14 | 1:08 | 2:06 | Kickoff | TEN 18 | 9 | 45 | 0 | 45 | 3 | HST 37 | Downs |
| 6 | 0:01 | 0:00 | 0:01 | Punt | TEN 10 | 1 | -1 | 0 | -1 | 0 | TEN 10 | End of Half |
| 7 | 15:00 | 5:34 | 9:26 | Kickoff | TEN 24 | 15 | 81 | -5 | 76 | 6 | * HST 1 | Touchdown |
| 8 | 0:39 | 13:35 | 2:04 | Interception | TEN 20 | 6 | 73 | 7 | 80 | 3 | * HST 5 | Touchdown |
| 9 | 10:34 | 8:46 | 1:48 | Kickoff | TEN 25 | 4 | 16 | 0 | 16 | 1 | TEN 41 | Punt |
| 10 | 3:26 | 2:04 | 1:22 | Kickoff | TEN 25 | 7 | 75 | 0 | 75 | 5 | * HST 11 | Touchdown |
| 11 | 0:17 | 0:00 | 0:17 | Punt | TEN 12 | 2 | -8 | 0 | -8 | 0 | TEN 4 | End of Game |

(200) Average TEN 18

* inside opponent's 20

| Time of Possession by Quarter | | 1st | 2nd | 3rd | 4th | OT | Total |
|-------------------------------|------------------|------|------|-------|-------|----|-------|
| Visitor | Houston Texans | 9:48 | 6:29 | 4:55 | 10:08 | | 31:20 |
| Home | Tennessee Titans | 5:12 | 8:31 | 10:05 | 4:52 | | 28:40 |

Kickoff Drive No.-Start Average Texans: 3 - HST 29 Titans: 5 - TEN 23

Final Defensive Statistics

| Houston Texans | Regular Defensive Plays | | | | | | | | | | | | Special Teams | | | | | Misc | | | |
|----------------|-------------------------|-----|------|-----|-------|-----|---|----|----|----|----|--|---------------|-----|----|----|----|------|-----|----|----|
| | TKL | AST | COMB | SK | / YDS | TFL | Q | IN | PD | FF | FR | | TKL | AST | FF | FR | BL | TKL | AST | FF | FR |
| Z.Cunningham | 10 | 4 | 14 | 0.5 | 1 | 0 | 1 | 0 | 0 | 0 | 0 | | 0 | 0 | 0 | 0 | 0 | 0 | 0 | 0 | 0 |
| B.McKinney | 5 | 4 | 9 | 0.5 | 1 | 0 | 1 | 0 | 0 | 0 | 0 | | 0 | 0 | 0 | 0 | 0 | 0 | 0 | 0 | 0 |
| J.Reid | 5 | 1 | 6 | 0 | 0 | 0 | 0 | 0 | 1 | 0 | 0 | | 0 | 0 | 0 | 0 | 0 | 0 | 0 | 0 | 0 |
| B.Scarlett | 2 | 3 | 5 | 0 | 0 | 0 | 0 | 0 | 0 | 0 | 0 | | 0 | 1 | 0 | 0 | 0 | 0 | 0 | 0 | 0 |
| C.Watkins | 2 | 2 | 4 | 0 | 0 | 0 | 0 | 0 | 0 | 0 | 0 | | 0 | 0 | 0 | 0 | 0 | 0 | 0 | 0 | 0 |
| T.Gipson | 2 | 2 | 4 | 0 | 0 | 0 | 0 | 0 | 0 | 0 | 0 | | 0 | 0 | 0 | 0 | 0 | 0 | 0 | 0 | 0 |
| D.Reader | 1 | 3 | 4 | 0 | 0 | 0 | 1 | 0 | 0 | 0 | 0 | | 0 | 0 | 0 | 0 | 0 | 0 | 0 | 0 | 0 |
| B.Roby | 3 | 0 | 3 | 0 | 0 | 0 | 0 | 0 | 1 | 0 | 0 | | 0 | 0 | 0 | 0 | 0 | 0 | 0 | 0 | 0 |
| V.Hargreaves | 3 | 0 | 3 | 0 | 0 | 0 | 0 | 0 | 0 | 0 | 0 | | 0 | 0 | 0 | 0 | 0 | 0 | 0 | 0 | 0 |
| W.Mercilus | 2 | 0 | 2 | 0 | 0 | 0 | 0 | 1 | 1 | 0 | 0 | | 0 | 0 | 0 | 0 | 0 | 0 | 0 | 0 | 0 |
| J.Joseph | 1 | 1 | 2 | 0 | 0 | 0 | 0 | 0 | 1 | 0 | 0 | | 0 | 0 | 0 | 0 | 0 | 0 | 0 | 0 | 0 |
| B.Dunn | 0 | 2 | 2 | 0 | 0 | 0 | 1 | 0 | 0 | 0 | 0 | | 0 | 0 | 0 | 0 | 0 | 0 | 0 | 0 | 0 |
| A.Blackson | 0 | 2 | 2 | 0 | 0 | 0 | 0 | 0 | 0 | 0 | 0 | | 0 | 0 | 0 | 0 | 1 | 0 | 0 | 0 | 0 |
| C.Omenihu | 1 | 0 | 1 | 1 | 8 | 1 | 2 | 0 | 0 | 0 | 0 | | 0 | 0 | 0 | 0 | 0 | 0 | 0 | 0 | 0 |
| G.Conley | 1 | 0 | 1 | 0 | 0 | 0 | 0 | 0 | 1 | 0 | 0 | | 0 | 0 | 0 | 0 | 0 | 0 | 0 | 0 | 0 |
| J.Addae | 1 | 0 | 1 | 0 | 0 | 0 | 0 | 0 | 0 | 0 | 0 | | 0 | 0 | 0 | 0 | 0 | 0 | 0 | 0 | 0 |
| L.Johnson | 0 | 0 | 0 | 0 | 0 | 0 | 0 | 0 | 1 | 0 | 0 | | 1 | 0 | 0 | 0 | 0 | 0 | 0 | 0 | 0 |
| C.Gillaspia | 0 | 0 | 0 | 0 | 0 | 0 | 0 | 0 | 0 | 0 | 0 | | 1 | 0 | 0 | 0 | 0 | 0 | 0 | 0 | 0 |
| K.Crossen | 0 | 0 | 0 | 0 | 0 | 0 | 0 | 0 | 0 | 0 | 0 | | 1 | 0 | 0 | 0 | 0 | 0 | 0 | 0 | 0 |
| B.Mingo | 0 | 0 | 0 | 0 | 0 | 0 | 0 | 0 | 0 | 0 | 0 | | 1 | 0 | 0 | 0 | 0 | 0 | 0 | 0 | 0 |
| P.Kalambayi | 0 | 0 | 0 | 0 | 0 | 0 | 0 | 0 | 0 | 0 | 0 | | 0 | 1 | 0 | 0 | 0 | 0 | 0 | 0 | 0 |
| A.Moore | 0 | 0 | 0 | 0 | 0 | 0 | 0 | 0 | 0 | 0 | 0 | | 0 | 1 | 0 | 0 | 0 | 0 | 0 | 0 | 0 |
| Total | 39 | 24 | 63 | 2 | 10 | 1 | 6 | 1 | 6 | 0 | 0 | | 4 | 3 | 0 | 0 | 1 | 0 | 0 | 0 | 0 |

TKL = Tackle AST = Assist COMB = Combined QH=QB Hit IN = Interception PD = Pass Defense FF = Forced Fumble FR = Fumble Recovery

| Tennessee Titans | Regular Defensive Plays | | | | | | | | | | | | Special Teams | | | | | Misc | | | |
|------------------|-------------------------|-----|------|----|-------|-----|----|----|----|----|----|--|---------------|-----|----|----|----|------|-----|----|----|
| | TKL | AST | COMB | SK | / YDS | TFL | QH | IN | PD | FF | FR | | TKL | AST | FF | FR | BL | TKL | AST | FF | FR |
| J.Brown | 7 | 3 | 10 | 0 | 0 | 0 | 0 | 1 | 1 | 0 | 0 | | 0 | 0 | 0 | 0 | 0 | 0 | 0 | 0 | 0 |
| L.Ryan | 6 | 2 | 8 | 0 | 0 | 0 | 0 | 0 | 0 | 1 | 0 | | 0 | 0 | 0 | 0 | 0 | 0 | 0 | 0 | 0 |
| R.Evans | 5 | 2 | 7 | 0 | 0 | 0 | 0 | 0 | 0 | 0 | 0 | | 0 | 0 | 0 | 0 | 0 | 0 | 0 | 0 | 0 |
| K.Vaccaro | 3 | 3 | 6 | 0 | 0 | 0 | 0 | 1 | 2 | 0 | 0 | | 0 | 0 | 0 | 0 | 0 | 0 | 0 | 0 | 0 |
| D.Jones | 4 | 1 | 5 | 0 | 0 | 0 | 0 | 0 | 0 | 0 | 0 | | 0 | 0 | 0 | 0 | 0 | 0 | 0 | 0 | 0 |
| K.Correa | 4 | 0 | 4 | 1 | 9 | 1 | 1 | 0 | 0 | 0 | 0 | | 0 | 0 | 0 | 0 | 0 | 0 | 0 | 0 | 0 |
| T.Smith | 4 | 0 | 4 | 0 | 0 | 0 | 0 | 0 | 0 | 0 | 0 | | 0 | 0 | 0 | 0 | 0 | 0 | 0 | 0 | 0 |
| L.Sims | 3 | 1 | 4 | 0 | 0 | 0 | 0 | 0 | 0 | 0 | 0 | | 0 | 0 | 0 | 0 | 0 | 0 | 0 | 0 | 0 |
| J.Simmons | 3 | 0 | 3 | 0 | 0 | 0 | 0 | 0 | 1 | 0 | 0 | | 0 | 0 | 0 | 0 | 0 | 0 | 0 | 0 | 0 |
| H.Landry | 2 | 1 | 3 | 0 | 0 | 0 | 0 | 0 | 0 | 0 | 0 | | 0 | 0 | 0 | 0 | 0 | 0 | 0 | 0 | 0 |
| R.Gilbert | 2 | 0 | 2 | 0 | 0 | 0 | 0 | 0 | 0 | 0 | 0 | | 1 | 0 | 0 | 0 | 0 | 0 | 0 | 0 | 0 |
| A.Johnson | 1 | 1 | 2 | 0 | 0 | 0 | 0 | 0 | 0 | 0 | 0 | | 0 | 0 | 0 | 0 | 0 | 0 | 0 | 0 | 0 |
| J.Casey | 1 | 0 | 1 | 0 | 0 | 0 | 0 | 0 | 0 | 0 | 0 | | 0 | 0 | 0 | 0 | 0 | 0 | 0 | 0 | 0 |
| T.Brock | 1 | 0 | 1 | 0 | 0 | 0 | 0 | 0 | 0 | 0 | 0 | | 0 | 0 | 0 | 0 | 0 | 0 | 0 | 0 | 0 |
| K.Byard | 1 | 0 | 1 | 0 | 0 | 0 | 0 | 0 | 0 | 0 | 0 | | 0 | 0 | 0 | 0 | 0 | 0 | 0 | 0 | 0 |
| D.Roberson | 0 | 0 | 0 | 0 | 0 | 0 | 0 | 0 | 0 | 0 | 0 | | 1 | 0 | 0 | 0 | 0 | 0 | 0 | 0 | 0 |
| J.Conklin | 0 | 0 | 0 | 0 | 0 | 0 | 0 | 0 | 0 | 0 | 0 | | 1 | 0 | 0 | 0 | 0 | 0 | 0 | 0 | 0 |
| A.Hooker | 0 | 0 | 0 | 0 | 0 | 0 | 0 | 0 | 0 | 0 | 0 | | 1 | 0 | 0 | 0 | 0 | 0 | 0 | 0 | 0 |
| J.Smith | 0 | 0 | 0 | 0 | 0 | 0 | 0 | 0 | 0 | 0 | 0 | | 0 | 0 | 0 | 0 | 0 | 1 | 0 | 0 | 0 |
| Total | 47 | 14 | 61 | 1 | 9 | 1 | 1 | 2 | 4 | 1 | 0 | | 4 | 0 | 0 | 0 | 0 | 1 | 0 | 0 | 0 |

First Half Summary

| PERIOD SCORES | | | TIME OF POSSESSION | | |
|---------------|---|---------|--------------------|-------|--|
| Texans | 0 | 14 = 14 | Texans | 16:17 | |
| Titans | 0 | 0 = 0 | Titans | 13:43 | |

| Scoring Plays | | | | | Visitor | Home |
|---------------|-----|------|--|--|---------|------|
| Team | Qtr | Time | Play Description (Extra Point) (Drive Info) | | | |
| Texans | 2 | 9:59 | K.Stills 12 yd. pass from D.Watson (K.Fairbairn kick) (2-12, 0:47) | | 7 | 0 |
| Texans | 2 | 3:14 | K.Stills 16 yd. pass from D.Watson (K.Fairbairn kick) (9-72, 4:35) | | 14 | 0 |

| | Houston Texans | Tennessee Titans |
|--|----------------|------------------|
| TOTAL FIRST DOWNS | 11 | 9 |
| First Downs Rushing-Passing-by Penalty | 3 - 7 - 1 | 3 - 5 - 1 |
| THIRD DOWN EFFICIENCY | 2-5-40% | 2-6-33% |
| TOTAL NET YARDS | 156 | 195 |
| Total Offensive Plays | 34 | 33 |
| NET YARDS RUSHING | 64 | 68 |
| NET YARDS PASSING | 92 | 127 |
| Gross Yards Passing | 101 | 127 |
| Times thrown-yards lost attempting to pass | 1-9 | 0-0 |
| Pass Attempts-Completions-Had Intercepted | 17 - 12 - 1 | 17 - 7 - 1 |
| Punts-Number and Average | 3 - 47.3 | 2 - 47.5 |
| Penalties-Number and Yards | 2 - 10 | 2 - 20 |
| Fumbles-Number and Lost | 1 - 0 | 0 - 0 |
| Red Zone Efficiency | 2-2-100% | 0-1-0% |
| Average Drive Start | HST 38 | TEN 16 |

| Houston Texans | | | | | | | | | | Tennessee Titans | | | | | | | | | |
|----------------|-----|-----|-----|-------|----|-------------|--------------|-------|-------------|------------------|-----|------|------|-------|----|----|----|------|--|
| RUSHING | | | | | | | | | | RUSHING | | | | | | | | | |
| | ATT | YDS | AVG | LG | TD | | | | | | ATT | YDS | AVG | LG | TD | | | | |
| C.Hyde | 11 | 46 | 4.2 | 7 | 0 | D.Henry | | | | 12 | 59 | 4.9 | 23 | 0 | | | | | |
| D.Watson | 4 | 17 | 4.3 | 9 | 0 | D.Lewis | | | | 3 | 10 | 3.3 | 6 | 0 | | | | | |
| D.Johnson | 1 | 1 | 1.0 | 1 | 0 | R.Tannehill | | | | 1 | -1 | -1.0 | -1 | 0 | | | | | |
| Total | 16 | 64 | 4.0 | 9 | 0 | Total | | | | 16 | 68 | 4.3 | 23 | 0 | | | | | |
| PASSING | | | | | | | | | | PASSING | | | | | | | | | |
| | ATT | CMP | YDS | SK/YD | TD | LG | IN | RT | | | ATT | CMP | YDS | SK/YD | TD | LG | IN | RT | |
| D.Watson | 17 | 12 | 101 | 1/9 | 2 | 16 | 1 | 100.4 | R.Tannehill | | 16 | 7 | 127 | 0/0 | 0 | 60 | 1 | 45.6 | |
| | | | | | | | | | B.Kern | | 1 | 0 | 0 | 0/0 | 0 | 0 | 0 | 39.6 | |
| Total | 17 | 12 | 101 | 1/9 | 2 | 16 | 1 | 100.4 | Total | | 17 | 7 | 127 | 0/0 | 0 | 60 | 1 | 43.0 | |
| PASS RECEIVING | | | | | | | | | | PASS RECEIVING | | | | | | | | | |
| | TAR | REC | YDS | AVG | LG | TD | | | | | TAR | REC | YDS | AVG | LG | TD | | | |
| W.Fuller | 5 | 4 | 30 | 7.5 | 10 | 0 | A.Brown | | | 7 | 4 | 82 | 20.5 | 60 | 0 | | | | |
| K.Stills | 3 | 3 | 35 | 11.7 | 16 | 2 | C.Davis | | | 3 | 1 | 22 | 22.0 | 22 | 0 | | | | |
| D.Hopkins | 3 | 2 | 21 | 10.5 | 14 | 0 | T.Sharpe | | | 1 | 1 | 16 | 16.0 | 16 | 0 | | | | |
| J.Akins | 2 | 2 | 7 | 3.5 | 5 | 0 | A.Firkser | | | 4 | 1 | 7 | 7.0 | 7 | 0 | | | | |
| D.Johnson | 2 | 1 | 8 | 8.0 | 8 | 0 | D.Cruikshank | | | 1 | 0 | 0 | 0.0 | 0 | 0 | | | | |
| D.Fells | 1 | 0 | 0 | 0.0 | 0 | 0 | K.Raymond | | | 1 | 0 | 0 | 0.0 | 0 | 0 | | | | |
| Total | 16 | 12 | 101 | 8.4 | 16 | 2 | Total | | | 17 | 7 | 127 | 18.1 | 60 | 0 | | | | |

| Houston Texans | Regular Defensive Plays | | | | | | | | | | | | Special Teams | | | | | Misc | | | |
|----------------|-------------------------|-----|------|----|-------|-----|---|----|----|----|----|-----|---------------|----|----|----|-----|------|----|----|---|
| | TKL | AST | COMB | SK | / YDS | TFL | Q | IN | PD | FF | FR | TKL | AST | FF | FR | BL | TKL | AST | FF | FR | |
| Z.Cunningham | 3 | 3 | 6 | 0 | 0 | 0 | 0 | 0 | 0 | 0 | 0 | 0 | 0 | 0 | 0 | 0 | 0 | 0 | 0 | 0 | 0 |
| B.McKinney | 4 | 0 | 4 | 0 | 0 | 0 | 0 | 0 | 0 | 0 | 0 | 0 | 0 | 0 | 0 | 0 | 0 | 0 | 0 | 0 | 0 |
| J.Reid | 3 | 0 | 3 | 0 | 0 | 0 | 0 | 0 | 1 | 0 | 0 | 0 | 0 | 0 | 0 | 0 | 0 | 0 | 0 | 0 | 0 |
| D.Reader | 1 | 2 | 3 | 0 | 0 | 0 | 0 | 0 | 0 | 0 | 0 | 0 | 0 | 0 | 0 | 0 | 0 | 0 | 0 | 0 | 0 |
| Total | 11 | 5 | 16 | 0 | 0 | 0 | 0 | 0 | 1 | 0 | 0 | 0 | 0 | 0 | 0 | 0 | 0 | 0 | 0 | 0 | 0 |

12/15/2019 at Nissan Stadium

[illegible]

Play By Play

First Quarter

12/15/2019

TEN wins the coin toss and elects to defer. HST elects to Receive, and TEN elects to defend the north goal.

R.Santoso kicks 62 yards from TEN 35 to HST 3. D.Carter to HST 26 for 23 yards (D.Roberson).

Houston Texans at 15:00, (1st play from scrimmage 14:53)

| | | |
|-------------|--|----|
| 1-10-HST 26 | (14:53) (Shotgun) C.Hyde right guard to HST 30 for 4 yards (H.Landry; D.Jones). | |
| 2-6-HST 30 | (14:19) (Shotgun) D.Watson pass short right to D.Hopkins to HST 44 for 14 yards (R.Evans; K.Vaccaro). | P1 |
| 1-10-HST 44 | (13:41) (Shotgun) C.Hyde right tackle to HST 46 for 2 yards (J.Casey). | |
| 2-8-HST 46 | (13:05) (Shotgun) D.Watson right end to TEN 45 for 9 yards (L.Ryan). FUMBLES (L.Ryan), ball out of bounds at TEN 45. | R2 |
| 1-10-TEN 45 | (12:35) (Shotgun) D.Watson pass short left to W.Fuller to TEN 35 for 10 yards (T.Smith). | P3 |
| 1-10-TEN 35 | (12:03) (Shotgun) C.Hyde left guard to TEN 32 for 3 yards (J.Brown; A.Johnson). | |
| 2-7-TEN 32 | (11:26) (Shotgun) D.Watson pass short left to J.Akins to TEN 30 for 2 yards (K.Vaccaro). | |
| 3-5-TEN 30 | (10:42) (Shotgun) D.Watson pass short left to W.Fuller to TEN 23 for 7 yards (T.Smith). | P4 |
| 1-10-TEN 23 | (10:12) C.Hyde right tackle pushed ob at TEN 20 for 3 yards (L.Ryan). | |
| 2-7-TEN 20 | (9:35) (Shotgun) D.Watson pass deep left intended for D.Johnson INTERCEPTED by K.Vaccaro at TEN -1. K.Vaccaro ran ob at TEN 1 for 2 yards. | |

Tennessee Titans at 9:28

| | | |
|-------------|---|----|
| 1-10-TEN 1 | (9:28) D.Henry up the middle to TEN 3 for 2 yards (D.Reader; B.Scarlett). | |
| 2-8-TEN 3 | (8:54) R.Tannehill pass deep right to A.Brown pushed ob at HST 37 for 60 yards (J.Joseph) [B.Dunn]. | P1 |
| 1-10-HST 37 | (8:29) (No Huddle) D.Henry left tackle to HST 35 for 2 yards (B.Scarlett; B.Dunn). | |
| 2-8-HST 35 | (7:51) R.Tannehill pass incomplete short right. | |
| | PENALTY on HST-B.Roby, Illegal Contact, 5 yards, enforced at HST 35 - No Play. | X2 |
| 1-10-HST 30 | (7:43) D.Henry left tackle to HST 27 for 3 yards (A.Blackson; D.Reader). | |
| 2-7-HST 27 | (7:21) R.Tannehill pass incomplete deep left to A.Brown (B.Roby). | |
| 3-7-HST 27 | (7:14) (Shotgun) R.Tannehill pass incomplete deep right to A.Firkser (J.Joseph). | |
| 4-7-HST 27 | (7:08) (Field Goal formation) R.Succop 45 yard field goal is BLOCKED (A.Blackson), Center-B.Brinkley, Holder-B.Kern, RECOVERED by HST-A.Moore at HST 23. A.Moore to HST 23 for no gain (J.Conklin). | |

Houston Texans at 6:59

| | | |
|-------------|--|----|
| 1-10-HST 23 | (6:59) (Shotgun) C.Hyde left guard to HST 28 for 5 yards (D.Jones). | |
| 2-5-HST 28 | (6:33) (No Huddle, Shotgun) D.Watson pass short left to D.Hopkins to HST 35 for 7 yards (T.Smith). | P5 |
| 1-10-HST 35 | (5:57) (Shotgun) D.Watson pass short right to J.Akins to HST 40 for 5 yards (J.Brown). | |
| 2-5-HST 40 | (5:25) (Shotgun) D.Watson pass incomplete short right to D.Fells (K.Vaccaro). | |
| 3-5-HST 40 | (5:20) (Shotgun) D.Watson pass incomplete short middle to D.Hopkins. | |
| 4-5-HST 40 | (5:12) (Punt formation) B.Anger punts 44 yards to TEN 16, Center-J.Weeks, fair catch by K.Raymond. | |

Tennessee Titans at 5:04

| | | |
|-------------|--|--|
| 1-10-TEN 16 | (5:04) R.Tannehill pass incomplete short right to A.Brown. | |
| 2-10-TEN 16 | (5:00) D.Henry right guard to TEN 20 for 4 yards (C.Watkins; Z.Cunningham). | |
| 3-6-TEN 20 | (4:22) (Shotgun) R.Tannehill pass incomplete short left to A.Firkser. | |
| 4-6-TEN 20 | (4:17) (Punt formation) B.Kern punts 52 yards to HST 28, Center-B.Brinkley, downed by TEN-K.Byard. | |

Houston Texans at 4:06

| | | |
|-------------|--|--|
| 1-10-HST 28 | (4:06) (Shotgun) PENALTY on HST-W.Fuller, False Start, 5 yards, enforced at HST 28 - No Play. | |
| 1-15-HST 23 | (4:06) (Shotgun) D.Watson sacked at HST 14 for -9 yards (K.Correa). | |
| 2-24-HST 14 | (3:21) (Shotgun) C.Hyde right tackle to HST 16 for 2 yards (J.Simmons). | |
| 3-22-HST 16 | (2:40) (Shotgun) D.Watson pass short left to D.Johnson to HST 24 for 8 yards (J.Brown, K.Vaccaro). | |
| 4-14-HST 24 | (1:57) (Punt formation) B.Anger punts 60 yards to TEN 16, Center-J.Weeks. K.Raymond to TEN 24 for 8 yards (B.Scarlett; P.Kalambayi). | |

Tennessee Titans at 1:45

| | | |
|-------------|--|----|
| 1-10-TEN 24 | (1:45) D.Henry right end to TEN 26 for 2 yards (B.McKinney; J.Joseph). | |
| | PENALTY on TEN-C.Davis, False Start, 5 yards, enforced at TEN 24 - No Play. | |
| 1-15-TEN 19 | (1:33) D.Henry right tackle to TEN 21 for 2 yards (D.Reader). | |
| 2-13-TEN 21 | (:59) (No Huddle) R.Tannehill pass incomplete deep left to C.Davis. | |
| 3-13-TEN 21 | (:51) (Shotgun) R.Tannehill pass deep left to C.Davis to TEN 43 for 22 yards (B.Roby). | P3 |
| 1-10-TEN 43 | (:12) D.Henry up the middle to TEN 49 for 6 yards (J.Reid). | |

Houston Texans vs Tennessee Titans at Nissan Stadium

END OF QUARTER

| | Score | Time Poss | First Downs | | | | Efficiencies | |
|------------------|-------|--------------|-------------|---|---|---|--------------|--------|
| | | | R | P | X | T | 3 Down | 4 Down |
| Houston Texans | 0 | 9:48 | 1 | 4 | 0 | 5 | 1/3 | 0/0 |
| Tennessee Titans | 0 | 5:12 | 0 | 2 | 1 | 3 | 1/3 | 0/0 |

Play By Play

Second Quarter

12/15/2019

Tennessee Titans continued.

| | | |
|--------------------|--|----|
| 2-4-TEN 49 | (15:00) D.Henry right end to HST 45 for 6 yards (B.McKinney). | R4 |
| <u>1-10-HST 45</u> | (14:20) (No Huddle) D.Henry right tackle to HST 43 for 2 yards (Z.Cunningham, B.Dunn). | |
| 2-8-HST 43 | (13:35) D.Henry left tackle to HST 20 for 23 yards (J.Reid). | R5 |
| <u>1-10-HST 20</u> | (12:59) (No Huddle) D.Henry right tackle to HST 18 for 2 yards (B.Scarlett, Z.Cunningham). | |
| 2-8-HST 18 | (12:22) R.Tannehill pass short middle to A.Firkser to HST 11 for 7 yards (B.McKinney). | |
| 3-1-HST 11 | (11:46) (No Huddle) D.Lewis right guard to HST 5 for 6 yards (J.Reid, J.Joseph). | R6 |
| <u>1-5-HST 5</u> | (11:01) (Shotgun) R.Tannehill pass short left intended for A.Firkser INTERCEPTED by W.Mercilus (J.Reid) at HST 2. W.Mercilus pushed ob at TEN 12 for 86 yards (J.Smith). | |

Houston Texans at 10:46

| | | |
|-------------|--|----|
| 1-10-TEN 12 | (10:46) (Shotgun) D.Watson right end to TEN 12 for no gain (L.Ryan). | |
| 2-10-TEN 12 | (10:04) (Shotgun) D.Watson pass short right to K.Stills for 12 yards, TOUCHDOWN. | P6 |
| | Penalty on TEN-L.Ryan, Defensive Holding, declined. | |
| | K.Fairbairn extra point is GOOD, Center-J.Weeks, Holder-B.Anger. | |

HST 7 TEN 0, 2 plays, 12 yards, 0:47 drive, 5:01 elapsed

K.Fairbairn kicks 59 yards from HST 35 to TEN 6. K.Raymond to TEN 25 for 19 yards (L.Johnson).

Tennessee Titans at 9:59, (1st play from scrimmage 9:53)

| | | |
|-------------|---|--|
| 1-10-TEN 25 | (9:53) D.Lewis left end to TEN 29 for 4 yards (Z.Cunningham). | |
| 2-6-TEN 29 | (9:22) (No Huddle) D.Lewis right tackle to TEN 29 for no gain (Z.Cunningham). | |
| 3-6-TEN 29 | (8:45) (Shotgun) R.Tannehill pass short right to A.Brown to TEN 29 for no gain (V.Hargreaves). | |
| 4-6-TEN 29 | (7:56) (Punt formation) B.Kern punts 43 yards to HST 28, Center-B.Brinkley, fair catch by D.Carter. | |

Houston Texans at 7:49

| | | |
|--------------------|---|-----|
| 1-10-HST 28 | (7:49) C.Hyde up the middle to HST 35 for 7 yards (K.Correa). | |
| 2-3-HST 35 | (7:18) (Shotgun) D.Watson pass short left to W.Fuller to HST 42 for 7 yards (T.Smith). | P7 |
| <u>1-10-HST 42</u> | (6:45) C.Hyde left guard to HST 48 for 6 yards (H.Landry, J.Brown). | |
| 2-4-HST 48 | (6:11) (Shotgun) C.Hyde up the middle to TEN 46 for 6 yards (J.Brown, L.Ryan). | R8 |
| <u>1-10-TEN 46</u> | (5:29) D.Johnson right end to TEN 45 for 1 yard (R.Gilbert). | |
| 2-9-TEN 45 | (4:47) (Shotgun) D.Watson pass short right to W.Fuller to TEN 39 for 6 yards (T.Brock). | |
| | PENALTY on TEN-T.Brock, Face Mask (15 Yards), 15 yards, enforced at TEN 39. | X9 |
| <u>1-10-TEN 24</u> | (4:39) (Shotgun) C.Hyde up the middle to TEN 21 for 3 yards (J.Simmons). | |
| 2-7-TEN 21 | (4:03) C.Hyde left guard to TEN 16 for 5 yards (R.Gilbert). | |
| 3-2-TEN 16 | (3:20) (Shotgun) D.Watson pass deep right to K.Stills for 16 yards, TOUCHDOWN. | P10 |
| | K.Fairbairn extra point is GOOD, Center-J.Weeks, Holder-B.Anger. | |

HST 14 TEN 0, 9 plays, 72 yards, 1 penalty, 4:35 drive, 11:46 elapsed

K.Fairbairn kicks 59 yards from HST 35 to TEN 6. K.Raymond to TEN 18 for 12 yards (C.Gillaspia).

Tennessee Titans at 3:14, (1st play from scrimmage 3:08)

| | | |
|--------------------|---|----|
| 1-10-TEN 18 | (3:08) (Shotgun) D.Henry left guard to TEN 22 for 4 yards (B.McKinney). | |
| 2-6-TEN 22 | (2:32) (Shotgun) R.Tannehill pass short middle to T.Sharpe to TEN 38 for 16 yards (T.Gipson). | P7 |
| <u>1-10-TEN 38</u> | (2:04) (No Huddle, Shotgun) D.Henry right guard to TEN 41 for 3 yards (B.McKinney, Z.Cunningham). | |

Two-Minute Warning

| | | |
|--------------------|---|----|
| 2-7-TEN 41 | (1:59) (Shotgun) R.Tannehill pass short left to A.Brown to HST 48 for 11 yards (B.Roby). | P8 |
| <u>1-10-HST 48</u> | (1:35) (No Huddle, Shotgun) R.Tannehill pass short left to A.Brown ran ob at HST 37 for 11 yards. | P9 |
| <u>1-10-HST 37</u> | (1:30) (Shotgun) R.Tannehill pass incomplete short left to A.Brown. | |
| 2-10-HST 37 | (1:26) (No Huddle, Shotgun) R.Tannehill pass incomplete short right to C.Davis. | |
| 3-10-HST 37 | (1:20) (Shotgun) R.Tannehill pass incomplete deep right to K.Raymond (G.Conley). | |
| 4-10-HST 37 | (1:14) (Punt formation) B.Kern pass incomplete deep right to D.Cruikshank (L.Johnson). | |

Houston Texans at 1:08

| | | |
|--------------------|--|-----|
| 1-10-HST 37 | (1:08) (Shotgun) D.Watson pass short middle to K.Stills to HST 44 for 7 yards (J.Brown; L.Ryan). | |
| 2-3-HST 44 | (:45) (No Huddle, Shotgun) D.Watson scrambles right end to TEN 49 for 7 yards (J.Brown). | R11 |
| | Timeout #1 by HST at 00:36. | |
| <u>1-10-TEN 49</u> | (:36) (Shotgun) D.Watson pass incomplete deep left. | |

Houston Texans vs Tennessee Titans at Nissan Stadium

- 2-10-TEN 49 (:28) (Shotgun) D.Watson scrambles left end pushed ob at TEN 48 for 1 yard (K.Correa).
- 3-9-TEN 48 (:21) (Shotgun) D.Watson pass incomplete deep right to W.Fuller.
Penalty on HST-L.Tunsil, Offensive Holding, declined.
- 4-9-TEN 48 (:13) (Punt formation) B.Anger punts 38 yards to TEN 10, Center-J.Weeks, downed by HST-Z.Cunningham.

Tennessee Titans at 0:01

- 1-10-TEN 10 (:01) R.Tannehill kneels to TEN 9 for -1 yards.

| END OF QUARTER | | | First Downs | | | | Efficiencies | |
|------------------|-------|-----------|-------------|---|---|---|--------------|--------|
| | Score | Time Poss | R | P | X | T | 3 Down | 4 Down |
| Houston Texans | 14 | 6:29 | 2 | 3 | 1 | 6 | 1/2 | 0/0 |
| Tennessee Titans | 0 | 8:31 | 3 | 3 | 0 | 6 | 1/3 | 0/1 |

Third Quarter

12/15/2019

Play By Play

TEN elects to Receive, and HST elects to defend the North goal.

K.Fairbairn kicks 65 yards from HST 35 to TEN 0. K.Raymond to TEN 24 for 24 yards (K.Crossen).

Tennessee Titans at 15:00, (1st play from scrimmage 14:53)

| | | |
|---|---|-----|
| 1-10-TEN 24 | (14:53) R.Tannehill pass incomplete deep left to A.Brown. | |
| 2-10-TEN 24 | (14:45) (Shotgun) D.Henry right guard to TEN 29 for 5 yards (Z.Cunningham, D.Reader). | |
| 3-5-TEN 29 | (14:01) (Shotgun) R.Tannehill pass short left to A.Brown pushed ob at TEN 38 for 9 yards (V.Hargreaves). | P10 |
| <u>1-10-TEN 38</u> | (13:27) (Shotgun) D.Henry left guard to TEN 40 for 2 yards (C.Watkins, B.Scarlett). | |
| 2-8-TEN 40 | (12:47) (Shotgun) PENALTY on TEN-N.Davis, False Start, 5 yards, enforced at TEN 40 - No Play. | |
| 2-13-TEN 35 | (12:28) (Shotgun) R.Tannehill pass short left to J.Smith to TEN 45 for 10 yards (Z.Cunningham). | |
| 3-3-TEN 45 | (11:46) (Shotgun) R.Tannehill pass short right to A.Brown to HST 44 for 11 yards (B.McKinney). | P11 |
| <u>1-10-HST 44</u> | (11:03) D.Henry up the middle to HST 42 for 2 yards (Z.Cunningham, B.McKinney). | |
| 2-8-HST 42 | (10:19) R.Tannehill scrambles up the middle to HST 32 for 10 yards (C.Watkins). | R12 |
| <u>1-10-HST 32</u> | (9:37) D.Henry right tackle to HST 29 for 3 yards (C.Watkins; T.Gipson). | |
| 2-7-HST 29 | (9:03) R.Tannehill pass short left to C.Davis pushed ob at HST 13 for 16 yards (J.Reid). | P13 |
| <u>1-10-HST 13</u> | (8:22) D.Henry left tackle to HST 2 for 11 yards (B.McKinney; J.Reid). HST-C.Watkins was injured during the play. His return is Questionable. | R14 |
| <u>1-2-HST 2</u> | (7:45) (Shotgun) D.Henry up the middle to HST 1 for 1 yard (Z.Cunningham). | |
| 2-1-HST 1 | (7:05) R.Tannehill pass short middle to K.Blasingame to HST 1 for no gain (Z.Cunningham) [C.Omenihu]. | |
| 3-1-HST 1 | (6:28) D.Henry left guard to HST 1 for no gain (W.Mercilus). | |
| 4-1-HST 1 | (5:40) R.Tannehill left end for 1 yard, TOUCHDOWN. | R15 |
| R.Succop extra point is GOOD, Center-B.Brinkley, Holder-B.Kern. | | |

| |
|--|
| HST 14 TEN 7, 15 plays, 76 yards, 9:26 drive, 9:26 elapsed |
|--|

R.Santoso kicks 60 yards from TEN 35 to HST 5. D.Carter to HST 36 for 31 yards (R.Gilbert).

Houston Texans at 5:34, (1st play from scrimmage 5:27)

| | | |
|--------------------|---|-----|
| 1-10-HST 36 | (5:27) C.Hyde right tackle to HST 36 for no gain (D.Jones). | |
| 2-10-HST 36 | (4:41) (Shotgun) D.Watson pass short right to D.Johnson to HST 47 for 11 yards (J.Brown). | P12 |
| <u>1-10-HST 47</u> | (4:05) C.Hyde left tackle to 50 for 3 yards (J.Brown). | |
| 2-7-50 | (3:26) (Shotgun) D.Watson scrambles left tackle pushed ob at TEN 47 for 3 yards (R.Evans). | |
| 3-4-TEN 47 | (2:43) (Shotgun) D.Watson pass deep right to W.Fuller ran ob at TEN 16 for 31 yards (L.Ryan). | P13 |
| <u>1-10-TEN 16</u> | (2:03) C.Hyde right end pushed ob at TEN 5 for 11 yards (L.Sims). | R14 |
| <u>1-5-TEN 5</u> | (1:26) (Shotgun) C.Hyde up the middle to TEN 4 for 1 yard (R.Evans). | |
| 2-4-TEN 4 | (:46) (Shotgun) D.Watson pass short middle intended for W.Fuller INTERCEPTED by J.Brown (J.Simmons) at TEN -4. Touchback. | |

Tennessee Titans at 0:39

1-10-TEN 20 (:39) R.Tannehill pass short left to A.Brown to TEN 27 for 7 yards (B.Roby).

END OF QUARTER

| | Score | Time Poss | First Downs | | | | Efficiencies | |
|------------------|-------|-----------|-------------|---|---|---|--------------|--------|
| | | | R | P | X | T | 3 Down | 4 Down |
| Houston Texans | 14 | 4:55 | 1 | 2 | 0 | 3 | 1/1 | 0/0 |
| Tennessee Titans | 7 | 10:05 | 3 | 3 | 0 | 6 | 2/3 | 1/1 |

Tennessee Titans continued.

| | | |
|--------------------|--|-----|
| 2-3-TEN 27 | (15:00) J.Smith right end to HST 16 for 57 yards (J.Reid). HST-J.Reid was injured during the play. His return is Questionable. | R16 |
| <u>1-10-HST 16</u> | (14:31) R.Tannehill pass incomplete short left to C.Davis. | |
| 2-10-HST 16 | (14:27) (Shotgun) R.Tannehill pass short right to K.Raymond to HST 14 for 2 yards (B.Scarlett). | |
| | PENALTY on HST-B.Scarlett, Unnecessary Roughness, 7 yards, enforced at HST 14. | X17 |
| <u>1-7-HST 7</u> | (14:08) (Shotgun) D.Henry up the middle to HST 5 for 2 yards (W.Mercilus). | |
| 2-5-HST 5 | (13:46) (No Huddle, Shotgun) R.Tannehill pass short left to A.Brown for 5 yards, TOUCHDOWN. | P18 |
| | R.Succop extra point is GOOD, Center-B.Brinkley, Holder-B.Kern. | |

HST 14 TEN 14, 6 plays, 80 yards, 1 penalty, 2:04 drive, 1:25 elapsed

R.Santoso kicks 65 yards from TEN 35 to end zone, Touchback.

Houston Texans at 13:35

| | | |
|--------------------|--|-----|
| 1-10-HST 25 | (13:35) D.Watson pass short left to D.Fells to HST 27 for 2 yards (L.Ryan, R.Evans). | |
| 2-8-HST 27 | (13:00) (Shotgun) C.Hyde up the middle to HST 36 for 9 yards (J.Brown). | R15 |
| <u>1-10-HST 36</u> | (12:28) D.Watson pass deep right to D.Hopkins ran ob at TEN 29 for 35 yards. | P16 |
| <u>1-10-TEN 29</u> | (11:59) (Shotgun) D.Watson pass incomplete short left to D.Hopkins. | |
| 2-10-TEN 29 | (11:54) (Shotgun) C.Hyde up the middle to TEN 27 for 2 yards (K.Correa, K.Vaccaro). | |
| 3-8-TEN 27 | (11:06) (Shotgun) D.Watson scrambles up the middle to TEN 15 for 12 yards (K.Vaccaro). | R17 |
| | PENALTY on TEN-T.Brock, Defensive Holding, 5 yards, enforced at TEN 15. | X18 |
| <u>1-10-TEN 10</u> | (10:41) (Shotgun) C.Hyde left end for 10 yards, TOUCHDOWN. | R19 |
| | K.Fairbairn extra point is GOOD, Center-J.Weeks, Holder-B.Anger. | |

HST 21 TEN 14, 7 plays, 75 yards, 1 penalty, 3:01 drive, 4:26 elapsed

K.Fairbairn kicks 65 yards from HST 35 to end zone, Touchback.

Tennessee Titans at 10:34

| | | |
|--------------------|---|-----|
| 1-10-TEN 25 | (10:34) (Shotgun) R.Tannehill pass short left to J.Smith pushed ob at TEN 42 for 17 yards (T.Gipson). | P19 |
| <u>1-10-TEN 42</u> | (10:00) D.Henry right guard to TEN 43 for 1 yard (Z.Cunningham, A.Blackson). | |
| 2-9-TEN 43 | (9:20) (Shotgun) R.Tannehill pass incomplete short middle to D.Henry [D.Reader]. | |
| 3-9-TEN 43 | (9:12) (Shotgun) R.Tannehill sacked at TEN 41 for -2 yards (sack split by B.McKinney and Z.Cunningham). | |
| | Penalty on TEN-D.Lewis, Offensive Holding, declined. | |
| 4-11-TEN 41 | (8:59) (Punt formation) B.Kern punts 50 yards to HST 9, Center-B.Brinkley, downed by TEN-D.Cruikshank. | |

Houston Texans at 8:46

| | | |
|--------------------|---|-----|
| 1-10-HST 9 | (8:46) (Shotgun) D.Watson pass short left to D.Hopkins to HST 12 for 3 yards (R.Evans, L.Sims). | |
| 2-7-HST 12 | (8:08) (Shotgun) C.Hyde up the middle to HST 18 for 6 yards (K.Vaccaro). | |
| 3-1-HST 18 | (7:30) (Shotgun) C.Hyde right guard to HST 20 for 2 yards (H.Landry). | R20 |
| <u>1-10-HST 20</u> | (6:56) D.Watson pass deep left to D.Hopkins to TEN 45 for 35 yards (L.Sims). | P21 |
| <u>1-10-TEN 45</u> | (6:08) (No Huddle) D.Johnson left guard to TEN 42 for 3 yards (R.Evans). | |
| 2-7-TEN 42 | (5:27) (Shotgun) D.Watson pass short middle to D.Hopkins to TEN 17 for 25 yards (L.Ryan). | P22 |
| <u>1-10-TEN 17</u> | (4:40) (Shotgun) C.Hyde left guard to TEN 8 for 9 yards (K.Byard). | |
| 2-1-TEN 8 | (3:56) C.Hyde right guard to TEN 7 for 1 yard (J.Simmons). | R23 |
| | Timeout #1 by TEN at 03:49. | |
| <u>1-7-TEN 7</u> | (3:49) (Shotgun) C.Hyde left tackle to TEN 6 for 1 yard (L.Sims). | |
| | Timeout #2 by TEN at 03:45. | |
| 2-6-TEN 6 | (3:45) (Shotgun) D.Watson left tackle to TEN 6 for no gain (R.Evans). | |
| | Timeout #3 by TEN at 03:39. | |
| 3-6-TEN 6 | (3:39) (Shotgun) D.Watson pass incomplete short right. | |
| 4-6-TEN 6 | (3:31) (Field Goal formation) PENALTY on HST, Delay of Game, 5 yards, enforced at TEN 6 - No Play. | |
| 4-11-TEN 11 | (3:31) (Field Goal formation) K.Fairbairn 29 yard field goal is GOOD, Center-J.Weeks, Holder-B.Anger. | |
| | Penalty on TEN-J.Kalu, Defensive Offside, declined. | |

HST 24 TEN 14, 12 plays, 80 yards, 5:20 drive, 11:34 elapsed

K.Fairbairn kicks 65 yards from HST 35 to end zone, Touchback.

Tennessee Titans at 3:26

Houston Texans vs Tennessee Titans at Nissan Stadium

| | | |
|--------------------|---|-----|
| 1-10-TEN 25 | (3:26) (Shotgun) R.Tannehill pass short right to J.Smith to TEN 30 for 5 yards (Z.Cunningham). | |
| 2-5-TEN 30 | (3:07) (No Huddle, Shotgun) R.Tannehill pass short right to J.Smith pushed ob at TEN 35 for 5 yards (G.Conley). HST-J.Martin was injured during the play. His return is Questionable. | P20 |
| <u>1-10-TEN 35</u> | (2:59) (Shotgun) R.Tannehill pass deep middle to J.Smith to HST 42 for 23 yards (T.Gipson; B.McKinney). HST-B.McKinney was injured during the play. His return is Questionable. | P21 |
| <u>1-10-HST 42</u> | (2:38) (Shotgun) R.Tannehill pass short middle to T.Sharpe to HST 30 for 12 yards (V.Hargreaves). | P22 |
| <u>1-10-HST 30</u> | (2:22) (No Huddle, Shotgun) R.Tannehill pass short right to C.Davis to HST 11 for 19 yards (J.Addae). | P23 |
| <u>1-10-HST 11</u> | (2:15) (Shotgun) R.Tannehill pass incomplete short right to A.Brown. | |
| 2-10-HST 11 | (2:10) (Shotgun) R.Tannehill pass short middle to D.Lewis for 11 yards, TOUCHDOWN. R.Succop extra point is GOOD, Center-B.Brinkley, Holder-B.Kern. Timeout #1 by HST at 02:04. | P24 |

| |
|---|
| HST 24 TEN 21, 7 plays, 75 yards, 1:22 drive, 12:56 elapsed |
|---|

(Onside Kick formation) R.Santoso kicks onside 7 yards from TEN 35 to TEN 42. J.Reid (didn't try to advance) to TEN 42 for no gain (A.Hooker).

Houston Texans at 2:04, (1st play from scrimmage 2:03)

1-10-TEN 42 (2:03) C.Hyde up the middle to TEN 42 for no gain (A.Johnson).

Two-Minute Warning

2-10-TEN 42 (1:59) C.Hyde up the middle to TEN 42 for no gain (D.Jones).

3-10-TEN 42 (1:14) (Shotgun) C.Hyde up the middle to TEN 39 for 3 yards (D.Jones).

4-7-TEN 39 (:28) (Punt formation) PENALTY on HST, Delay of Game, 5 yards, enforced at TEN 39 - No Play.

4-12-TEN 44 (:28) (Punt formation) B.Anger punts 43 yards to TEN 1, Center-J.Weeks. L.Sims to TEN 12 for 11 yards (B.Mingo, A.Moore).

Tennessee Titans at 0:17

1-10-TEN 12 (:17) (Shotgun) R.Tannehill sacked at TEN 4 for -8 yards (C.Omenihu).

2-18-TEN 4 (:01) (No Huddle) R.Tannehill spiked the ball to stop the clock.

END OF QUARTER

| | Score | Time Poss | First Downs | | | | Efficiencies | |
|------------------|-------|-----------|-------------|---|---|---|--------------|--------|
| | | | R | P | X | T | 3 Down | 4 Down |
| Houston Texans | 24 | 10:08 | 5 | 3 | 1 | 9 | 2/4 | 0/0 |
| Tennessee Titans | 21 | 4:52 | 1 | 7 | 1 | 9 | 0/1 | 0/0 |

Miscellaneous Statistics Report

Houston Texans vs Tennessee Titans
12/15/2019 at Nissan Stadium

Ten Longest Plays for Houston Texans

| Yards | Qtr | Play Start | Play Description |
|-------|-----|-------------|--|
| 35 | 4 | 1-10-HST 36 | (12:28) D.Watson pass deep right to D.Hopkins ran ob at TEN 29 for 35 yards. |
| 35 | 4 | 1-10-HST 20 | (6:56) D.Watson pass deep left to D.Hopkins to TEN 45 for 35 yards (L.Sims). |
| 31 | 3 | 3-4-TEN 47 | (2:43) (Shotgun) D.Watson pass deep right to W.Fuller ran ob at TEN 16 for 31 yards (L.Ryan). |
| 25 | 4 | 2-7-TEN 42 | (5:27) (Shotgun) D.Watson pass short middle to D.Hopkins to TEN 17 for 25 yards (L.Ryan). |
| 21 | 2 | 2-9-TEN 45 | (4:47) (Shotgun) D.Watson pass short right to W.Fuller to TEN 39 for 6 yards (T.Brock). PENALTY on TEN-T.Brock, Face Mask (15 Yards), 15 yards, enforced at TEN 39. |
| 17 | 4 | 3-8-TEN 27 | (11:06) (Shotgun) D.Watson scrambles up the middle to TEN 15 for 12 yards (K.Vaccaro). PENALTY on TEN-T.Brock, Defensive Holding, 5 yards, enforced at TEN 15. |
| 16 | 2 | 3-2-TEN 16 | (3:20) (Shotgun) D.Watson pass deep right to K.Stills for 16 yards, TOUCHDOWN. |
| 14 | 1 | 2-6-HST 30 | (14:19) (Shotgun) D.Watson pass short right to D.Hopkins to HST 44 for 14 yards (R.Evans; K.Vaccaro). |
| 12 | 2 | 2-10-TEN 12 | (10:04) (Shotgun) D.Watson pass short right to K.Stills for 12 yards, TOUCHDOWN. Penalty on TEN-L.Ryan, Defensive Holding, declined. |
| 11 | 3 | 2-10-HST 36 | (4:41) (Shotgun) D.Watson pass short right to D.Johnson to HST 47 for 11 yards (J.Brown). |

Ten Longest Plays for Tennessee Titans

| Yards | Qtr | Play Start | Play Description |
|-------|-----|-------------|--|
| 60 | 1 | 2-8-TEN 3 | (8:54) R.Tannehill pass deep right to A.Brown pushed ob at HST 37 for 60 yards (J.Joseph) [B.Dunn]. |
| 57 | 4 | 2-3-TEN 27 | (15:00) J.Smith right end to HST 16 for 57 yards (J.Reid). HST-J.Reid was injured during the play. His return is Questionable. |
| 23 | 2 | 2-8-HST 43 | (13:35) D.Henry left tackle to HST 20 for 23 yards (J.Reid). |
| 23 | 4 | 1-10-TEN 35 | (2:59) (Shotgun) R.Tannehill pass deep middle to J.Smith to HST 42 for 23 yards (T.Gipson; B.McKinney). HST-B.McKinney |
| 22 | 1 | 3-13-TEN 21 | (:51) (Shotgun) R.Tannehill pass deep left to C.Davis to TEN 43 for 22 yards (B.Roby). |
| 19 | 4 | 1-10-HST 30 | (2:22) (No Huddle, Shotgun) R.Tannehill pass short right to C.Davis to HST 11 for 19 yards (J.Addae). |
| 17 | 4 | 1-10-TEN 25 | (10:34) (Shotgun) R.Tannehill pass short left to J.Smith pushed ob at TEN 42 for 17 yards (T.Gipson). |
| 16 | 2 | 2-6-TEN 22 | (2:32) (Shotgun) R.Tannehill pass short middle to T.Sharpe to TEN 38 for 16 yards (T.Gipson). |
| 16 | 3 | 2-7-HST 29 | (9:03) R.Tannehill pass short left to C.Davis pushed ob at HST 13 for 16 yards (J.Reid). |
| 12 | 4 | 1-10-HST 42 | (2:38) (Shotgun) R.Tannehill pass short middle to T.Sharpe to HST 30 for 12 yards (V.Hargreaves). |

Touchdown Scoring Information

| | | Offense | Defense | Special Teams |
|---------|------------------|---------|---------|---------------|
| VISITOR | Houston Texans | 3 | 0 | 0 |
| HOME | Tennessee Titans | 3 | 0 | 0 |

Player Scoring Information

| Club | Player | TD | Rush TD | Rec TD | KO TD | Punt TD | Int TD | Fum TD | Misc TD | FG | XP | 2Pt Rush | 2Pt Rec | Sfty | Points |
|------|-------------|----|---------|--------|-------|---------|--------|--------|---------|----|----|----------|---------|------|--------|
| HST | K.Stills | 0 | 0 | 2 | 0 | 0 | 0 | 0 | 0 | 0 | 0 | 0 | 0 | 0 | 12 |
| HST | C.Hyde | 0 | 1 | 0 | 0 | 0 | 0 | 0 | 0 | 0 | 0 | 0 | 0 | 0 | 6 |
| HST | K.Fairbairn | 0 | 0 | 0 | 0 | 0 | 0 | 0 | 0 | 1 | 3 | 0 | 0 | 0 | 6 |
| TEN | R.Tannehill | 0 | 1 | 0 | 0 | 0 | 0 | 0 | 0 | 0 | 0 | 0 | 0 | 0 | 6 |
| TEN | A.Brown | 0 | 0 | 1 | 0 | 0 | 0 | 0 | 0 | 0 | 0 | 0 | 0 | 0 | 6 |
| TEN | D.Lewis | 0 | 0 | 1 | 0 | 0 | 0 | 0 | 0 | 0 | 0 | 0 | 0 | 0 | 6 |
| TEN | R.Succop | 0 | 0 | 0 | 0 | 0 | 0 | 0 | 0 | 0 | 3 | 0 | 0 | 0 | 3 |

Possession Detail

| | First Half | | Second Half | | Game | |
|-----------------------------|------------|------|-------------|-------|---------|-------|
| | Visitor | Home | Visitor | Home | Visitor | Home |
| Largest Lead | 14 | 0 | 10 | 0 | 14 | 0 |
| Drives Leading | 2 | 0 | 3 | 0 | 5 | 0 |
| Time of Possession Leading | 5:42 | 0:00 | 12:02 | 0:00 | 17:44 | 0:00 |
| Largest Deficit | 0 | -14 | 0 | -10 | 0 | -14 |
| Drives Trailing | 0 | 3 | 0 | 5 | 0 | 8 |
| Time of Possession Trailing | 0:00 | 4:17 | 0:00 | 14:57 | 0:00 | 19:14 |
| Times Score Tied Up | | 0 | | 1 | | 1 |
| Lead Changes | | 1 | | 1 | | 2 |

Playtime Percentage

Percent of playtime per player on offense, defense and special teams

| Houston Texans | | | | | | Tennessee Titans | | | | | |
|----------------|----|---------|---------|---------------|-----|------------------|----|---------|---------|---------------|-----|
| | | Offense | Defense | Special Teams | | | | Offense | Defense | Special Teams | |
| M Scharping | G | 63 100% | | 4 | 16% | R Saffold | G | 67 100% | | 4 | 16% |
| N Martin | C | 63 100% | | 4 | 16% | T Lewan | T | 67 100% | | 4 | 16% |
| L Tunsil | T | 63 100% | | 4 | 16% | J Conklin | T | 67 100% | | 4 | 16% |
| Z Fulton | G | 63 100% | | 4 | 16% | N Davis | G | 67 100% | | 4 | 16% |
| D Watson | QB | 63 100% | | | | R Tannehill | QB | 67 100% | | | |
| D Hopkins | WR | 63 100% | | | | B Jones | C | 67 100% | | | |
| W Fuller | WR | 59 94% | | | | A Brown | WR | 61 91% | | | |
| D Fells | TE | 52 83% | | 5 | 20% | J Smith | TE | 54 81% | | 5 | 20% |
| C Hyde | RB | 42 67% | | | | C Davis | WR | 51 76% | | | |
| K Stills | WR | 39 62% | | | | D Henry | RB | 39 58% | | | |
| J Akins | TE | 38 60% | | 8 | 32% | M Pruitt | TE | 30 45% | | 16 | 64% |
| C Clark | T | 33 52% | | | | T Sharpe | WR | 27 40% | | | |
| R Johnson | T | 30 48% | | 4 | 16% | D Lewis | RB | 24 36% | | | |
| D Johnson | RB | 21 33% | | | | A Firkser | TE | 18 27% | | 9 | 36% |
| J Thomas | TE | 1 2% | | | | K Raymond | WR | 15 22% | | 13 | 52% |
| Z Cunningham | LB | | 67 100% | 9 | 36% | K Blasingame | FB | 13 19% | | 15 | 60% |
| B Roby | CB | | 67 100% | | | D Kelly | T | 3 4% | | 4 | 16% |
| T Gipson | FS | | 64 96% | | | K Byard | FS | | 63 100% | 5 | 20% |
| J Reid | SS | | 62 93% | 5 | 20% | J Brown | LB | | 63 100% | 4 | 16% |
| B McKinney | LB | | 61 91% | | | L Ryan | CB | | 63 100% | 1 | 4% |
| W Mercilus | LB | | 59 88% | | | K Vaccaro | SS | | 63 100% | | |
| D Reader | NT | | 47 70% | 5 | 20% | T Brock | CB | | 63 100% | | |
| B Scarlett | LB | | 44 66% | 12 | 48% | R Evans | LB | | 58 92% | | |
| B Dunn | NT | | 35 52% | 5 | 20% | H Landry | LB | | 56 89% | 1 | 4% |
| V Hargreaves | CB | | 33 49% | | | J Casey | DT | | 45 71% | | |
| G Conley | CB | | 32 48% | | | K Correa | LB | | 35 56% | 8 | 32% |
| J Joseph | CB | | 32 48% | | | D Jones | NT | | 35 56% | 5 | 20% |
| C Watkins | DE | | 29 43% | 5 | 20% | L Sims | CB | | 34 54% | 7 | 28% |
| C Omenihu | DE | | 28 42% | 5 | 20% | J Simmons | DT | | 32 51% | 5 | 20% |
| A Blackson | DE | | 25 37% | 5 | 20% | T Smith | CB | | 30 48% | 9 | 36% |
| J Martin | LB | | 24 36% | 11 | 44% | A Johnson | NT | | 20 32% | 9 | 36% |
| J Addae | FS | | 20 30% | 12 | 48% | R Gilbert | DE | | 19 30% | 3 | 12% |
| P Kalambayi | LB | | 6 9% | 16 | 64% | A Hooker | FS | | 10 16% | 21 | 84% |
| A Moore | FS | | 2 3% | 21 | 84% | J Ivie | DT | | 4 6% | 4 | 16% |
| B Mingo | LB | | | 21 | 84% | D Cruikshank | SS | | | 21 | 84% |
| K Crossen | CB | | | 17 | 68% | J Kalu | CB | | | 20 | 80% |
| B Howell | RB | | | 16 | 64% | D Long | LB | | | 16 | 64% |
| C Gillaspia | RB | | | 16 | 64% | W Woodyard | LB | | | 15 | 60% |
| L Johnson | CB | | | 13 | 52% | C Hollister | WR | | | 8 | 32% |
| T Adams | LB | | | 11 | 44% | B Brinkley | LS | | | 8 | 32% |
| K Fairbairn | K | | | 9 | 36% | B Kern | P | | | 8 | 32% |
| D Carter | WR | | | 8 | 32% | D Roberson | LB | | | 6 | 24% |
| B Anger | P | | | 8 | 32% | R Santoso | P | | | 4 | 16% |
| J Weeks | LS | | | 8 | 32% | R Succop | K | | | 4 | 16% |
| G Mancz | C | | | 4 | 16% | J Douglas | G | | | 4 | 16% |

**TITANS FALL TO SAINTS,
BUT ARE NOW IN A WIN-
AND-IN PLAYOFF
SCENARIO NEXT WEEK**

**BY JIM WYATT
TITANS ONLINE
DECEMBER 23, 2019**

NASHVILLE – It was a good news, bad news kind of day on Sunday for the Titans.

First, the bad news: The Titans went toe-to-toe with the high-flying New Orleans Saints before losing, 38-28, at Nissan Stadium. It was the team's second straight loss after winning four games in a row.

The good news is the Titans are now in a win-and-in playoff scenario next Sunday in Houston. A win vs. the Texans and the Titans would claim a Wild Card spot in the AFC playoffs. A win by the New York Jets over the Steelers on Sunday cracked the door for the Titans in Week 7.

The Titans dropped to 8-7 with the loss on Sunday, while the Saints improved to 12-3.

The Titans got off to a fast start on Sunday to claim an early touchdown lead, and then fought back late, before the Saints clinched it.

The Titans took a 7-0 lead in the first quarter on a 41-yard touchdown pass from quarterback Ryan Tannehill to tight end Jonnu Smith.

On the team's next possession, Titans rookie A.J. Brown took a handoff and sprinted 39 yards for a touchdown, making it 14-0 barely 10 minutes into the game.

But the Saints rallied, cutting the lead to 14-10 on a 61-yard touchdown pass from quarterback Drew Brees to tight end Jared Cook, which followed a 47-yard field goal by kicker Wil Lutz earlier in the second quarter.

It was 14-10 Titans at the half.

The Saints then surged ahead 17-14 on a 40-yard touchdown run by Alvin Kamari just one minute into the third quarter. Another Kamara touchdown, this one from one yard out, midway through the third quarter made it 24-14.

A few minutes later, Titans quarterback Ryan Tannehill found receiver Tajae Sharpe open for a 36-yard touchdown pass, which made it 24-21 with 4:25 left in the third quarter.

But the Saints responded with a quick scoring drive of their own to reclaim a ten-point lead, going up 31-21 on a 16-yard touchdown toss from Brees to Cook again.

Back came the Titans. Tannehill connected with Sharpe again for a touchdown – this time from seven yards out – to make it 31-28 with 7:27 left in the contest. When the Titans got the ball back, Tannehill connected with receiver Kalif Raymond for a big play across the middle, but the ball was dislodged and the Saints recovered the fumble and returned it deep into Tennessee territory.

Brees connected with Thomas for a two-yard touchdown to make it 38-28 with 2:10 left and the Saints held on.

Titans running back Derrick Henry, who is dealing with a lingering hamstring injury, was among the team's inactives. Dion Lewis started in his place at running back, and Lewis and Dalyn Dawkins both got carries on offense for the Titans.

The Titans travel to Houston to face the Texans in the regular season finale next Sunday.

###

Week 16

National Football League Game Summary

NFL Copyright © 2019 by The National Football League. All rights reserved. This summary and play-by-play is for the express purpose of assisting media in their coverage of the game; any other use of this material is prohibited without the written permission of the National Football League. Updated: 12/23/2019

Date: Sunday, 12/22/2019

New Orleans Saints at Tennessee Titans
at Nissan Stadium, Nashville, TN

Start Time: 12:02 PM CST

Game Day Weather

Game Weather: Cloudy

Temp: 50° F (10.0° C) Humidity: 59%, Wind: NE 4 mph

Played Outdoors on Turf: Grass

Outdoor Weather: Cloudy, Wind Chill: 49

Officials

Referee: Boger, Jerome (23)
Line Judge: Baynes, Rusty (59)
Back Judge: Steratore, Tony (112)

Umpire: Paganelli, Carl (124)
Field Judge: Meslow, David (118)
Replay Official: Ames, Roddy (0)

Down Judge: Holt, Patrick (106)
Side Judge: Monroe, Jonah (120)

Lineups

New Orleans Saints

| Offense | | | Defense | | |
|---------|----|------------|---------|----|-------------------|
| WR | 13 | M.Thomas | RDE | 91 | T.Hendrickson |
| LT | 72 | T.Armstead | DT | 90 | M.Brown |
| LG | 62 | N.Easton | DT | 93 | D.Onyemata |
| C | 78 | E.McCoy | LDE | 94 | C.Jordan |
| RG | 64 | W.Clapp | WILL | 56 | D.Davis |
| RT | 71 | R.Ramczyk | MLB | 51 | M.Te'o |
| TE | 89 | J.Hill | SAM | 53 | A.Klein |
| WR | 11 | D.Harris | LCB | 25 | E.Apple |
| QB | 9 | D.Brees | SS | 22 | C.Gardner-Johnson |
| RB | 41 | A.Kamara | FS | 43 | M.Williams |
| FB | 7 | T.Hill | RCB | 23 | M.Lattimore |

Tennessee Titans

| Offense | | | Defense | | |
|---------|----|--------------|---------|----|-----------|
| WR | 84 | C.Davis | DE | 90 | D.Jones |
| TE | 85 | M.Pruitt | NT | 94 | A.Johnson |
| LT | 77 | T.Lewan | DT | 99 | J.Casey |
| LG | 76 | R.Saffold | ILB | 54 | R.Evans |
| C | 60 | B.Jones | ILB | 55 | J.Brown |
| RG | 64 | N.Davis | OLB | 58 | H.Landry |
| RT | 78 | J.Conklin | CB | 26 | L.Ryan |
| WR | 11 | A.Brown | SS | 24 | K.Vaccaro |
| QB | 17 | R.Tannehill | FS | 31 | K.Byard |
| FB | 41 | K.Blasingame | CB | 35 | T.Brock |
| RB | 33 | D.Lewis | CB | 36 | L.Sims |

Substitutions

K 3 W.Lutz, P 6 T.Morstead, WR 10 T.Smith, WR 19 T.Ginn, DB 20 J.Jenkins, CB 21 P.Robinson, DB 26 P.Williams, RB 27 D.Washington, RB 28 L.Murray, CB 34 J.Hardee, FB 42 Z.Line, DB 48 J.Gray, LS 49 Z.Wood, LB 52 C.Robertson, LB 58 S.Anthony, G 60 P.Onameh, T 70 M.Ola, WR 81 K.Hogan, TE 87 J.Cook, DT 95 T.Stallworth, DE 96 C.Granderson, DT 97 M.Edwards, DT 99 S.Tuttle

P 6 B.Kern, K 7 G.Joseph, WR 14 K.Raymond, WR 16 C.Hollister, WR 19 T.Sharpe, CB 23 T.Smith, RB 28 D.Dawkins, DB 29 D.Cruikshank, DB 37 A.Hooker, OLB 44 K.Correa, DB 46 J.Kalu, LS 48 B.Brinkley, OLB 50 D.Roberson, LB 51 D.Long, LB 57 N.Harris, LB 59 W.Woodyard, T/G 71 D.Kelly, G 75 J.Douglas, TE 81 J.Smith, TE 86 A.Firkser, DE 92 M.Dickerson, DT 96 J.Ivie

Did Not Play

QB 5 T.Bridgewater

Did Not Play

QB 8 M.Mariota, G/T 66 K.Pamphile

Not Active

S 24 V.Bell, DB 36 D.Swearingen, LB 54 K.Alonso, DE 57 N.Spence, G 67 L.Warford, OL 73 E.Greenidge, G/T 75 A.Peat

Not Active

WR 10 A.Humphries, RB 22 D.Henry, CB 25 A.Jackson, LB 53 D.Bates, OLB 93 R.Gilbert, DT 97 I.Mack, DL 98 J.Simmons

Field Goals (made () & missed)

| | | | | | | | |
|----------|--------------------|------|----|----|----|---|-------|
| W.Lutz | | (47) | | | | | |
| | | | 1 | 2 | 3 | 4 | OT |
| VISITOR: | New Orleans Saints | | 0 | 10 | 21 | 7 | 0 |
| HOME: | Tennessee Titans | | 14 | 0 | 7 | 7 | 0 |
| | | | | | | | Total |
| | | | | | | | 38 |
| | | | | | | | 28 |

Scoring Plays

| Team | Qtr | Time | Play Description (Extra Point) (Drive Info) | Visitor | Home |
|--------|-----|-------|--|---------|------|
| Titans | 1 | 7:55 | J.Smith 41 yd. pass from R.Tannehill (G.Joseph kick) (5-73, 2:42) | 0 | 7 |
| Titans | 1 | 4:50 | A.Brown 49 yd. run (G.Joseph kick) (3-70, 1:11) | 0 | 14 |
| Saints | 2 | 13:36 | W.Lutz 47 yd. Field Goal (13-41, 6:14) | 3 | 14 |
| Saints | 2 | 2:23 | J.Cook 61 yd. pass from D.Brees (W.Lutz kick) (1-61, 0:11) | 10 | 14 |
| Saints | 3 | 14:00 | A.Kamara 40 yd. run (W.Lutz kick) (2-61, 1:00) | 17 | 14 |
| Saints | 3 | 7:08 | A.Kamara 1 yd. run (W.Lutz kick) (9-70, 4:00) | 24 | 14 |
| Titans | 3 | 4:25 | T.Sharpe 36 yd. pass from R.Tannehill (G.Joseph kick) (5-75, 2:43) | 24 | 21 |
| Saints | 3 | 1:18 | J.Cook 16 yd. pass from D.Brees (W.Lutz kick) (5-52, 3:07) | 31 | 21 |
| Titans | 4 | 7:27 | T.Sharpe 7 yd. pass from R.Tannehill (G.Joseph kick) (6-42, 3:15) | 31 | 28 |

Week 16

National Football League Game Summary

NFL Copyright © 2019 by The National Football League. All rights reserved. This summary and play-by-play is for the express purpose of assisting media in their coverage of the game; any other use of this material is prohibited without the written permission of the National Football League. Updated: 12/23/2019

| | | | | | |
|-------------------------|---|------|---|------------|----|
| Saints | 4 | 2:10 | M.Thomas 2 yd. pass from D.Brees (W.Lutz kick) (6-25, 1:56) | 38 | 28 |
| Paid Attendance: 66,756 | | | | Time: 3:20 | |

Final Individual Statistics

New Orleans Saints

| RUSHING | ATT | YDS | AVG | LG | TD |
|----------|-----|-----|------|----|----|
| A.Kamara | 11 | 80 | 7.3 | 40 | 2 |
| L.Murray | 7 | 14 | 2.0 | 5 | 0 |
| T.Hill | 2 | 11 | 5.5 | 7 | 0 |
| D.Brees | 3 | -3 | -1.0 | -1 | 0 |
| Total | 23 | 102 | 4.4 | 40 | 2 |

| PASSING | ATT | CMP | YDS | SK/YD | TD | LG | IN | RT |
|---------|-----|-----|-----|-------|----|----|----|-------|
| D.Brees | 38 | 27 | 279 | 3/24 | 3 | 61 | 0 | 118.2 |
| T.Hill | 2 | 1 | 20 | 0/0 | 0 | 20 | 0 | 85.4 |
| Total | 40 | 28 | 299 | 3/24 | 3 | 61 | 0 | 116.6 |

| PASS RECEIVING | TAR | REC | YDS | AVG | LG | TD |
|----------------|-----|-----|-----|------|----|----|
| M.Thomas | 17 | 12 | 136 | 11.3 | 26 | 1 |
| A.Kamara | 7 | 6 | 30 | 5.0 | 14 | 0 |
| J.Cook | 4 | 3 | 84 | 28.0 | 61 | 2 |
| T.Hill | 2 | 2 | 21 | 10.5 | 23 | 0 |
| L.Murray | 3 | 2 | 11 | 5.5 | 7 | 0 |
| T.Smith | 2 | 1 | 13 | 13.0 | 13 | 0 |
| K.Hogan | 1 | 1 | 4 | 4.0 | 4 | 0 |
| D.Harris | 1 | 1 | 0 | 0.0 | 0 | 0 |
| T.Ginn | 1 | 0 | 0 | 0.0 | 0 | 0 |
| J.Hardee | 1 | 0 | 0 | 0.0 | 0 | 0 |
| Total | 39 | 28 | 299 | 10.7 | 61 | 3 |

| INTERCEPTIONS | NO | YDS | AVG | LG | TD |
|---------------|----|-----|-----|----|----|
| Total | 0 | 0 | 0 | 0 | 0 |

| PUNTING | NO | YDS | AVG | NET | TB | IN20 | LG |
|------------|----|-----|------|------|----|------|----|
| T.Morstead | 5 | 244 | 48.8 | 41.4 | 0 | 2 | 53 |
| Total | 5 | 244 | 48.8 | 41.4 | 0 | 2 | 53 |

| PUNT RETURNS | NO | YDS | AVG | FC | LG | TD |
|-----------------|----|-----|-----|----|----|----|
| D.Harris | 4 | 21 | 5.3 | 0 | 12 | 0 |
| [OUT OF BOUNDS] | 3 | 0 | 0.0 | 0 | 0 | 0 |
| Total | 4 | 21 | 5.3 | 0 | 12 | 0 |

| KICKOFF RETURNS | NO | YDS | AVG | FC | LG | TD |
|-----------------|----|-----|------|----|----|----|
| D.Harris | 4 | 150 | 37.5 | 0 | 47 | 0 |
| D.Washington | 1 | 12 | 12.0 | 0 | 12 | 0 |
| Total | 5 | 162 | 32.4 | 0 | 47 | 0 |

Tennessee Titans

| RUSHING | ATT | YDS | AVG | LG | TD |
|-------------|-----|-----|------|----|----|
| D.Lewis | 15 | 68 | 4.5 | 17 | 0 |
| A.Brown | 1 | 49 | 49.0 | 49 | 1 |
| D.Dawkins | 9 | 24 | 2.7 | 14 | 0 |
| R.Tannehill | 1 | 8 | 8.0 | 8 | 0 |
| Total | 26 | 149 | 5.7 | 49 | 1 |

| PASSING | ATT | CMP | YDS | SK/YD | TD | LG | IN | RT |
|-------------|-----|-----|-----|-------|----|----|----|-------|
| R.Tannehill | 27 | 17 | 272 | 5/24 | 3 | 41 | 0 | 133.6 |
| Total | 27 | 17 | 272 | 5/24 | 3 | 41 | 0 | 133.6 |

| PASS RECEIVING | TAR | REC | YDS | AVG | LG | TD |
|----------------|-----|-----|-----|------|----|----|
| T.Sharpe | 6 | 5 | 69 | 13.8 | 36 | 2 |
| J.Smith | 4 | 3 | 63 | 21.0 | 41 | 1 |
| C.Davis | 4 | 3 | 40 | 13.3 | 22 | 0 |
| K.Raymond | 2 | 2 | 32 | 16.0 | 23 | 0 |
| M.Pruitt | 2 | 2 | 15 | 7.5 | 10 | 0 |
| A.Brown | 2 | 1 | 34 | 34.0 | 34 | 0 |
| D.Lewis | 2 | 1 | 19 | 19.0 | 19 | 0 |
| K.Blasingame | 1 | 0 | 0 | 0.0 | 0 | 0 |
| D.Dawkins | 1 | 0 | 0 | 0.0 | 0 | 0 |
| A.Firkser | 1 | 0 | 0 | 0.0 | 0 | 0 |
| Total | 25 | 17 | 272 | 16.0 | 41 | 3 |

| INTERCEPTIONS | NO | YDS | AVG | LG | TD |
|---------------|----|-----|-----|----|----|
| Total | 0 | 0 | 0 | 0 | 0 |

| PUNTING | NO | YDS | AVG | NET | TB | IN20 | LG |
|---------|----|-----|------|------|----|------|----|
| B.Kern | 7 | 299 | 42.7 | 39.7 | 0 | 1 | 55 |
| Total | 7 | 299 | 42.7 | 39.7 | 0 | 1 | 55 |

| PUNT RETURNS | NO | YDS | AVG | FC | LG | TD |
|--------------|----|-----|------|----|----|----|
| K.Raymond | 3 | 37 | 12.3 | 2 | 14 | 0 |
| Total | 3 | 37 | 12.3 | 2 | 14 | 0 |

| KICKOFF RETURNS | NO | YDS | AVG | FC | LG | TD |
|-----------------|----|-----|------|----|----|----|
| K.Raymond | 4 | 83 | 20.8 | 0 | 26 | 0 |
| [TOUCHBACK] | 3 | 0 | 0.0 | 0 | 0 | 0 |
| Total | 4 | 83 | 20.8 | 0 | 26 | 0 |

New Orleans Saints

| FUMBLES | FUM | LOST | OWN-REC | YDS | TD | FORCED | OPP-REC | YDS | TD | OUT-BDS |
|-------------------|-----|------|---------|-----|----|--------|---------|-----|----|---------|
| D.Harris | 1 | 0 | 1 | 0 | 0 | 0 | 0 | 0 | 0 | 0 |
| C.Gardner-Johnson | 0 | 0 | 0 | 0 | 0 | 1 | 1 | 37 | 0 | 0 |
| Total | 1 | 0 | 1 | 0 | 0 | 1 | 1 | 37 | 0 | 0 |

Tennessee Titans

| FUMBLES | FUM | LOST | OWN-REC | YDS | TD | FORCED | OPP-REC | YDS | TD | OUT-BDS |
|-----------|-----|------|---------|-----|----|--------|---------|-----|----|---------|
| K.Raymond | 1 | 1 | 0 | 0 | 0 | 0 | 0 | 0 | 0 | 0 |
| Total | 1 | 1 | 0 | 0 | 0 | 0 | 0 | 0 | 0 | 0 |

Final Team Statistics

| | Visitor Saints | Home Titans |
|---|-------------------|----------------|
| TOTAL FIRST DOWNS | 23 | 17 |
| By Rushing | 5 | 4 |
| By Passing | 16 | 11 |
| By Penalty | 2 | 2 |
| THIRD DOWN EFFICIENCY | 4-12-33% | 5-13-38% |
| FOURTH DOWN EFFICIENCY | 0-1-0% | 0-1-0% |
| TOTAL NET YARDS | 377 | 397 |
| Total Offensive Plays (inc. times thrown passing) | 66 | 58 |
| Average gain per offensive play | 5.7 | 6.8 |
| NET YARDS RUSHING | 102 | 149 |
| Total Rushing Plays | 23 | 26 |
| Average gain per rushing play | 4.4 | 5.7 |
| Tackles for a loss-number and yards | 2-2 | 4-10 |
| NET YARDS PASSING | 275 | 248 |
| Times thrown - yards lost attempting to pass | 3-24 | 5-24 |
| Gross yards passing | 299 | 272 |
| PASS ATTEMPTS-COMPLETIONS-HAD INTERCEPTED | 40-28-0 | 27-17-0 |
| Avg gain per pass play (inc.# thrown passing) | 6.4 | 7.8 |
| KICKOFFS Number-In End Zone-Touchbacks | 7-5-3 | 5-0-0 |
| PUNTS Number and Average | 5-48.8 | 7-42.7 |
| Had Blocked | 0 | 0 |
| FGs - PATs Had Blocked | 0-0 | 0-0 |
| Net Punting Average | 41.4 | 39.7 |
| TOTAL RETURN YARDAGE (Not Including Kickoffs) | 21 | 37 |
| No. and Yards Punt Returns | 4-21 | 3-37 |
| No. and Yards Kickoff Returns | 5-162 | 4-83 |
| No. and Yards Interception Returns | 0-0 | 0-0 |
| PENALTIES Number and Yards | 11-70 | 6-56 |
| FUMBLES Number and Lost | 1-0 | 1-1 |
| TOUCHDOWNS | 5 | 4 |
| Rushing | 2 | 1 |
| Passing | 3 | 3 |
| EXTRA POINTS Made-Attempts | 5-5 | 4-4 |
| Kicking Made-Attempts | 5-5 | 4-4 |
| FIELD GOALS Made-Attempts | 1-1 | 0-0 |
| RED ZONE EFFICIENCY | 3-3-100% | 1-1-100% |
| GOAL TO GO EFFICIENCY | 2-2-100% | 0-0-0% |
| SAFETIES | 0 | 0 |
| FINAL SCORE | 38 | 28 |
| TIME OF POSSESSION | 31:04 | 28:56 |

Ball Possession And Drive Chart

New Orleans Saints

| # | Time Recd | Time Lost | Time Poss | How Ball Obtained | Drive Began | # Play | Yds Gain | Yds Pen | Net Yds | 1st Down | Last Scrm | How Given Up |
|----|-----------|-----------|-----------|-------------------|-------------|--------|----------|---------|---------|----------|-----------|--------------|
| 1 | 12:58 | 10:37 | 2:21 | Punt | NO 24 | 5 | 11 | 0 | 11 | 1 | NO 35 | Punt |
| 2 | 7:55 | 6:01 | 1:54 | Kickoff | NO 43 | 3 | -5 | -10 | -15 | 0 | NO 28 | Punt |
| 3 | 4:50 | 13:36 | 6:14 | Kickoff | NO 30 | 13 | 45 | -4 | 41 | 4 | TEN 29 | Field Goal |
| 4 | 11:54 | 9:33 | 2:21 | Punt | NO 25 | 5 | 32 | -10 | 22 | 1 | NO 47 | Punt |
| 5 | 7:38 | 6:33 | 1:05 | Punt | TEN 48 | 3 | 7 | -10 | -3 | 0 | NO 49 | Punt |
| 6 | 2:34 | 2:23 | 0:11 | Punt | NO 39 | 1 | 61 | 0 | 61 | 1 | NO 39 | Touchdown |
| 7 | 0:18 | 0:00 | 0:18 | Punt | NO 38 | 2 | 12 | 0 | 12 | 1 | NO 36 | End of Half |
| 8 | 15:00 | 14:00 | 1:00 | Kickoff | NO 39 | 2 | 44 | 17 | 61 | 2 | TEN 40 | Touchdown |
| 9 | 11:08 | 7:08 | 4:00 | Punt | NO 30 | 9 | 70 | 0 | 70 | 5 | * TEN 1 | Touchdown |
| 10 | 4:25 | 1:18 | 3:07 | Kickoff | NO 48 | 5 | 52 | 0 | 52 | 3 | * TEN 16 | Touchdown |
| 11 | 12:31 | 10:42 | 1:49 | Punt | NO 9 | 3 | -8 | 0 | -8 | 0 | NO 1 | Punt |
| 12 | 7:27 | 4:23 | 3:04 | Kickoff | NO 28 | 7 | 34 | 0 | 34 | 2 | TEN 38 | Downs |
| 13 | 4:06 | 2:10 | 1:56 | Fumble | TEN 25 | 6 | 25 | 0 | 25 | 3 | * TEN 2 | Touchdown |
| 14 | 1:44 | 0:00 | 1:44 | Downs | NO 41 | 3 | -3 | 0 | -3 | 0 | NO 39 | End of Game |

(521) Average NO 37

Tennessee Titans

| # | Time Recd | Time Lost | Time Poss | How Ball Obtained | Drive Began | # Play | Yds Gain | Yds Pen | Net Yds | 1st Down | Last Scrm | How Given Up |
|----|-----------|-----------|-----------|-------------------|-------------|--------|----------|---------|---------|----------|-----------|--------------|
| 1 | 15:00 | 12:58 | 2:02 | Kickoff | TEN 28 | 3 | -1 | 0 | -1 | 0 | TEN 27 | Punt |
| 2 | 10:37 | 7:55 | 2:42 | Punt | TEN 27 | 5 | 73 | 0 | 73 | 3 | NO 41 | Touchdown |
| 3 | 6:01 | 4:50 | 1:11 | Punt | TEN 30 | 3 | 70 | 0 | 70 | 2 | NO 49 | Touchdown |
| 4 | 13:36 | 11:54 | 1:42 | Kickoff | TEN 25 | 3 | 11 | -5 | 6 | 0 | TEN 31 | Punt |
| 5 | 9:33 | 7:38 | 1:55 | Punt | TEN 11 | 3 | -4 | 0 | -4 | 1 | TEN 7 | Punt |
| 6 | 6:33 | 2:34 | 3:59 | Punt | TEN 12 | 6 | 14 | 0 | 14 | 1 | TEN 26 | Punt |
| 7 | 2:23 | 0:18 | 2:05 | Kickoff | TEN 9 | 6 | 18 | 0 | 18 | 1 | TEN 27 | Punt |
| 8 | 14:00 | 11:08 | 2:52 | Kickoff | TEN 19 | 5 | 18 | -10 | 8 | 1 | TEN 27 | Punt |
| 9 | 7:08 | 4:25 | 2:43 | Kickoff | TEN 25 | 5 | 75 | 0 | 75 | 2 | NO 36 | Touchdown |
| 10 | 1:18 | 12:31 | 3:47 | Kickoff | TEN 23 | 7 | 24 | 5 | 29 | 2 | NO 48 | Punt |
| 11 | 10:42 | 7:27 | 3:15 | Punt | NO 42 | 6 | 42 | 0 | 42 | 3 | * NO 7 | Touchdown |
| 12 | 4:23 | 4:06 | 0:17 | Downs | TEN 38 | 1 | 23 | 0 | 23 | 0 | TEN 38 | Fumble |
| 13 | 2:10 | 1:44 | 0:26 | Kickoff | TEN 25 | 5 | 34 | 0 | 34 | 1 | NO 41 | Downs |

(330) Average TEN 25

* inside opponent's 20

Time of Possession by Quarter

| | 1st | 2nd | 3rd | 4th | OT | Total |
|----------------------------|------|------|------|------|----|-------|
| Visitor New Orleans Saints | 9:05 | 5:19 | 8:07 | 8:33 | | 31:04 |
| Home Tennessee Titans | 5:55 | 9:41 | 6:53 | 6:27 | | 28:56 |

Kickoff Drive No.-Start Average

Saints: 5 - NO 38 Titans: 7 - TEN 22

Final Defensive Statistics

New Orleans Saints

Regular Defensive Plays

Special Teams

Misc

| | TKL | AST | COMB | SK | / YDS | TFL | Q | IN | PD | FF | FR | TKL | AST | FF | FR | BL | TKL | AST | FF | FR |
|-------------------|-----|-----|------|----|-------|-----|---|----|----|----|----|-----|-----|----|----|----|-----|-----|----|----|
| D.Davis | 9 | 2 | 11 | 1 | 10 | 2 | 1 | 0 | 1 | 0 | 0 | 0 | 0 | 0 | 0 | 0 | 0 | 0 | 0 | 0 |
| C.Gardner-Johnson | 5 | 3 | 8 | 0 | 0 | 1 | 0 | 0 | 0 | 1 | 1 | 0 | 0 | 0 | 0 | 0 | 0 | 0 | 0 | 0 |
| P.Robinson | 6 | 0 | 6 | 0 | 0 | 1 | 0 | 0 | 1 | 0 | 0 | 0 | 0 | 0 | 0 | 0 | 0 | 0 | 0 | 0 |
| M.Te'o | 3 | 1 | 4 | 0 | 0 | 0 | 0 | 0 | 0 | 0 | 0 | 1 | 0 | 0 | 0 | 0 | 0 | 0 | 0 | 0 |
| C.Jordan | 2 | 2 | 4 | 1 | 3 | 1 | 1 | 0 | 0 | 0 | 0 | 0 | 0 | 0 | 0 | 0 | 0 | 0 | 0 | 0 |
| A.Klein | 3 | 0 | 3 | 2 | 9 | 1 | 2 | 0 | 1 | 0 | 0 | 0 | 0 | 0 | 0 | 0 | 0 | 0 | 0 | 0 |
| M.Lattimore | 3 | 0 | 3 | 0 | 0 | 0 | 0 | 0 | 0 | 0 | 0 | 0 | 0 | 0 | 0 | 0 | 0 | 0 | 0 | 0 |
| T.Stallworth | 2 | 1 | 3 | 0 | 0 | 0 | 0 | 0 | 0 | 0 | 0 | 0 | 0 | 0 | 0 | 0 | 0 | 0 | 0 | 0 |
| D.Onyemata | 0 | 3 | 3 | 0 | 0 | 0 | 0 | 0 | 0 | 0 | 0 | 0 | 0 | 0 | 0 | 0 | 0 | 0 | 0 | 0 |
| C.Granderson | 2 | 0 | 2 | 0 | 0 | 1 | 1 | 0 | 0 | 0 | 0 | 0 | 0 | 0 | 0 | 0 | 0 | 0 | 0 | 0 |
| E.Apple | 2 | 0 | 2 | 0 | 0 | 0 | 0 | 0 | 0 | 0 | 0 | 0 | 0 | 0 | 0 | 0 | 0 | 0 | 0 | 0 |
| S.Tuttle | 1 | 1 | 2 | 1 | 2 | 1 | 1 | 0 | 0 | 0 | 0 | 0 | 0 | 0 | 0 | 0 | 0 | 0 | 0 | 0 |
| M.Williams | 1 | 1 | 2 | 0 | 0 | 0 | 0 | 0 | 0 | 0 | 0 | 0 | 0 | 0 | 0 | 0 | 0 | 0 | 0 | 0 |
| J.Jenkins | 0 | 2 | 2 | 0 | 0 | 0 | 0 | 0 | 0 | 0 | 0 | 0 | 0 | 0 | 0 | 0 | 0 | 0 | 0 | 0 |
| P.Williams | 1 | 0 | 1 | 0 | 0 | 0 | 0 | 0 | 0 | 0 | 0 | 0 | 1 | 0 | 0 | 0 | 0 | 0 | 0 | 0 |
| M.Brown | 0 | 1 | 1 | 0 | 0 | 0 | 0 | 0 | 1 | 0 | 0 | 0 | 0 | 0 | 0 | 0 | 0 | 0 | 0 | 0 |
| T.Hill | 0 | 0 | 0 | 0 | 0 | 0 | 0 | 0 | 0 | 0 | 0 | 2 | 0 | 0 | 0 | 0 | 0 | 0 | 0 | 0 |
| J.Gray | 0 | 0 | 0 | 0 | 0 | 0 | 0 | 0 | 0 | 0 | 0 | 1 | 1 | 0 | 0 | 0 | 0 | 0 | 0 | 0 |
| C.Robertson | 0 | 0 | 0 | 0 | 0 | 0 | 0 | 0 | 0 | 0 | 0 | 1 | 0 | 0 | 0 | 0 | 0 | 0 | 0 | 0 |
| J.Hardee | 0 | 0 | 0 | 0 | 0 | 0 | 0 | 0 | 0 | 0 | 0 | 1 | 0 | 0 | 0 | 0 | 0 | 0 | 0 | 0 |
| D.Washington | 0 | 0 | 0 | 0 | 0 | 0 | 0 | 0 | 0 | 0 | 0 | 0 | 1 | 0 | 0 | 0 | 0 | 0 | 0 | 0 |
| D.Harris | 0 | 0 | 0 | 0 | 0 | 0 | 0 | 0 | 0 | 0 | 0 | 0 | 0 | 0 | 1 | 0 | 0 | 0 | 0 | 0 |
| Total | 40 | 17 | 57 | 5 | 24 | 8 | 6 | 0 | 4 | 1 | 1 | 6 | 3 | 0 | 1 | 0 | 0 | 0 | 0 | 0 |

TKL = Tackle AST = Assist COMB = Combined QH=QB Hit IN = Interception PD = Pass Defense FF = Forced Fumble FR = Fumble Recovery

Tennessee Titans

Regular Defensive Plays

Special Teams

Misc

| | TKL | AST | COMB | SK | / YDS | TFL | QH | IN | PD | FF | FR | TKL | AST | FF | FR | BL | TKL | AST | FF | FR |
|--------------|-----|-----|------|----|-------|-----|----|----|----|----|----|-----|-----|----|----|----|-----|-----|----|----|
| J.Brown | 7 | 1 | 8 | 0 | 0 | 1 | 0 | 0 | 0 | 0 | 0 | 0 | 0 | 0 | 0 | 0 | 0 | 0 | 0 | 0 |
| L.Ryan | 7 | 0 | 7 | 0 | 0 | 0 | 0 | 0 | 1 | 0 | 0 | 0 | 0 | 0 | 0 | 0 | 0 | 0 | 0 | 0 |
| R.Evans | 5 | 2 | 7 | 0 | 0 | 1 | 0 | 0 | 0 | 0 | 0 | 0 | 0 | 0 | 0 | 0 | 0 | 0 | 0 | 0 |
| L.Sims | 5 | 1 | 6 | 0 | 0 | 0 | 0 | 0 | 1 | 0 | 0 | 0 | 0 | 0 | 0 | 0 | 0 | 0 | 0 | 0 |
| T.Brock | 5 | 0 | 5 | 0 | 0 | 2 | 0 | 0 | 2 | 0 | 0 | 0 | 0 | 0 | 0 | 0 | 0 | 0 | 0 | 0 |
| K.Byard | 4 | 0 | 4 | 0 | 0 | 0 | 0 | 0 | 0 | 0 | 0 | 1 | 0 | 0 | 0 | 0 | 0 | 0 | 0 | 0 |
| J.Casey | 3 | 0 | 3 | 1 | 9 | 1 | 1 | 0 | 0 | 0 | 0 | 0 | 0 | 0 | 0 | 0 | 0 | 0 | 0 | 0 |
| A.Johnson | 2 | 1 | 3 | 0 | 0 | 0 | 0 | 0 | 0 | 0 | 0 | 0 | 0 | 0 | 0 | 0 | 0 | 0 | 0 | 0 |
| D.Roberson | 2 | 0 | 2 | 2 | 15 | 2 | 2 | 0 | 0 | 0 | 0 | 0 | 0 | 0 | 0 | 0 | 0 | 0 | 0 | 0 |
| K.Vaccaro | 1 | 1 | 2 | 0 | 0 | 0 | 0 | 0 | 0 | 0 | 0 | 0 | 0 | 0 | 0 | 0 | 0 | 0 | 0 | 0 |
| H.Landry | 1 | 0 | 1 | 0 | 0 | 0 | 0 | 0 | 0 | 0 | 0 | 0 | 0 | 0 | 0 | 0 | 0 | 0 | 0 | 0 |
| M.Dickerson | 1 | 0 | 1 | 0 | 0 | 1 | 0 | 0 | 0 | 0 | 0 | 0 | 0 | 0 | 0 | 0 | 0 | 0 | 0 | 0 |
| D.Jones | 0 | 1 | 1 | 0 | 0 | 0 | 0 | 0 | 0 | 0 | 0 | 0 | 0 | 0 | 0 | 0 | 0 | 0 | 0 | 0 |
| K.Correa | 0 | 0 | 0 | 0 | 0 | 0 | 0 | 0 | 1 | 0 | 0 | 1 | 0 | 0 | 0 | 0 | 0 | 0 | 0 | 0 |
| G.Joseph | 0 | 0 | 0 | 0 | 0 | 0 | 0 | 0 | 0 | 0 | 0 | 1 | 0 | 0 | 0 | 0 | 0 | 0 | 0 | 0 |
| J.Kalu | 0 | 0 | 0 | 0 | 0 | 0 | 0 | 0 | 0 | 0 | 0 | 1 | 0 | 0 | 0 | 0 | 0 | 0 | 0 | 0 |
| D.Cruikshank | 0 | 0 | 0 | 0 | 0 | 0 | 0 | 0 | 0 | 0 | 0 | 1 | 0 | 0 | 0 | 0 | 0 | 0 | 0 | 0 |
| K.Blasingame | 0 | 0 | 0 | 0 | 0 | 0 | 0 | 0 | 0 | 0 | 0 | 1 | 0 | 0 | 0 | 0 | 0 | 0 | 0 | 0 |
| T.Smith | 0 | 0 | 0 | 0 | 0 | 0 | 0 | 0 | 0 | 0 | 0 | 1 | 0 | 0 | 0 | 0 | 0 | 0 | 0 | 0 |
| K.Raymond | 0 | 0 | 0 | 0 | 0 | 0 | 0 | 0 | 0 | 0 | 0 | 1 | 0 | 0 | 0 | 0 | 0 | 0 | 0 | 0 |
| B.Brinkley | 0 | 0 | 0 | 0 | 0 | 0 | 0 | 0 | 0 | 0 | 0 | 0 | 2 | 0 | 0 | 0 | 0 | 0 | 0 | 0 |
| C.Hollister | 0 | 0 | 0 | 0 | 0 | 0 | 0 | 0 | 0 | 0 | 0 | 0 | 1 | 0 | 0 | 0 | 0 | 0 | 0 | 0 |
| D.Long | 0 | 0 | 0 | 0 | 0 | 0 | 0 | 0 | 0 | 0 | 0 | 0 | 1 | 0 | 0 | 0 | 0 | 0 | 0 | 0 |
| J.Smith | 0 | 0 | 0 | 0 | 0 | 0 | 0 | 0 | 0 | 0 | 0 | 0 | 0 | 0 | 0 | 0 | 1 | 0 | 0 | 0 |
| Total | 43 | 7 | 50 | 3 | 24 | 8 | 3 | 0 | 5 | 0 | 0 | 8 | 4 | 0 | 0 | 0 | 1 | 0 | 0 | 0 |

12/22/2019 at Nissan Stadium

PERIOD SCORES

TIME OF POSSESSION

- Scoring Plays

| | New Orleans Saints | Tennessee Titans |
|--|--------------------|------------------|
| TOTAL FIRST DOWNS | 8 | 8 |
| First Downs Rushing-Passing-by Penalty | 2 - 5 - 1 | 1 - 6 - 1 |
| THIRD DOWN EFFICIENCY | 2-7-29% | 2-7-29% |
| TOTAL NET YARDS | 163 | 181 |
| Total Offensive Plays | 31 | 29 |
| NET YARDS RUSHING | 31 | 91 |
| NET YARDS PASSING | 132 | 90 |
| Gross Yards Passing | 148 | 112 |
| Times thrown-yards lost attempting to pass | 2-16 | 4-22 |
| Pass Attempts-Completions-Had Intercepted | 21 - 14 - 0 | 10 - 7 - 0 |
| Punts-Number and Average | 4 - 47.8 | 5 - 41 |
| Penalties-Number and Yards | 9 - 65 | 4 - 29 |
| Fumbles-Number and Lost | 1 - 0 | 0 - 0 |
| Red Zone Efficiency | 0-0-0% | 0-0-0% |
| Average Drive Start | NO 36 | TEN 20 |

| New Orleans Saints | | | | | | | | | Tennessee Titans | | | | | | | | | | | | |
|--------------------|--|--|-----|-----|-----|-------|----|----|------------------|----------------|-------------|-----|-----|------|-----|------|-------|----|----|----|-------|
| RUSHING | | | ATT | YDS | AVG | LG | TD | | RUSHING | | | ATT | YDS | AVG | LG | TD | | | | | |
| A.Kamara | | | 3 | 18 | 6.0 | 14 | 0 | | A.Brown | | | 1 | 49 | 49.0 | 49 | 1 | | | | | |
| T.Hill | | | 1 | 7 | 7.0 | 7 | 0 | | D.Lewis | | | 9 | 33 | 3.7 | 12 | 0 | | | | | |
| L.Murray | | | 4 | 6 | 1.5 | 2 | 0 | | R.Tannehill | | | 1 | 8 | 8.0 | 8 | 0 | | | | | |
| | | | | | | | | | D.Dawkins | | | 4 | 1 | 0.3 | 5 | 0 | | | | | |
| Total | | | 8 | 31 | 3.9 | 14 | 0 | | Total | | | 15 | 91 | 6.1 | 49 | 1 | | | | | |
| PASSING | | | ATT | CMP | YDS | SK/YD | TD | LG | IN | RT | PASSING | | | ATT | CMP | YDS | SK/YD | TD | LG | IN | RT |
| D.Brees | | | 21 | 14 | 148 | 2/16 | 1 | 61 | 0 | 102.9 | R.Tannehill | | | 10 | 7 | 112 | 4/22 | 1 | 41 | 0 | 140.4 |
| Total | | | 21 | 14 | 148 | 2/16 | 1 | 61 | 0 | 102.9 | Total | | | 10 | 7 | 112 | 4/22 | 1 | 41 | 0 | 140.4 |
| PASS RECEIVING | | | TAR | REC | YDS | AVG | LG | TD | | PASS RECEIVING | | | TAR | REC | YDS | AVG | LG | TD | | | |
| M.Thomas | | | 8 | 5 | 54 | 10.8 | 19 | 0 | | J.Smith | | | 3 | 3 | 63 | 21.0 | 41 | 1 | | | |
| A.Kamara | | | 5 | 4 | 11 | 2.8 | 7 | 0 | | C.Davis | | | 2 | 2 | 18 | 9.0 | 12 | 0 | | | |
| J.Cook | | | 2 | 2 | 68 | 34.0 | 61 | 1 | | D.Lewis | | | 1 | 1 | 19 | 19.0 | 19 | 0 | | | |
| L.Murray | | | 3 | 2 | 11 | 5.5 | 7 | 0 | | T.Sharpe | | | 1 | 1 | 12 | 12.0 | 12 | 0 | | | |
| K.Hogan | | | 1 | 1 | 4 | 4.0 | 4 | 0 | | K.Blasingame | | | 1 | 0 | 0 | 0.0 | 0 | 0 | | | |
| T.Ginn | | | 1 | 0 | 0 | 0.0 | 0 | 0 | | | | | | | | | | | | | |
| Total | | | 20 | 14 | 148 | 10.6 | 61 | 1 | | Total | | | 8 | 7 | 112 | 16.0 | 41 | 1 | | | |

[illegible]

First Half Summary

| Tennessee Titans | | Regular Defensive Plays | | | | | | | | | | | Special Teams | | | | | Misc | | | |
|------------------|-----|-------------------------|------|----|-------|-----|----|----|----|----|----|--|---------------|-----|----|----|----|------|-----|----|----|
| | TKL | AST | COMB | SK | / YDS | TFL | QH | IN | PD | FF | FR | | TKL | AST | FF | FR | BL | TKL | AST | FF | FR |
| L.Sims | 5 | 0 | 5 | 0 | 0 | 0 | 0 | 0 | 0 | 0 | 0 | | 0 | 0 | 0 | 0 | 0 | 0 | 0 | 0 | 0 |
| J.Brown | 4 | 0 | 4 | 0 | 0 | 1 | 0 | 0 | 0 | 0 | 0 | | 0 | 0 | 0 | 0 | 0 | 0 | 0 | 0 | 0 |
| T.Brock | 3 | 0 | 3 | 0 | 0 | 1 | 0 | 0 | 2 | 0 | 0 | | 0 | 0 | 0 | 0 | 0 | 0 | 0 | 0 | 0 |
| K.Byard | 3 | 0 | 3 | 0 | 0 | 0 | 0 | 0 | 0 | 0 | 0 | | 1 | 0 | 0 | 0 | 0 | 0 | 0 | 0 | 0 |
| Total | 15 | 0 | 15 | 0 | 0 | 2 | 0 | 0 | 2 | 0 | 0 | | 1 | 0 | 0 | 0 | 0 | 0 | 0 | 0 | 0 |

Play By Play

First Quarter

12/22/2019

NO wins the coin toss and elects to defer. TEN elects to Receive, and NO elects to defend the north goal.

W.Lutz kicks 61 yards from NO 35 to TEN 4. K.Raymond to TEN 28 for 24 yards (T.Hill, P.Williams).

Tennessee Titans at 15:00, (1st play from scrimmage 14:55)

- 1-10-TEN 28 (14:55) D.Lewis right guard to TEN 27 for -1 yards (C.Gardner-Johnson).
- 2-11-TEN 27 (14:17) D.Lewis left tackle to TEN 27 for no gain (D.Davis, D.Onyemata).
- 3-11-TEN 27 (13:49) (No Huddle, Shotgun) R.Tannehill sacked at TEN 27 for 0 yards (A.Klein).
- 4-11-TEN 27 (13:07) (Punt formation) B.Kern punts 40 yards to NO 33, Center-B.Brinkley. D.Harris to NO 45 for 12 yards (K.Correa).
PENALTY on NO-D.Washington, Offensive Holding, 10 yards, enforced at NO 34.

New Orleans Saints at 12:58

- 1-10-NO 24 (12:58) (Shotgun) A.Kamara left tackle to NO 29 for 5 yards (J.Casey).
- 2-5-NO 29 (12:26) (Shotgun) D.Brees pass short left to M.Thomas to NO 36 for 7 yards (L.Ryan). P1
- 1-10-NO 36 (11:55) (Shotgun) D.Brees pass incomplete deep right to M.Thomas (T.Brock).
- 2-10-NO 36 (11:50) L.Murray left tackle to NO 36 for no gain (L.Sims).
- 3-10-NO 36 (11:10) (Shotgun) D.Brees pass short right to A.Kamara pushed ob at NO 35 for -1 yards (T.Brock).
Penalty on NO-J.Cook, Offensive Holding, declined.
- 4-11-NO 35 (10:52) (Punt formation) T.Morstead punts 52 yards to TEN 13, Center-Z.Wood. K.Raymond to TEN 27 for 14 yards (C.Robertson).

Tennessee Titans at 10:37

- 1-10-TEN 27 (10:37) R.Tannehill pass short right to C.Davis pushed ob at TEN 39 for 12 yards (E.Apple). P1
- 1-10-TEN 39 (10:04) (No Huddle) D.Lewis left tackle to TEN 40 for 1 yard (T.Stallworth, S.Tuttle).
- 2-9-TEN 40 (9:29) R.Tannehill pass short left to D.Lewis to NO 41 for 19 yards (C.Gardner-Johnson). P2
- 1-10-NO 41 (8:42) D.Dawkins right tackle to NO 41 for no gain (D.Davis).
- 2-10-NO 41 (8:03) R.Tannehill pass short middle to J.Smith for 41 yards, TOUCHDOWN. P3
G.Joseph extra point is GOOD, Center-B.Brinkley, Holder-B.Kern.

| |
|---|
| NO 0 TEN 7, 5 plays, 73 yards, 2:42 drive, 7:05 elapsed |
|---|

G.Joseph kicks 63 yards from TEN 35 to NO 2. D.Harris pushed ob at NO 43 for 41 yards (G.Joseph).

New Orleans Saints at 7:55, (1st play from scrimmage 7:48)

- 1-10-NO 43 (7:48) L.Murray up the middle to NO 45 for 2 yards (J.Brown).
- 2-8-NO 45 (7:18) D.Brees pass short right to J.Hill to TEN 46 for 9 yards (J.Brown).
PENALTY on NO-T.Armstead, Offensive Holding, 10 yards, enforced at NO 45 - No Play.
- 2-18-NO 35 (6:51) D.Brees pass incomplete short left to L.Murray.
- 3-18-NO 35 (6:47) (Shotgun) D.Brees sacked at NO 28 for -7 yards (D.Roberson).
- 4-25-NO 28 (6:12) (Punt formation) T.Morstead punts 53 yards to TEN 19, Center-Z.Wood. K.Raymond to TEN 30 for 11 yards (M.Te'o).

Tennessee Titans at 6:01

- 1-10-TEN 30 (6:01) (Shotgun) R.Tannehill pass short left to J.Smith pushed ob at TEN 45 for 15 yards (M.Lattimore). P4
- 1-10-TEN 45 (5:37) D.Lewis right tackle to NO 49 for 6 yards (E.Apple, M.Williams).
- 2-4-NO 49 (5:00) A.Brown left end for 49 yards, TOUCHDOWN. R5
G.Joseph extra point is GOOD, Center-B.Brinkley, Holder-B.Kern.

| |
|---|
| NO 0 TEN 14, 3 plays, 70 yards, 1:11 drive, 10:10 elapsed |
|---|

G.Joseph kicks 60 yards from TEN 35 to NO 5. D.Harris to NO 30 for 25 yards (J.Kalu, C.Hollister).

New Orleans Saints at 4:50, (1st play from scrimmage 4:43)

- 1-10-NO 30 (4:43) A.Kamara up the middle to NO 29 for -1 yards (R.Evans).
- 2-11-NO 29 (4:04) (Shotgun) D.Brees pass short right to J.Cook to NO 36 for 7 yards (K.Byard).
- 3-4-NO 36 (3:28) (Shotgun) D.Brees pass short right to M.Thomas to NO 43 for 7 yards (T.Brock). P2
- 1-10-NO 43 (2:48) PENALTY on NO-J.Hill, False Start, 5 yards, enforced at NO 43 - No Play.
- 1-15-NO 38 (2:28) (Shotgun) D.Brees pass incomplete deep middle to M.Thomas.
- 2-15-NO 38 (2:24) (Shotgun) D.Brees pass short middle to M.Thomas to TEN 43 for 19 yards (K.Byard). P3
- 1-10-TEN 43 (1:45) L.Murray left tackle to TEN 41 for 2 yards (L.Sims, R.Evans).
- 2-8-TEN 41 (1:09) (Shotgun) T.Hill left end to TEN 34 for 7 yards (L.Sims).
- 3-1-TEN 34 (:47) L.Murray up the middle to TEN 32 for 2 yards (J.Brown). R4
- 1-10-TEN 32 (:13) D.Brees pass short middle to L.Murray to TEN 28 for 4 yards (J.Brown).

New Orleans Saints vs Tennessee Titans at Nissan Stadium

END OF QUARTER

| | Score | Time Poss | First Downs | | | | Efficiencies | |
|--------------------|-------|-----------|-------------|---|---|---|--------------|--------|
| | | | R | P | X | T | 3 Down | 4 Down |
| New Orleans Saints | 0 | 9:05 | 1 | 3 | 0 | 4 | 2/4 | 0/0 |
| Tennessee Titans | 14 | 5:55 | 1 | 4 | 0 | 5 | 0/1 | 0/0 |

Play By Play

Second Quarter

12/22/2019

New Orleans Saints continued.

- 2-6-TEN 28 (15:00) PENALTY on NO-N.Easton, False Start, 5 yards, enforced at TEN 28 - No Play.
- 2-11-TEN 33 (15:00) (Shotgun) D.Brees pass incomplete short middle to J.Cook.
PENALTY on TEN-J.Brown, Defensive Pass Interference, 11 yards, enforced at TEN 33 - No Play. X5
- 1-10-TEN 22 (14:56) (Shotgun) PENALTY on NO-N.Easton, False Start, 5 yards, enforced at TEN 22 - No Play.
- 1-15-TEN 27 (14:56) D.Brees pass incomplete deep middle to T.Ginn (T.Brock).
- 2-15-TEN 27 (14:50) (Shotgun) D.Brees pass short right to A.Kamara to TEN 20 for 7 yards (T.Brock).
Timeout #1 by NO at 14:18.
- 3-8-TEN 20 (14:18) (Shotgun) D.Brees sacked at TEN 29 for -9 yards (J.Casey).
- 4-17-TEN 29 (13:41) (Field Goal formation) W.Lutz 47 yard field goal is GOOD, Center-Z.Wood, Holder-T.Morstead.

NO 3 TEN 14, 13 plays, 41 yards, 1 penalty, 6:14 drive, 1:24 elapsed

W.Lutz kicks 65 yards from NO 35 to end zone, Touchback.

Tennessee Titans at 13:36

- 1-10-TEN 25 (13:36) R.Tannehill pass short left to A.Brown to TEN 40 for 15 yards (D.Davis).
PENALTY on TEN-T.Lewan, Ineligible Downfield Pass, 5 yards, enforced at TEN 25 - No Play.
Penalty on TEN-R.Saffold, Illegal Block Above the Waist, declined.
- 1-15-TEN 20 (13:15) (Shotgun) D.Lewis up the middle to TEN 24 for 4 yards (C.Jordan).
- 2-11-TEN 24 (12:42) (Shotgun) R.Tannehill pass incomplete deep right.
- 3-11-TEN 24 (12:34) (Shotgun) R.Tannehill pass short right to J.Smith to TEN 31 for 7 yards (D.Davis).
- 4-4-TEN 31 (12:00) (Punt formation) B.Kern punts 44 yards to NO 25, Center-B.Brinkley, out of bounds.

New Orleans Saints at 11:54

- 1-10-NO 25 (11:54) D.Brees pass incomplete short right.
- 2-10-NO 25 (11:47) (Shotgun) D.Brees pass short left to M.Thomas pushed ob at NO 40 for 15 yards (L.Sims). P6
- 1-10-NO 40 (11:21) A.Kamara up the middle to NO 48 for 8 yards (K.Vaccaro).
PENALTY on NO-J.Hill, Offensive Holding, 10 yards, enforced at NO 40 - No Play.
- 1-20-NO 30 (11:00) (Shotgun) D.Brees pass short left to A.Kamara ran ob at NO 37 for 7 yards.
- 2-13-NO 37 (10:39) (Shotgun) D.Brees pass short left to M.Thomas to NO 43 for 6 yards (L.Sims).
- 3-7-NO 43 (10:12) (Shotgun) D.Brees pass short right to K.Hogan to NO 47 for 4 yards (L.Ryan).
- 4-3-NO 47 (9:40) (Punt formation) T.Morstead punts 42 yards to TEN 11, Center-Z.Wood, fair catch by K.Raymond.

Tennessee Titans at 9:33

- 1-10-TEN 11 (9:33) R.Tannehill sacked at TEN 2 for -9 yards (M.Edwards).
PENALTY on NO-D.Onyemata, Illegal Use of Hands, 5 yards, enforced at TEN 11 - No Play. X6
- 1-10-TEN 16 (9:13) D.Lewis left tackle to TEN 21 for 5 yards (D.Davis).
- 2-5-TEN 21 (8:30) R.Tannehill pass incomplete short right to K.Blasingame (D.Davis).
- 3-5-TEN 21 (8:21) (Shotgun) PENALTY on TEN-N.Davis, False Start, 5 yards, enforced at TEN 21 - No Play.
- 3-10-TEN 16 (8:21) (Shotgun) R.Tannehill sacked at TEN 7 for -9 yards (A.Klein).
- 4-19-TEN 7 (7:46) (Punt formation) B.Kern punts 43 yards to 50, Center-B.Brinkley. D.Harris MUFFS catch, touched at 50, and recovers at TEN 48. D.Harris to TEN 48 for no gain (D.Cruikshank).

New Orleans Saints at 7:38

- 1-10-TEN 48 (7:38) (Shotgun) D.Brees pass incomplete short left to A.Kamara (K.Correa).
- 2-10-TEN 48 (7:33) (Shotgun) D.Brees pass incomplete short right.
PENALTY on NO-W.Clapp, Offensive Holding, 10 yards, enforced at TEN 48 - No Play.
- 2-20-NO 42 (7:28) D.Brees pass short left to L.Murray to NO 49 for 7 yards (L.Ryan).
- 3-13-NO 49 (6:44) (Shotgun) D.Brees pass incomplete short left to M.Thomas.
- 4-13-NO 49 (6:39) (Punt formation) T.Morstead punts 44 yards to TEN 7, Center-Z.Wood, fair catch by K.Raymond.
PENALTY on NO, Illegal Formation, 5 yards, enforced at TEN 7.

Tennessee Titans at 6:33

- 1-10-TEN 12 (6:33) (Shotgun) R.Tannehill scrambles up the middle to TEN 20 for 8 yards (T.Stallworth).
- 2-2-TEN 20 (5:57) D.Dawkins right guard to TEN 21 for 1 yard (D.Davis; C.Gardner-Johnson).
- 3-1-TEN 21 (5:34) (No Huddle) R.Tannehill pass short middle to C.Davis to TEN 27 for 6 yards (M.Williams). P7
- 1-10-TEN 27 (4:56) (No Huddle) R.Tannehill sacked at TEN 24 for -3 yards (C.Jordan).
- 2-13-TEN 24 (4:15) (Shotgun) D.Lewis up the middle to TEN 36 for 12 yards (D.Davis).

New Orleans Saints vs Tennessee Titans at Nissan Stadium

- 3-1-TEN 36 (3:26) (Shotgun) R.Tannehill sacked at TEN 26 for -10 yards (D.Davis).
 4-11-TEN 26 (2:40) (Punt formation) B.Kern punts 35 yards to NO 39, Center-B.Brinkley, out of bounds.

New Orleans Saints at 2:34

- 1-10-NO 39 (2:34) (Shotgun) D.Brees pass deep left to J.Cook for 61 yards, TOUCHDOWN.
 W.Lutz extra point is GOOD, Center-Z.Wood, Holder-T.Morstead.

P7

NO 10 TEN 14, 1 plays, 61 yards, 0:11 drive, 12:37 elapsed

W.Lutz kicks 66 yards from NO 35 to TEN -1. K.Raymond to TEN 39 for 40 yards (T.Hill).

PENALTY on TEN-K.Blasingame, Offensive Holding, 8 yards, enforced at TEN 17.

Tennessee Titans at 2:23, (1st play from scrimmage 2:14)

- 1-10-TEN 9 (2:14) (Shotgun) D.Lewis up the middle to TEN 12 for 3 yards (M.Brown; D.Onyemata).
 Timeout #2 by NO at 02:10.
 2-7-TEN 12 (2:10) (Shotgun) R.Tannehill pass incomplete short right.
 3-7-TEN 12 (2:07) (Shotgun) R.Tannehill pass short right to T.Sharpe pushed ob at TEN 24 for 12 yards (P.Robinson).
 Penalty on NO-J.Jenkins, Defensive Holding, declined.

P8

Two-Minute Warning

- 1-10-TEN 24 (2:00) D.Lewis right guard to TEN 27 for 3 yards (C.Granderson, D.Davis).
 Timeout #3 by NO at 01:55.
 2-7-TEN 27 (1:55) (Shotgun) D.Dawkins right tackle to TEN 32 for 5 yards (A.Klein, J.Jenkins).
 3-2-TEN 32 (1:10) D.Dawkins left end to TEN 27 for -5 yards (C.Granderson).
 4-7-TEN 27 (:28) (Punt formation) B.Kern punts 43 yards to NO 30, Center-B.Brinkley. D.Harris to NO 38 for 8 yards (K.Byard, B.Brinkley).

New Orleans Saints at 0:18

- 1-10-NO 38 (:18) (Shotgun) D.Brees pass short right to A.Kamara pushed ob at NO 36 for -2 yards (J.Brown).
 2-12-NO 36 (:13) (Shotgun) A.Kamara up the middle to 50 for 14 yards (K.Byard).

R8

END OF QUARTER

| | Score | Time Poss | First Downs | | | | Efficiencies | |
|--------------------|-------|-----------|-------------|---|---|---|--------------|--------|
| | | | R | P | X | T | 3 Down | 4 Down |
| New Orleans Saints | 10 | 5:19 | 1 | 2 | 1 | 4 | 0/3 | 0/0 |
| Tennessee Titans | 14 | 9:41 | 0 | 2 | 1 | 3 | 2/6 | 0/0 |

Play By Play

Third Quarter

12/22/2019

NO elects to Receive, and TEN elects to defend the North goal.

G.Joseph kicks 63 yards from TEN 35 to NO 2. D.Harris pushed ob at NO 39 for 37 yards (K.Blasingame).

New Orleans Saints at 15:00, (1st play from scrimmage 14:52)

1-10-NO 39 (14:52) L.Murray right tackle to NO 43 for 4 yards (J.Brown, A.Johnson).

2-6-NO 43 (14:11) (Shotgun) D.Brees pass incomplete deep left to M.Thomas.

PENALTY on TEN-L.Ryan, Defensive Pass Interference, 17 yards, enforced at NO 43 - No Play.

X9

1-10-TEN 40 (14:07) A.Kamara left guard for 40 yards, TOUCHDOWN.

R10

W.Lutz extra point is GOOD, Center-Z.Wood, Holder-T.Morstead.

NO 17 TEN 14, 2 plays, 61 yards, 1 penalty, 1:00 drive, 1:00 elapsed

W.Lutz kicks 61 yards from NO 35 to TEN 4. K.Raymond to TEN 19 for 15 yards (J.Hardee).

Tennessee Titans at 14:00, (1st play from scrimmage 13:54)

1-10-TEN 19 (13:54) D.Lewis left guard to TEN 22 for 3 yards (P.Williams, D.Onyemata).

2-7-TEN 22 (13:11) D.Lewis right guard to TEN 39 for 17 yards (M.Lattimore).

R9

1-10-TEN 39 (12:34) (No Huddle) D.Lewis left tackle to TEN 48 for 9 yards.

PENALTY on TEN-B.Jones, Offensive Holding, 10 yards, enforced at TEN 39 - No Play.

1-20-TEN 29 (12:09) (Shotgun) R.Tannehill sacked at TEN 27 for -2 yards (S.Tuttle).

2-22-TEN 27 (11:25) (Shotgun) R.Tannehill pass incomplete short right to D.Dawkins.

3-22-TEN 27 (11:21) (Shotgun) R.Tannehill pass incomplete short middle to D.Lewis (M.Brown).

4-22-TEN 27 (11:19) (Punt formation) B.Kern punts 55 yards to NO 18, Center-B.Brinkley. D.Harris to NO 30 for 12 yards (D.Long; B.Brinkley).

New Orleans Saints at 11:08

1-10-NO 30 (11:08) D.Brees pass short right to T.Hill to NO 28 for -2 yards (T.Brock).

2-12-NO 28 (10:31) (Shotgun) D.Brees pass incomplete short left to M.Thomas (L.Ryan).

3-12-NO 28 (10:25) (Shotgun) D.Brees pass deep right to M.Thomas to TEN 46 for 26 yards (K.Byard).

P11

1-10-TEN 46 (10:01) (No Huddle, Shotgun) D.Brees pass short right to T.Smith to TEN 33 for 13 yards (T.Brock).

P12

1-10-TEN 33 (9:34) (No Huddle, Shotgun) D.Brees pass short right to A.Kamara to TEN 19 for 14 yards (H.Landry).

P13

1-10-TEN 19 (8:48) A.Kamara left tackle to TEN 14 for 5 yards (K.Vaccaro).

2-5-TEN 14 (8:04) (Shotgun) D.Brees pass short middle to M.Thomas to TEN 4 for 10 yards (L.Ryan).

P14

1-4-TEN 4 (7:23) A.Kamara up the middle for 4 yards, TOUCHDOWN.

The Replay Official reviewed the runner broke the plane ruling, and the play was REVERSED.

A.Kamara up the middle to TEN 1 for 3 yards (L.Ryan).

2-1-TEN 1 (7:10) A.Kamara left tackle for 1 yard, TOUCHDOWN.

R15

W.Lutz extra point is GOOD, Center-Z.Wood, Holder-T.Morstead.

NO 24 TEN 14, 9 plays, 70 yards, 4:00 drive, 7:52 elapsed

W.Lutz kicks 65 yards from NO 35 to end zone, Touchback.

Tennessee Titans at 7:08

1-10-TEN 25 (7:08) D.Lewis left guard to TEN 33 for 8 yards (C.Gardner-Johnson).

2-2-TEN 33 (6:30) (No Huddle) R.Tannehill pass deep right to C.Davis pushed ob at NO 45 for 22 yards (C.Gardner-Johnson).

P10

1-10-NO 45 (5:58) (No Huddle) R.Tannehill pass short left to M.Pruitt to NO 40 for 5 yards (C.Gardner-Johnson).

2-5-NO 40 (5:20) D.Lewis left tackle to NO 36 for 4 yards (M.Te'o).

3-1-NO 36 (4:36) R.Tannehill pass short middle to T.Sharpe for 36 yards, TOUCHDOWN.

P11

G.Joseph extra point is GOOD, Center-B.Brinkley, Holder-B.Kern.

NO 24 TEN 21, 5 plays, 75 yards, 2:43 drive, 10:35 elapsed

G.Joseph kicks 64 yards from TEN 35 to NO 1. D.Harris to NO 48 for 47 yards (T.Smith).

New Orleans Saints at 4:25, (1st play from scrimmage 4:16)

1-10-NO 48 (4:16) (Shotgun) A.Kamara up the middle to 50 for 2 yards (K.Vaccaro; D.Jones).

2-8-50 (3:41) A.Kamara left end to TEN 43 for 7 yards (R.Evans).

3-1-TEN 43 (2:57) (Shotgun) T.Hill left end to TEN 39 for 4 yards (A.Johnson).

R16

1-10-TEN 39 (2:13) D.Brees pass deep left to T.Hill to TEN 16 for 23 yards (R.Evans).

P17

1-10-TEN 16 (1:24) D.Brees pass deep right to J.Cook for 16 yards, TOUCHDOWN.

P18

W.Lutz extra point is GOOD, Center-Z.Wood, Holder-T.Morstead.

NO 31 TEN 21, 5 plays, 52 yards, 3:07 drive, 13:42 elapsed

New Orleans Saints vs Tennessee Titans at Nissan Stadium

W.Lutz kicks 68 yards from NO 35 to TEN -3. K.Raymond to TEN 23 for 26 yards (J.Gray).

Tennessee Titans at 1:18, (1st play from scrimmage 1:13)

1-10-TEN 23 (1:13) D.Dawkins up the middle to TEN 20 for -3 yards (P.Robinson, T.Stallworth).

2-13-TEN 20 (:39) (No Huddle) R.Tannehill pass short left to M.Pruitt pushed ob at TEN 30 for 10 yards (D.Davis).

3-3-TEN 30 (:02) (Shotgun) R.Tannehill pass short right to T.Sharpe to TEN 37 for 7 yards (P.Robinson).

P12

| END OF QUARTER | Score | Time | First Downs | | | | Efficiencies | |
|--------------------|-------|------|-------------|---|---|----|--------------|--------|
| | | Poss | R | P | X | T | 3 Down | 4 Down |
| New Orleans Saints | 31 | 8:07 | 3 | 6 | 1 | 10 | 2/2 | 0/0 |
| Tennessee Titans | 21 | 6:53 | 1 | 3 | 0 | 4 | 2/3 | 0/0 |

Play By Play

Fourth Quarter

12/22/2019

Tennessee Titans continued.

| | | |
|--------------------|--|-----|
| <u>1-10-TEN 37</u> | (15:00) D.Lewis right tackle to TEN 40 for 3 yards (M.Te'o, C.Jordan). | |
| 2-7-TEN 40 | (14:25) (No Huddle) R.Tannehill sacked at TEN 28 for -12 yards. | |
| | PENALTY on NO-M.Lattimore, Defensive Holding, 5 yards, enforced at TEN 40 - No Play. | X13 |
| <u>1-10-TEN 45</u> | (14:11) (No Huddle) R.Tannehill pass incomplete deep left to C.Davis. | |
| 2-10-TEN 45 | (14:03) D.Lewis right guard to TEN 45 for no gain (P.Robinson). | |
| 3-10-TEN 45 | (13:17) (Shotgun) R.Tannehill pass short left to T.Sharpe to NO 48 for 7 yards (P.Robinson). | |
| 4-3-NO 48 | (12:38) (Punt formation) B.Kern punts 39 yards to NO 9, Center-B.Brinkley, out of bounds. | |

New Orleans Saints at 12:31

| | | |
|-----------|--|--|
| 1-10-NO 9 | (12:31) D.Brees pass incomplete short left to T.Smith. | |
| 2-10-NO 9 | (12:28) D.Brees pass short left to D.Harris to NO 9 for no gain (R.Evans). | |
| 3-10-NO 9 | (11:43) (Shotgun) D.Brees sacked at NO 1 for -8 yards (D.Roberson). | |
| 4-18-NO 1 | (10:53) (Punt formation) PENALTY on NO, Delay of Game, 0 yards, enforced at NO 1 - No Play. | |
| 4-18-NO 1 | (10:53) (Punt formation) T.Morstead punts 53 yards to TEN 46, Center-Z.Wood. K.Raymond to NO 42 for 12 yards (D.Washington; J.Gray). | |

Tennessee Titans at 10:42

| | | |
|-------------------|---|-----|
| 1-10-NO 42 | (10:42) D.Dawkins left guard pushed ob at NO 28 for 14 yards (D.Davis). | R14 |
| <u>1-10-NO 28</u> | (10:09) D.Dawkins right guard to NO 19 for 9 yards (M.Te'o, C.Gardner-Johnson). | |
| 2-1-NO 19 | (9:30) (No Huddle) D.Dawkins left guard to NO 15 for 4 yards (C.Jordan; M.Te'o). | R15 |
| <u>1-10-NO 15</u> | (8:53) D.Dawkins left tackle to NO 16 for -1 yards (D.Davis). | |
| 2-11-NO 16 | (8:14) (Shotgun) R.Tannehill pass short middle to K.Raymond to NO 7 for 9 yards (P.Robinson). | |
| 3-2-NO 7 | (7:33) (Shotgun) R.Tannehill pass short middle to T.Sharpe for 7 yards, TOUCHDOWN [C.Granderson]. | P16 |
| | Penalty on NO-A.Klein, Defensive Holding, declined. | |
| | G.Joseph extra point is GOOD, Center-B.Brinkley, Holder-B.Kern. | |

NO 31 TEN 28, 6 plays, 42 yards, 3:15 drive, 7:33 elapsed

G.Joseph kicks 49 yards from TEN 35 to NO 16. D.Washington to NO 28 for 12 yards (K.Raymond).

New Orleans Saints at 7:27, (1st play from scrimmage 7:20)

| | | |
|--------------------|---|-----|
| 1-10-NO 28 | (7:20) (Shotgun) D.Brees pass short right to M.Thomas to NO 34 for 6 yards (L.Ryan). | |
| 2-4-NO 34 | (6:40) D.Brees pass short middle to M.Thomas to NO 39 for 5 yards (J.Brown). | P19 |
| <u>1-10-NO 39</u> | (5:58) (Shotgun) T.Hill pass short left to M.Thomas to TEN 41 for 20 yards (L.Sims; J.Brown). | P20 |
| <u>1-10-TEN 41</u> | (5:17) A.Kamara left tackle to TEN 38 for 3 yards (J.Casey). | |
| 2-7-TEN 38 | (4:35) (Shotgun) D.Brees pass incomplete short left to M.Thomas (L.Sims). | |
| 3-7-TEN 38 | (4:30) (Shotgun) D.Brees pass incomplete short middle to J.Cook. | |
| | Timeout #1 by NO at 04:26. | |
| 4-7-TEN 38 | (4:26) (Punt formation) T.Hill pass incomplete short right to J.Hardee. | |

Tennessee Titans at 4:23

| | | |
|-------------|--|--|
| 1-10-TEN 38 | (4:23) R.Tannehill pass deep right to K.Raymond to NO 39 for 23 yards (C.Gardner-Johnson; J.Jenkins). FUMBLES (C.Gardner-Johnson), RECOVERED by NO-C.Gardner-Johnson at NO 38. C.Gardner-Johnson to TEN 25 for 37 yards (J.Smith). | |
|-------------|--|--|

New Orleans Saints at 4:06

| | | |
|--------------------|--|-----|
| 1-10-TEN 25 | (4:06) L.Murray left tackle to TEN 20 for 5 yards (A.Johnson). | |
| 2-5-TEN 20 | (3:25) D.Brees pass short right to A.Kamara to TEN 15 for 5 yards (R.Evans). | P21 |
| | Timeout #2 by TEN at 03:18. | |
| <u>1-10-TEN 15</u> | (3:18) A.Kamara right guard to TEN 14 for 1 yard (J.Brown). | |
| | Timeout #3 by TEN at 03:14. | |
| 2-9-TEN 14 | (3:14) (Shotgun) D.Brees pass short left to M.Thomas for 14 yards, TOUCHDOWN. The Replay Official reviewed the runner broke the plane ruling, and the play was REVERSED. (Shotgun) D.Brees pass short left to M.Thomas to TEN 1 for 13 yards (L.Ryan). | P22 |
| <u>1-1-TEN 1</u> | (2:59) L.Murray left guard to TEN 2 for -1 yards (M.Dickerson, R.Evans). | |
| 2-2-TEN 2 | (2:16) D.Brees pass short right to M.Thomas for 2 yards, TOUCHDOWN. | P23 |
| | W.Lutz extra point is GOOD, Center-Z.Wood, Holder-T.Morstead. | |

NO 38 TEN 28, 6 plays, 25 yards, 1:56 drive, 12:50 elapsed

W.Lutz kicks 65 yards from NO 35 to end zone, Touchback.

Tennessee Titans at 2:10

New Orleans Saints vs Tennessee Titans at Nissan Stadium

P17

1-10-TEN 25 (2:10) (Shotgun) R.Tannehill pass deep left to A.Brown pushed ob at NO 41 for 34 yards (M.Lattimore).

1-10-NO 41 (2:04) (No Huddle, Shotgun) R.Tannehill pass incomplete short right to J.Smith.

2-10-NO 41 (2:01) (Shotgun) R.Tannehill pass incomplete short middle to A.Firkser (A.Klein).

Two-Minute Warning

3-10-NO 41 (1:57) (Shotgun) R.Tannehill pass incomplete deep middle to A.Brown.

Timeout #2 by NO at 01:52.

4-10-NO 41 (1:52) (Shotgun) R.Tannehill pass incomplete deep right to T.Sharpe (P.Robinson).

New Orleans Saints at 1:44

1-10-NO 41 (1:44) D.Brees kneels to NO 40 for -1 yards.

2-11-NO 40 (1:04) D.Brees kneels to NO 39 for -1 yards.

3-12-NO 39 (:29) D.Brees kneels to NO 38 for -1 yards.

END OF QUARTER

| | Score | Time Poss | First Downs | | | | Efficiencies | |
|--------------------|-------|--------------|-------------|---|---|---|--------------|--------|
| | | | R | P | X | T | 3 Down | 4 Down |
| New Orleans Saints | 38 | 8:33 | 0 | 5 | 0 | 5 | 0/3 | 0/1 |
| Tennessee Titans | 28 | 6:27 | 2 | 2 | 1 | 5 | 1/3 | 0/1 |

Miscellaneous Statistics Report

New Orleans Saints vs Tennessee Titans

12/22/2019 at Nissan Stadium

Ten Longest Plays for New Orleans Saints

| Yards | Qtr | Play Start | Play Description |
|-------|-----|-------------|---|
| 61 | 2 | 1-10-NO 39 | (2:34) (Shotgun) D.Brees pass deep left to J.Cook for 61 yards, TOUCHDOWN. |
| 40 | 3 | 1-10-TEN 40 | (14:07) A.Kamara left guard for 40 yards, TOUCHDOWN. |
| 26 | 3 | 3-12-NO 28 | (10:25) (Shotgun) D.Brees pass deep right to M.Thomas to TEN 46 for 26 yards (K.Byard). |
| 23 | 3 | 1-10-TEN 39 | (2:13) D.Brees pass deep left to T.Hill to TEN 16 for 23 yards (R.Evans). |
| 20 | 4 | 1-10-NO 39 | (5:58) (Shotgun) T.Hill pass short left to M.Thomas to TEN 41 for 20 yards (L.Sims; J.Brown). |
| 19 | 1 | 2-15-NO 38 | (2:24) (Shotgun) D.Brees pass short middle to M.Thomas to TEN 43 for 19 yards (K.Byard). |
| 16 | 3 | 1-10-TEN 16 | (1:24) D.Brees pass deep right to J.Cook for 16 yards, TOUCHDOWN. |
| 15 | 2 | 2-10-NO 25 | (11:47) (Shotgun) D.Brees pass short left to M.Thomas pushed ob at NO 40 for 15 yards (L.Sims). |
| 14 | 2 | 2-12-NO 36 | (:13) (Shotgun) A.Kamara up the middle to 50 for 14 yards (K.Byard). |
| 14 | 3 | 1-10-TEN 33 | (9:34) (No Huddle, Shotgun) D.Brees pass short right to A.Kamara to TEN 19 for 14 yards (H.Landry). |

Ten Longest Plays for Tennessee Titans

| Yards | Qtr | Play Start | Play Description |
|-------|-----|-------------|--|
| 49 | 1 | 2-4-NO 49 | (5:00) A.Brown left end for 49 yards, TOUCHDOWN. |
| 41 | 1 | 2-10-NO 41 | (8:03) R.Tannehill pass short middle to J.Smith for 41 yards, TOUCHDOWN. |
| 36 | 3 | 3-1-NO 36 | (4:36) R.Tannehill pass short middle to T.Sharpe for 36 yards, TOUCHDOWN. |
| 34 | 4 | 1-10-TEN 25 | (2:10) (Shotgun) R.Tannehill pass deep left to A.Brown pushed ob at NO 41 for 34 yards (M.Lattimore). |
| 22 | 3 | 2-2-TEN 33 | (6:30) (No Huddle) R.Tannehill pass deep right to C.Davis pushed ob at NO 45 for 22 yards (C.Gardner-Johnson). |
| 19 | 1 | 2-9-TEN 40 | (9:29) R.Tannehill pass short left to D.Lewis to NO 41 for 19 yards (C.Gardner-Johnson). |
| 17 | 3 | 2-7-TEN 22 | (13:11) D.Lewis right guard to TEN 39 for 17 yards (M.Lattimore). |
| 15 | 1 | 1-10-TEN 30 | (6:01) (Shotgun) R.Tannehill pass short left to J.Smith pushed ob at TEN 45 for 15 yards (M.Lattimore). |
| 14 | 4 | 1-10-NO 42 | (10:42) D.Dawkins left guard pushed ob at NO 28 for 14 yards (D.Davis). |
| 12 | 1 | 1-10-TEN 27 | (10:37) R.Tannehill pass short right to C.Davis pushed ob at TEN 39 for 12 yards (E.Apple). |

Touchdown Scoring Information

| | | Offense | Defense | Special Teams |
|---------|--------------------|---------|---------|---------------|
| VISITOR | New Orleans Saints | 5 | 0 | 0 |
| HOME | Tennessee Titans | 4 | 0 | 0 |

Player Scoring Information

| Club | Player | TD | Rush TD | Rec TD | KO TD | Punt TD | Int TD | Fum TD | Misc TD | FG | XP | 2Pt Rush | 2Pt Rec | Sfty | Points |
|------|----------|----|---------|--------|-------|---------|--------|--------|---------|----|----|----------|---------|------|--------|
| NO | A.Kamara | 0 | 2 | 0 | 0 | 0 | 0 | 0 | 0 | 0 | 0 | 0 | 0 | 0 | 12 |
| NO | J.Cook | 0 | 0 | 2 | 0 | 0 | 0 | 0 | 0 | 0 | 0 | 0 | 0 | 0 | 12 |
| NO | W.Lutz | 0 | 0 | 0 | 0 | 0 | 0 | 0 | 0 | 1 | 5 | 0 | 0 | 0 | 8 |
| NO | M.Thomas | 0 | 0 | 1 | 0 | 0 | 0 | 0 | 0 | 0 | 0 | 0 | 0 | 0 | 6 |
| TEN | T.Sharpe | 0 | 0 | 2 | 0 | 0 | 0 | 0 | 0 | 0 | 0 | 0 | 0 | 0 | 12 |
| TEN | A.Brown | 0 | 1 | 0 | 0 | 0 | 0 | 0 | 0 | 0 | 0 | 0 | 0 | 0 | 6 |
| TEN | J.Smith | 0 | 0 | 1 | 0 | 0 | 0 | 0 | 0 | 0 | 0 | 0 | 0 | 0 | 6 |
| TEN | G.Joseph | 0 | 0 | 0 | 0 | 0 | 0 | 0 | 0 | 0 | 4 | 0 | 0 | 0 | 4 |

Possession Detail

| | First Half | | Second Half | | Game | |
|-----------------------------|------------|-------|-------------|-------|---------|-------|
| | Visitor | Home | Visitor | Home | Visitor | Home |
| Largest Lead | 0 | 14 | 10 | 0 | 10 | 14 |
| Drives Leading | 0 | 5 | 6 | 0 | 6 | 5 |
| Time of Possession Leading | 0:00 | 10:52 | 15:40 | 0:00 | 15:40 | 10:52 |
| Largest Deficit | -14 | 0 | 0 | -10 | -14 | -10 |
| Drives Trailing | 6 | 0 | 1 | 6 | 7 | 6 |
| Time of Possession Trailing | 12:03 | 0:00 | 1:00 | 13:20 | 13:03 | 13:20 |
| Times Score Tied Up | | 0 | | 0 | | 0 |
| Lead Changes | | 1 | | 1 | | 2 |

Playtime Percentage

Percent of playtime per player on offense, defense and special teams

| New Orleans Saints | | | | | | Tennessee Titans | | | | | |
|--------------------|----|---------|---------|---------------|-----|------------------|---------|---------|---------------|----|-----|
| | | Offense | Defense | Special Teams | | | Offense | Defense | Special Teams | | |
| W Clapp | C | 70 100% | | 6 | 17% | R Saffold | G | 62 100% | | 4 | 11% |
| E McCoy | C | 70 100% | | 6 | 17% | T Lewan | T | 62 100% | | 4 | 11% |
| R Ramczyk | T | 70 100% | | 6 | 17% | J Conklin | T | 62 100% | | 4 | 11% |
| N Easton | C | 70 100% | | 6 | 17% | N Davis | G | 62 100% | | 4 | 11% |
| T Armstead | T | 70 100% | | 6 | 17% | A Brown | WR | 62 100% | | | |
| D Brees | QB | 68 97% | | | | R Tannehill | QB | 62 100% | | | |
| M Thomas | WR | 61 87% | | | | B Jones | C | 62 100% | | | |
| A Kamara | RB | 44 63% | | | | J Smith | TE | 51 82% | | | |
| J Hill | TE | 42 60% | | 17 | 49% | C Davis | WR | 44 71% | | | |
| T Smith | WR | 38 54% | | 1 | 3% | D Lewis | RB | 43 69% | | 1 | 3% |
| J Cook | TE | 36 51% | | | | T Sharpe | WR | 39 63% | | | |
| Z Line | FB | 26 37% | | 18 | 51% | M Pruitt | TE | 27 44% | | 15 | 43% |
| T Hill | QB | 25 36% | | 28 | 80% | D Dawkins | RB | 16 26% | | | |
| L Murray | RB | 25 36% | | | | A Firkser | TE | 13 21% | | 11 | 31% |
| T Ginn | WR | 25 36% | | | | K Raymond | WR | 8 13% | | 17 | 49% |
| D Harris | WR | 13 19% | | 12 | 34% | K Blasingame | FB | 4 6% | | 16 | 46% |
| M Ola | T | 10 14% | | 6 | 17% | C Hollister | WR | 3 5% | | 12 | 34% |
| K Hogan | WR | 7 10% | | 16 | 46% | K Byard | FS | | 70 100% | 7 | 20% |
| C Gardner-Johnson | SS | | 62 100% | 4 | 11% | K Vaccaro | SS | | 70 100% | 3 | 9% |
| A Klein | LB | | 62 100% | 2 | 6% | L Ryan | CB | | 70 100% | | |
| M Lattimore | CB | | 62 100% | 1 | 3% | L Sims | CB | | 67 96% | 6 | 17% |
| D Davis | LB | | 62 100% | 1 | 3% | H Landry | LB | | 66 94% | 2 | 6% |
| P Williams | CB | | 56 90% | 7 | 20% | R Evans | LB | | 66 94% | | |
| C Jordan | DE | | 52 84% | 1 | 3% | J Brown | LB | | 66 94% | | |
| P Robinson | CB | | 48 77% | 20 | 57% | A Johnson | NT | | 54 77% | 12 | 34% |
| D Onyemata | DT | | 44 71% | 4 | 11% | J Casey | DT | | 51 73% | | |
| T Hendrickson | DE | | 40 65% | 5 | 14% | D Jones | NT | | 46 66% | 8 | 23% |
| M Brown | NT | | 33 53% | 5 | 14% | T Brock | CB | | 46 66% | | |
| J Jenkins | CB | | 27 44% | 7 | 20% | K Correa | LB | | 32 46% | 13 | 37% |
| M Williams | FS | | 24 39% | | | M Dickerson | DT | | 19 27% | 8 | 23% |
| M Te'o | LB | | 22 35% | 6 | 17% | D Roberson | LB | | 13 19% | 15 | 43% |
| S Tuttle | DT | | 21 34% | 4 | 11% | A Hooker | FS | | 12 17% | 31 | 89% |
| M Edwards | DT | | 17 27% | 4 | 11% | J Ivie | DT | | 12 17% | 8 | 23% |
| T Stallworth | NT | | 16 26% | | | D Long | LB | | 4 6% | 19 | 54% |
| C Granderson | DE | | 14 23% | 17 | 49% | D Cruikshank | SS | | 2 3% | 31 | 89% |
| E Apple | CB | | 11 18% | | | N Harris | LB | | 2 3% | 23 | 66% |
| J Gray | SS | | 9 15% | 25 | 71% | T Smith | CB | | 2 3% | 21 | 60% |
| J Hardee | CB | | | 28 | 80% | J Kalu | CB | | | 29 | 83% |
| C Robertson | LB | | | 28 | 80% | W Woodyard | LB | | | 22 | 63% |
| D Washington | RB | | | 23 | 66% | B Kern | P | | | 11 | 31% |
| S Anthony | LB | | | 22 | 63% | B Brinkley | LS | | | 11 | 31% |
| W Lutz | K | | | 13 | 37% | G Joseph | K | | | 9 | 26% |
| Z Wood | LS | | | 12 | 34% | J Douglas | G | | | 4 | 11% |
| T Morstead | P | | | 12 | 34% | D Kelly | T | | | 4 | 11% |
| P Omahiah | G | | | 6 | 17% | | | | | | |

TITANS PUNCH PLAYOFF TICKET WITH 35-14 WIN OVER TEXANS

**BY JIM WYATT
TITANS ONLINE
DECEMBER 30, 2019**

HOUSTON – Playoffs? Playoffs?

Yes, playoffs.

The Tennessee Titans punched their ticket into the postseason here on Sunday with 35-14 win over the Houston Texans at NRG Stadium.

The Titans will travel to Foxborough next weekend to face the New England Patriots in the first round of the playoffs.

It will be the franchise's second playoff appearance in three seasons. In 2017, the Titans beat the Chiefs in the playoff's first round before being knocked out of the postseason with a loss to the Patriots.

With the win, the Titans finished the season with a 9-7 mark.

Running back Derrick Henry ran for 211 yards and three touchdowns on 32 carries in the contest and won the NFL's rushing title in the process. Henry finished the regular season with 1,540 yards while playing in 15 games. Henry eclipsed the 100-yard mark for the sixth time this season in the contest.

Quarterback Ryan Tannehill, who helped turn around Tennessee's season, turned in yet another solid performance. Since Tannehill stepped in at Week 7, the Titans posted a 7-3 mark.

Also, receiver A.J. Brown went over the 1,000-yard mark for receiving yards in his rookie season.

It all added up to a big win for the Titans, who entered the day with a win-and-in playoff scenario.

Up 14-7 at halftime, the Titans took the opening drive of the second half and produced a 78-yard scoring drive that was capped off with a

three-yard touchdown run by Henry. It was a big drive that featured all runs, including seven from Henry. After the Texans answered back with a long scoring drive of their own, cutting the lead to 21-14 with 1:09 left in the third quarter on a one-yard by quarterback AJ McCarron, who started in place of regular Texans starter Deshaun Watson, the Titans stepped up again.

Henry finished off a five-play 75-yard scoring drive with another one-yard score, which was set up by a 47-yard pass from quarterback Tannehill to Brown, who made a remarkable catch at the one-yard line to set up the score to make it 28-14.

Then, a 53-yard touchdown run by Henry with 2:54 remaining in the game set off a celebration on the Tennessee sideline, and in the stands. It sparked chants of "Henry, Henry, Henry."

The Titans fell down early before rallying.

The Titans took a 14-7 in the second quarter that ended with a one-yard touchdown pass from Tannehill to tight end MyCole Pruitt and included a lot.

On the 16-play, 90-yard drive, Brown went over the 1,000-yard mark for the season – on a 24-yard completion from quarterback Marcus Mariota, who entered the game for one play.

The Titans jumped on the scoreboard on their first possession on a 51-yard touchdown pass from Tannehill to Brown, who caught the ball and outraced defenders to the end zone to tie the game.

It was a big early answer – it came less than two minutes after the Texans jumped out to a 7-0 lead early on a one-yard touchdown run by Duke Johnson, which capped off a 15-play, 75-yard drive.

By finishing with a 9-7 mark, the team finished with a winning record for the fourth season in a row.

###

TEXANS vs TITANS

National Football League Game Summary

NFL Copyright © 2019 by The National Football League. All rights reserved. This summary and play-by-play is for the express purpose of assisting media in their coverage of the game; any other use of this material is prohibited without the written permission of the National Football League. Updated: 12/30/2019

Date: Sunday, 12/29/2019 Tennessee Titans at Houston Texans Start Time: 3:25 PM CST
at NRG Stadium, Houston, TX

Game Day Weather

Game Weather: Partly Cloudy Temp: 64° F (17.8° C) Humidity: 36%, Wind: NW 12mph mph
Played Retractable Roof - Closed on Turf: Artificial Outdoor Weather: Partly Cloudy, Wind Chill: 64

Officials

Referee: Blakeman, Clete (34) Umpire: Rice, Jeff (44) Down Judge: Bergman, Jerry (91)
Line Judge: Symonette, Thomas (100) Field Judge: Larrew, Joe (73) Side Judge: Buchanan, Jimmy (86)
Back Judge: Paganelli, Perry (46) Replay Official: Sumstine, Matthew (0)

Lineups

| Tennessee Titans | | | | Houston Texans | | | |
|------------------|-----------------|---------|--------------|----------------|----------------|---------|-----------------|
| Offense | | Defense | | Offense | | Defense | |
| WR | 84 C.Davis | CB | 26 L.Ryan | WR | 11 S.Mitchell | NT | 92 B.Dunn |
| TE | 81 J.Smith | NT | 90 D.Jones | LT | 77 C.Clark | DE | 91 C.Watkins |
| LT | 77 T.Lewan | DT | 99 J.Casey | LG | 74 M.Scharping | OLB | 59 W.Mercilus |
| LG | 76 R.Saffold | OLB | 44 K.Correa | C | 66 N.Martin | DE | 97 A.Blackson |
| C | 60 B.Jones | ILB | 54 R.Evans | RG | 73 Z.Fulton | ILB | 50 T.Adams |
| RG | 64 N.Davis | ILB | 55 J.Brown | RT | 63 R.Johnson | ILB | 41 Z.Cunningham |
| RT | 78 J.Conklin | OLB | 58 H.Landry | TE | 88 J.Akins | OLB | 57 B.Scarlett |
| FB | 41 K.Blasingame | CB | 23 T.Smith | WR | 14 D.Carter | CB | 24 J.Joseph |
| WR | 11 A.Brown | SS | 24 K.Vaccaro | TE | 83 J.Thomas | CB | 22 G.Conley |
| QB | 17 R.Tannehill | FS | 31 K.Byard | QB | 2 A.McCarron | S | 39 T.Gipson |
| RB | 22 D.Henry | CB | 35 T.Brock | RB | 23 C.Hyde | S | 20 J.Reid |

Substitutions

P 6 B.Kern, K 7 G.Joseph, QB 8 M.Mariota, WR 12 R.Davis, WR 15 D.Jennings, WR 19 T.Sharpe, DB 29 D.Cruikshank, RB 33 D.Lewis, CB 36 L.Sims, DB 37 A.Hooker, DB 46 J.Kalu, LS 48 B.Brinkley, OLB 50 D.Roberson, LB 51 D.Long, LB 53 D.Bates, LB 59 W.Woodyard, T/G 71 D.Kelly, G 75 J.Douglas, TE 85 M.Pruitt, TE 86 A.Firkser, OLB 93 R.Gilbert, DL 94 A.Johnson, DT 96 J.Ivie, DL 98 J.Simmons

Substitutions

K 7 K.Fairbairn, P 9 B.Anger, WR 16 K.Coutee, RB 25 D.Johnson, FS 27 M.Adams, DB 28 V.Hargreaves, DB 30 C.Armstrong, CB 32 L.Johnson, S 33 A.Moore, RB 34 T.Jones, DB 35 K.Crossen, S 37 J.Addae, RB 38 G.Howell, FB 44 C.Gillaspia, LS 46 J.Weeks, OLB 52 B.Mingo, ILB 58 P.Kalambayi, C/G 65 G.Mancz, TE 87 D.Fells, DE 94 C.Omenihu, DT 95 E.Vanderdoes

Did Not Play

Did Not Play

QB 4 D.Watson, WR 10 D.Hopkins, T 75 E.Nkansah

Not Active

Not Active

WR 10 A.Humphries, WR 14 K.Raymond, WR 16 C.Hollister, CB 25 A.Jackson, G/T 66 K.Pamphile, DE 92 M.Dickerson, DT 97 I.Mack

WR 12 K.Stills, WR 15 W.Fuller, CB 21 B.Roby, OLB 54 J.Martin, ILB 55 B.McKinney, T 78 L.Tunsil, DE/NT 98 D.Reader

Field Goals (made () & missed)

| | | 1 | 2 | 3 | 4 | OT | Total |
|----------|------------------|---|---|---|----|----|-------|
| VISITOR: | Tennessee Titans | 7 | 7 | 7 | 14 | 0 | 35 |
| HOME: | Houston Texans | 7 | 0 | 7 | 0 | 0 | 14 |

Scoring Plays

| Team | Qtr | Time | Play Description (Extra Point) (Drive Info) | Visitor | Home |
|--------|-----|-------|--|---------|------|
| Texans | 1 | 7:25 | D.Johnson 1 yd. run (K.Fairbairn kick) (15-75, 7:35) | 0 | 7 |
| Titans | 1 | 5:33 | A.Brown 51 yd. pass from R.Tannehill (G.Joseph kick) (4-75, 1:52) | 7 | 7 |
| Titans | 2 | 9:42 | M.Pruitt 1 yd. pass from R.Tannehill (G.Joseph kick) (16-90, 8:04) | 14 | 7 |
| Titans | 3 | 10:06 | D.Henry 3 yd. run (G.Joseph kick) (10-78, 4:54) | 21 | 7 |
| Texans | 3 | 1:09 | A.McCarron 1 yd. run (K.Fairbairn kick) (16-75, 8:57) | 21 | 14 |
| Titans | 4 | 14:02 | D.Henry 1 yd. run (G.Joseph kick) (5-75, 2:07) | 28 | 14 |
| Titans | 4 | 2:54 | D.Henry 53 yd. run (G.Joseph kick) (4-85, 0:32) | 35 | 14 |

Paid Attendance: 71,794

Time: 2:53

Final Individual Statistics

Tennessee Titans

Houston Texans[illegible]

Final Team Statistics

| | Visitor Titans | Home Texans |
|---|-------------------|----------------|
| TOTAL FIRST DOWNS | 25 | 20 |
| By Rushing | 13 | 9 |
| By Passing | 11 | 11 |
| By Penalty | 1 | 0 |
| THIRD DOWN EFFICIENCY | 5-10-50% | 3-12-25% |
| FOURTH DOWN EFFICIENCY | 0-0-0% | 2-4-50% |
| TOTAL NET YARDS | 467 | 301 |
| Total Offensive Plays (inc. times thrown passing) | 60 | 65 |
| Average gain per offensive play | 7.8 | 4.6 |
| NET YARDS RUSHING | 245 | 109 |
| Total Rushing Plays | 39 | 25 |
| Average gain per rushing play | 6.3 | 4.4 |
| Tackles for a loss-number and yards | 0-0 | 1-1 |
| NET YARDS PASSING | 222 | 192 |
| Times thrown - yards lost attempting to pass | 0-0 | 4-33 |
| Gross yards passing | 222 | 225 |
| PASS ATTEMPTS-COMPLETIONS-HAD INTERCEPTED | 21-14-0 | 36-21-1 |
| Avg gain per pass play (inc.# thrown passing) | 10.6 | 4.8 |
| KICKOFFS Number-In End Zone-Touchbacks | 6-6-6 | 3-3-1 |
| PUNTS Number and Average | 4-47.3 | 5-49.6 |
| Had Blocked | 0 | 0 |
| FGs - PATs Had Blocked | 0-0 | 0-0 |
| Net Punting Average | 41.0 | 47.8 |
| TOTAL RETURN YARDAGE (Not Including Kickoffs) | 9 | 25 |
| No. and Yards Punt Returns | 2-9 | 2-25 |
| No. and Yards Kickoff Returns | 2-49 | 0-0 |
| No. and Yards Interception Returns | 1-0 | 0-0 |
| PENALTIES Number and Yards | 5-37 | 5-35 |
| FUMBLES Number and Lost | 0-0 | 0-0 |
| TOUCHDOWNS | 5 | 2 |
| Rushing | 3 | 2 |
| Passing | 2 | 0 |
| EXTRA POINTS Made-Attempts | 5-5 | 2-2 |
| Kicking Made-Attempts | 5-5 | 2-2 |
| FIELD GOALS Made-Attempts | 0-0 | 0-0 |
| RED ZONE EFFICIENCY | 3-3-100% | 2-2-100% |
| GOAL TO GO EFFICIENCY | 3-3-100% | 2-2-100% |
| SAFETIES | 0 | 0 |
| FINAL SCORE | 35 | 14 |
| TIME OF POSSESSION | 28:21 | 31:39 |

Ball Possession And Drive Chart

Tennessee Titans

| # | Time Recd | Time Lost | Time Poss | How Ball Obtained | Drive Began | # Play | Yds Gain | Yds Pen | Net Yds | 1st Down | Last Scrm | How Given Up |
|----|-----------|-----------|-----------|-------------------|-------------|--------|----------|---------|---------|----------|-----------|--------------|
| 1 | 7:25 | 5:33 | 1:52 | Kickoff | TEN 25 | 4 | 75 | 0 | 75 | 2 | TEN 49 | Touchdown |
| 2 | 2:46 | 9:42 | 8:04 | Punt | TEN 10 | 16 | 90 | 0 | 90 | 7 | * HST 1 | Touchdown |
| 3 | 8:36 | 5:41 | 2:55 | Punt | TEN 19 | 5 | 27 | 5 | 32 | 2 | HST 49 | Punt |
| 4 | 1:58 | 0:41 | 1:17 | Punt | TEN 17 | 7 | 37 | -5 | 32 | 2 | TEN 49 | Punt |
| 5 | 15:00 | 10:06 | 4:54 | Kickoff | TEN 22 | 10 | 63 | 15 | 78 | 6 | * HST 3 | Touchdown |
| 6 | 1:09 | 14:02 | 2:07 | Kickoff | TEN 25 | 5 | 75 | 0 | 75 | 4 | * HST 1 | Touchdown |
| 7 | 12:20 | 10:17 | 2:03 | Punt | TEN 21 | 3 | 8 | -5 | 3 | 0 | TEN 24 | Punt |
| 8 | 7:49 | 4:46 | 3:03 | Punt | TEN 26 | 3 | 9 | -22 | -13 | 0 | TEN 13 | Punt |
| 9 | 3:26 | 2:54 | 0:32 | Interception | TEN 15 | 4 | 85 | 0 | 85 | 2 | TEN 47 | Touchdown |
| 10 | 1:34 | 0:00 | 1:34 | Downs | TEN 31 | 3 | -2 | 0 | -2 | 0 | TEN 30 | End of Game |

(211) Average TEN 21

Houston Texans

| # | Time Recd | Time Lost | Time Poss | How Ball Obtained | Drive Began | # Play | Yds Gain | Yds Pen | Net Yds | 1st Down | Last Scrm | How Given Up |
|----|-----------|-----------|-----------|-------------------|-------------|--------|----------|---------|---------|----------|-----------|--------------|
| 1 | 15:00 | 7:25 | 7:35 | Kickoff | HST 25 | 15 | 75 | 0 | 75 | 6 | * TEN 1 | Touchdown |
| 2 | 5:33 | 2:46 | 2:47 | Kickoff | HST 25 | 4 | 19 | 0 | 19 | 1 | HST 44 | Punt |
| 3 | 9:42 | 8:36 | 1:06 | Kickoff | HST 25 | 3 | 8 | 0 | 8 | 0 | HST 33 | Punt |
| 4 | 5:41 | 1:58 | 3:43 | Punt | HST 13 | 5 | 24 | 0 | 24 | 1 | HST 37 | Punt |
| 5 | 0:41 | 0:00 | 0:41 | Punt | HST 9 | 4 | 24 | 0 | 24 | 2 | HST 42 | End of Half |
| 6 | 10:06 | 1:09 | 8:57 | Kickoff | HST 25 | 16 | 80 | -5 | 75 | 7 | * TEN 1 | Touchdown |
| 7 | 14:02 | 12:20 | 1:42 | Kickoff | HST 25 | 3 | 5 | 0 | 5 | 0 | HST 30 | Punt |
| 8 | 10:17 | 7:49 | 2:28 | Punt | HST 30 | 3 | -1 | -5 | -6 | 0 | HST 24 | Punt |
| 9 | 4:46 | 3:26 | 1:20 | Punt | HST 47 | 5 | 23 | 0 | 23 | 1 | TEN 30 | Interception |
| 10 | 2:54 | 1:34 | 1:20 | Kickoff | HST 25 | 7 | 44 | 0 | 44 | 2 | TEN 31 | Downs |

(249) Average HST 25

* inside opponent's 20

| Time of Possession by Quarter | | 1st | 2nd | 3rd | 4th | OT | Total |
|-------------------------------|------------------|-------|------|------|------|----|-------|
| Visitor | Tennessee Titans | 4:38 | 9:30 | 6:03 | 8:10 | | 28:21 |
| Home | Houston Texans | 10:22 | 5:30 | 8:57 | 6:50 | | 31:39 |

Kickoff Drive No.-Start Average

Titans: 3 - TEN 24

Texans: 6 - HST 25

Final Defensive Statistics

| Tennessee Titans | | Regular Defensive Plays | | | | | | | | | | | Special Teams | | | | | Misc | | | |
|------------------|-----|-------------------------|------|----|-------|-----|---|----|----|----|----|--|---------------|-----|----|----|----|------|-----|----|----|
| | TKL | AST | COMB | SK | / YDS | TFL | Q | IN | PD | FF | FR | | TKL | AST | FF | FR | BL | TKL | AST | FF | FR |
| K.Byard | 6 | 1 | 7 | 0 | 0 | 0 | 0 | 1 | 1 | 0 | 0 | | 0 | 0 | 0 | 0 | 0 | 0 | 0 | 0 | 0 |
| K.Vaccaro | 4 | 3 | 7 | 0 | 0 | 0 | 0 | 0 | 0 | 0 | 0 | | 0 | 0 | 0 | 0 | 0 | 0 | 0 | 0 | 0 |
| T.Brock | 5 | 1 | 6 | 0 | 0 | 0 | 0 | 0 | 0 | 0 | 0 | | 0 | 0 | 0 | 0 | 0 | 0 | 0 | 0 | 0 |
| R.Evans | 4 | 1 | 5 | 0 | 0 | 1 | 0 | 0 | 0 | 0 | 0 | | 0 | 0 | 0 | 0 | 0 | 0 | 0 | 0 | 0 |
| L.Ryan | 4 | 0 | 4 | 1 | 8 | 1 | 1 | 0 | 0 | 0 | 0 | | 0 | 0 | 0 | 0 | 0 | 0 | 0 | 0 | 0 |
| J.Casey | 2 | 2 | 4 | 1 | 9 | 1 | 2 | 0 | 0 | 0 | 0 | | 0 | 0 | 0 | 0 | 0 | 0 | 0 | 0 | 0 |
| T.Smith | 2 | 2 | 4 | 0 | 0 | 0 | 0 | 0 | 0 | 0 | 0 | | 0 | 0 | 0 | 0 | 0 | 0 | 0 | 0 | 0 |
| D.Roberson | 2 | 1 | 3 | 1 | 8 | 1 | 1 | 0 | 0 | 0 | 0 | | 0 | 0 | 0 | 0 | 0 | 0 | 0 | 0 | 0 |
| J.Brown | 2 | 1 | 3 | 0 | 0 | 0 | 0 | 0 | 0 | 0 | 0 | | 0 | 0 | 0 | 0 | 0 | 0 | 0 | 0 | 0 |
| J.Simmons | 1 | 2 | 3 | 0 | 0 | 0 | 0 | 0 | 0 | 0 | 0 | | 0 | 0 | 0 | 0 | 0 | 0 | 0 | 0 | 0 |
| J.Kalu | 2 | 0 | 2 | 0 | 0 | 0 | 0 | 0 | 1 | 0 | 0 | | 0 | 0 | 0 | 0 | 0 | 0 | 0 | 0 | 0 |
| H.Landry | 0 | 2 | 2 | 0 | 0 | 0 | 1 | 0 | 0 | 0 | 0 | | 0 | 0 | 0 | 0 | 0 | 0 | 0 | 0 | 0 |
| K.Correa | 1 | 0 | 1 | 1 | 8 | 1 | 1 | 0 | 0 | 0 | 0 | | 0 | 0 | 0 | 0 | 0 | 0 | 0 | 0 | 0 |
| W.Woodyard | 1 | 0 | 1 | 0 | 0 | 0 | 0 | 0 | 1 | 0 | 0 | | 0 | 0 | 0 | 0 | 0 | 0 | 0 | 0 | 0 |
| D.Long | 1 | 0 | 1 | 0 | 0 | 0 | 0 | 0 | 1 | 0 | 0 | | 0 | 0 | 0 | 0 | 0 | 0 | 0 | 0 | 0 |
| D.Jones | 1 | 0 | 1 | 0 | 0 | 0 | 0 | 0 | 0 | 0 | 0 | | 0 | 0 | 0 | 0 | 0 | 0 | 0 | 0 | 0 |
| A.Johnson | 1 | 0 | 1 | 0 | 0 | 0 | 0 | 0 | 0 | 0 | 0 | | 0 | 0 | 0 | 0 | 0 | 0 | 0 | 0 | 0 |
| A.Hooker | 0 | 0 | 0 | 0 | 0 | 0 | 0 | 0 | 0 | 0 | 0 | | 1 | 0 | 0 | 0 | 0 | 0 | 0 | 0 | 0 |
| D.Bates | 0 | 0 | 0 | 0 | 0 | 0 | 0 | 0 | 0 | 0 | 0 | | 0 | 1 | 0 | 0 | 0 | 0 | 0 | 0 | 0 |
| L.Sims | 0 | 0 | 0 | 0 | 0 | 0 | 0 | 0 | 0 | 0 | 0 | | 0 | 1 | 0 | 0 | 0 | 0 | 0 | 0 | 0 |
| Total | 39 | 16 | 55 | 4 | 33 | 5 | 6 | 1 | 4 | 0 | 0 | | 1 | 2 | 0 | 0 | 0 | 0 | 0 | 0 | 0 |

TKL = Tackle AST = Assist COMB = Combined QH=QB Hit IN = Interception PD = Pass Defense FF = Forced Fumble FR = Fumble Recovery

| Houston Texans | | Regular Defensive Plays | | | | | | | | | | | Special Teams | | | | | Misc | | | |
|----------------|-----|-------------------------|------|----|-------|-----|----|----|----|----|----|--|---------------|-----|----|----|----|------|-----|----|----|
| | TKL | AST | COMB | SK | / YDS | TFL | QH | IN | PD | FF | FR | | TKL | AST | FF | FR | BL | TKL | AST | FF | FR |
| T.Adams | 3 | 5 | 8 | 0 | 0 | 0 | 0 | 0 | 0 | 0 | 0 | | 0 | 0 | 0 | 0 | 0 | 0 | 0 | 0 | 0 |
| J.Addae | 3 | 4 | 7 | 0 | 0 | 0 | 0 | 0 | 0 | 0 | 0 | | 0 | 0 | 0 | 0 | 0 | 0 | 0 | 0 | 0 |
| C.Watkins | 3 | 3 | 6 | 0 | 0 | 0 | 0 | 0 | 0 | 0 | 0 | | 0 | 0 | 0 | 0 | 0 | 0 | 0 | 0 | 0 |
| B.Scarlett | 3 | 3 | 6 | 0 | 0 | 0 | 0 | 0 | 0 | 0 | 0 | | 0 | 0 | 0 | 0 | 0 | 0 | 0 | 0 | 0 |
| G.Conley | 4 | 1 | 5 | 0 | 0 | 0 | 0 | 0 | 2 | 0 | 0 | | 0 | 0 | 0 | 0 | 0 | 0 | 0 | 0 | 0 |
| P.Kalambayi | 2 | 3 | 5 | 0 | 0 | 0 | 0 | 0 | 0 | 0 | 0 | | 0 | 1 | 0 | 0 | 0 | 0 | 0 | 0 | 0 |
| E.Vanderdoes | 2 | 3 | 5 | 0 | 0 | 0 | 0 | 0 | 0 | 0 | 0 | | 0 | 0 | 0 | 0 | 0 | 0 | 0 | 0 | 0 |
| Z.Cunningham | 0 | 3 | 3 | 0 | 0 | 0 | 0 | 0 | 0 | 0 | 0 | | 0 | 0 | 0 | 0 | 0 | 0 | 0 | 0 | 0 |
| J.Reid | 2 | 0 | 2 | 0 | 0 | 0 | 0 | 0 | 0 | 0 | 0 | | 0 | 0 | 0 | 0 | 0 | 0 | 0 | 0 | 0 |
| L.Johnson | 1 | 1 | 2 | 0 | 0 | 0 | 0 | 0 | 0 | 0 | 0 | | 1 | 0 | 0 | 0 | 0 | 0 | 0 | 0 | 0 |
| B.Dunn | 1 | 1 | 2 | 0 | 0 | 0 | 0 | 0 | 0 | 0 | 0 | | 0 | 0 | 0 | 0 | 0 | 0 | 0 | 0 | 0 |
| T.Gipson | 1 | 1 | 2 | 0 | 0 | 0 | 0 | 0 | 0 | 0 | 0 | | 0 | 0 | 0 | 0 | 0 | 0 | 0 | 0 | 0 |
| C.Omenihu | 0 | 2 | 2 | 0 | 0 | 0 | 0 | 0 | 0 | 0 | 0 | | 0 | 0 | 0 | 0 | 0 | 0 | 0 | 0 | 0 |
| K.Crossen | 1 | 0 | 1 | 0 | 0 | 0 | 0 | 0 | 0 | 0 | 0 | | 1 | 0 | 0 | 0 | 0 | 0 | 0 | 0 | 0 |
| A.Moore | 1 | 0 | 1 | 0 | 0 | 0 | 0 | 0 | 0 | 0 | 0 | | 0 | 2 | 0 | 0 | 0 | 0 | 0 | 0 | 0 |
| V.Hargreaves | 1 | 0 | 1 | 0 | 0 | 0 | 0 | 0 | 0 | 0 | 0 | | 0 | 0 | 0 | 0 | 0 | 0 | 0 | 0 | 0 |
| M.Adams | 1 | 0 | 1 | 0 | 0 | 0 | 0 | 0 | 0 | 0 | 0 | | 0 | 0 | 0 | 0 | 0 | 0 | 0 | 0 | 0 |
| B.Mingo | 0 | 1 | 1 | 0 | 0 | 0 | 2 | 0 | 0 | 0 | 0 | | 0 | 0 | 0 | 0 | 0 | 0 | 0 | 0 | 0 |
| A.Blackson | 0 | 1 | 1 | 0 | 0 | 0 | 0 | 0 | 0 | 0 | 0 | | 0 | 0 | 0 | 0 | 0 | 0 | 0 | 0 | 0 |
| T.Jones | 0 | 0 | 0 | 0 | 0 | 0 | 0 | 0 | 0 | 0 | 0 | | 0 | 1 | 0 | 0 | 0 | 0 | 0 | 0 | 0 |
| G.Howell | 0 | 0 | 0 | 0 | 0 | 0 | 0 | 0 | 0 | 0 | 0 | | 0 | 0 | 0 | 0 | 0 | 1 | 0 | 0 | 0 |
| Total | 29 | 32 | 61 | 0 | 0 | 0 | 2 | 0 | 2 | 0 | 0 | | 2 | 4 | 0 | 0 | 0 | 1 | 0 | 0 | 0 |

First Half Summary

PERIOD SCORES

| | |
|--------|----------|
| Titans | 7 7 = 14 |
| Texans | 7 0 = 7 |

TIME OF POSSESSION

| | |
|--------|-------|
| Titans | 14:08 |
| Texans | 15:52 |

Scoring Plays

| Team | Qtr | Time | Play Description (Extra Point) (Drive Info) | Visitor | Home |
|--------|-----|------|--|---------|------|
| Texans | 1 | 7:25 | D.Johnson 1 yd. run (K.Fairbairn kick) (15-75, 7:35) | 0 | 7 |
| Titans | 1 | 5:33 | A.Brown 51 yd. pass from R.Tannehill (G.Joseph kick) (4-75, 1:52) | 7 | 7 |
| Titans | 2 | 9:42 | M.Pruitt 1 yd. pass from R.Tannehill (G.Joseph kick) (16-90, 8:04) | 14 | 7 |

| | Tennessee Titans | Houston Texans |
|--|------------------|----------------|
| TOTAL FIRST DOWNS | 13 | 10 |
| First Downs Rushing-Passing-by Penalty | 4 - 9 - 0 | 4 - 6 - 0 |
| THIRD DOWN EFFICIENCY | 5-7-71% | 2-6-33% |
| TOTAL NET YARDS | 229 | 150 |
| Total Offensive Plays | 32 | 31 |
| NET YARDS RUSHING | 66 | 43 |
| NET YARDS PASSING | 163 | 107 |
| Gross Yards Passing | 163 | 132 |
| Times thrown-yards lost attempting to pass | 0-0 | 3-25 |
| Pass Attempts-Completions-Had Intercepted | 18 - 12 - 0 | 16 - 11 - 0 |
| Punts-Number and Average | 2 - 39 | 3 - 50 |
| Penalties-Number and Yards | 1 - 10 | 2 - 10 |
| Fumbles-Number and Lost | 0 - 0 | 0 - 0 |
| Red Zone Efficiency | 1-1-100% | 1-1-100% |
| Average Drive Start | TEN 18 | HST 19 |

| Tennessee Titans | | | | | | | | | | Houston Texans | | | | | | | | | |
|------------------|-----|-----|------|-------|----|------------|------------|-------|------------|----------------|-----|-----|------|-------|----|----|----|------|--|
| RUSHING | | | | | | | | | | RUSHING | | | | | | | | | |
| | ATT | YDS | AVG | LG | TD | | | | | | ATT | YDS | AVG | LG | TD | | | | |
| D.Henry | 13 | 47 | 3.6 | 13 | 0 | C.Hyde | | | | | 4 | 13 | 3.3 | 7 | 0 | | | | |
| R.Tannehill | 1 | 19 | 19.0 | 19 | 0 | A.McCarron | | | | | 1 | 13 | 13.0 | 13 | 0 | | | | |
| | | | | | | D.Johnson | | | | | 4 | 12 | 3.0 | 8 | 1 | | | | |
| | | | | | | G.Howell | | | | | 3 | 5 | 1.7 | 3 | 0 | | | | |
| Total | 14 | 66 | 4.7 | 19 | 0 | Total | | | | | 12 | 43 | 3.6 | 13 | 1 | | | | |
| PASSING | | | | | | | | | | PASSING | | | | | | | | | |
| | ATT | CMP | YDS | SK/YD | TD | LG | IN | RT | | | ATT | CMP | YDS | SK/YD | TD | LG | IN | RT | |
| R.Tannehill | 17 | 11 | 139 | 0/0 | 2 | 51 | 0 | 129.3 | A.McCarron | | 16 | 11 | 132 | 3/25 | 0 | 21 | 0 | 93.8 | |
| M.Mariota | 1 | 1 | 24 | 0/0 | 0 | 24 | 0 | 118.8 | | | | | | | | | | | |
| Total | 18 | 12 | 163 | 0/0 | 2 | 51 | 0 | 132.4 | Total | | 16 | 11 | 132 | 3/25 | 0 | 21 | 0 | 93.8 | |
| PASS RECEIVING | | | | | | | | | | PASS RECEIVING | | | | | | | | | |
| | TAR | REC | YDS | AVG | LG | TD | | | | | TAR | REC | YDS | AVG | LG | TD | | | |
| C.Davis | 5 | 4 | 44 | 11.0 | 16 | 0 | D.Carter | | | | 5 | 4 | 54 | 13.5 | 21 | 0 | | | |
| A.Brown | 6 | 3 | 77 | 25.7 | 51 | 1 | D.Johnson | | | | 4 | 3 | 34 | 11.3 | 14 | 0 | | | |
| R.Davis | 1 | 1 | 16 | 16.0 | 16 | 0 | S.Mitchell | | | | 2 | 1 | 21 | 21.0 | 21 | 0 | | | |
| T.Sharpe | 2 | 1 | 13 | 13.0 | 13 | 0 | J.Thomas | | | | 2 | 1 | 8 | 8.0 | 8 | 0 | | | |
| K.Blasingame | 1 | 1 | 7 | 7.0 | 7 | 0 | J.Akins | | | | 1 | 1 | 8 | 8.0 | 8 | 0 | | | |
| A.Firkser | 2 | 1 | 5 | 5.0 | 5 | 0 | K.Coutee | | | | 1 | 1 | 7 | 7.0 | 7 | 0 | | | |
| M.Pruitt | 1 | 1 | 1 | 1.0 | 1 | 1 | | | | | | | | | | | | | |
| Total | 18 | 12 | 163 | 13.6 | 51 | 2 | Total | | | | 15 | 11 | 132 | 12.0 | 21 | 0 | | | |

| Tennessee Titans | | | | | | | | | | | | | | Houston Texans | | | | | | | | | |
|-------------------------|-----|-----|------|----|-------|-----|---|----|----|----|----|--|--|----------------|-----|----|----|----|-----|-----|----|----|---|
| Regular Defensive Plays | | | | | | | | | | | | | | Special Teams | | | | | | | | | |
| | TKL | AST | COMB | SK | / YDS | TFL | Q | IN | PD | FF | FR | | | TKL | AST | FF | FR | BL | TKL | AST | FF | FR | |
| T.Brock | 4 | 1 | 5 | 0 | 0 | 0 | 0 | 0 | 0 | 0 | 0 | | | 0 | 0 | 0 | 0 | 0 | | 0 | 0 | 0 | 0 |
| J.Casey | 2 | 2 | 4 | 1 | 9 | 1 | 1 | 0 | 0 | 0 | 0 | | | 0 | 0 | 0 | 0 | 0 | | 0 | 0 | 0 | 0 |
| K.Vaccaro | 2 | 2 | 4 | 0 | 0 | 0 | 0 | 0 | 0 | 0 | 0 | | | 0 | 0 | 0 | 0 | 0 | | 0 | 0 | 0 | 0 |
| K.Byard | 2 | 1 | 3 | 0 | 0 | 0 | 0 | 0 | 0 | 0 | 0 | | | 0 | 0 | 0 | 0 | 0 | | 0 | 0 | 0 | 0 |
| Total | 10 | 6 | 16 | 1 | 9 | 1 | 1 | 0 | 0 | 0 | 0 | | | 0 | 0 | 0 | 0 | 0 | | 0 | 0 | 0 | 0 |

12/29/2019 at NRG Stadium

First Half Summary

[illegible]

First Quarter

TEN wins the coin toss and elects to defer. HST elects to Receive, and TEN elects to defend the south goal.

G.Joseph kicks 65 yards from TEN 35 to end zone, Touchback.

Houston Texans at 15:00

| | | |
|--|--|----|
| 1-10-HST 25 | (15:00) C.Hyde right tackle pushed ob at HST 27 for 2 yards (T.Brock). | |
| 2-8-HST 27 | (14:26) A.McCarron pass short right to J.Akins to HST 35 for 8 yards (L.Ryan). | P1 |
| 1-10-HST 35 | (13:47) C.Hyde left tackle to HST 39 for 4 yards (K.Byard). | |
| 2-6-HST 39 | (13:03) C.Hyde up the middle to HST 46 for 7 yards (T.Smith; H.Landry). | R2 |
| 1-10-HST 46 | (12:18) C.Hyde right guard to HST 46 for no gain (J.Casey). | |
| 2-10-HST 46 | (11:40) (Shotgun) A.McCarron pass incomplete deep right. | |
| 3-10-HST 46 | (11:31) (Shotgun) A.McCarron pass deep right to S.Mitchell ran ob at TEN 33 for 21 yards. | P3 |
| 1-10-TEN 33 | (11:07) D.Johnson right tackle to TEN 25 for 8 yards (K.Vaccaro). | |
| 2-2-TEN 25 | (10:23) (Shotgun) A.McCarron pass incomplete deep left to D.Johnson. | |
| 3-2-TEN 25 | (10:13) (Shotgun) A.McCarron pass short left to D.Johnson to TEN 11 for 14 yards (T.Smith; K.Byard). | P4 |
| 1-10-TEN 11 | (9:27) (Shotgun) G.Howell up the middle to TEN 8 for 3 yards (J.Simmons). | |
| 2-7-TEN 8 | (8:47) A.McCarron pass short right to D.Carter pushed ob at TEN 2 for 6 yards (T.Brock). | |
| 3-1-TEN 2 | (8:09) (Shotgun) A.McCarron pass incomplete short right to J.Thomas. | |
| 4-1-TEN 2 | (8:05) (Shotgun) G.Howell up the middle to TEN 1 for 1 yard (K.Vaccaro; J.Casey). | R5 |
| 1-1-TEN 1 | (7:29) (Shotgun) D.Johnson right guard for 1 yard, TOUCHDOWN. | R6 |
| K.Fairbairn extra point is GOOD, Center-J.Weeks, Holder-B.Anger. | | |

| |
|---|
| TEN 0 HST 7, 15 plays, 75 yards, 7:35 drive, 7:35 elapsed |
|---|

K.Fairbairn kicks 66 yards from HST 35 to TEN -1. D.Jennings to TEN 25 for 26 yards (A.Moore; P.Kalambayi).

Tennessee Titans at 7:25, (1st play from scrimmage 7:20)

| | | |
|---|---|----|
| 1-10-TEN 25 | (7:20) R.Tannehill scrambles left end ran ob at TEN 44 for 19 yards (J.Reid). | R1 |
| 1-10-TEN 44 | (6:52) D.Henry left end to TEN 47 for 3 yards (B.Dunn). | |
| 2-7-TEN 47 | (6:28) R.Tannehill pass short left to A.Brown to TEN 49 for 2 yards (J.Reid). | |
| 3-5-TEN 49 | (5:45) (Shotgun) R.Tannehill pass short right to A.Brown for 51 yards, TOUCHDOWN. | P2 |
| G.Joseph extra point is GOOD, Center-B.Brinkley, Holder-B.Kern. | | |

| |
|--|
| TEN 7 HST 7, 4 plays, 75 yards, 1:52 drive, 9:27 elapsed |
|--|

G.Joseph kicks 65 yards from TEN 35 to end zone, Touchback.

Houston Texans at 5:33

| | | |
|-------------|--|----|
| 1-10-HST 25 | (5:33) A.McCarron pass deep right to D.Carter to HST 46 for 21 yards (K.Byard). | P7 |
| 1-10-HST 46 | (4:54) (Shotgun) A.McCarron pass short right to D.Carter pushed ob at TEN 47 for 7 yards (T.Brock). | |
| 2-3-TEN 47 | (4:24) D.Johnson right end to TEN 48 for -1 yards (R.Evans). | |
| 3-4-TEN 48 | (3:40) (Shotgun) A.McCarron sacked at HST 44 for -8 yards (D.Roberson). | |
| 4-12-HST 44 | (2:55) B.Anger punts 46 yards to TEN 10, Center-J.Weeks, fair catch by R.Davis. Punt Hangtime: 4.97s | |

Tennessee Titans at 2:46

| | | |
|-------------|--|----|
| 1-10-TEN 10 | (2:46) D.Henry left tackle to TEN 10 for no gain (C.Watkins; Z.Cunningham). | |
| 2-10-TEN 10 | (2:06) (Shotgun) D.Henry up the middle to TEN 11 for 1 yard (E.Vanderdoes). | |
| 3-9-TEN 11 | (1:26) (Shotgun) R.Tannehill pass short right to C.Davis pushed ob at TEN 23 for 12 yards (G.Conley). | P3 |
| 1-10-TEN 23 | (:57) D.Henry right guard to TEN 25 for 2 yards (C.Watkins). | |
| 2-8-TEN 25 | (:19) R.Tannehill pass incomplete deep right to C.Davis [B.Mingo]. | |
| 3-8-TEN 25 | (:13) (Shotgun) R.Tannehill pass short right to T.Sharpe pushed ob at TEN 38 for 13 yards (L.Johnson). | P4 |

END OF QUARTER

| | Score | Time Poss | First Downs | | | | Efficiencies | |
|------------------|-------|-----------|-------------|---|---|---|--------------|--------|
| | | | R | P | X | T | 3 Down | 4 Down |
| Tennessee Titans | 7 | 4:38 | 1 | 3 | 0 | 4 | 3/3 | 0/0 |
| Houston Texans | 7 | 10:22 | 3 | 4 | 0 | 7 | 2/4 | 1/1 |

Play By Play

Second Quarter

12/29/2019

Tennessee Titans continued.

| | | |
|--------------------|--|----|
| <u>1-10-TEN 38</u> | (15:00) R.Tannehill pass short right to K.Blasingame to TEN 45 for 7 yards (G.Conley; B.Scarlett). | |
| 2-3-TEN 45 | (14:22) D.Henry up the middle to 50 for 5 yards (Z.Cunningham; T.Adams). | R5 |
| <u>1-10-50</u> | (13:38) (Shotgun) M.Mariota pass short middle to A.Brown to HST 26 for 24 yards (G.Conley). | P6 |
| <u>1-10-HST 26</u> | (12:59) (Shotgun) D.Kelly reported in as eligible. D.Henry up the middle to HST 20 for 6 yards (T.Adams; T.Gipson). | |
| 2-4-HST 20 | (12:19) D.Henry left end pushed ob at HST 14 for 6 yards (B.Scarlett). | R7 |
| <u>1-10-HST 14</u> | (11:44) D.Henry right end to HST 6 for 8 yards (E.Vanderdoes). | |
| 2-2-HST 6 | (11:23) D.Henry left tackle to HST 6 for no gain (T.Adams; Z.Cunningham). | |
| 3-2-HST 6 | (10:41) (Shotgun) R.Tannehill pass short right to C.Davis for 6 yards, TOUCHDOWN. The Replay Official reviewed the runner was inbounds ruling, and the play was REVERSED. (Shotgun) R.Tannehill pass short right to C.Davis pushed ob at HST 1 for 5 yards (V.Hargreaves). | P8 |
| <u>1-1-HST 1</u> | (10:27) (Shotgun) D.Henry up the middle to HST 1 for no gain (A.Blackson; B.Dunn). | |
| 2-1-HST 1 | (9:49) D.Kelly reported in as eligible. R.Tannehill pass short middle to M.Pruitt for 1 yard, TOUCHDOWN. G.Joseph extra point is GOOD, Center-B.Brinkley, Holder-B.Kern. | P9 |

TEN 14 HST 7, 16 plays, 90 yards, 8:04 drive, 5:18 elapsed

G.Joseph kicks 65 yards from TEN 35 to end zone, Touchback.

Houston Texans at 9:42

| | | |
|-------------|---|--|
| 1-10-HST 25 | (9:42) A.McCarron pass incomplete deep right to D.Carter. | |
| 2-10-HST 25 | (9:36) (Shotgun) A.McCarron pass short left to J.Thomas to HST 33 for 8 yards (K.Vaccaro). | |
| 3-2-HST 33 | (8:54) (Shotgun) A.McCarron pass incomplete deep left to S.Mitchell. | |
| 4-2-HST 33 | (8:48) B.Anger punts 58 yards to TEN 9, Center-J.Weeks. R.Davis to TEN 19 for 10 yards (A.Moore; T.Jones). Punt Hangtime: 4.72s | |

Tennessee Titans at 8:36

| | | |
|--------------------|--|-----|
| 1-10-TEN 19 | (8:36) R.Tannehill pass short right to C.Davis to TEN 30 for 11 yards (G.Conley). | P10 |
| <u>1-10-TEN 30</u> | (8:00) D.Henry right tackle to TEN 43 for 13 yards (P.Kalambayi). | R11 |
| <u>1-10-TEN 43</u> | (7:36) D.Henry right tackle to TEN 43 for no gain (C.Watkins; E.Vanderdoes). | |
| 2-10-TEN 43 | (6:55) (Shotgun) PENALTY on HST-B.Mingo, Neutral Zone Infraction, 5 yards, enforced at TEN 43 - No Play. | |
| 2-5-TEN 48 | (6:36) D.Henry left tackle to HST 49 for 3 yards (C.Watkins). | |
| 3-2-HST 49 | (5:54) (Shotgun) R.Tannehill pass incomplete short middle to A.Brown (G.Conley). | |
| 4-2-HST 49 | (5:48) B.Kern punts 36 yards to HST 13, Center-B.Brinkley, fair catch by D.Carter. Punt Hangtime: 4.22s | |

Houston Texans at 5:41

| | | |
|--------------------|---|----|
| 1-10-HST 13 | (5:41) G.Howell right guard to HST 14 for 1 yard (J.Simmons; J.Casey). | |
| 2-9-HST 14 | (5:04) (Shotgun) A.McCarron pass short right to D.Carter to HST 34 for 20 yards (T.Smith). | P8 |
| <u>1-10-HST 34</u> | (4:21) (Shotgun) D.Johnson up the middle to HST 38 for 4 yards (R.Evans). | |
| 2-6-HST 38 | (3:39) A.McCarron sacked at HST 30 for -8 yards (K.Correa). | |
| 3-14-HST 30 | (2:54) (Shotgun) A.McCarron pass short right to D.Johnson to HST 37 for 7 yards (K.Vaccaro; T.Brock). | |
| 4-7-HST 37 | (2:05) B.Anger punts 46 yards to TEN 17, Center-J.Weeks, fair catch by R.Davis. Punt Hangtime: 5.03s | |

Two-Minute Warning

Tennessee Titans at 1:58

| | | |
|--------------------|--|-----|
| 1-10-TEN 17 | (1:58) (Shotgun) R.Tannehill pass short left to C.Davis to TEN 33 for 16 yards (J.Addae). | P12 |
| <u>1-10-TEN 33</u> | (1:35) (Shotgun) D.Henry up the middle to TEN 41 for 8 yards (J.Addae; T.Adams). PENALTY on HST-B.Scarlett, Defensive Offside, 5 yards, enforced at TEN 33 - No Play. | |
| 1-5-TEN 38 | (1:29) (Shotgun) R.Tannehill scrambles up the middle to TEN 42 for 4 yards (V.Hargreaves). PENALTY on TEN-D.Henry, Offensive Holding, 10 yards, enforced at TEN 38 - No Play. | |
| 1-15-TEN 28 | (1:21) (Shotgun) R.Tannehill pass short right to A.Firkser pushed ob at TEN 33 for 5 yards (G.Conley). | |
| 2-10-TEN 33 | (1:14) (Shotgun) R.Tannehill pass incomplete deep right to A.Brown. | |
| 3-10-TEN 33 | (1:09) (Shotgun) R.Tannehill pass deep left to R.Davis to TEN 49 for 16 yards (T.Adams). | P13 |
| | Timeout #1 by TEN at 01:03. | |
| <u>1-10-TEN 49</u> | (1:03) (Shotgun) R.Tannehill pass incomplete short left to A.Brown. | |
| 2-10-TEN 49 | (:58) (Shotgun) R.Tannehill pass incomplete deep middle to A.Firkser [B.Mingo]. | |
| 3-10-TEN 49 | (:53) (Shotgun) R.Tannehill pass incomplete deep right to T.Sharpe (G.Conley). | |
| 4-10-TEN 49 | (:47) B.Kern punts 42 yards to HST 9, Center-B.Brinkley, fair catch by D.Carter. Punt Hangtime: 4.07s | |

Tennessee Titans vs Houston Texans at NRG Stadium

Houston Texans at 0:41

| | | |
|--------------------|---|-----|
| 1-10-HST 9 | (:41) (Shotgun) A.McCarron pass short right to K.Coutee pushed ob at HST 16 for 7 yards (T.Brock). | |
| 2-3-HST 16 | (:34) (Shotgun) A.McCarron pass short middle to D.Johnson to HST 29 for 13 yards (L.Ryan) [H.Landry]. | P9 |
| | Timeout #1 by HST at 00:25. | |
| <u>1-10-HST 29</u> | (:25) (Shotgun) A.McCarron scrambles up the middle to HST 42 for 13 yards (J.Brown). | R10 |
| | Timeout #2 by HST at 00:19. | |
| <u>1-10-HST 42</u> | (:19) (Shotgun) A.McCarron sacked at HST 33 for -9 yards (J.Casey). | |

END OF QUARTER

| | Score | Time Poss | First Downs | | | | Efficiencies | |
|------------------|-------|--------------|-------------|---|---|---|--------------|--------|
| | | | R | P | X | T | 3 Down | 4 Down |
| Tennessee Titans | 14 | 9:30 | 3 | 6 | 0 | 9 | 2/4 | 0/0 |
| Houston Texans | 7 | 5:30 | 1 | 2 | 0 | 3 | 0/2 | 0/0 |

TEN elects to Receive, and HST elects to defend the South goal.

K.Fairbairn kicks 66 yards from HST 35 to TEN -1. D.Jennings to TEN 22 for 23 yards (L.Johnson).

Tennessee Titans at 15:00, (1st play from scrimmage 14:55)

| | | |
|--------------------|--|-----|
| 1-10-TEN 22 | (14:55) D.Henry left tackle to TEN 37 for 15 yards (J.Addae). | R14 |
| <u>1-10-TEN 37</u> | (14:20) D.Henry right tackle to TEN 42 for 5 yards (B.Scarlett). | |
| 2-5-TEN 42 | (13:42) R.Tannehill scrambles left end pushed ob at TEN 45 for 3 yards (B.Scarlett). | |
| | PENALTY on HST-B.Scarlett, Horse Collar Tackle, 15 yards, enforced at TEN 45. | X15 |
| <u>1-10-HST 40</u> | (13:20) D.Henry right end to HST 37 for 3 yards (K.Crossen). | |
| 2-7-HST 37 | (12:44) D.Henry left guard to HST 29 for 8 yards (C.Omenihu; E.Vanderdoes). | R16 |
| <u>1-10-HST 29</u> | (12:08) J.Smith left end pushed ob at HST 22 for 7 yards (T.Adams). | |
| 2-3-HST 22 | (11:52) D.Henry left tackle to HST 17 for 5 yards (J.Addae; P.Kalambayi). | R17 |
| <u>1-10-HST 17</u> | (11:08) D.Lewis right end to HST 10 for 7 yards (J.Addae; P.Kalambayi). | |
| 2-3-HST 10 | (10:30) D.Henry up the middle to HST 3 for 7 yards (L.Johnson; T.Adams). | R18 |
| <u>1-3-HST 3</u> | (10:11) D.Henry right end for 3 yards, TOUCHDOWN. TEN-R.Saffold was injured during the play. | R19 |
| | G.Joseph extra point is GOOD, Center-B.Brinkley, Holder-B.Kern. | |

TEN 21 HST 7, 10 plays, 78 yards, 1 penalty, 4:54 drive, 4:54 elapsed

G.Joseph kicks 65 yards from TEN 35 to end zone, Touchback.

Houston Texans at 10:06

| | | |
|--------------------|---|-----|
| 1-10-HST 25 | (10:06) T.Jones right tackle to HST 34 for 9 yards (K.Byard). | |
| 2-1-HST 34 | (9:35) T.Jones right end to HST 36 for 2 yards (R.Evans). | R11 |
| <u>1-10-HST 36</u> | (8:54) (Shotgun) A.McCarron pass short right to T.Jones to HST 45 for 9 yards (K.Vaccaro). | |
| 2-1-HST 45 | (8:14) (Shotgun) T.Jones up the middle to 50 for 5 yards (J.Brown; R.Evans). | R12 |
| <u>1-10-50</u> | (7:34) (Shotgun) A.McCarron pass incomplete short right. | |
| 2-10-50 | (7:29) A.McCarron pass incomplete short right. | |
| 3-10-50 | (7:24) (Shotgun) A.McCarron pass short left to D.Johnson to TEN 42 for 8 yards (D.Roberson). | |
| 4-2-TEN 42 | (6:35) (Shotgun) A.McCarron pass short left to D.Johnson pushed ob at TEN 39 for 3 yards (R.Evans). | P13 |
| <u>1-10-TEN 39</u> | (6:02) A.McCarron pass short right to D.Carter to TEN 34 for 5 yards (K.Byard). | |
| 2-5-TEN 34 | (5:19) T.Jones right end to TEN 34 for no gain (H.Landry; K.Vaccaro). | |
| 3-5-TEN 34 | (4:35) (Shotgun) PENALTY on HST-C.Clark, False Start, 5 yards, enforced at TEN 34 - No Play. | |
| 3-10-TEN 39 | (4:11) (Shotgun) A.McCarron pass short left to S.Mitchell to TEN 23 for 16 yards (T.Smith). | P14 |
| <u>1-10-TEN 23</u> | (3:24) (Shotgun) T.Jones right guard to TEN 18 for 5 yards (K.Vaccaro). | |
| 2-5-TEN 18 | (2:36) (Shotgun) A.McCarron pass short left to D.Carter ran ob at TEN 12 for 6 yards. | P15 |
| <u>1-10-TEN 12</u> | (2:05) T.Jones left end to TEN 1 for 11 yards (K.Byard, J.Simmons). | R16 |
| <u>1-1-TEN 1</u> | (1:20) A.McCarron pass incomplete short left to S.Mitchell (W.Woodyard). | |
| 2-1-TEN 1 | (1:16) (Shotgun) A.McCarron scrambles left end for 1 yard, TOUCHDOWN. | R17 |
| | K.Fairbairn extra point is GOOD, Center-J.Weeks, Holder-B.Anger. | |

TEN 21 HST 14, 16 plays, 75 yards, 8:57 drive, 13:51 elapsed

K.Fairbairn kicks 65 yards from HST 35 to end zone, Touchback.

Tennessee Titans at 1:09

| | | |
|--------------------|--|-----|
| 1-10-TEN 25 | (1:09) R.Tannehill pass short right to M.Pruitt to TEN 37 for 12 yards (J.Addae). | P20 |
| <u>1-10-TEN 37</u> | (:31) (Shotgun) D.Henry up the middle to TEN 45 for 8 yards (B.Scarlett; J.Addae). | |

END OF QUARTER

| | Score | Time Poss | First Downs | | | | Efficiencies | |
|------------------|-------|--------------|-------------|---|---|---|--------------|--------|
| | | | R | P | X | T | 3 Down | 4 Down |
| Tennessee Titans | 21 | 6:03 | 5 | 1 | 1 | 7 | 0/0 | 0/0 |
| Houston Texans | 14 | 8:57 | 4 | 3 | 0 | 7 | 1/2 | 1/1 |

Fourth Quarter

12/29/2019

Play By Play

Tennessee Titans continued.

| | | |
|---|---|-----|
| 2-2-TEN 45 | (15:00) D.Henry left guard to HST 48 for 7 yards (B.Mingo; J.Addae). | R21 |
| <u>1-10-HST 48</u> | (14:19) R.Tannehill pass deep left to A.Brown pushed ob at HST 1 for 47 yards (T.Gipson). | P22 |
| <u>1-1-HST 1</u> | (14:08) D.Henry left end for 1 yard, TOUCHDOWN. | R23 |
| G.Joseph extra point is GOOD, Center-B.Brinkley, Holder-B.Kern. | | |

| |
|--|
| TEN 28 HST 14, 5 plays, 75 yards, 2:07 drive, 0:58 elapsed |
|--|

G.Joseph kicks 65 yards from TEN 35 to end zone, Touchback.

Houston Texans at 14:02

| | |
|-------------|--|
| 1-10-HST 25 | (14:02) A.McCarron pass incomplete short right to J.Thomas. |
| 2-10-HST 25 | (13:57) (Shotgun) T.Jones left guard to HST 26 for 1 yard (D.Jones). |
| 3-9-HST 26 | (13:15) (Shotgun) A.McCarron scrambles right end pushed ob at HST 30 for 4 yards (L.Ryan). |
| 4-5-HST 30 | (12:29) B.Anger punts 48 yards to TEN 22, Center-J.Weeks. R.Davis to TEN 21 for -1 yards (K.Crossen). Punt Hangtime: 4.19s |

Tennessee Titans at 12:20

| | |
|-------------|---|
| 1-10-TEN 21 | (12:20) D.Henry left guard to TEN 24 for 3 yards (T.Adams). |
| 2-7-TEN 24 | (11:41) D.Henry left tackle to TEN 29 for 5 yards (P.Kalambayi; C.Omenihu). |
| 3-2-TEN 29 | (10:58) (Shotgun) PENALTY on TEN-D.Henry, False Start, 5 yards, enforced at TEN 29 - No Play. |
| 3-7-TEN 24 | (10:34) (Shotgun) R.Tannehill pass incomplete short left to A.Brown. HST-J.Addae was injured during the play. |
| 4-7-TEN 24 | (10:29) B.Kern punts 58 yards to HST 18, Center-B.Brinkley. D.Carter to HST 30 for 12 yards (D.Bates; L.Sims). Punt Hangtime: 4.40s |

Houston Texans at 10:17

| | |
|-------------|--|
| 1-10-HST 30 | (10:17) T.Jones right end to HST 35 for 5 yards (J.Brown). |
| 2-5-HST 35 | (9:33) T.Jones up the middle to HST 37 for 2 yards (A.Johnson). |
| 3-3-HST 37 | (8:59) (Shotgun) PENALTY on HST, Offensive Too Many Men on Field, 5 yards, enforced at HST 37 - No Play. |
| 3-8-HST 32 | (8:39) (Shotgun) A.McCarron sacked at HST 24 for -8 yards (L.Ryan). |
| 4-16-HST 24 | (7:56) B.Anger punts 50 yards to TEN 26, Center-J.Weeks, fair catch by R.Davis. Punt Hangtime: 4.97s |

Tennessee Titans at 7:49

| | |
|-------------|---|
| 1-10-TEN 26 | (7:49) (Shotgun) D.Kelly reported in as eligible. D.Henry up the middle to TEN 29 for 3 yards (E.Vanderdoes; B.Scarlett). |
| 2-7-TEN 29 | (7:16) D.Henry up the middle to TEN 30 for 1 yard (P.Kalambayi). |
| 3-6-TEN 30 | (6:37) (Shotgun) D.Henry up the middle to TEN 35 for 5 yards (M.Adams). |
| 4-1-TEN 35 | (5:44) (Punt formation) PENALTY on TEN-W.Woodyard, False Start, 5 yards, enforced at TEN 35 - No Play. |
| 4-6-TEN 30 | (5:18) (Punt formation) PENALTY on TEN, Delay of Game, 5 yards, enforced at TEN 30 - No Play. |
| 4-11-TEN 25 | (5:02) (Punt formation) PENALTY on TEN, Unsportsmanlike Conduct, 12 yards, enforced at TEN 25 - No Play. |
| 4-23-TEN 13 | (4:59) B.Kern punts 53 yards to HST 34, Center-B.Brinkley. D.Carter to HST 47 for 13 yards (A.Hooker). Punt Hangtime: 4.35s |

Houston Texans at 4:46

| | | |
|--------------------|---|-----|
| 1-10-HST 47 | (4:46) (Shotgun) A.McCarron pass short right to J.Akins to TEN 33 for 20 yards (T.Brock, D.Roberson). | P18 |
| <u>1-10-TEN 33</u> | (4:05) (Shotgun) A.McCarron pass short right to J.Akins to TEN 30 for 3 yards (K.Byard). | |
| 2-7-TEN 30 | (3:42) (Shotgun) A.McCarron pass incomplete short right [J.Casey]. | |
| 3-7-TEN 30 | (3:36) (Shotgun) A.McCarron pass incomplete short right to K.Coutee. | |
| 4-7-TEN 30 | (3:30) (Shotgun) A.McCarron pass short right intended for J.Akins INTERCEPTED by K.Byard at TEN 15. K.Byard pushed ob at TEN 15 for no gain (G.Howell). | |

Tennessee Titans at 3:26

| | | |
|---|--|-----|
| 1-10-TEN 15 | (3:26) D.Henry right end to TEN 20 for 5 yards (C.Watkins). | |
| Timeout #1 by HST at 03:18. | | |
| 2-5-TEN 20 | (3:18) D.Henry left end pushed ob at TEN 43 for 23 yards (A.Moore). | R24 |
| <u>1-10-TEN 43</u> | (3:11) D.Henry left tackle to TEN 47 for 4 yards (T.Adams; C.Watkins). | |
| Timeout #2 by HST at 03:04. | | |
| 2-6-TEN 47 | (3:04) D.Henry left guard for 53 yards, TOUCHDOWN. | R25 |
| G.Joseph extra point is GOOD, Center-B.Brinkley, Holder-B.Kern. | | |

| |
|---|
| TEN 35 HST 14, 4 plays, 85 yards, 0:32 drive, 12:06 elapsed |
|---|

G.Joseph kicks 65 yards from TEN 35 to end zone, Touchback.

Houston Texans at 2:54

| | |
|-------------|--|
| 1-10-HST 25 | (2:54) (Shotgun) A.McCarron pass short middle to J.Akins to HST 34 for 9 yards (W.Woodyard). |
|-------------|--|

Tennessee Titans vs Houston Texans at NRG Stadium

| | | |
|--------------------|---|-----|
| 2-1-HST 34 | (2:31) (Shotgun) A.McCarron scrambles left end to TEN 48 for 18 yards (J.Kalu). | R19 |
| <u>1-10-TEN 48</u> | (2:04) (Shotgun) A.McCarron pass short left to J.Akins to TEN 34 for 14 yards (J.Kalu). | P20 |
| Two-Minute Warning | | |
| <u>1-10-TEN 34</u> | (1:58) (Shotgun) A.McCarron scrambles right end ran ob at TEN 31 for 3 yards (D.Long). | |
| 2-7-TEN 31 | (1:50) (Shotgun) A.McCarron pass incomplete short middle to J.Akins (D.Long). | |
| 3-7-TEN 31 | (1:44) (Shotgun) A.McCarron pass incomplete deep left to S.Mitchell (J.Kalu). | |
| 4-7-TEN 31 | (1:40) (Shotgun) A.McCarron pass incomplete short right to K.Coutee. | |

Tennessee Titans at 1:34

| | |
|-------------|---|
| 1-10-TEN 31 | (1:34) R.Tannehill kneels to TEN 30 for -1 yards. |
| 2-11-TEN 30 | (:54) R.Tannehill kneels to TEN 30 for no gain. |
| 3-11-TEN 30 | (:33) R.Tannehill kneels to TEN 29 for -1 yards. |

END OF QUARTER

| | Score | Time Poss | First Downs | | | | Efficiencies | |
|------------------|-------|--------------|-------------|---|---|---|--------------|--------|
| | | | R | P | X | T | 3 Down | 4 Down |
| Tennessee Titans | 35 | 8:10 | 4 | 1 | 0 | 5 | 0/3 | 0/0 |
| Houston Texans | 14 | 6:50 | 1 | 2 | 0 | 3 | 0/4 | 0/2 |

Miscellaneous Statistics Report

Tennessee Titans vs Houston Texans
12/29/2019 at NRG Stadium

Ten Longest Plays for Tennessee Titans

| Yards | Qtr | Play Start | Play Description |
|-------|-----|-------------|---|
| 53 | 4 | 2-6-TEN 47 | (3:04) D.Henry left guard for 53 yards, TOUCHDOWN. |
| 51 | 1 | 3-5-TEN 49 | (5:45) (Shotgun) R.Tannehill pass short right to A.Brown for 51 yards, TOUCHDOWN. |
| 47 | 4 | 1-10-HST 48 | (14:19) R.Tannehill pass deep left to A.Brown pushed ob at HST 1 for 47 yards (T.Gipson). |
| 24 | 2 | 1-10-50 | (13:38) (Shotgun) M.Mariota pass short middle to A.Brown to HST 26 for 24 yards (G.Conley). |
| 23 | 4 | 2-5-TEN 20 | (3:18) D.Henry left end pushed ob at TEN 43 for 23 yards (A.Moore). |
| 19 | 1 | 1-10-TEN 25 | (7:20) R.Tannehill scrambles left end ran ob at TEN 44 for 19 yards (J.Reid). |
| 18 | 3 | 2-5-TEN 42 | (13:42) R.Tannehill scrambles left end pushed ob at TEN 45 for 3 yards (B.Scarlett). PENALTY on HST-B.Scarlett, Horse Collar Tackle, 15 yards, enforced at TEN 45. |
| 16 | 2 | 1-10-TEN 17 | (1:58) (Shotgun) R.Tannehill pass short left to C.Davis to TEN 33 for 16 yards (J.Addae). |
| 16 | 2 | 3-10-TEN 33 | (1:09) (Shotgun) R.Tannehill pass deep left to R.Davis to TEN 49 for 16 yards (T.Adams). |
| 15 | 3 | 1-10-TEN 22 | (14:55) D.Henry left tackle to TEN 37 for 15 yards (J.Addae). |

Ten Longest Plays for Houston Texans

| Yards | Qtr | Play Start | Play Description |
|-------|-----|-------------|---|
| 21 | 1 | 3-10-HST 46 | (11:31) (Shotgun) A.McCarron pass deep right to S.Mitchell ran ob at TEN 33 for 21 yards. |
| 21 | 1 | 1-10-HST 25 | (5:33) A.McCarron pass deep right to D.Carter to HST 46 for 21 yards (K.Byard). |
| 20 | 2 | 2-9-HST 14 | (5:04) (Shotgun) A.McCarron pass short right to D.Carter to HST 34 for 20 yards (T.Smith). |
| 20 | 4 | 1-10-HST 47 | (4:46) (Shotgun) A.McCarron pass short right to J.Akins to TEN 33 for 20 yards (T.Brock, D.Roberson). |
| 18 | 4 | 2-1-HST 34 | (2:31) (Shotgun) A.McCarron scrambles left end to TEN 48 for 18 yards (J.Kalu). |
| 16 | 3 | 3-10-TEN 39 | (4:11) (Shotgun) A.McCarron pass short left to S.Mitchell to TEN 23 for 16 yards (T.Smith). |
| 14 | 1 | 3-2-TEN 25 | (10:13) (Shotgun) A.McCarron pass short left to D.Johnson to TEN 11 for 14 yards (T.Smith; K.Byard). |
| 14 | 4 | 1-10-TEN 48 | (2:04) (Shotgun) A.McCarron pass short left to J.Akins to TEN 34 for 14 yards (J.Kalu). |
| 13 | 2 | 2-3-HST 16 | (:34) (Shotgun) A.McCarron pass short middle to D.Johnson to HST 29 for 13 yards (L.Ryan) [H.Landry]. |
| 13 | 2 | 1-10-HST 29 | (:25) (Shotgun) A.McCarron scrambles up the middle to HST 42 for 13 yards (J.Brown). |

Touchdown Scoring Information

| | | Offense | Defense | Special Teams |
|---------|------------------|---------|---------|---------------|
| VISITOR | Tennessee Titans | 5 | 0 | 0 |
| HOME | Houston Texans | 2 | 0 | 0 |

Player Scoring Information

| Club | Player | TD | Rush TD | Rec TD | KO TD | Punt TD | Int TD | Fum TD | Misc TD | FG | XP | 2Pt Rush | 2Pt Rec | Sfty | Points |
|------|-------------|----|---------|--------|-------|---------|--------|--------|---------|----|----|----------|---------|------|--------|
| TEN | D.Henry | 0 | 3 | 0 | 0 | 0 | 0 | 0 | 0 | 0 | 0 | 0 | 0 | 0 | 18 |
| TEN | M.Pruitt | 0 | 0 | 1 | 0 | 0 | 0 | 0 | 0 | 0 | 0 | 0 | 0 | 0 | 6 |
| TEN | A.Brown | 0 | 0 | 1 | 0 | 0 | 0 | 0 | 0 | 0 | 0 | 0 | 0 | 0 | 6 |
| TEN | G.Joseph | 0 | 0 | 0 | 0 | 0 | 0 | 0 | 0 | 0 | 5 | 0 | 0 | 0 | 5 |
| HST | D.Johnson | 0 | 1 | 0 | 0 | 0 | 0 | 0 | 0 | 0 | 0 | 0 | 0 | 0 | 6 |
| HST | A.McCarron | 0 | 1 | 0 | 0 | 0 | 0 | 0 | 0 | 0 | 0 | 0 | 0 | 0 | 6 |
| HST | K.Fairbairn | 0 | 0 | 0 | 0 | 0 | 0 | 0 | 0 | 0 | 2 | 0 | 0 | 0 | 2 |

Possession Detail

| | First Half | | Second Half | | Game | |
|-----------------------------|------------|------|-------------|-------|---------|-------|
| | Visitor | Home | Visitor | Home | Visitor | Home |
| Largest Lead | 7 | 7 | 21 | 0 | 21 | 7 |
| Drives Leading | 2 | 0 | 6 | 0 | 8 | 0 |
| Time of Possession Leading | 4:12 | 0:00 | 14:13 | 0:00 | 18:25 | 0:00 |
| Largest Deficit | -7 | -7 | 0 | -21 | -7 | -21 |
| Drives Trailing | 1 | 3 | 0 | 5 | 1 | 8 |
| Time of Possession Trailing | 1:52 | 5:30 | 0:00 | 15:47 | 1:52 | 21:17 |
| Times Score Tied Up | | 1 | | 0 | | 1 |
| Lead Changes | | 2 | | 0 | | 2 |

Playtime Percentage

Percent of playtime per player on offense, defense and special teams

| | | Tennessee Titans | | | | | | Houston Texans | | | | | | | |
|--------------|----|------------------|------|---------|-----|---------------|-----|----------------|---------|----|---------|----|---------------|-----|-----|
| | | Offense | | Defense | | Special Teams | | | Offense | | Defense | | Special Teams | | |
| N Davis | G | 62 | 100% | | | 5 | 19% | D Carter | WR | 65 | 100% | | 11 | 42% | |
| J Conklin | T | 62 | 100% | | | 5 | 19% | Z Fulton | G | 65 | 100% | | 2 | 8% | |
| B Jones | C | 62 | 100% | | | 1 | 4% | C Clark | T | 65 | 100% | | 2 | 8% | |
| R Tannehill | QB | 61 | 98% | | | | | R Johnson | T | 65 | 100% | | 2 | 8% | |
| T Lewan | T | 59 | 95% | | | 5 | 19% | M Scharping | G | 65 | 100% | | 2 | 8% | |
| R Saffold | G | 59 | 95% | | | 4 | 15% | S Mitchell | WR | 65 | 100% | | | | |
| J Smith | TE | 50 | 81% | | | 3 | 12% | A McCarron | QB | 65 | 100% | | | | |
| A Brown | WR | 49 | 79% | | | | | J Akins | TE | 53 | 82% | | 8 | 31% | |
| D Henry | RB | 47 | 76% | | | | | G Mancz | C | 46 | 71% | | 2 | 8% | |
| C Davis | WR | 42 | 68% | | | | | K Coutee | WR | 39 | 60% | | | | |
| M Pruitt | TE | 32 | 52% | | | 12 | 46% | J Thomas | TE | 38 | 58% | | | | |
| T Sharpe | WR | 27 | 44% | | | | | B Howell | RB | 25 | 38% | | 19 | 73% | |
| A Firkser | TE | 18 | 29% | | | 3 | 12% | D Johnson | RB | 21 | 32% | | | | |
| D Jennings | WR | 16 | 26% | | | 13 | 50% | N Martin | C | 19 | 29% | | 2 | 8% | |
| K Blasingame | FB | 13 | 21% | | | 13 | 50% | T Jones | RB | 14 | 22% | | 9 | 35% | |
| D Lewis | RB | 11 | 18% | | | | | C Hyde | RB | 5 | 8% | | | | |
| D Kelly | T | 6 | 10% | | | 5 | 19% | T Adams | LB | | | 59 | 95% | 11 | 42% |
| J Douglas | G | 3 | 5% | | | 5 | 19% | B Scarlett | LB | | | 56 | 90% | 16 | 62% |
| M Mariota | QB | 2 | 3% | | | | | L Johnson | CB | | | 54 | 87% | 9 | 35% |
| R Davis | WR | 1 | 2% | | | 5 | 19% | C Omenihu | DE | | | 49 | 79% | 5 | 19% |
| K Byard | FS | | | 58 | 89% | 5 | 19% | C Watkins | DE | | | 48 | 77% | 7 | 27% |
| K Vaccaro | SS | | | 58 | 89% | | | T Gipson | FS | | | 48 | 77% | | |
| L Ryan | CB | | | 58 | 89% | | | P Kalambayi | LB | | | 45 | 73% | 19 | 73% |
| T Smith | CB | | | 56 | 86% | 13 | 50% | E Vanderdoes | DT | | | 37 | 60% | 5 | 19% |
| J Brown | LB | | | 55 | 85% | | | J Reid | SS | | | 33 | 53% | 1 | 4% |
| R Evans | LB | | | 55 | 85% | | | G Conley | CB | | | 33 | 53% | | |
| T Brock | CB | | | 53 | 82% | | | J Addae | FS | | | 31 | 50% | 11 | 42% |
| H Landry | LB | | | 50 | 77% | 1 | 4% | B Mingo | LB | | | 30 | 48% | 24 | 92% |
| J Casey | DT | | | 42 | 65% | | | K Crossen | CB | | | 28 | 45% | 18 | 69% |
| K Correa | LB | | | 39 | 60% | 11 | 42% | V Hargreaves | CB | | | 25 | 40% | | |
| D Jones | NT | | | 31 | 48% | 3 | 12% | B Dunn | NT | | | 24 | 39% | 7 | 27% |
| J Simmons | DT | | | 28 | 43% | 3 | 12% | Z Cunningham | LB | | | 20 | 32% | 10 | 38% |
| A Johnson | NT | | | 26 | 40% | 8 | 31% | A Blackson | DE | | | 20 | 32% | 5 | 19% |
| A Hooker | FS | | | 23 | 35% | 21 | 81% | M Adams | FS | | | 13 | 21% | 12 | 46% |
| D Roberson | LB | | | 16 | 25% | 8 | 31% | A Moore | FS | | | 11 | 18% | 24 | 92% |
| R Gilbert | DE | | | 15 | 23% | | | J Joseph | CB | | | 7 | 11% | | |
| J Ivie | DT | | | 11 | 17% | 3 | 12% | W Mercilus | LB | | | 7 | 11% | | |
| D Long | LB | | | 10 | 15% | 14 | 54% | C Armstrong | CB | | | 4 | 6% | 5 | 19% |
| D Cruikshank | SS | | | 7 | 11% | 21 | 81% | C Gillaspia | RB | | | | | 17 | 65% |
| J Kalu | CB | | | 7 | 11% | 20 | 77% | J Weeks | LS | | | | | 7 | 27% |
| L Sims | CB | | | 7 | 11% | 16 | 62% | B Anger | P | | | | | 7 | 27% |
| D Bates | LB | | | 5 | 8% | 21 | 81% | K Fairbairn | K | | | | | 5 | 19% |
| W Woodyard | LB | | | 5 | 8% | 8 | 31% | D Fells | TE | | | | | 2 | 8% |
| G Joseph | K | | | | | 11 | 42% | | | | | | | | |
| B Kern | P | | | | | 10 | 38% | | | | | | | | |
| B Brinkley | LS | | | | | 10 | 38% | | | | | | | | |

TITANS BEAT PATRIOTS **20-13, ADVANCE TO FACE** **RAVENS IN PLAYOFFS**

BY JIM WYATT
TITANS ONLINE
JANUARY 5, 2020

FOXBOROUGH, Mass. – On his birthday, Titans running back Derrick Henry took the cake.

And the Titans blew out the candles on New England's season.

The Titans pulled out a mammoth win over the Patriots on Saturday night, winning 20-13 on a night when Henry led the way.

Henry, who turned 26 on Saturday, ran for 182 yards on 34 carries.

Cornerback Logan Ryan intercepted Patriots quarterback Tom Brady and returned it for a touchdown with nine seconds for Tennessee.

The Titans will travel to face the Ravens next Saturday night at 7:15 CT in Baltimore.

It's already been a memorable season for the Titans, who finished with their fourth consecutive winning season (9-7), marking their first time to do so in the "Titans era."

With a 2-4 mark after Week 6, the Titans made a quarterback change, as Ryan Tannehill stepped in for Marcus Mariota. The Titans ended up going 7-3 in their final 10 games to reach the postseason, clinching a playoff spot for the second time in three seasons with a win at Houston last weekend.

Tannehill led the NFL with a 117.5 passer rating during a season when running back Derrick Henry captured the NFL's rushing title with 1,540 yards, racking up 16 rushing touchdowns and six 100-yard games along the way, including a 211-yard performance last Sunday in Houston.

On Saturday night, the Titans came to town and knocked off the defending Super Bowl champions.

With fog swirling above Gillette Stadium, it was tight from the get-go.

The Titans took an early 7-3 lead on a 12-yard touchdown pass from quarterback Ryan Tannehill to tight end Anthony Firkser, which capped a 12-play, 75-yard drive. Running back Derrick Henry ran for 49 yards on seven carries on the team's opening drive, providing a sign of things to come in the process.

The Patriots, who took an early 3-0 lead on a 36-yard field goal by kicker Nick Folk, regained the lead 10-7 on a five-yard rushing touchdown by receiver Julian Edelman.

The Titans were in danger of going into a double-digit deficit before halftime, but the defense got a big stop, holding the Patriots to another field goal after they had a first and goal at the Tennessee 1. Titans linebacker Rashaan Evans made a pair of stops near the goal-line, including one on a Sony Michel run on third down, and the Patriots led 13-7 with 2:16 left in the first half after another Folk field goal.

The Titans then reclaimed the lead at 14-13 with 35 seconds left in the first half on a one-yard touchdown run by Henry, which capped a seven-play, 75-yard drive.

The Titans led 14-13 at halftime, and Henry had 106 yards on 14 carries.

###

AFC Wild Card Playoff Game

National Football League Game Summary

NFL Copyright © 2019 by The National Football League. All rights reserved. This summary and play-by-play is for the express purpose of assisting media in their coverage of the game; any other use of this material is prohibited without the written permission of the National Football League. Updated: 1/5/2020

Date: Saturday, 1/4/2020 Tennessee Titans at New England Patriots Start Time: 8:25 PM EST
at Gillette Stadium, Foxborough, MA

Game Day Weather

Game Weather: Foggy Temp: 44° F (6.7° C) Humidity: 88%, Wind: North 4 mph
Played Outdoor on Turf: Field Turf Wind Chill: 42

Officials

Referee: Hussey, John (35) Umpire: Ellison, Roy (81) Down Judge: Stephan, Tom (68)
Line Judge: Baynes, Rusty (59) Field Judge: Hill, Tom (97) Side Judge: Edwards, Scott (3)
Back Judge: Martinez, Rich (39) Replay Official: Smith, Billy (0)

Lineups

| Tennessee Titans | | | | New England Patriots | | | |
|------------------|--------------|---------|-----------|----------------------|--------------|---------|-------------|
| Offense | | Defense | | Offense | | Defense | |
| WR 84 | C.Davis | CB 35 | T.Brock | WR 13 | P.Dorsett II | DT 93 | L.Guy |
| TE 81 | J.Smith | NT 90 | D.Jones | LT 76 | I.Wynn | DT 71 | D.Shelton |
| LT 77 | T.Lewan | DT 99 | J.Casey | LG 62 | J.Thuney | RE 55 | J.Simon |
| LG 76 | R.Saffold | OLB 44 | K.Correa | C 75 | T.Karras | DL 91 | D.Wise Jr. |
| C 60 | B.Jones | ILB 54 | R.Evans | RG 69 | S.Mason | LB 54 | D.Hightower |
| RG 64 | N.Davis | ILB 55 | J.Brown | RT 61 | M.Cannon | LB 53 | K.Van Noy |
| RT 78 | J.Conklin | OLB 58 | H.Landry | WR 14 | M.Sanu Sr. | LB 52 | E.Roberts |
| WR 11 | A.Brown | CB 26 | L.Ryan | WR 11 | J.Edelman | RCB 24 | S.Gilmore |
| FB 41 | K.Blasingame | SS 24 | K.Vaccaro | QB 12 | T.Brady | LCB 27 | J.Jackson |
| QB 17 | R.Tannehill | FS 31 | K.Byard | RB 28 | J.White | S 23 | P.Chung |
| RB 22 | D.Henry | CB 25 | A.Jackson | WR 15 | N.Harry | S 32 | D.McCourty |

Substitutions

P 6 B.Kern, K 7 G.Joseph, QB 8 M.Mariota, WR 12 R.Davis, WR 15 D.Jennings, WR 19 T.Sharpe, CB 23 T.Smith, DB 29 D.Cruikshank, RB 33 D.Lewis, CB 36 L.Sims, DB 37 A.Hooker, DB 46 J.Kalu, LS 48 B.Brinkley, OLB 50 D.Roberson, LB 51 D.Long, LB 53 D.Bates, LB 59 W.Woodyard, T/G 71 D.Kelly, G 75 J.Douglas, TE 85 M.Pruitt, TE 86 A.Firkser, DE 92 M.Dickerson, DL 94 A.Johnson, DL 98 J.Simmons

Substitutions

K 2 N.Folk, P 7 J.Bailey, WR 18 M.Slater, DB 21 D.Harmon, DB 25 T.Brooks, RB 26 S.Michel, DB 29 J.Bethel, DB 31 J.Jones, CB 33 J.Williams, RB 34 R.Burkhead, RB 38 B.Bolden, DB 43 N.Ebner, LS 49 J.Cardona, DL 50 C.Winovich, LB 51 J.Bentley, LB 58 J.Collins Sr., OL 66 J.Ferentz, DL 70 A.Butler, OL 72 M.Newhouse, TE 83 M.LaCosse, TE 84 B.Watson, LB 90 S.Calhoun

Did Not Play

Did Not Play

QB 4 J.Stidham, WR 16 J.Meyers

Not Active

Not Active

WR 10 A.Humphries, WR 14 K.Raymond, WR 16 C.Hollister, G/T 66 K.Pamphile, OLB 93 R.Gilbert, DT 96 J.Ivie, DT 97 I.Mack

QB 6 C.Kessler, CB 30 J.McCourty, RB 37 D.Harris, OL 65 J.Eluemunor, OL 74 K.Cunningham, TE 85 R.Izzo, DL 99 B.Cowart

Field Goals (made () & missed)

| | | N.Folk | | (36) (21) | | | |
|----------|----------------------|--------|----|-----------|---|----|-------|
| | | 1 | 2 | 3 | 4 | OT | Total |
| VISITOR: | Tennessee Titans | 7 | 7 | 0 | 6 | 0 | 20 |
| HOME: | New England Patriots | 3 | 10 | 0 | 0 | 0 | 13 |

Scoring Plays

| Team | Qtr | Time | Play Description (Extra Point) (Drive Info) | Visitor | Home |
|----------|-----|-------|--|---------|------|
| Patriots | 1 | 12:37 | N.Folk 36 yd. Field Goal (8-57, 2:23) | 0 | 3 |
| Titans | 1 | 5:39 | A.Firkser 12 yd. pass from R.Tannehill (G.Joseph kick) (12-75, 6:58) | 7 | 3 |
| Patriots | 2 | 14:57 | J.Edelman 5 yd. run (N.Folk kick) (10-75, 5:42) | 7 | 10 |
| Patriots | 2 | 2:16 | N.Folk 21 yd. Field Goal (10-44, 5:44) | 7 | 13 |
| Titans | 2 | 0:35 | D.Henry 1 yd. run (G.Joseph kick) (7-75, 1:41) | 14 | 13 |
| Titans | 4 | 0:09 | L.Ryan 9 yd. interception return (run failed) | 20 | 13 |

Paid Attendance: 65,878

Time: 2:57

Final Individual Statistics

Tennessee Titans

| RUSHING | ATT | YDS | AVG | LG | TD |
|-------------|-----|-----|-----|----|----|
| D.Henry | 34 | 182 | 5.4 | 29 | 1 |
| R.Tannehill | 4 | 11 | 2.8 | 5 | 0 |
| D.Lewis | 2 | 8 | 4.0 | 6 | 0 |
| Total | 40 | 201 | 5.0 | 29 | 1 |

| PASSING | ATT | CMP | YDS | SK/YD | TD | LG | IN | RT |
|-------------|-----|-----|-----|-------|----|----|----|------|
| R.Tannehill | 15 | 8 | 72 | 1/5 | 1 | 22 | 1 | 61.0 |
| M.Mariota | 1 | 1 | 4 | 0/0 | 0 | 4 | 0 | 83.3 |
| Total | 16 | 9 | 76 | 1/5 | 1 | 22 | 1 | 63.5 |

| PASS RECEIVING | TAR | REC | YDS | AVG | LG | TD |
|----------------|-----|-----|-----|------|----|----|
| A.Firkser | 3 | 2 | 23 | 11.5 | 12 | 1 |
| M.Pruitt | 2 | 2 | 4 | 2.0 | 4 | 0 |
| D.Henry | 1 | 1 | 22 | 22.0 | 22 | 0 |
| J.Smith | 2 | 1 | 9 | 9.0 | 9 | 0 |
| D.Lewis | 1 | 1 | 8 | 8.0 | 8 | 0 |
| T.Sharpe | 3 | 1 | 6 | 6.0 | 6 | 0 |
| A.Brown | 1 | 1 | 4 | 4.0 | 4 | 0 |
| C.Davis | 2 | 0 | 0 | 0.0 | 0 | 0 |
| Total | 15 | 9 | 76 | 8.4 | 22 | 1 |

| INTERCEPTIONS | NO | YDS | AVG | LG | TD |
|---------------|----|-----|-----|----|----|
| L.Ryan | 1 | 9 | 9.0 | 9 | 1 |
| Total | 1 | 9 | 9.0 | 9 | 1 |

| PUNTING | NO | YDS | AVG | NET | TB | IN20 | LG |
|---------|----|-----|------|------|----|------|----|
| B.Kern | 6 | 275 | 45.8 | 42.0 | 0 | 4 | 58 |
| Total | 6 | 275 | 45.8 | 42.0 | 0 | 4 | 58 |

| PUNT RETURNS | NO | YDS | AVG | FC | LG | TD |
|-----------------|----|-----|-----|----|----|----|
| R.Davis | 0 | 0 | 0.0 | 2 | 0 | 0 |
| [OUT OF BOUNDS] | 1 | 0 | 0.0 | 0 | 0 | 0 |
| [TOUCHBACK] | 2 | 0 | 0.0 | 0 | 0 | 0 |
| Total | 0 | 0 | 0.0 | 2 | 0 | 0 |

| KICKOFF RETURNS | NO | YDS | AVG | FC | LG | TD |
|-----------------|----|-----|------|----|----|----|
| D.Jennings | 2 | 40 | 20.0 | 0 | 22 | 0 |
| [TOUCHBACK] | 2 | 0 | 0.0 | 0 | 0 | 0 |
| Total | 2 | 40 | 20.0 | 0 | 22 | 0 |

New England Patriots

| RUSHING | ATT | YDS | AVG | LG | TD |
|------------|-----|-----|------|----|----|
| S.Michel | 14 | 61 | 4.4 | 25 | 0 |
| J.White | 1 | 14 | 14.0 | 14 | 0 |
| J.Edelman | 2 | 12 | 6.0 | 7 | 1 |
| N.Harry | 1 | 7 | 7.0 | 7 | 0 |
| R.Burkhead | 3 | 4 | 1.3 | 4 | 0 |
| E.Roberts | 1 | 0 | 0.0 | 0 | 0 |
| Total | 22 | 98 | 4.5 | 25 | 1 |

| PASSING | ATT | CMP | YDS | SK/YD | TD | LG | IN | RT |
|---------|-----|-----|-----|-------|----|----|----|------|
| T.Brady | 37 | 20 | 209 | 0/0 | 0 | 29 | 1 | 59.4 |
| Total | 37 | 20 | 209 | 0/0 | 0 | 29 | 1 | 59.4 |

| PASS RECEIVING | TAR | REC | YDS | AVG | LG | TD |
|----------------|-----|-----|-----|------|----|----|
| J.White | 5 | 5 | 62 | 12.4 | 29 | 0 |
| B.Watson | 4 | 3 | 38 | 12.7 | 21 | 0 |
| R.Burkhead | 3 | 3 | 32 | 10.7 | 12 | 0 |
| J.Edelman | 5 | 3 | 30 | 10.0 | 20 | 0 |
| N.Harry | 7 | 2 | 21 | 10.5 | 14 | 0 |
| S.Michel | 2 | 2 | 9 | 4.5 | 7 | 0 |
| M.Sanu Sr. | 5 | 1 | 11 | 11.0 | 11 | 0 |
| P.Dorsett II | 4 | 1 | 6 | 6.0 | 6 | 0 |
| Total | 35 | 20 | 209 | 10.5 | 29 | 0 |

| INTERCEPTIONS | NO | YDS | AVG | LG | TD |
|---------------|----|-----|-----|----|----|
| D.Harmon | 1 | 0 | 0.0 | 0 | 0 |
| Total | 1 | 0 | 0.0 | 0 | 0 |

| PUNTING | NO | YDS | AVG | NET | TB | IN20 | LG |
|----------|----|-----|------|------|----|------|----|
| J.Bailey | 5 | 230 | 46.0 | 38.0 | 2 | 2 | 61 |
| Total | 5 | 230 | 46.0 | 38.0 | 2 | 2 | 61 |

| PUNT RETURNS | NO | YDS | AVG | FC | LG | TD |
|-----------------|----|-----|------|----|----|----|
| M.Sanu Sr. | 1 | 23 | 23.0 | 2 | 23 | 0 |
| [DOWNED] | 2 | 0 | 0.0 | 0 | 0 | 0 |
| [OUT OF BOUNDS] | 1 | 0 | 0.0 | 0 | 0 | 0 |
| Total | 1 | 23 | 23.0 | 2 | 23 | 0 |

| KICKOFF RETURNS | NO | YDS | AVG | FC | LG | TD |
|-----------------|----|-----|------|----|----|----|
| J.Edelman | 1 | 10 | 10.0 | 0 | 10 | 0 |
| [TOUCHBACK] | 3 | 0 | 0.0 | 0 | 0 | 0 |
| Total | 1 | 10 | 10.0 | 0 | 10 | 0 |

Tennessee Titans

| FUMBLES | FUM | LOST | OWN-REC | YDS | TD | FORCED | OPP-REC | YDS | TD | OUT-BDS |
|--------------|-----|------|---------|-----|----|--------|---------|-----|----|---------|
| R.Tannehill | 2 | 0 | 1 | -2 | 0 | 0 | 0 | 0 | 0 | 0 |
| D.Henry | 0 | 0 | 1 | 0 | 0 | 0 | 0 | 0 | 0 | 0 |
| K.Blasingame | 0 | 0 | 0 | 0 | 0 | 1 | 0 | 0 | 0 | 0 |
| J.Kalu | 0 | 0 | 0 | 0 | 0 | 0 | 1 | 0 | 0 | 0 |
| Total | 2 | 0 | 2 | -2 | 0 | 1 | 1 | 0 | 0 | 0 |

New England Patriots

| FUMBLES | FUM | LOST | OWN-REC | YDS | TD | FORCED | OPP-REC | YDS | TD | OUT-BDS |
|-----------|-----|------|---------|-----|----|--------|---------|-----|----|---------|
| J.White | 1 | 1 | 1 | -15 | 0 | 0 | 0 | 0 | 0 | 0 |
| J.Edelman | 1 | 0 | 0 | 0 | 0 | 0 | 0 | 0 | 0 | 0 |
| K.Van Noy | 0 | 0 | 0 | 0 | 0 | 1 | 0 | 0 | 0 | 0 |
| Total | 2 | 1 | 1 | -15 | 0 | 1 | 0 | 0 | 0 | 0 |

Final Team Statistics

| | Visitor Titans | Home Patriots |
|---|-------------------|------------------|
| TOTAL FIRST DOWNS | 19 | 18 |
| By Rushing | 13 | 6 |
| By Passing | 5 | 11 |
| By Penalty | 1 | 1 |
| THIRD DOWN EFFICIENCY | 6-12-50% | 5-13-38% |
| FOURTH DOWN EFFICIENCY | 0-0-0% | 0-1-0% |
| TOTAL NET YARDS | 272 | 307 |
| Total Offensive Plays (inc. times thrown passing) | 57 | 59 |
| Average gain per offensive play | 4.8 | 5.2 |
| NET YARDS RUSHING | 201 | 98 |
| Total Rushing Plays | 40 | 22 |
| Average gain per rushing play | 5.0 | 4.5 |
| Tackles for a loss-number and yards | 1-3 | 5-7 |
| NET YARDS PASSING | 71 | 209 |
| Times thrown - yards lost attempting to pass | 1-5 | 0-0 |
| Gross yards passing | 76 | 209 |
| PASS ATTEMPTS-COMPLETIONS-HAD INTERCEPTED | 16-9-1 | 37-20-1 |
| Avg gain per pass play (inc.# thrown passing) | 4.2 | 5.6 |
| KICKOFFS Number-In End Zone-Touchbacks | 4-3-3 | 4-3-2 |
| PUNTS Number and Average | 6-45.8 | 5-46.0 |
| Had Blocked | 0 | 0 |
| FGs - PATs Had Blocked | 0-0 | 0-0 |
| Net Punting Average | 42.0 | 38.0 |
| TOTAL RETURN YARDAGE (Not Including Kickoffs) | 9 | 23 |
| No. and Yards Punt Returns | 0-0 | 1-23 |
| No. and Yards Kickoff Returns | 2-40 | 1-10 |
| No. and Yards Interception Returns | 1-9 | 1-0 |
| PENALTIES Number and Yards | 5-25 | 3-28 |
| FUMBLES Number and Lost | 2-0 | 2-1 |
| TOUCHDOWNS | 3 | 1 |
| Rushing | 1 | 1 |
| Passing | 1 | 0 |
| Interceptions | 1 | 0 |
| EXTRA POINTS Made-Attempts | 2-3 | 1-1 |
| Kicking Made-Attempts | 2-2 | 1-1 |
| Rushing Made-Attempts | 0-1 | 0-0 |
| FIELD GOALS Made-Attempts | 0-0 | 2-2 |
| RED ZONE EFFICIENCY | 2-2-100% | 1-3-33% |
| GOAL TO GO EFFICIENCY | 1-1-100% | 1-2-50% |
| SAFETIES | 0 | 0 |
| FINAL SCORE | 20 | 13 |
| TIME OF POSSESSION | 31:09 | 28:51 |

Ball Possession And Drive Chart

Tennessee Titans

| # | Time Recd | Time Lost | Time Poss | How Ball Obtained | Drive Began | # Play | Yds Gain | Yds Pen | Net Yds | 1st Down | Last Scrm | How Given Up |
|---|-----------|-----------|-----------|-------------------|-------------|--------|----------|---------|---------|----------|-----------|--------------|
| 1 | 12:37 | 5:39 | 6:58 | Kickoff | TEN 25 | 12 | 80 | -5 | 75 | 6 | * NE 12 | Touchdown |
| 2 | 14:57 | 13:22 | 1:35 | Kickoff | TEN 15 | 3 | 7 | 0 | 7 | 0 | TEN 22 | Punt |
| 3 | 9:13 | 8:00 | 1:13 | Punt | TEN 10 | 3 | 7 | 0 | 7 | 0 | TEN 17 | Punt |
| 4 | 2:16 | 0:35 | 1:41 | Kickoff | TEN 25 | 7 | 75 | 0 | 75 | 5 | * NE 1 | Touchdown |
| 5 | 15:00 | 11:23 | 3:37 | Kickoff | TEN 27 | 6 | 16 | 0 | 16 | 1 | TEN 43 | Punt |
| 6 | 8:02 | 5:31 | 2:31 | Punt | TEN 43 | 4 | -4 | 18 | 14 | 1 | NE 43 | Punt |
| 7 | 2:30 | 14:52 | 2:38 | Punt | TEN 20 | 5 | 12 | 0 | 12 | 1 | TEN 32 | Interception |
| 8 | 12:45 | 4:44 | 8:01 | Punt | TEN 20 | 10 | 44 | -5 | 39 | 3 | NE 41 | Punt |
| 9 | 3:10 | 0:15 | 2:55 | Punt | TEN 13 | 7 | 33 | -5 | 28 | 2 | TEN 41 | Punt |

(198) Average TEN 22

New England Patriots

| # | Time Recd | Time Lost | Time Poss | How Ball Obtained | Drive Began | # Play | Yds Gain | Yds Pen | Net Yds | 1st Down | Last Scrm | How Given Up |
|----|-----------|-----------|-----------|-------------------|-------------|--------|----------|---------|---------|----------|-----------|--------------|
| 1 | 15:00 | 12:37 | 2:23 | Kickoff | NE 25 | 8 | 57 | 0 | 57 | 2 | * TEN 18 | Field Goal |
| 2 | 5:39 | 14:57 | 5:42 | Kickoff | NE 25 | 10 | 75 | 0 | 75 | 5 | * TEN 5 | Touchdown |
| 3 | 13:22 | 9:13 | 4:09 | Punt | NE 24 | 6 | 23 | 0 | 23 | 1 | NE 47 | Punt |
| 4 | 8:00 | 2:16 | 5:44 | Punt | TEN 47 | 10 | 44 | 0 | 44 | 4 | * TEN 3 | Field Goal |
| 5 | 0:35 | 0:00 | 0:35 | Kickoff | NE 25 | 6 | 23 | 0 | 23 | 1 | NE 48 | Downs |
| 6 | 11:23 | 8:02 | 3:21 | Punt | NE 13 | 6 | 20 | -5 | 15 | 2 | NE 28 | Punt |
| 7 | 5:31 | 2:30 | 3:01 | Punt | NE 7 | 6 | 32 | 0 | 32 | 1 | NE 39 | Punt |
| 8 | 14:52 | 12:45 | 2:07 | Interception | NE 41 | 4 | 7 | 5 | 12 | 1 | TEN 47 | Punt |
| 9 | 4:44 | 3:10 | 1:34 | Punt | NE 11 | 4 | 26 | 0 | 26 | 1 | NE 37 | Punt |
| 10 | 0:15 | 0:09 | 0:06 | Punt | NE 1 | 1 | 0 | 0 | 0 | 0 | NE 1 | Interception |
| 11 | 0:09 | 0:00 | 0:09 | Kickoff | | 0 | 0 | 0 | 0 | 0 | | Fumble |

(225) Average NE 22

* inside opponent's 20

| Time of Possession by Quarter | | 1st | 2nd | 3rd | 4th | OT | Total |
|---------------------------------|----------------------|--------------------|-------|------|---------------------|----|-------|
| Visitor | Tennessee Titans | 6:58 | 4:29 | 8:38 | 11:04 | | 31:09 |
| Home | New England Patriots | 8:02 | 10:31 | 6:22 | 3:56 | | 28:51 |
| Kickoff Drive No.-Start Average | | Titans: 4 - TEN 23 | | | Patriots: 3 - NE 25 | | |

Final Defensive Statistics

| Tennessee Titans | Regular Defensive Plays | | | | | | | | | | | | Special Teams | | | | | Misc | | | |
|------------------|-------------------------|-----|------|----|-------|-----|---|----|----|----|----|--|---------------|-----|----|----|----|------|-----|----|----|
| | TKL | AST | COMB | SK | / YDS | TFL | Q | IN | PD | FF | FR | | TKL | AST | FF | FR | BL | TKL | AST | FF | FR |
| R.Evans | 6 | 4 | 10 | 0 | 0 | 3 | 0 | 0 | 0 | 0 | 0 | | 0 | 0 | 0 | 0 | 0 | 0 | 0 | 0 | 0 |
| L.Ryan | 3 | 3 | 6 | 0 | 0 | 0 | 0 | 1 | 1 | 0 | 0 | | 0 | 0 | 0 | 0 | 0 | 0 | 0 | 0 | 0 |
| K.Byard | 5 | 0 | 5 | 0 | 0 | 0 | 0 | 0 | 0 | 0 | 0 | | 0 | 1 | 0 | 0 | 0 | 0 | 0 | 0 | 0 |
| T.Brock | 4 | 0 | 4 | 0 | 0 | 0 | 0 | 0 | 2 | 0 | 0 | | 0 | 0 | 0 | 0 | 0 | 0 | 0 | 0 | 0 |
| K.Vaccaro | 3 | 1 | 4 | 0 | 0 | 2 | 0 | 0 | 1 | 0 | 0 | | 0 | 0 | 0 | 0 | 0 | 0 | 0 | 0 | 0 |
| D.Long | 3 | 1 | 4 | 0 | 0 | 0 | 0 | 0 | 0 | 0 | 0 | | 0 | 0 | 0 | 0 | 0 | 0 | 0 | 0 | 0 |
| W.Woodyard | 2 | 2 | 4 | 0 | 0 | 0 | 0 | 0 | 0 | 0 | 0 | | 0 | 0 | 0 | 0 | 0 | 0 | 0 | 0 | 0 |
| J.Brown | 2 | 1 | 3 | 0 | 0 | 0 | 0 | 0 | 0 | 0 | 0 | | 0 | 0 | 0 | 0 | 0 | 0 | 0 | 0 | 0 |
| A.Jackson | 2 | 0 | 2 | 0 | 0 | 0 | 0 | 0 | 2 | 0 | 0 | | 0 | 0 | 0 | 0 | 0 | 0 | 0 | 0 | 0 |
| J.Casey | 2 | 0 | 2 | 0 | 0 | 0 | 0 | 0 | 0 | 0 | 0 | | 0 | 0 | 0 | 0 | 0 | 0 | 0 | 0 | 0 |
| H.Landry | 1 | 0 | 1 | 0 | 0 | 0 | 2 | 0 | 1 | 0 | 0 | | 0 | 0 | 0 | 0 | 0 | 0 | 0 | 0 | 0 |
| J.Simmons | 1 | 0 | 1 | 0 | 0 | 0 | 1 | 0 | 0 | 0 | 0 | | 0 | 0 | 0 | 0 | 0 | 0 | 0 | 0 | 0 |
| D.Jones | 1 | 0 | 1 | 0 | 0 | 0 | 1 | 0 | 0 | 0 | 0 | | 0 | 0 | 0 | 0 | 0 | 0 | 0 | 0 | 0 |
| K.Correa | 1 | 0 | 1 | 0 | 0 | 0 | 0 | 0 | 0 | 0 | 0 | | 0 | 1 | 0 | 0 | 0 | 0 | 0 | 0 | 0 |
| D.Roberson | 1 | 0 | 1 | 0 | 0 | 1 | 0 | 0 | 0 | 0 | 0 | | 0 | 0 | 0 | 0 | 0 | 0 | 0 | 0 | 0 |
| A.Johnson | 1 | 0 | 1 | 0 | 0 | 0 | 0 | 0 | 0 | 0 | 0 | | 0 | 0 | 0 | 0 | 0 | 0 | 0 | 0 | 0 |
| A.Hooker | 0 | 1 | 1 | 0 | 0 | 0 | 0 | 0 | 0 | 0 | 0 | | 0 | 0 | 0 | 0 | 0 | 0 | 0 | 0 | 0 |
| K.Blasingame | 0 | 0 | 0 | 0 | 0 | 0 | 0 | 0 | 0 | 0 | 0 | | 1 | 0 | 1 | 0 | 0 | 0 | 0 | 0 | 0 |
| J.Kalu | 0 | 0 | 0 | 0 | 0 | 0 | 0 | 0 | 0 | 0 | 0 | | 0 | 0 | 0 | 1 | 0 | 0 | 0 | 0 | 0 |
| R.Tannehill | 0 | 0 | 0 | 0 | 0 | 0 | 0 | 0 | 0 | 0 | 0 | | 0 | 0 | 0 | 0 | 0 | 0 | 0 | 0 | 1 |
| D.Henry | 0 | 0 | 0 | 0 | 0 | 0 | 0 | 0 | 0 | 0 | 0 | | 0 | 0 | 0 | 0 | 0 | 0 | 0 | 0 | 1 |
| Total | 38 | 13 | 51 | 0 | 0 | 6 | 4 | 1 | 7 | 0 | 0 | | 1 | 2 | 1 | 1 | 0 | 0 | 0 | 0 | 2 |

TKL = Tackle AST = Assist COMB = Combined QH=QB Hit IN = Interception PD = Pass Defense FF = Forced Fumble FR = Fumble Recovery

| New England Patriots | Regular Defensive Plays | | | | | | | | | | | | Special Teams | | | | | Misc | | | |
|----------------------|-------------------------|-----|------|----|-------|-----|----|----|----|----|----|--|---------------|-----|----|----|----|------|-----|----|----|
| | TKL | AST | COMB | SK | / YDS | TFL | QH | IN | PD | FF | FR | | TKL | AST | FF | FR | BL | TKL | AST | FF | FR |
| D.Hightower | 8 | 1 | 9 | 0 | 0 | 1 | 1 | 0 | 0 | 0 | 0 | | 0 | 0 | 0 | 0 | 0 | 0 | 0 | 0 | 0 |
| D.Shelton | 5 | 2 | 7 | 0 | 0 | 0 | 0 | 0 | 0 | 0 | 0 | | 0 | 0 | 0 | 0 | 0 | 0 | 0 | 0 | 0 |
| K.Van Noy | 4 | 1 | 5 | 1 | 5 | 1 | 0 | 0 | 0 | 1 | 0 | | 0 | 0 | 0 | 0 | 0 | 0 | 0 | 0 | 0 |
| J.Simon | 4 | 1 | 5 | 0 | 0 | 1 | 1 | 0 | 0 | 0 | 0 | | 0 | 0 | 0 | 0 | 0 | 0 | 0 | 0 | 0 |
| D.McCourtly | 4 | 1 | 5 | 0 | 0 | 0 | 0 | 0 | 0 | 0 | 0 | | 0 | 0 | 0 | 0 | 0 | 0 | 0 | 0 | 0 |
| J.Bentley | 3 | 2 | 5 | 0 | 0 | 0 | 0 | 0 | 0 | 0 | 0 | | 0 | 0 | 0 | 0 | 0 | 0 | 0 | 0 | 0 |
| J.Jones | 3 | 1 | 4 | 0 | 0 | 0 | 0 | 0 | 1 | 0 | 0 | | 0 | 0 | 0 | 0 | 0 | 0 | 0 | 0 | 0 |
| J.Collins Sr. | 2 | 2 | 4 | 0 | 0 | 0 | 1 | 0 | 0 | 0 | 0 | | 0 | 0 | 0 | 0 | 0 | 0 | 0 | 0 | 0 |
| D.Wise Jr. | 2 | 2 | 4 | 0 | 0 | 0 | 0 | 0 | 0 | 0 | 0 | | 0 | 0 | 0 | 0 | 0 | 0 | 0 | 0 | 0 |
| A.Butler | 2 | 1 | 3 | 0 | 0 | 0 | 0 | 0 | 1 | 0 | 0 | | 0 | 0 | 0 | 0 | 0 | 0 | 0 | 0 | 0 |
| E.Roberts | 2 | 1 | 3 | 0 | 0 | 0 | 0 | 0 | 0 | 0 | 0 | | 0 | 0 | 0 | 0 | 0 | 0 | 0 | 0 | 0 |
| L.Guy | 2 | 0 | 2 | 0 | 0 | 0 | 1 | 0 | 0 | 0 | 0 | | 0 | 0 | 0 | 0 | 0 | 0 | 0 | 0 | 0 |
| D.Harmon | 2 | 0 | 2 | 0 | 0 | 0 | 0 | 1 | 1 | 0 | 0 | | 0 | 0 | 0 | 0 | 0 | 0 | 0 | 0 | 0 |
| S.Gilmore | 2 | 0 | 2 | 0 | 0 | 0 | 0 | 0 | 0 | 0 | 0 | | 0 | 0 | 0 | 0 | 0 | 0 | 0 | 0 | 0 |
| J.Jackson | 1 | 0 | 1 | 0 | 0 | 0 | 0 | 0 | 1 | 0 | 0 | | 0 | 0 | 0 | 0 | 0 | 0 | 0 | 0 | 0 |
| T.Brooks | 1 | 0 | 1 | 0 | 0 | 0 | 0 | 0 | 0 | 0 | 0 | | 0 | 0 | 0 | 0 | 0 | 0 | 0 | 0 | 0 |
| P.Chung | 0 | 1 | 1 | 0 | 0 | 0 | 0 | 0 | 0 | 0 | 0 | | 0 | 0 | 0 | 0 | 0 | 0 | 0 | 0 | 0 |
| J.Williams | 0 | 0 | 0 | 0 | 0 | 0 | 0 | 0 | 0 | 0 | 0 | | 2 | 0 | 0 | 0 | 0 | 0 | 0 | 0 | 0 |
| R.Burkhead | 0 | 0 | 0 | 0 | 0 | 0 | 0 | 0 | 0 | 0 | 0 | | 1 | 0 | 0 | 0 | 0 | 0 | 0 | 0 | 0 |
| M.Slater | 0 | 0 | 0 | 0 | 0 | 0 | 0 | 0 | 0 | 0 | 0 | | 0 | 1 | 0 | 0 | 0 | 0 | 0 | 0 | 0 |
| J.White | 0 | 0 | 0 | 0 | 0 | 0 | 0 | 0 | 0 | 0 | 0 | | 0 | 0 | 0 | 1 | 0 | 0 | 0 | 0 | 0 |
| Total | 47 | 16 | 63 | 1 | 5 | 3 | 4 | 1 | 4 | 1 | 0 | | 3 | 1 | 0 | 1 | 0 | 0 | 0 | 0 | 0 |

First Half Summary

| PERIOD SCORES | | | TIME OF POSSESSION | | |
|---------------|---|---------|--------------------|-------|--|
| Titans | 7 | 7 = 14 | Titans | 11:27 | |
| Patriots | 3 | 10 = 13 | Patriots | 18:33 | |

| Scoring Plays | | | | | | Visitor | Home |
|---------------|-----|-------|--|--|--|---------|------|
| Team | Qtr | Time | Play Description (Extra Point) (Drive Info) | | | | |
| Patriots | 1 | 12:37 | N.Folk 36 yd. Field Goal (8-57, 2:23) | | | 0 | 3 |
| Titans | 1 | 5:39 | A.Firkser 12 yd. pass from R.Tannehill (G.Joseph kick) (12-75, 6:58) | | | 7 | 3 |
| Patriots | 2 | 14:57 | J.Edelman 5 yd. run (N.Folk kick) (10-75, 5:42) | | | 7 | 10 |
| Patriots | 2 | 2:16 | N.Folk 21 yd. Field Goal (10-44, 5:44) | | | 7 | 13 |
| Titans | 2 | 0:35 | D.Henry 1 yd. run (G.Joseph kick) (7-75, 1:41) | | | 14 | 13 |

| | Tennessee Titans | New England Patriots |
|--|------------------|----------------------|
| TOTAL FIRST DOWNS | 11 | 13 |
| First Downs Rushing-Passing-by Penalty | 8 - 3 - 0 | 5 - 8 - 0 |
| THIRD DOWN EFFICIENCY | 1-3-33% | 4-8-50% |
| TOTAL NET YARDS | 169 | 222 |
| Total Offensive Plays | 25 | 38 |
| NET YARDS RUSHING | 112 | 73 |
| NET YARDS PASSING | 57 | 149 |
| Gross Yards Passing | 57 | 149 |
| Times thrown-yards lost attempting to pass | 0-0 | 0-0 |
| Pass Attempts-Completions-Had Intercepted | 10 - 6 - 0 | 22 - 14 - 0 |
| Punts-Number and Average | 2 - 53.5 | 1 - 43 |
| Penalties-Number and Yards | 1 - 5 | 0 - 0 |
| Fumbles-Number and Lost | 0 - 0 | 0 - 0 |
| Red Zone Efficiency | 2-2-100% | 1-3-33% |
| Average Drive Start | TEN 19 | NE 30 |

| Tennessee Titans | | | | | | | | | | New England Patriots | | | | | | | | | | | | | | | | | |
|------------------|--|--|--|--|--|-----|-----|-----|-------|----------------------|------------|----------------|-------|---------|--|--|-----|-----|------|-----|------|-----|-------|----|----|----|------|
| RUSHING | | | | | | ATT | YDS | AVG | LG | TD | RUSHING | | | | | | ATT | YDS | AVG | LG | TD | | | | | | |
| D.Henry | | | | | | 14 | 106 | 7.6 | 29 | 1 | S.Michel | | | | | | 10 | 50 | 5.0 | 25 | 0 | | | | | | |
| D.Lewis | | | | | | 1 | 6 | 6.0 | 6 | 0 | J.White | | | | | | 1 | 14 | 14.0 | 14 | 0 | | | | | | |
| | | | | | | | | | | | J.Edelman | | | | | | 1 | 5 | 5.0 | 5 | 1 | | | | | | |
| | | | | | | | | | | | R.Burkhead | | | | | | 3 | 4 | 1.3 | 4 | 0 | | | | | | |
| | | | | | | | | | | | E.Roberts | | | | | | 1 | 0 | 0.0 | 0 | 0 | | | | | | |
| Total | | | | | | 15 | 112 | 7.5 | 29 | 1 | Total | | | | | | 16 | 73 | 4.6 | 25 | 1 | | | | | | |
| PASSING | | | | | | ATT | CMP | YDS | SK/YD | TD | LG | IN | RT | PASSING | | | | | | ATT | CMP | YDS | SK/YD | TD | LG | IN | RT |
| R.Tannehill | | | | | | 9 | 5 | 53 | 0/0 | 1 | 22 | 0 | 110.0 | T.Brady | | | | | | 22 | 14 | 149 | 0/0 | 0 | 29 | 0 | 83.3 |
| M.Mariota | | | | | | 1 | 1 | 4 | 0/0 | 0 | 4 | 0 | 83.3 | | | | | | | | | | | | | | |
| Total | | | | | | 10 | 6 | 57 | 0/0 | 1 | 22 | 0 | 109.2 | Total | | | | | | 22 | 14 | 149 | 0/0 | 0 | 29 | 0 | 83.3 |
| PASS RECEIVING | | | | | | TAR | REC | YDS | AVG | LG | TD | PASS RECEIVING | | | | | | TAR | REC | YDS | AVG | LG | TD | | | | |
| D.Henry | | | | | | 1 | 1 | 22 | 22.0 | 22 | 0 | J.White | | | | | | 3 | 3 | 46 | 15.3 | 29 | 0 | | | | |
| A.Firkser | | | | | | 1 | 1 | 12 | 12.0 | 12 | 1 | B.Watson | | | | | | 4 | 3 | 38 | 12.7 | 21 | 0 | | | | |
| J.Smith | | | | | | 2 | 1 | 9 | 9.0 | 9 | 0 | R.Burkhead | | | | | | 3 | 3 | 32 | 10.7 | 12 | 0 | | | | |
| T.Sharpe | | | | | | 3 | 1 | 6 | 6.0 | 6 | 0 | S.Michel | | | | | | 2 | 2 | 9 | 4.5 | 7 | 0 | | | | |
| A.Brown | | | | | | 1 | 1 | 4 | 4.0 | 4 | 0 | M.Sanu Sr. | | | | | | 3 | 1 | 11 | 11.0 | 11 | 0 | | | | |
| M.Pruitt | | | | | | 1 | 1 | 4 | 4.0 | 4 | 0 | N.Harry | | | | | | 4 | 1 | 7 | 7.0 | 7 | 0 | | | | |
| | | | | | | | | | | | | J.Edelman | | | | | | 1 | 1 | 6 | 6.0 | 6 | 0 | | | | |
| Total | | | | | | 9 | 6 | 57 | 9.5 | 22 | 1 | Total | | | | | | 20 | 14 | 149 | 10.6 | 29 | 0 | | | | |

| | | | |
|------------------|-------------------------|---------------|------|
| Tennessee Titans | Regular Defensive Plays | Special Teams | Misc |
|------------------|-------------------------|---------------|------|

1/4/2020 at Gillette Stadium

| | TKL | AST | COMB | SK | / YDS | TFL | Q | IN | PD | FF | FR | TKL | AST | FF | FR | BL | TKL | AST | FF | FR |
|-----------|-----|-----|------|----|-------|-----|---|----|----|----|----|-----|-----|----|----|----|-----|-----|----|----|
| R.Evans | 4 | 4 | 8 | 0 | 0 | 3 | 0 | 0 | 0 | 0 | 0 | 0 | 0 | 0 | 0 | 0 | 0 | 0 | 0 | 0 |
| L.Ryan | 2 | 3 | 5 | 0 | 0 | 0 | 0 | 0 | 0 | 0 | 0 | 0 | 0 | 0 | 0 | 0 | 0 | 0 | 0 | 0 |
| K.Byard | 4 | 0 | 4 | 0 | 0 | 0 | 0 | 0 | 0 | 0 | 0 | 0 | 1 | 0 | 0 | 0 | 0 | 0 | 0 | 0 |
| K.Vaccaro | 3 | 1 | 4 | 0 | 0 | 2 | 0 | 0 | 1 | 0 | 0 | 0 | 0 | 0 | 0 | 0 | 0 | 0 | 0 | 0 |
| Total | 13 | 8 | 21 | 0 | 0 | 5 | 0 | 0 | 1 | 0 | 0 | 0 | 1 | 0 | 0 | 0 | 0 | 0 | 0 | 0 |

[illegible]

TEN wins the coin toss and elects to defer. NE elects to Receive, and TEN elects to defend the north goal.

G.Joseph kicks 65 yards from TEN 35 to end zone, Touchback. Bill Belichick 43rd career postseason game, extends NFL record (Landry & Shula 36).

New England Patriots at 15:00

1-10-NE 25 (15:00) (Shotgun) T.Brady pass incomplete short left to N.Harry. NE 12-Brady 41st career postseason game & QB start, extends his NFL records.

2-10-NE 25 (14:57) (Shotgun) T.Brady pass incomplete short middle [H.Landry]. Officials announced that 28-White was in area

3-10-NE 25 (14:51) (Shotgun) T.Brady pass deep left to B.Watson to NE 46 for 21 yards (J.Brown). TEN-J.Brown was injured during the play. P1

1-10-NE 46 (14:17) (Shotgun) T.Brady pass short left to J.White to TEN 25 for 29 yards (T.Brock). P2

1-10-TEN 25 (13:36) T.Brady pass incomplete deep left to M.Sanu Sr.. flea flicker, handoff to 34-Burkhead then backwards pass to 12-Brady

2-10-TEN 25 (13:28) E.Roberts reported in as eligible. S.Michel right guard to TEN 18 for 7 yards (R.Evans; L.Ryan).

3-3-TEN 18 (12:46) T.Brady pass incomplete short right to N.Harry.

4-3-TEN 18 (12:41) N.Folk 36 yard field goal is GOOD, Center-J.Cardona, Holder-J.Bailey.

TEN 0 NE 3, 8 plays, 57 yards, 2:23 drive, 2:23 elapsed

J.Bailey kicks 65 yards from NE 35 to end zone, Touchback.

Tennessee Titans at 12:37

1-10-TEN 25 (12:37) R.Tannehill pass short right to J.Smith to TEN 34 for 9 yards (P.Chung; D.Hightower).

2-1-TEN 34 (12:03) D.Henry left guard to TEN 42 for 8 yards (E.Roberts). R1

1-10-TEN 42 (11:23) D.Henry right tackle to TEN 46 for 4 yards (D.Wise Jr.).

2-6-TEN 46 (10:41) (Shotgun) R.Tannehill pass short left to T.Sharpe to NE 48 for 6 yards (J.Jones). P2

1-10-NE 48 (10:05) D.Henry left end to NE 38 for 10 yards (D.Wise Jr.). R3

1-10-NE 38 (9:24) D.Henry right tackle to NE 29 for 9 yards (D.Hightower).

2-1-NE 29 (8:45) D.Henry up the middle to NE 23 for 6 yards (D.Shelton, D.Wise Jr.). R4

1-10-NE 23 (8:03) (Shotgun) D.Kelly reported in as eligible. M.Mariota pass short left to M.Pruitt ran ob at NE 19 for 4 yards (D.Hightower) [J.Simon].

2-6-NE 19 (7:38) D.Henry up the middle to NE 12 for 7 yards (D.McCourty). R5

1-10-NE 12 (6:59) PENALTY on TEN-J.Smith, False Start, 5 yards, enforced at NE 12 - No Play.

1-15-NE 17 (6:34) (Shotgun) R.Tannehill pass incomplete deep right to C.Davis.

Penalty on NE-K.Van Noy, Defensive Offside, offsetting, enforced at NE 17 - No Play.

Penalty on TEN-C.Davis, Illegal Touch Pass, offsetting.

1-15-NE 17 (6:28) (Shotgun) R.Tannehill pass incomplete short middle. Officials announced that 33-Lewis was in area

2-15-NE 17 (6:24) (Shotgun) D.Henry right guard to NE 12 for 5 yards (K.Van Noy). NE-P.Chung was injured during the play. His return is Questionable.

3-10-NE 12 (5:44) (Shotgun) R.Tannehill pass short middle to A.Firkser for 12 yards, TOUCHDOWN. P6

G.Joseph extra point is GOOD, Center-B.Brinkley, Holder-B.Kern.

TEN 7 NE 3, 12 plays, 75 yards, 6:58 drive, 9:21 elapsed

G.Joseph kicks 65 yards from TEN 35 to end zone, Touchback.

New England Patriots at 5:39

1-10-NE 25 (5:39) R.Burkhead left guard to NE 24 for -1 yards (R.Evans).

2-11-NE 24 (5:00) (Shotgun) T.Brady pass short middle to M.Sanu Sr. to NE 35 for 11 yards (J.Brown). P3

1-10-NE 35 (4:16) E.Roberts reported in as eligible. S.Michel left guard ran ob at TEN 40 for 25 yards (K.Byard). R4

1-10-TEN 40 (3:41) E.Roberts reported in as eligible. S.Michel right tackle to TEN 40 for no gain (R.Evans; J.Brown). TEN-J.Brown was injured during the play. His return is Questionable.

2-10-TEN 40 (3:09) (Shotgun) T.Brady pass short middle to B.Watson to TEN 29 for 11 yards (L.Ryan). P5

1-10-TEN 29 (2:28) T.Brady pass short left to R.Burkhead to TEN 20 for 9 yards (D.Long, L.Ryan).

2-1-TEN 20 (1:51) E.Roberts reported in as eligible. S.Michel up the middle to TEN 21 for -1 yards (K.Vaccaro).

3-2-TEN 21 (1:07) (Shotgun) J.White left end pushed ob at TEN 7 for 14 yards (K.Byard). R6

1-7-TEN 7 (:29) (Shotgun) E.Roberts reported in as eligible. T.Brady pass short right to S.Michel to TEN 5 for 2 yards (D.Long) [J.Simmons].

END OF QUARTER

| | | Time | First Downs | | | | Efficiencies | |
|----------------------|-------|------|-------------|---|---|---|--------------|--------|
| | Score | Poss | R | P | X | T | 3 Down | 4 Down |
| Tennessee Titans | 7 | 6:58 | 4 | 2 | 0 | 6 | 1/1 | 0/0 |
| New England Patriots | 3 | 8:02 | 2 | 4 | 0 | 6 | 2/3 | 0/0 |

Play By Play

Second Quarter

1/4/2020

New England Patriots continued.

2-5-TEN 5 (15:00) J.Edelman right end for 5 yards, TOUCHDOWN.

R7

N.Folk extra point is GOOD, Center-J.Cardona, Holder-J.Bailey.

TEN 7 NE 10, 10 plays, 75 yards, 5:42 drive, 0:03 elapsed

J.Bailey kicks 68 yards from NE 35 to TEN -3. D.Jennings to TEN 15 for 18 yards (J.Williams).

Tennessee Titans at 14:57, (1st play from scrimmage 14:52)

1-10-TEN 15 (14:52) (Shotgun) D.Kelly reported in as eligible. R.Tannehill pass short left to A.Brown to TEN 19 for 4 yards (S.Gilmore).

2-6-TEN 19 (14:17) D.Henry left tackle to TEN 22 for 3 yards (D.Shelton).

3-3-TEN 22 (13:33) (Shotgun) R.Tannehill pass incomplete short middle to T.Sharpe (A.Butler).

4-3-TEN 22 (13:29) B.Kern punts 54 yards to NE 24, Center-B.Brinkley, fair catch by M.Sanu Sr..

New England Patriots at 13:22

1-10-NE 24 (13:22) T.Brady pass short left to S.Michel to NE 31 for 7 yards (R.Evans, D.Long).

2-3-NE 31 (12:47) S.Michel up the middle to NE 32 for 1 yard (J.Simmons).

3-2-NE 32 (12:07) (Shotgun) T.Brady pass short right to J.Edelman to NE 38 for 6 yards (A.Jackson).

P8

1-10-NE 38 (11:26) E.Roberts reported in as eligible. S.Michel left end to NE 36 for -2 yards (K.Vaccaro, L.Ryan).

2-12-NE 36 (10:45) (Shotgun) T.Brady pass short left to R.Burkhead pushed ob at NE 47 for 11 yards (A.Jackson).

3-1-NE 47 (10:03) E.Roberts and M.Newhouse reported in as eligible. E.Roberts up the middle to NE 47 for no gain (H.Landry).

4-1-NE 47 (9:20) J.Bailey punts 43 yards to TEN 10, Center-J.Cardona, fair catch by R.Davis.

Tennessee Titans at 9:13

1-10-TEN 10 (9:13) D.Henry left guard to TEN 11 for 1 yard (J.Simon, J.Collins Sr.).

2-9-TEN 11 (8:30) (Shotgun) R.Tannehill pass incomplete short right to T.Sharpe (J.Jones).

3-9-TEN 11 (8:25) (Shotgun) D.Lewis left guard to TEN 17 for 6 yards (J.Collins Sr.).

Penalty on TEN-T.Lewan, Offensive Holding, declined.

4-3-TEN 17 (8:13) B.Kern punts 53 yards to NE 30, Center-B.Brinkley. M.Sanu Sr. to TEN 47 for 23 yards (K.Correa; K.Byard).

New England Patriots at 8:00

1-10-TEN 47 (8:00) S.Michel left tackle to TEN 36 for 11 yards (K.Byard).

R9

1-10-TEN 36 (7:23) E.Roberts reported in as eligible. T.Brady pass incomplete deep left to M.Sanu Sr. (K.Vaccaro).

2-10-TEN 36 (7:17) R.Burkhead left end to TEN 32 for 4 yards (W.Woodyard).

Timeout #1 by TEN at 06:33.

3-6-TEN 32 (6:33) (Shotgun) T.Brady pass short left to N.Harry to TEN 25 for 7 yards (K.Vaccaro, A.Hooker).

P10

1-10-TEN 25 (5:53) S.Michel right end to TEN 13 for 12 yards (L.Ryan, W.Woodyard).

R11

1-10-TEN 13 (5:12) (Shotgun) T.Brady pass short left to R.Burkhead to TEN 1 for 12 yards (K.Byard, R.Evans).

P12

1-1-TEN 1 (4:29) E.Roberts and M.Newhouse reported in as eligible. S.Michel left tackle to TEN 2 for -1 yards (R.Evans).

Timeout #1 by NE at 03:41.

2-2-TEN 2 (3:41) R.Burkhead left tackle to TEN 1 for 1 yard (D.Jones, R.Evans).

Timeout #2 by NE at 03:01.

3-1-TEN 1 (3:01) E.Roberts and M.Newhouse reported in as eligible. S.Michel left tackle to TEN 3 for -2 yards (R.Evans).

4-3-TEN 3 (2:18) N.Folk 21 yard field goal is GOOD, Center-J.Cardona, Holder-J.Bailey.

TEN 7 NE 13, 10 plays, 44 yards, 5:44 drive, 12:44 elapsed

J.Bailey kicks 65 yards from NE 35 to end zone, Touchback.

Tennessee Titans at 2:16

1-10-TEN 25 (2:16) D.Henry right tackle ran ob at NE 46 for 29 yards (D.Harmon).

R7

Two-Minute Warning

1-10-NE 46 (2:00) R.Tannehill pass incomplete deep right to J.Smith [J.Collins Sr.].

2-10-NE 46 (1:53) D.Henry left guard to NE 35 for 11 yards (J.Collins Sr.).

R8

1-10-NE 35 (1:21) (No Huddle) D.Henry right guard to NE 26 for 9 yards (J.Jones, J.Collins Sr.).

2-1-NE 26 (:53) (No Huddle) D.Henry left tackle to NE 23 for 3 yards (L.Guy, D.Shelton). NE-L.Guy was injured during the play.

R9

Timeout #2 by TEN at 00:47.

1-10-NE 23 (:47) R.Tannehill pass short left to D.Henry pushed ob at NE 1 for 22 yards (J.Jones).

P10

The Replay Official reviewed the runner was out of bounds ruling, and the play was Upheld. The ruling on the field stands.

1-1-NE 1 (:38) D.Henry up the middle for 1 yard, TOUCHDOWN.

R11

Tennessee Titans vs New England Patriots at Gillette Stadium
G.Joseph extra point is GOOD, Center-B.Brinkley, Holder-B.Kern.

TEN 14 NE 13, 7 plays, 75 yards, 1:41 drive, 14:25 elapsed

G.Joseph kicks 65 yards from TEN 35 to end zone, Touchback.

New England Patriots at 0:35

- 1-10-NE 25 (:35) (Shotgun) T.Brady pass short left to J.White to NE 34 for 9 yards (T.Brock, K.Vaccaro).
Timeout #3 by NE at 00:28.
- 2-1-NE 34 (:28) (Shotgun) T.Brady pass short left to B.Watson ran ob at NE 40 for 6 yards (T.Brock).
- 1-10-NE 40 (:23) (Shotgun) T.Brady pass incomplete short right to B.Watson.
- 2-10-NE 40 (:18) (Shotgun) T.Brady pass incomplete deep right to N.Harry.
- 3-10-NE 40 (:13) (Shotgun) T.Brady pass short left to J.White ran ob at NE 48 for 8 yards.
- 4-2-NE 48 (:06) (Shotgun) T.Brady pass incomplete deep right (A.Jackson).

END OF QUARTER

| | Score | Time Poss | First Downs | | | | Efficiencies | |
|----------------------|-------|--------------|-------------|---|---|---|--------------|--------|
| | | | R | P | X | T | 3 Down | 4 Down |
| Tennessee Titans | 14 | 4:29 | 4 | 1 | 0 | 5 | 0/2 | 0/0 |
| New England Patriots | 13 | 10:31 | 3 | 4 | 0 | 7 | 2/5 | 0/1 |

Third Quarter

1/4/2020

Play By Play

TEN elects to Receive, and NE elects to defend the South goal.

J.Bailey kicks 60 yards from NE 35 to TEN 5. D.Jennings to TEN 27 for 22 yards (J.Williams, M.Slater).

Tennessee Titans at 15:00, (1st play from scrimmage 14:54)

- 1-10-TEN 27 (14:54) D.Henry right guard to TEN 30 for 3 yards (L.Guy).
- 2-7-TEN 30 (14:16) D.Henry left tackle to TEN 36 for 6 yards (D.Shelton).
- 3-1-TEN 36 (13:43) (No Huddle) D.Henry up the middle to TEN 41 for 5 yards (E.Roberts, J.Simon).
- 1-10-TEN 41 (13:05) (No Huddle) R.Tannehill pass short right to M.Pruitt to TEN 41 for no gain (D.Hightower) [L.Guy].
- 2-10-TEN 41 (12:19) (No Huddle) D.Henry left tackle to TEN 43 for 2 yards (A.Butler, J.Jones).
- 3-8-TEN 43 (11:35) (Shotgun) R.Tannehill pass incomplete deep right to A.Firkser.
- 4-8-TEN 43 (11:30) B.Kern punts 44 yards to NE 13, Center-B.Brinkley, fair catch by M.Sanu Sr..

R12

New England Patriots at 11:23

- 1-10-NE 13 (11:23) S.Michel right guard to NE 16 for 3 yards (D.Long).
- 2-7-NE 16 (10:47) J.Edelman left end pushed ob at NE 23 for 7 yards (K.Byard).
- 1-10-NE 23 (10:05) T.Brady pass short right to N.Harry to NE 37 for 14 yards (R.Evans).
- 1-10-NE 37 (9:24) T.Brady pass incomplete short left to N.Harry.
- 2-10-NE 37 (9:19) E.Roberts reported in as eligible. T.Brady pass incomplete short left to J.Edelman.
- 3-10-NE 37 (9:14) (Shotgun) T.Brady pass deep middle to B.Watson to TEN 25 for 38 yards (L.Ryan).
- PENALTY on NE-S.Mason, Ineligible Downfield Pass, 5 yards, enforced at NE 37 - No Play.
- 3-15-NE 32 (8:40) (Shotgun) T.Brady pass short left to J.White to NE 28 for -4 yards (D.Roberson).
- 4-19-NE 28 (8:09) J.Bailey punts 29 yards to TEN 43, Center-J.Cardona, out of bounds.

R14

P15

Tennessee Titans at 8:02

- 1-10-TEN 43 (8:02) D.Henry left tackle to TEN 40 for -3 yards (D.Hightower).
- 2-13-TEN 40 (7:19) (Shotgun) R.Tannehill pass incomplete deep middle to T.Sharpe.
- PENALTY on NE-J.Jones, Defensive Pass Interference, 18 yards, enforced at TEN 40 - No Play.
- 1-10-NE 42 (7:13) D.Henry right guard to NE 38 for 4 yards (J.Simon, D.Shelton).
- 2-6-NE 38 (6:35) R.Tannehill sacked at NE 44 for -6 yards (K.Van Noy). FUMBLES (K.Van Noy), and recovers at NE 43. R.Tannehill to NE 43 for no gain (J.Simon).
- 3-11-NE 43 (5:50) (Shotgun) R.Tannehill pass incomplete deep right to C.Davis (J.Jackson).
- 4-11-NE 43 (5:41) B.Kern punts 36 yards to NE 7, Center-B.Brinkley, downed by TEN-W.Woodyard.

X13

New England Patriots at 5:31

- 1-10-NE 7 (5:31) N.Harry right end pushed ob at NE 14 for 7 yards (K.Correa).
- 2-3-NE 14 (5:01) S.Michel right tackle to NE 15 for 1 yard (J.Casey).
- 3-2-NE 15 (4:17) (Shotgun) T.Brady pass deep left to J.Edelman to NE 35 for 20 yards (L.Ryan).
- 1-10-NE 35 (3:33) S.Michel right tackle to NE 39 for 4 yards (A.Johnson, W.Woodyard).
- 2-6-NE 39 (2:52) (Shotgun) T.Brady pass incomplete short middle to M.Sanu Sr. (H.Landry).
- 3-6-NE 39 (2:49) (Shotgun) T.Brady pass incomplete short right to N.Harry (A.Jackson).
- 4-6-NE 39 (2:40) J.Bailey punts 61 yards to end zone, Center-J.Cardona, Touchback.

P16

Tennessee Titans at 2:30

- 1-10-TEN 20 (2:30) D.Henry right tackle to TEN 25 for 5 yards (J.Simon).
- 2-5-TEN 25 (1:55) D.Henry left tackle to TEN 29 for 4 yards (J.Bentley, D.McCourty).
- 3-1-TEN 29 (1:13) R.Tannehill up the middle to TEN 32 for 3 yards (D.Hightower).
- 1-10-TEN 32 (:34) D.Henry left tackle to TEN 32 for no gain (D.Hightower).

R14

END OF QUARTER

| | Score | Time Poss | First Downs | | | | Efficiencies | |
|----------------------|-------|-----------|-------------|---|---|---|--------------|--------|
| | | | R | P | X | T | 3 Down | 4 Down |
| Tennessee Titans | 14 | 8:38 | 2 | 0 | 1 | 3 | 2/4 | 0/0 |
| New England Patriots | 13 | 6:22 | 1 | 2 | 0 | 3 | 1/3 | 0/0 |

Tennessee Titans continued.

2-10-TEN 32 (15:00) (Shotgun) R.Tannehill pass deep right intended for C.Davis INTERCEPTED by D.Harmon at NE 41. D.Harmon ran ob at NE 41 for no gain. NE 21-Harmon 4th career postseason Int, ties Law for 3rd in franchise history.

New England Patriots at 14:52

1-10-NE 41 (14:52) T.Brady pass incomplete deep middle to P.Dorsett II (T.Brock) [H.Landry].

2-10-NE 41 (14:45) (Shotgun) T.Brady pass short left to J.White to NE 47 for 6 yards (D.Long).
PENALTY on TEN-L.Ryan, Defensive Holding, 5 yards, enforced at NE 41 - No Play. X17

1-10-NE 46 (14:15) E.Roberts reported in as eligible. T.Brady pass short middle to J.Edelman to 50 for 4 yards (R.Evans).

2-6-50 (13:37) S.Michel up the middle to TEN 47 for 3 yards (J.Casey).

3-3-TEN 47 (12:58) (Shotgun) T.Brady pass incomplete short left to P.Dorsett II [D.Jones].

4-3-TEN 47 (12:52) J.Bailey punts 47 yards to end zone, Center-J.Cardona, Touchback.

Tennessee Titans at 12:45

1-10-TEN 20 (12:45) D.Henry right tackle to TEN 22 for 2 yards (D.Hightower).

2-8-TEN 22 (12:11) D.Henry left guard to TEN 25 for 3 yards (D.Hightower, A.Butler).

3-5-TEN 25 (11:29) (Shotgun) R.Tannehill pass short left to D.Lewis to TEN 33 for 8 yards (S.Gilmore) [D.Hightower]. NE-S.Gilmore was injured during the play. TEN-D.Lewis was injured during the play. P15

1-10-TEN 33 (10:53) D.Henry left tackle to TEN 37 for 4 yards (D.Shelton, J.Bentley).

2-6-TEN 37 (10:13) D.Henry left end to TEN 41 for 4 yards (D.McCourty).

3-2-TEN 41 (9:29) (Shotgun) R.Tannehill left end to TEN 44 for 3 yards (D.McCourty). R16

1-10-TEN 44 (8:52) D.Henry right end to NE 41 for 15 yards (J.Jackson). R17

1-10-NE 41 (8:06) D.Lewis left guard to NE 39 for 2 yards (D.Shelton, K.Van Noy).

2-8-NE 39 (7:20) (Shotgun) R.Tannehill scrambles right end ran ob at NE 34 for 5 yards (D.McCourty).

3-3-NE 34 (6:39) (Shotgun) R.Tannehill FUMBLES (Aborted) at NE 39, recovered by TEN-D.Henry at NE 36. D.Henry to NE 36 for no gain (K.Van Noy).

4-5-NE 36 (5:52) (Punt formation) PENALTY on TEN, Delay of Game, 5 yards, enforced at NE 36 - No Play.

4-10-NE 41 (5:29) (Punt formation) PENALTY on TEN-W.Woodyard, False Start, 5 yards, enforced at NE 41 - No Play.

4-15-NE 46 (5:14) (Punt formation) PENALTY on NE-J.Bethel, Neutral Zone Infraction, 5 yards, enforced at NE 46 - No Play.

4-10-NE 41 (4:51) B.Kern punts 30 yards to NE 11, Center-B.Brinkley, out of bounds.

New England Patriots at 4:44

1-10-NE 11 (4:44) (Shotgun) T.Brady pass short middle to J.White to NE 31 for 20 yards (W.Woodyard). P18

1-10-NE 31 (4:03) (Shotgun) T.Brady pass short left to P.Dorsett II to NE 37 for 6 yards (T.Brock).

2-4-NE 37 (3:26) T.Brady pass incomplete short left to J.Edelman.

3-4-NE 37 (3:22) (Shotgun) T.Brady pass incomplete short right to P.Dorsett II.

4-4-NE 37 (3:17) J.Bailey punts 50 yards to TEN 13, Center-J.Cardona, fair catch by R.Davis.

Tennessee Titans at 3:10

1-10-TEN 13 (3:10) D.Henry up the middle to TEN 15 for 2 yards (K.Van Noy).
Timeout #1 by NE at 03:04.

2-8-TEN 15 (3:04) (Shotgun) R.Tannehill pass short right to C.Davis pushed ob at TEN 23 for 8 yards (J.Jones).
PENALTY on TEN, Illegal Formation, 5 yards, enforced at TEN 15 - No Play.

2-13-TEN 10 (2:59) D.Henry right guard to TEN 15 for 5 yards (J.Bentley).
Timeout #2 by NE at 02:54.

3-8-TEN 15 (2:54) (Shotgun) R.Tannehill pass short left to A.Firkser to TEN 26 for 11 yards (T.Brooks). P18
Timeout #1 by TEN at 02:08.

1-10-TEN 26 (2:08) D.Henry right tackle to TEN 37 for 11 yards (D.Harmon). R19

Two-Minute Warning

1-10-TEN 37 (2:00) D.Henry left guard to TEN 38 for 1 yard (A.Butler, E.Roberts).

2-9-TEN 38 (1:16) D.Henry right guard to TEN 38 for no gain (D.Wise Jr.; J.Bentley).
Timeout #3 by NE at 01:11.

3-9-TEN 38 (1:11) D.Henry right end to TEN 41 for 3 yards (J.Bentley).
Timeout #2 by TEN at 00:25.

4-6-TEN 41 (:25) B.Kern punts 58 yards to NE 1, Center-B.Brinkley, downed by TEN-D.Cruikshank.

New England Patriots at 0:15

1-10-NE 1 (:15) (Shotgun) T.Brady pass short right intended for M.Sanu Sr. INTERCEPTED by L.Ryan (T.Brock) at NE 9. L.Ryan for 9 yards,

Tennessee Titans vs New England Patriots at Gillette Stadium

TOUCHDOWN.
Timeout #3 by TEN at 00:09.

Tennessee Titans at 0:09

TEN 71-Kelly eligible TWO-POINT CONVERSION ATTEMPT. D.Henry rushes left guard. ATTEMPT FAILS.

TEN 20 NE 13, 0 plays, 9 yards, 0:00 drive , 14:51 elapsed

G.Joseph kicks 52 yards from TEN 35 to NE 13. J.Edelman MUFFS catch, and recovers at NE 13. J.Edelman to NE 24 for 11 yards (K.Blasingame). FUMBLES (K.Blasingame), recovered by NE-J.White at NE 23. J.White to NE 23 for no gain. FUMBLES, touched at NE 8, RECOVERED by TEN-J.Kalu at NE 4. J.Kalu to NE 4 for no gain (R.Burkhead).
END OF QUARTER

| | Score | Time Poss | First Downs | | | | Efficiencies | |
|----------------------|-------|--------------|-------------|---|---|---|--------------|--------|
| | | | R | P | X | T | 3 Down | 4 Down |
| Tennessee Titans | 20 | 11:04 | 3 | 2 | 0 | 5 | 3/5 | 0/0 |
| New England Patriots | 13 | 3:56 | 0 | 1 | 1 | 2 | 0/2 | 0/0 |

Miscellaneous Statistics Report

Tennessee Titans vs New England Patriots

1/4/2020 at Gillette Stadium

Ten Longest Plays for Tennessee Titans

| Yards | Qtr | Play Start | Play Description |
|-------|-----|-------------|--|
| 29 | 2 | 1-10-TEN 25 | (2:16) D.Henry right tackle ran ob at NE 46 for 29 yards (D.Harmon). |
| 22 | 2 | 1-10-NE 23 | (:47) R.Tannehill pass short left to D.Henry pushed ob at NE 1 for 22 yards (J.Jones). The Replay Official reviewed the runner was out of bounds ruling, and the play was Upheld. The ruling on the field stands. |
| 15 | 4 | 1-10-TEN 44 | (8:52) D.Henry right end to NE 41 for 15 yards (J.Jackson). |
| 12 | 1 | 3-10-NE 12 | (5:44) (Shotgun) R.Tannehill pass short middle to A.Firkser for 12 yards, TOUCHDOWN. |
| 11 | 2 | 2-10-NE 46 | (1:53) D.Henry left guard to NE 35 for 11 yards (J.Collins Sr.). |
| 11 | 4 | 3-8-TEN 15 | (2:54) (Shotgun) R.Tannehill pass short left to A.Firkser to TEN 26 for 11 yards (T.Brooks). |
| 11 | 4 | 1-10-TEN 26 | (2:08) D.Henry right tackle to TEN 37 for 11 yards (D.Harmon). |
| 10 | 1 | 1-10-NE 48 | (10:05) D.Henry left end to NE 38 for 10 yards (D.Wise Jr.). |
| 9 | 1 | 1-10-TEN 25 | (12:37) R.Tannehill pass short right to J.Smith to TEN 34 for 9 yards (P.Chung; D.Hightower). |
| 9 | 1 | 1-10-NE 38 | (9:24) D.Henry right tackle to NE 29 for 9 yards (D.Hightower). |

Ten Longest Plays for New England Patriots

| Yards | Qtr | Play Start | Play Description |
|-------|-----|-------------|--|
| 29 | 1 | 1-10-NE 46 | (14:17) (Shotgun) T.Brady pass short left to J.White to TEN 25 for 29 yards (T.Brock). |
| 25 | 1 | 1-10-NE 35 | (4:16) E.Roberts reported in as eligible. S.Michel left guard ran ob at TEN 40 for 25 yards (K.Byard). |
| 21 | 1 | 3-10-NE 25 | (14:51) (Shotgun) T.Brady pass deep left to B.Watson to NE 46 for 21 yards (J.Brown). TEN-J.Brown was injured during the |
| 20 | 3 | 3-2-NE 15 | (4:17) (Shotgun) T.Brady pass deep left to J.Edelman to NE 35 for 20 yards (L.Ryan). |
| 20 | 4 | 1-10-NE 11 | (4:44) (Shotgun) T.Brady pass short middle to J.White to NE 31 for 20 yards (W.Woodyard). |
| 14 | 1 | 3-2-TEN 21 | (1:07) (Shotgun) J.White left end pushed ob at TEN 7 for 14 yards (K.Byard). |
| 14 | 3 | 1-10-NE 23 | (10:05) T.Brady pass short right to N.Harry to NE 37 for 14 yards (R.Evans). |
| 12 | 2 | 1-10-TEN 25 | (5:53) S.Michel right end to TEN 13 for 12 yards (L.Ryan, W.Woodyard). |
| 12 | 2 | 1-10-TEN 13 | (5:12) (Shotgun) T.Brady pass short left to R.Burkhead to TEN 1 for 12 yards (K.Byard, R.Evans). |
| 11 | 1 | 2-11-NE 24 | (5:00) (Shotgun) T.Brady pass short middle to M.Sanu Sr. to NE 35 for 11 yards (J.Brown). |

Touchdown Scoring Information

| | | Offense | Defense | Special Teams |
|---------|----------------------|---------|---------|---------------|
| VISITOR | Tennessee Titans | 2 | 1 | 0 |
| HOME | New England Patriots | 1 | 0 | 0 |

Player Scoring Information

| Club | Player | TD | Rush TD | Rec TD | KO TD | Punt TD | Int TD | Fum TD | Misc TD | FG | XP | 2Pt Rush | 2Pt Rec | Sfty | Points |
|------|-----------|----|---------|--------|-------|---------|--------|--------|---------|----|----|----------|---------|------|--------|
| TEN | D.Henry | 0 | 1 | 0 | 0 | 0 | 0 | 0 | 0 | 0 | 0 | 0 | 0 | 0 | 6 |
| TEN | A.Firkser | 0 | 0 | 1 | 0 | 0 | 0 | 0 | 0 | 0 | 0 | 0 | 0 | 0 | 6 |
| TEN | L.Ryan | 0 | 0 | 0 | 0 | 0 | 1 | 0 | 0 | 0 | 0 | 0 | 0 | 0 | 6 |
| TEN | G.Joseph | 0 | 0 | 0 | 0 | 0 | 0 | 0 | 0 | 0 | 2 | 0 | 0 | 0 | 2 |
| NE | N.Folk | 0 | 0 | 0 | 0 | 0 | 0 | 0 | 0 | 2 | 1 | 0 | 0 | 0 | 7 |
| NE | J.Edelman | 0 | 1 | 0 | 0 | 0 | 0 | 0 | 0 | 0 | 0 | 0 | 0 | 0 | 6 |

Possession Detail

| | First Half | | Second Half | | Game | |
|-----------------------------|------------|------|-------------|-------|---------|-------|
| | Visitor | Home | Visitor | Home | Visitor | Home |
| Largest Lead | 4 | 6 | 7 | 0 | 7 | 6 |
| Drives Leading | 0 | 2 | 5 | 0 | 5 | 2 |
| Time of Possession Leading | 0:00 | 9:53 | 19:42 | 0:00 | 19:42 | 9:53 |
| Largest Deficit | -6 | -4 | 0 | -7 | -6 | -7 |
| Drives Trailing | 4 | 2 | 0 | 6 | 4 | 8 |
| Time of Possession Trailing | 11:27 | 6:17 | 0:00 | 10:18 | 11:27 | 16:35 |
| Times Score Tied Up | | 0 | | 0 | | 0 |
| Lead Changes | | 4 | | 0 | | 4 |

Playtime Percentage

Percent of playtime per player on offense, defense and special teams

| Tennessee Titans | | | | | | New England Patriots | | | | | |
|------------------|----|---------|---------|---------------|-----|----------------------|----|---------|---------|---------------|-----|
| | | Offense | Defense | Special Teams | | | | Offense | Defense | Special Teams | |
| R Saffold | G | 62 100% | | 2 | 7% | M Cannon | T | 61 100% | | 3 | 11% |
| N Davis | G | 62 100% | | 2 | 7% | J Thuney | G | 61 100% | | 3 | 11% |
| J Conklin | T | 62 100% | | 2 | 7% | S Mason | G | 61 100% | | 3 | 11% |
| T Lewan | T | 62 100% | | 2 | 7% | T Karras | C | 61 100% | | 3 | 11% |
| B Jones | C | 62 100% | | | | I Wynn | T | 61 100% | | | |
| R Tannehill | QB | 61 98% | | | | T Brady | QB | 61 100% | | | |
| A Brown | WR | 60 97% | | | | J Edelman | WR | 54 89% | | 2 | 7% |
| J Smith | TE | 54 87% | | 4 | 15% | M Sanu | WR | 45 74% | | 9 | 33% |
| C Davis | WR | 50 81% | | | | N Harry | WR | 41 67% | | | |
| D Henry | RB | 50 81% | | | | M LaCosse | TE | 33 54% | | 5 | 19% |
| M Pruitt | TE | 38 61% | | 8 | 30% | J White | RB | 29 48% | | 4 | 15% |
| T Sharpe | WR | 18 29% | | | | P Dorsett | WR | 27 44% | | 1 | 4% |
| A Firkser | TE | 14 23% | | 4 | 15% | B Watson | TE | 27 44% | | | |
| K Blasingame | FB | 12 19% | | 18 | 67% | S Michel | RB | 23 38% | | 4 | 15% |
| D Lewis | RB | 11 18% | | | | E Roberts | LB | 12 20% | 17 27% | 5 | 19% |
| D Kelly | T | 3 5% | | 2 | 7% | R Burkhead | RB | 11 18% | | 22 | 81% |
| M Mariota | QB | 1 2% | | | | M Newhouse | T | 3 5% | | 3 | 11% |
| K Byard | FS | | 61 100% | 9 | 33% | D McCourty | FS | | 62 100% | 7 | 26% |
| K Vaccaro | SS | | 61 100% | 4 | 15% | K Van Noy | LB | | 62 100% | 5 | 19% |
| L Ryan | CB | | 61 100% | | | D Hightower | LB | | 60 97% | 7 | 26% |
| H Landry | LB | | 60 98% | 3 | 11% | J Jackson | CB | | 57 92% | 9 | 33% |
| A Jackson | CB | | 58 95% | | | S Gilmore | CB | | 55 89% | 5 | 19% |
| R Evans | LB | | 50 82% | | | J Simon | DE | | 53 85% | 4 | 15% |
| J Casey | DT | | 48 79% | | | L Guy | DT | | 49 79% | 9 | 33% |
| T Brock | CB | | 45 74% | | | D Shelton | DT | | 48 77% | 2 | 7% |
| K Correa | LB | | 44 72% | 12 | 44% | D Harmon | SS | | 45 73% | 5 | 19% |
| D Jones | NT | | 35 57% | 6 | 22% | D Wise | DE | | 39 63% | | |
| J Simmons | DT | | 28 46% | 6 | 22% | J Jones | CB | | 36 58% | | |
| W Woodyard | LB | | 27 44% | 13 | 48% | J Collins | LB | | 33 53% | 9 | 33% |
| D Long | LB | | 24 39% | 13 | 48% | A Butler | DT | | 19 31% | 11 | 41% |
| A Johnson | NT | | 17 28% | 8 | 30% | J Bentley | LB | | 19 31% | 9 | 33% |
| A Hooker | FS | | 16 26% | 25 | 93% | P Chung | SS | | 13 21% | 1 | 4% |
| D Roberson | LB | | 12 20% | 9 | 33% | T Brooks | SS | | 6 10% | 1 | 4% |
| J Brown | LB | | 10 16% | | | J Williams | CB | | 5 8% | 12 | 44% |
| M Dickerson | DT | | 6 10% | 6 | 22% | C Winovich | DE | | 2 3% | 17 | 63% |
| D Cruikshank | SS | | 4 7% | 25 | 93% | S Calhoun | LB | | 2 3% | 1 | 4% |
| T Smith | CB | | 4 7% | 17 | 63% | B Bolden | RB | | | 24 | 89% |
| D Bates | LB | | | 25 | 93% | N Ebner | FS | | | 24 | 89% |
| J Kalu | CB | | | 16 | 59% | M Slater | WR | | | 21 | 78% |
| B Kern | P | | | 11 | 41% | J Bethel | CB | | | 20 | 74% |
| L Sims | CB | | | 11 | 41% | J Bailey | P | | | 12 | 44% |
| B Brinkley | LS | | | 11 | 41% | J Cardona | LS | | | 8 | 30% |
| D Jennings | WR | | | 10 | 37% | N Folk | K | | | 3 | 11% |
| G Joseph | K | | | 6 | 22% | J Ferentz | C | | | 3 | 11% |
| R Davis | WR | | | 5 | 19% | | | | | | |
| J Douglas | G | | | 2 | 7% | | | | | | |

TITANS BEAT RAVENS 28-12, ADVANCE TO AFC CHAMPIONSHIP GAME

BY JIM WYATT
TITANS ONLINE
JANUARY 12, 2020

BALTIMORE – In the “Charm City,” the Titans’ plan worked like a charm.

And they moved one step closer to playing for the crown jewel.

A big underdog playing on the road against the No.1 seeded Ravens, the Titans took the fight to the Ravens here on Saturday night and walked out of M&T Bank Stadium with a swagger, and a 28-12 win.

With the victory, the Titans advanced into the AFC Championship Game for the first time since the 2002 season. They’ll face the winner of Sunday’s Kansas City-Houston game on the road next Sunday for the chance to play for the Vince Lombardi Trophy.

Saturday night’s victory served as some payback for previous playoff losses to the Ravens. At the end of the 2000 and 2008 seasons, the top-seeded Titans were knocked out of the playoffs by the Ravens.

But in this year’s postseason, the Ravens are nevermore. Their season ends after a 14-2 season when they had an NFL-high 12 players voted to the Pro Bowl. They’d won 12 straight games before Saturday’s loss to the Titans.

The Titans took control of this one early.

Quarterback Ryan Tannehill threw two touchdown passes, and he also ran for one, in a game the Titans led 14-0 early.

Running back Derrick Henry ran for 190 yards on 30 carries – and he threw a touchdown pass.

Henry became the first player in NFL history to post three straight 180-yard games.

During their fast start, the Titans made some big plays early on offense, and defense. And it continued all night.

First, safety Kevin Byard intercepted Ravens quarterback Lamar Jackson on a tipped pass that ended up in Byard’s hands. After a 31-yard return, and with penalty yards added to it, the Titans took over at the Baltimore 35.

A quick drive had the Titans in position for an early score, but facing a third-and goal from the Baltimore 12, things didn’t look so good. But that’s when Titans tight end Jonnu Smith went up and made a remarkable juggling catch in the corner of the end zone to give the Titans a 7-0 lead. Smith’s touchdown capped off an eight-play, 35-yard drive orchestrated by Tannehill.

The Titans led 7-0 at the end of the first quarter. It was a good sign early, considering the Ravens outscored their opponents 128-31 in the first quarter during the regular season.

The Titans delivered another one-two punch at the start of the second quarter. First came a defensive stop on 4th and 1, when the defense stopped Jackson short of the yard to gain. Rookie David Long got Jackson by the ankles, and the quarterback was then swarmed by Titans defenders.

On the ensuing play, Tannehill connected with Kalif Raymond on a 45-yard touchdown pass, and it was suddenly 14-0. The play caused an eruption on the Tennessee sideline, and had Ravens fans at M&T Bank Stadium quiet, and shocked.

The Ravens got on the scoreboard with 5:52 remaining in the first half on a 49-yard field by Justin Tucker, who added a 22-yard field goal on the final play of half to make it 14-6 at intermission.

A big swing happened midway through the third quarter, once again with both sides of the ball stepping up.

With the Ravens with a 4th and 1 at the Tennessee 18-yard line, the Titans stuffed them. Linebacker Harold Landry was credited with the stop on a play when the Titans swarmed Jackson.

The Titans then produced a touchdown in an improbable way – a three-yard jump pass from running back Derrick Henry to receiver Corey Davis. Henry took the snap on the play, and found Davis breaking free in the back of the end zone. The touchdown was set up by a 66-yard run by Henry, and the score capped a six-play, 81-yard drive.

Then came another one-two punch, with the defense setting the table for the offense. Jurrell Casey sacked Jackson, and he stripped the ball from his grasp in the process. Defensive lineman Jeffery Simmons jumped on the loose ball, and the Titans were in business.

Before long, they were back in the end zone on a one-yard touchdown run by Tannehill, which made it 28-6 with 4:16 left in the third quarter.

The Ravens cut the lead to 28-12 on a 15-yard touchdown pass from Jackson to tight end Hayden Hurst with 11:04 left in the game.

But the Titans refused to be denied, as they put the game away down the stretch. Casey had two sacks in the game, and the Titans made tough on Jackson, the favorite to win the NFL’s MVP trophy, all night.

The Titans beat the defending Super Bowl champion New England Patriots to advance to last night’s AFC Divisional Round.

###

National Football League Game Summary

NFL Copyright © 2019 by The National Football League. All rights reserved. This summary and play-by-play is for the express purpose of assisting media in their coverage of the game; any other use of this material is prohibited without the written permission of the National Football League. Updated: 1/12/2020

Date: Saturday, 1/11/2020 Tennessee Titans at Baltimore Ravens Start Time: 8:15 PM EST
at M&T Bank Stadium, Baltimore, MD

Game Day Weather
Game Weather: Cloudy Temp: 69° F (20.6° C) Humidity: 70%, Wind: South 12 mph
Played Outdoor on Turf: Natural Grass Outdoor Weather: Cloudy, Wind Chill: n/a

Officials
Referee: Vinovich, Bill (52) Umpire: Anderson, Barry (20) Down Judge: Payne, Kent (79)
Line Judge: Seeman, Jeff (45) Field Judge: Jeffries, Anthony (36) Side Judge: Hall, Eugene (103)
Back Judge: Steed, Gregory (12) Replay Official: Chase, Michael (0)

| Tennessee Titans | | | | Baltimore Ravens | | | |
|------------------|-------------|---------|-----------|------------------|-------------|---------|--------------|
| Offense | | Defense | | Offense | | Defense | |
| WR 84 | C.Davis | NT 90 | D.Jones | WR 15 | M.Brown | DT 98 | B.Williams |
| TE 81 | J.Smith | DT 99 | J.Casey | WR 83 | W.Snead IV | NT 97 | M.Pierce |
| LT 77 | T.Lewan | OLB 44 | K.Correa | LT 79 | R.Stanley | DE 93 | C.Wormley |
| LG 76 | R.Saffold | ILB 54 | R.Evans | LG 77 | B.Bozeman | RUSH 45 | J.Ferguson |
| C 60 | B.Jones | ILB 51 | D.Long | OC 65 | P.Mekari | WLB 58 | L.Fort |
| RG 64 | N.Davis | OLB 58 | H.Landry | RG 73 | M.Yanda | SAM 99 | M.Judon |
| RT 78 | J.Conklin | CB 26 | L.Ryan | RT 78 | O.Brown Jr. | LCB 44 | M.Humphrey |
| TE 85 | M.Pruitt | CB 35 | T.Brock | TE 81 | H.Hurst | RCB 24 | M.Peters |
| WR 11 | A.Brown | SS 24 | K.Vaccaro | TE 86 | N.Boyle | DB 36 | C.Clark |
| QB 17 | R.Tannehill | FS 31 | K.Byard | QB 8 | L.Jackson | SS 29 | E.Thomas III |
| RB 22 | D.Henry | CB 25 | A.Jackson | RB 21 | M.Ingram II | FS 39 | B.Carr |

Substitutions Substitutions
P 6 B.Kern, K 7 G.Joseph, QB 8 M.Mariota, WR 14 K.Raymond, WR 15 D.Jennings, WR 19 T.Sharpe, CB 23 T.Smith, DB 29 D.Cruikshank, RB 33 D.Lewis, CB 36 L.Sims, DB 37 A.Hooker, FB/RB 41 K.Blasingame, DB 46 J.Kalu, LS 48 B.Brinkley, OLB 50 D.Roberson, LB 53 D.Bates, LB 59 W.Woodyard, T/G 71 D.Kelly, G 75 J.Douglas, TE 86 A.Firkser, DE 92 M.Dickerson, OLB 93 R.Gilbert, DL 94 A.Johnson, DL 98 J.Simmons
P 4 S.Koch, K 9 J.Tucker, WR/RS 10 C.Moore, WR 11 S.Roberts, WR/RS 16 D.Thomas, CB 22 J.Smith, DB 31 B.Trawick, RB 35 G.Edwards, DB/LB 41 A.Levine Sr., FB/DL 42 P.Ricard, RB 43 J.Hill, LS 46 M.Cox, ILB 48 P.Onwuasor, ILB 49 C.Board, DE 53 J.Ward, OLB 54 T.Bowser, ILB 57 J.Bynes, DT 71 J.Ellis, G/T 74 J.Hurst, WR 80 M.Boykin, TE 89 M.Andrews, DT 96 D.Peko

Did Not Play Did Not Play
QB 3 R.Griffin III, C 63 H.Grasu
Not Active Not Active
WR 10 A.Humphries, WR 12 R.Davis, WR 16 C.Hollister, LB 55 J.Brown, G/T 66 K.Pamphile, DT 96 J.Ivie, DT 97 I.Mack
QB 7 T.McSorley, WR 12 J.Scott, DB 28 J.Richards, CB 34 A.Averett, CB 37 I.Marshall, G 72 B.Powers, T 76 A.Smith

| Field Goals (made () & missed) | | | | | | | |
|---------------------------------|------------------|----------|---|-----------|---|----|-------|
| | | J.Tucker | | (49) (22) | | | |
| | | 1 | 2 | 3 | 4 | OT | Total |
| VISITOR: | Tennessee Titans | 7 | 7 | 14 | 0 | 0 | 28 |
| HOME: | Baltimore Ravens | 0 | 6 | 0 | 6 | 0 | 12 |

| Scoring Plays | | | | | | | |
|-------------------------|-----|-------|---|--|--|------------|------|
| Team | Qtr | Time | Play Description (Extra Point) (Drive Info) | | | Visitor | Home |
| Titans | 1 | 3:36 | J.Smith 12 yd. pass from R.Tannehill (G.Joseph kick) (8-35, 4:13) | | | 7 | 0 |
| Titans | 2 | 14:45 | K.Raymond 45 yd. pass from R.Tannehill (G.Joseph kick) (1-45, 0:08) | | | 14 | 0 |
| Ravens | 2 | 5:52 | J.Tucker 49 yd. Field Goal (12-59, 5:21) | | | 14 | 3 |
| Ravens | 2 | 0:00 | J.Tucker 22 yd. Field Goal (14-91, 2:32) | | | 14 | 6 |
| Titans | 3 | 6:54 | C.Davis 3 yd. pass from D.Henry (G.Joseph kick) (6-81, 3:01) | | | 21 | 6 |
| Titans | 3 | 4:16 | R.Tannehill 1 yd. run (G.Joseph kick) (6-20, 2:28) | | | 28 | 6 |
| Ravens | 4 | 11:04 | H.Hurst 15 yd. pass from L.Jackson (pass failed) (10-88, 3:45) | | | 28 | 12 |
| Paid Attendance: 71,254 | | | | | | Time: 3:13 | |

Final Individual Statistics

Tennessee Titans

| RUSHING | ATT | YDS | AVG | LG | TD |
|-------------|-----|-----|-----|----|----|
| D.Henry | 30 | 195 | 6.5 | 66 | 0 |
| R.Tannehill | 6 | 13 | 2.2 | 9 | 1 |
| A.Brown | 1 | 9 | 9.0 | 9 | 0 |
| Total | 37 | 217 | 5.9 | 66 | 1 |

| PASSING | ATT | CMP | YDS | SK/YD | TD | LG | IN | RT |
|-------------|-----|-----|-----|-------|----|----|----|-------|
| R.Tannehill | 14 | 7 | 88 | 1/8 | 2 | 45 | 0 | 109.5 |
| D.Henry | 1 | 1 | 3 | 0/0 | 1 | 3 | 0 | 118.8 |
| Total | 15 | 8 | 91 | 1/8 | 3 | 45 | 0 | 111.4 |

| PASS RECEIVING | TAR | REC | YDS | AVG | LG | TD |
|----------------|-----|-----|-----|------|----|----|
| J.Smith | 3 | 2 | 12 | 6.0 | 12 | 1 |
| D.Henry | 2 | 2 | 7 | 3.5 | 8 | 0 |
| K.Raymond | 1 | 1 | 45 | 45.0 | 45 | 1 |
| M.Pruitt | 1 | 1 | 15 | 15.0 | 15 | 0 |
| A.Brown | 3 | 1 | 9 | 9.0 | 9 | 0 |
| C.Davis | 2 | 1 | 3 | 3.0 | 3 | 1 |
| T.Sharpe | 2 | 0 | 0 | 0.0 | 0 | 0 |
| D.Jennings | 1 | 0 | 0 | 0.0 | 0 | 0 |
| Total | 15 | 8 | 91 | 11.4 | 45 | 3 |

| INTERCEPTIONS | NO | YDS | AVG | LG | TD |
|---------------|----|-----|------|----|----|
| K.Byard | 1 | 31 | 31.0 | 31 | 0 |
| K.Vaccaro | 1 | 3 | 3.0 | 3 | 0 |
| Total | 2 | 34 | 17.0 | 31 | 0 |

| PUNTING | NO | YDS | AVG | NET | TB | IN20 | LG |
|---------|----|-----|------|------|----|------|----|
| B.Kern | 6 | 315 | 52.5 | 39.2 | 4 | 1 | 63 |
| Total | 6 | 315 | 52.5 | 39.2 | 4 | 1 | 63 |

| PUNT RETURNS | NO | YDS | AVG | FC | LG | TD |
|--------------|----|-----|-----|----|----|----|
| K.Raymond | 0 | 0 | 0.0 | 1 | 0 | 0 |
| Total | 0 | 0 | 0.0 | 1 | 0 | 0 |

| KICKOFF RETURNS | NO | YDS | AVG | FC | LG | TD |
|-----------------|----|-----|------|----|----|----|
| D.Jennings | 1 | 20 | 20.0 | 0 | 20 | 0 |
| K.Raymond | 1 | 7 | 7.0 | 0 | 7 | 0 |
| [TOUCHBACK] | 1 | 0 | 0.0 | 0 | 0 | 0 |
| Total | 2 | 27 | 13.5 | 0 | 20 | 0 |

Baltimore Ravens

| RUSHING | ATT | YDS | AVG | LG | TD |
|-------------|-----|-----|-----|----|----|
| L.Jackson | 20 | 143 | 7.2 | 30 | 0 |
| M.Ingram II | 6 | 22 | 3.7 | 7 | 0 |
| G.Edwards | 3 | 20 | 6.7 | 19 | 0 |
| Total | 29 | 185 | 6.4 | 30 | 0 |

| PASSING | ATT | CMP | YDS | SK/YD | TD | LG | IN | RT |
|-----------|-----|-----|-----|-------|----|----|----|------|
| L.Jackson | 59 | 31 | 365 | 4/20 | 1 | 38 | 2 | 63.2 |
| Total | 59 | 31 | 365 | 4/20 | 1 | 38 | 2 | 63.2 |

| PASS RECEIVING | TAR | REC | YDS | AVG | LG | TD |
|----------------|-----|-----|-----|------|----|----|
| M.Brown | 11 | 7 | 126 | 18.0 | 38 | 0 |
| W.Snead IV | 8 | 6 | 56 | 9.3 | 26 | 0 |
| H.Hurst | 6 | 4 | 53 | 13.3 | 18 | 1 |
| M.Andrews | 7 | 4 | 39 | 9.8 | 16 | 0 |
| J.Hill | 5 | 4 | 26 | 6.5 | 14 | 0 |
| M.Boykin | 7 | 3 | 26 | 8.7 | 13 | 0 |
| S.Roberts | 4 | 2 | 30 | 15.0 | 26 | 0 |
| M.Ingram II | 2 | 1 | 9 | 9.0 | 9 | 0 |
| N.Boyle | 2 | 0 | 0 | 0.0 | 0 | 0 |
| C.Moore | 1 | 0 | 0 | 0.0 | 0 | 0 |
| Total | 53 | 31 | 365 | 11.8 | 38 | 1 |

| INTERCEPTIONS | NO | YDS | AVG | LG | TD |
|---------------|----|-----|-----|----|----|
| Total | 0 | 0 | 0 | 0 | 0 |

| PUNTING | NO | YDS | AVG | NET | TB | IN20 | LG |
|---------|----|-----|------|------|----|------|----|
| S.Koch | 1 | 44 | 44.0 | 44.0 | 0 | 0 | 44 |
| Total | 1 | 44 | 44.0 | 44.0 | 0 | 0 | 44 |

| PUNT RETURNS | NO | YDS | AVG | FC | LG | TD |
|-----------------|----|-----|-----|----|----|----|
| [OUT OF BOUNDS] | 2 | 0 | 0.0 | 0 | 0 | 0 |
| [TOUCHBACK] | 4 | 0 | 0.0 | 0 | 0 | 0 |
| Total | 0 | 0 | 0.0 | 0 | 0 | 0 |

| KICKOFF RETURNS | NO | YDS | AVG | FC | LG | TD |
|-----------------|----|-----|------|----|----|----|
| D.Thomas | 3 | 71 | 23.7 | 0 | 27 | 0 |
| [TOUCHBACK] | 2 | 0 | 0.0 | 0 | 0 | 0 |
| Total | 3 | 71 | 23.7 | 0 | 27 | 0 |

Tennessee Titans

| FUMBLES | FUM | LOST | OWN-REC | YDS | TD | FORCED | OPP-REC | YDS | TD | OUT-BDS |
|-----------|-----|------|---------|-----|----|--------|---------|-----|----|---------|
| J.Casey | 0 | 0 | 0 | 0 | 0 | 1 | 0 | 0 | 0 | 0 |
| J.Simmons | 0 | 0 | 0 | 0 | 0 | 0 | 1 | 0 | 0 | 0 |
| Total | 0 | 0 | 0 | 0 | 0 | 1 | 1 | 0 | 0 | 0 |

Baltimore Ravens

| FUMBLES | FUM | LOST | OWN-REC | YDS | TD | FORCED | OPP-REC | YDS | TD | OUT-BDS |
|-----------|-----|------|---------|-----|----|--------|---------|-----|----|---------|
| L.Jackson | 1 | 1 | 0 | 0 | 0 | 0 | 0 | 0 | 0 | 0 |
| Total | 1 | 1 | 0 | 0 | 0 | 0 | 0 | 0 | 0 | 0 |

Final Team Statistics

| | Visitor Titans | Home Ravens |
|---|-------------------|----------------|
| TOTAL FIRST DOWNS | 15 | 29 |
| By Rushing | 9 | 10 |
| By Passing | 5 | 18 |
| By Penalty | 1 | 1 |
| THIRD DOWN EFFICIENCY | 7-13-54% | 11-18-61% |
| FOURTH DOWN EFFICIENCY | 0-0-0% | 0-4-0% |
| TOTAL NET YARDS | 300 | 530 |
| Total Offensive Plays (inc. times thrown passing) | 53 | 92 |
| Average gain per offensive play | 5.7 | 5.8 |
| NET YARDS RUSHING | 217 | 185 |
| Total Rushing Plays | 37 | 29 |
| Average gain per rushing play | 5.9 | 6.4 |
| Tackles for a loss-number and yards | 1-4 | 1-2 |
| NET YARDS PASSING | 83 | 345 |
| Times thrown - yards lost attempting to pass | 1-8 | 4-20 |
| Gross yards passing | 91 | 365 |
| PASS ATTEMPTS-COMPLETIONS-HAD INTERCEPTED | 15-8-0 | 59-31-2 |
| Avg gain per pass play (inc.# thrown passing) | 5.2 | 5.5 |
| KICKOFFS Number-In End Zone-Touchbacks | 5-3-2 | 3-2-1 |
| PUNTS Number and Average | 6-52.5 | 1-44.0 |
| Had Blocked | 0 | 0 |
| FGs - PATs Had Blocked | 0-0 | 0-0 |
| Net Punting Average | 39.2 | 44.0 |
| TOTAL RETURN YARDAGE (Not Including Kickoffs) | 34 | 0 |
| No. and Yards Punt Returns | 0-0 | 0-0 |
| No. and Yards Kickoff Returns | 2-27 | 3-71 |
| No. and Yards Interception Returns | 2-34 | 0-0 |
| PENALTIES Number and Yards | 5-20 | 7-56 |
| FUMBLES Number and Lost | 0-0 | 1-1 |
| TOUCHDOWNS | 4 | 1 |
| Rushing | 1 | 0 |
| Passing | 3 | 1 |
| EXTRA POINTS Made-Attempts | 4-4 | 0-1 |
| Kicking Made-Attempts | 4-4 | 0-0 |
| Passing Made-Attempts | 0-0 | 0-1 |
| FIELD GOALS Made-Attempts | 0-0 | 2-2 |
| RED ZONE EFFICIENCY | 3-3-100% | 1-4-25% |
| GOAL TO GO EFFICIENCY | 3-3-100% | 0-1-0% |
| SAFETIES | 0 | 0 |
| FINAL SCORE | 28 | 12 |
| TIME OF POSSESSION | 27:54 | 32:06 |

Ball Possession And Drive Chart

Tennessee Titans

| # | Time Recd | Time Lost | Time Poss | How Ball Obtained | Drive Began | # Play | Yds Gain | Yds Pen | Net Yds | 1st Down | Last Scrm | How Given Up |
|----|-----------|-----------|-----------|-------------------|-------------|--------|----------|---------|---------|----------|-----------|--------------|
| 1 | 15:00 | 11:42 | 3:18 | Kickoff | TEN 25 | 5 | 20 | -5 | 15 | 1 | TEN 40 | Punt |
| 2 | 7:49 | 3:36 | 4:13 | Interception | BLT 35 | 8 | 29 | 6 | 35 | 4 | * BLT 12 | Touchdown |
| 3 | 14:53 | 14:45 | 0:08 | Downs | BLT 45 | 1 | 45 | 0 | 45 | 1 | BLT 45 | Touchdown |
| 4 | 13:33 | 11:13 | 2:20 | Punt | TEN 28 | 5 | 9 | 0 | 9 | 1 | TEN 37 | Punt |
| 5 | 5:52 | 2:32 | 3:20 | Kickoff | TEN 19 | 5 | 36 | -5 | 31 | 1 | 50 | Punt |
| 6 | 9:55 | 6:54 | 3:01 | Downs | TEN 19 | 6 | 81 | 0 | 81 | 2 | * BLT 03 | Touchdown |
| 7 | 6:44 | 4:16 | 2:28 | Fumble | BLT 20 | 6 | 20 | 0 | 20 | 2 | * BLT 01 | Touchdown |
| 8 | 1:45 | 14:49 | 1:56 | Interception | TEN 27 | 4 | 29 | 0 | 29 | 1 | BLT 44 | Punt |
| 9 | 11:04 | 6:25 | 4:39 | Kickoff | TEN 17 | 8 | 28 | 0 | 28 | 2 | TEN 45 | Punt |
| 10 | 4:27 | 2:45 | 1:42 | Downs | TEN 16 | 3 | 5 | 0 | 5 | 0 | TEN 21 | Punt |
| 11 | 0:49 | 0:00 | 0:49 | Downs | TEN 22 | 2 | -2 | 0 | -2 | 0 | TEN 21 | End of Game |

(373) Average TEN 34

Baltimore Ravens

| # | Time Recd | Time Lost | Time Poss | How Ball Obtained | Drive Began | # Play | Yds Gain | Yds Pen | Net Yds | 1st Down | Last Scrm | How Given Up |
|----|-----------|-----------|-----------|-------------------|-------------|--------|----------|---------|---------|----------|-----------|--------------|
| 1 | 11:42 | 7:49 | 3:53 | Punt | BLT 20 | 7 | 44 | 0 | 44 | 3 | TEN 36 | Interception |
| 2 | 3:36 | 14:53 | 3:43 | Kickoff | BLT 25 | 6 | 20 | 0 | 20 | 1 | BLT 45 | Downs |
| 3 | 14:45 | 13:33 | 1:12 | Kickoff | BLT 26 | 3 | 2 | 0 | 2 | 0 | BLT 28 | Punt |
| 4 | 11:13 | 5:52 | 5:21 | Punt | BLT 10 | 12 | 59 | 0 | 59 | 3 | TEN 31 | Field Goal |
| 5 | 2:32 | 0:00 | 2:32 | Punt | BLT 05 | 14 | 91 | 0 | 91 | 5 | * TEN 04 | Field Goal |
| 6 | 15:00 | 9:55 | 5:05 | Kickoff | BLT 24 | 13 | 68 | -10 | 58 | 3 | * TEN 18 | Downs |
| 7 | 6:54 | 6:44 | 0:10 | Kickoff | BLT 25 | 1 | -5 | 0 | -5 | 0 | BLT 25 | Fumble |
| 8 | 4:16 | 1:45 | 2:31 | Kickoff | BLT 25 | 8 | 39 | 5 | 44 | 3 | TEN 31 | Interception |
| 9 | 14:49 | 11:04 | 3:45 | Punt | BLT 12 | 10 | 83 | 5 | 88 | 5 | * TEN 15 | Touchdown |
| 10 | 6:25 | 4:27 | 1:58 | Punt | BLT 20 | 10 | 69 | -5 | 64 | 3 | * TEN 16 | Downs |
| 11 | 2:45 | 0:49 | 1:56 | Punt | BLT 24 | 10 | 60 | -5 | 55 | 3 | TEN 21 | Downs |

(216) Average BLT 20

* inside opponent's 20

| Time of Possession by Quarter | | 1st | 2nd | 3rd | 4th | OT | Total |
|---------------------------------|------------------|--------------------|------|--------------------|------|----|-------|
| Visitor | Tennessee Titans | 7:31 | 5:48 | 7:14 | 7:21 | | 27:54 |
| Home | Baltimore Ravens | 7:29 | 9:12 | 7:46 | 7:39 | | 32:06 |
| Kickoff Drive No.-Start Average | | Titans: 3 - TEN 20 | | Ravens: 5 - BLT 25 | | | |

Final Defensive Statistics

| Tennessee Titans | Regular Defensive Plays | | | | | | | | | | | | Special Teams | | | | | Misc | | | |
|------------------|-------------------------|-----|------|----|-------|-----|---|----|----|----|----|--|---------------|-----|----|----|----|------|-----|----|----|
| | TKL | AST | COMB | SK | / YDS | TFL | Q | IN | PD | FF | FR | | TKL | AST | FF | FR | BL | TKL | AST | FF | FR |
| L.Ryan | 9 | 4 | 13 | 0 | 0 | 1 | 0 | 0 | 1 | 0 | 0 | | 0 | 0 | 0 | 0 | 0 | 0 | 0 | 0 | 0 |
| K.Byard | 7 | 4 | 11 | 0 | 0 | 0 | 0 | 1 | 1 | 0 | 0 | | 0 | 0 | 0 | 0 | 0 | 0 | 0 | 0 | 0 |
| R.Evans | 6 | 0 | 6 | 0 | 0 | 0 | 0 | 0 | 0 | 0 | 0 | | 0 | 0 | 0 | 0 | 0 | 0 | 0 | 0 | 0 |
| D.Long | 5 | 1 | 6 | 0 | 0 | 0 | 0 | 0 | 0 | 0 | 0 | | 0 | 0 | 0 | 0 | 0 | 0 | 0 | 0 | 0 |
| K.Vaccaro | 5 | 0 | 5 | 0 | 0 | 0 | 1 | 1 | 1 | 0 | 0 | | 0 | 0 | 0 | 0 | 0 | 0 | 0 | 0 | 0 |
| T.Brock | 5 | 0 | 5 | 0 | 0 | 0 | 0 | 0 | 1 | 0 | 0 | | 0 | 0 | 0 | 0 | 0 | 0 | 0 | 0 | 0 |
| W.Woodyard | 5 | 0 | 5 | 0 | 0 | 0 | 0 | 0 | 0 | 0 | 0 | | 0 | 0 | 0 | 0 | 0 | 0 | 0 | 0 | 0 |
| J.Casey | 4 | 0 | 4 | 2 | 13 | 1 | 2 | 0 | 0 | 1 | 0 | | 0 | 0 | 0 | 0 | 0 | 0 | 0 | 0 | 0 |
| H.Landry | 3 | 1 | 4 | 1 | 1 | 1 | 1 | 0 | 0 | 0 | 0 | | 0 | 0 | 0 | 0 | 0 | 0 | 0 | 0 | 0 |
| A.Jackson | 2 | 1 | 3 | 0 | 0 | 0 | 0 | 0 | 3 | 0 | 0 | | 0 | 0 | 0 | 0 | 0 | 0 | 0 | 0 | 0 |
| K.Correa | 2 | 0 | 2 | 1 | 6 | 1 | 1 | 0 | 0 | 0 | 0 | | 0 | 0 | 0 | 0 | 0 | 0 | 0 | 0 | 0 |
| A.Hooker | 2 | 0 | 2 | 0 | 0 | 0 | 0 | 0 | 0 | 0 | 0 | | 0 | 0 | 0 | 0 | 0 | 0 | 0 | 0 | 0 |
| D.Jones | 1 | 0 | 1 | 0 | 0 | 0 | 1 | 0 | 0 | 0 | 0 | | 0 | 0 | 0 | 0 | 0 | 0 | 0 | 0 | 0 |
| J.Simmons | 1 | 0 | 1 | 0 | 0 | 0 | 0 | 0 | 0 | 0 | 1 | | 0 | 0 | 0 | 0 | 0 | 0 | 0 | 0 | 0 |
| T.Smith | 0 | 1 | 1 | 0 | 0 | 0 | 0 | 0 | 0 | 0 | 0 | | 0 | 0 | 0 | 0 | 0 | 0 | 0 | 0 | 0 |
| D.Roberson | 0 | 0 | 0 | 0 | 0 | 0 | 1 | 0 | 0 | 0 | 0 | | 1 | 0 | 0 | 0 | 0 | 0 | 0 | 0 | 0 |
| D.Cruikshank | 0 | 0 | 0 | 0 | 0 | 0 | 0 | 0 | 1 | 0 | 0 | | 0 | 0 | 0 | 0 | 0 | 0 | 0 | 0 | 0 |
| L.Sims | 0 | 0 | 0 | 0 | 0 | 0 | 0 | 0 | 0 | 0 | 0 | | 1 | 1 | 0 | 0 | 0 | 0 | 0 | 0 | 0 |
| K.Blasingame | 0 | 0 | 0 | 0 | 0 | 0 | 0 | 0 | 0 | 0 | 0 | | 0 | 1 | 0 | 0 | 0 | 0 | 0 | 0 | 0 |
| Total | 57 | 12 | 69 | 4 | 20 | 4 | 7 | 2 | 8 | 1 | 1 | | 2 | 2 | 0 | 0 | 0 | 0 | 0 | 0 | 0 |

TKL = Tackle AST = Assist COMB = Combined QH=QB Hit IN = Interception PD = Pass Defense FF = Forced Fumble FR = Fumble Recovery

| Baltimore Ravens | Regular Defensive Plays | | | | | | | | | | | | Special Teams | | | | | Misc | | | |
|------------------|-------------------------|-----|------|----|-------|-----|----|----|----|----|----|--|---------------|-----|----|----|----|------|-----|----|----|
| | TKL | AST | COMB | SK | / YDS | TFL | QH | IN | PD | FF | FR | | TKL | AST | FF | FR | BL | TKL | AST | FF | FR |
| E.Thomas III | 6 | 1 | 7 | 1 | 8 | 1 | 1 | 0 | 0 | 0 | 0 | | 0 | 0 | 0 | 0 | 0 | 0 | 0 | 0 | 0 |
| B.Williams | 6 | 0 | 6 | 0 | 0 | 1 | 0 | 0 | 0 | 0 | 0 | | 0 | 0 | 0 | 0 | 0 | 0 | 0 | 0 | 0 |
| P.Onwuasor | 4 | 1 | 5 | 0 | 0 | 0 | 0 | 0 | 0 | 0 | 0 | | 0 | 0 | 0 | 0 | 0 | 0 | 0 | 0 | 0 |
| M.Pierce | 2 | 3 | 5 | 0 | 0 | 0 | 0 | 0 | 0 | 0 | 0 | | 0 | 0 | 0 | 0 | 0 | 0 | 0 | 0 | 0 |
| J.Bynes | 2 | 3 | 5 | 0 | 0 | 0 | 0 | 0 | 0 | 0 | 0 | | 0 | 0 | 0 | 0 | 0 | 0 | 0 | 0 | 0 |
| C.Wormley | 2 | 1 | 3 | 0 | 0 | 0 | 0 | 0 | 0 | 0 | 0 | | 0 | 0 | 0 | 0 | 0 | 0 | 0 | 0 | 0 |
| M.Judon | 1 | 2 | 3 | 0 | 0 | 0 | 0 | 0 | 0 | 0 | 0 | | 0 | 0 | 0 | 0 | 0 | 0 | 0 | 0 | 0 |
| J.Ward | 2 | 0 | 2 | 0 | 0 | 0 | 2 | 0 | 0 | 0 | 0 | | 0 | 0 | 0 | 0 | 0 | 0 | 0 | 0 | 0 |
| L.Fort | 2 | 0 | 2 | 0 | 0 | 0 | 0 | 0 | 1 | 0 | 0 | | 0 | 0 | 0 | 0 | 0 | 0 | 0 | 0 | 0 |
| M.Peters | 2 | 0 | 2 | 0 | 0 | 1 | 0 | 0 | 1 | 0 | 0 | | 0 | 0 | 0 | 0 | 0 | 0 | 0 | 0 | 0 |
| M.Humphrey | 2 | 0 | 2 | 0 | 0 | 0 | 0 | 0 | 0 | 0 | 0 | | 0 | 0 | 0 | 0 | 0 | 0 | 0 | 0 | 0 |
| C.Clark | 1 | 1 | 2 | 0 | 0 | 0 | 0 | 0 | 0 | 0 | 0 | | 0 | 0 | 0 | 0 | 0 | 0 | 0 | 0 | 0 |
| J.Ellis | 1 | 0 | 1 | 0 | 0 | 0 | 0 | 0 | 0 | 0 | 0 | | 0 | 0 | 0 | 0 | 0 | 0 | 0 | 0 | 0 |
| D.Peko | 1 | 0 | 1 | 0 | 0 | 0 | 0 | 0 | 0 | 0 | 0 | | 0 | 0 | 0 | 0 | 0 | 0 | 0 | 0 | 0 |
| J.Ferguson | 0 | 0 | 0 | 0 | 0 | 0 | 1 | 0 | 0 | 0 | 0 | | 0 | 0 | 0 | 0 | 0 | 0 | 0 | 0 | 0 |
| T.Bowser | 0 | 0 | 0 | 0 | 0 | 0 | 0 | 0 | 1 | 0 | 0 | | 0 | 0 | 0 | 0 | 0 | 0 | 0 | 0 | 0 |
| A.Levine Sr. | 0 | 0 | 0 | 0 | 0 | 0 | 0 | 0 | 0 | 0 | 0 | | 1 | 1 | 0 | 0 | 0 | 0 | 0 | 0 | 0 |
| C.Moore | 0 | 0 | 0 | 0 | 0 | 0 | 0 | 0 | 0 | 0 | 0 | | 0 | 1 | 0 | 0 | 0 | 0 | 0 | 0 | 0 |
| L.Jackson | 0 | 0 | 0 | 0 | 0 | 0 | 0 | 0 | 0 | 0 | 0 | | 0 | 0 | 0 | 0 | 0 | 1 | 0 | 0 | 0 |
| R.Stanley | 0 | 0 | 0 | 0 | 0 | 0 | 0 | 0 | 0 | 0 | 0 | | 0 | 0 | 0 | 0 | 0 | 1 | 0 | 0 | 0 |
| M.Boykin | 0 | 0 | 0 | 0 | 0 | 0 | 0 | 0 | 0 | 0 | 0 | | 0 | 0 | 0 | 0 | 0 | 1 | 0 | 0 | 0 |
| Total | 34 | 12 | 46 | 1 | 8 | 3 | 4 | 0 | 3 | 0 | 0 | | 1 | 2 | 0 | 0 | 0 | 3 | 0 | 0 | 0 |

1/11/2020 at M&T Bank Stadium

First Half Summary

TIME OF POSSESSION

| | |
|--------|-------|
| Titans | 13:19 |
| Ravens | 16:41 |

- Scoring Plays

| Team | Qtr | Time | Play Description (Extra Point) (Drive Info) | Visitor | Home |
|--------|-----|-------|---|---------|------|
| Titans | 1 | 3:36 | J.Smith 12 yd. pass from R.Tannehill (G.Joseph kick) (8-35, 4:13) | 7 | 0 |
| Titans | 2 | 14:45 | K.Raymond 45 yd. pass from R.Tannehill (G.Joseph kick) (1-45, 0:08) | 14 | 0 |
| Ravens | 2 | 5:52 | J.Tucker 49 yd. Field Goal (12-59, 5:21) | 14 | 3 |
| Ravens | 2 | 0:00 | J.Tucker 22 yd. Field Goal (14-91, 2:32) | 14 | 6 |

| | Tennessee Titans | Baltimore Ravens |
|--|------------------|------------------|
| TOTAL FIRST DOWNS | 8 | 12 |
| First Downs Rushing-Passing-by Penalty | 4 - 3 - 1 | 4 - 8 - 0 |
| THIRD DOWN EFFICIENCY | 2-5-40% | 4-7-57% |
| TOTAL NET YARDS | 139 | 216 |
| Total Offensive Plays | 24 | 40 |
| NET YARDS RUSHING | 68 | 61 |
| NET YARDS PASSING | 71 | 155 |
| Gross Yards Passing | 79 | 169 |
| Times thrown-yards lost attempting to pass | 1-8 | 2-14 |
| Pass Attempts-Completions-Had Intercepted | 10 - 6 - 0 | 22 - 12 - 1 |
| Punts-Number and Average | 3 - 57.7 | 1 - 44 |
| Penalties-Number and Yards | 3 - 10 | 4 - 36 |
| Fumbles-Number and Lost | 0 - 0 | 0 - 0 |
| Red Zone Efficiency | 1-1-100% | 0-1-0% |
| Average Drive Start | TEN 38 | BLT 17 |

| Tennessee Titans | | | | | | | | | Baltimore Ravens | | | | | | | | | | |
|------------------|--|-----|-----|-----|-------|----|----|----|------------------|----------------|-----|-----|-----|-----|-------|----|----|----|------|
| RUSHING | | ATT | YDS | AVG | LG | TD | | | RUSHING | | ATT | YDS | AVG | LG | TD | | | | |
| D.Henry | | 11 | 56 | 5.1 | 27 | 0 | | | L.Jackson | | 9 | 27 | 3.0 | 9 | 0 | | | | |
| A.Brown | | 1 | 9 | 9.0 | 9 | 0 | | | G.Edwards | | 2 | 19 | 9.5 | 19 | 0 | | | | |
| R.Tannehill | | 1 | 3 | 3.0 | 3 | 0 | | | M.Ingram II | | 5 | 15 | 3.0 | 6 | 0 | | | | |
| Total | | 13 | 68 | 5.2 | 27 | 0 | | | Total | | 16 | 61 | 3.8 | 19 | 0 | | | | |
| PASSING | | ATT | CMP | YDS | SK/YD | TD | LG | IN | RT | PASSING | | ATT | CMP | YDS | SK/YD | TD | LG | IN | RT |
| R.Tannehill | | 10 | 6 | 79 | 1/8 | 2 | 45 | 0 | 124.6 | L.Jackson | | 22 | 12 | 169 | 2/14 | 0 | 38 | 1 | 60.6 |
| Total | | 10 | 6 | 79 | 1/8 | 2 | 45 | 0 | 124.6 | Total | | 22 | 12 | 169 | 2/14 | 0 | 38 | 1 | 60.6 |
| PASS RECEIVING | | TAR | REC | YDS | AVG | LG | TD | | | PASS RECEIVING | | TAR | REC | YDS | AVG | LG | TD | | |
| J.Smith | | 2 | 2 | 12 | 6.0 | 12 | 1 | | | M.Brown | | 6 | 3 | 84 | 28.0 | 38 | 0 | | |
| D.Henry | | 2 | 2 | 7 | 3.5 | 8 | 0 | | | W.Snead IV | | 4 | 3 | 18 | 6.0 | 7 | 0 | | |
| K.Raymond | | 1 | 1 | 45 | 45.0 | 45 | 1 | | | S.Roberts | | 4 | 2 | 30 | 15.0 | 26 | 0 | | |
| M.Pruitt | | 1 | 1 | 15 | 15.0 | 15 | 0 | | | M.Andrews | | 3 | 2 | 28 | 14.0 | 16 | 0 | | |
| T.Sharpe | | 2 | 0 | 0 | 0.0 | 0 | 0 | | | J.Hill | | 3 | 2 | 9 | 4.5 | 5 | 0 | | |
| C.Davis | | 1 | 0 | 0 | 0.0 | 0 | 0 | | | | | | | | | | | | |
| A.Brown | | 1 | 0 | 0 | 0.0 | 0 | 0 | | | | | | | | | | | | |
| Total | | 10 | 6 | 79 | 13.2 | 45 | 2 | | | Total | | 20 | 12 | 169 | 14.1 | 38 | 0 | | |

[illegible]

1/11/2020 at M&T Bank Stadium

[illegible]

Play By Play

First Quarter

1/11/2020

BLT wins the coin toss and elects to defer. TEN elects to Receive, and BLT elects to defend the east goal.

J.Tucker kicks 65 yards from BLT 35 to end zone, Touchback.

Tennessee Titans at 15:00

| | | |
|-------------|--|----|
| 1-10-TEN 25 | (15:00) D.Henry left tackle to TEN 27 for 2 yards (L.Fort). | |
| 2-8-TEN 27 | (14:22) R.Tannehill pass short left to M.Pruitt pushed ob at TEN 42 for 15 yards (L.Fort). | P1 |
| 1-10-TEN 42 | (13:47) D.Henry right guard to TEN 46 for 4 yards (M.Pierce). | |
| 2-6-TEN 46 | (13:09) R.Tannehill pass short right to D.Henry to TEN 45 for -1 yards (M.Peters). | |
| 3-7-TEN 45 | (12:20) (Shotgun) PENALTY on TEN, Delay of Game, 5 yards, enforced at TEN 45 - No Play. | |
| 3-12-TEN 40 | (12:00) (Shotgun) R.Tannehill pass incomplete deep middle to A.Brown [J.Ward]. | |
| 4-12-TEN 40 | (11:54) (Punt formation) B.Kern punts 60 yards to end zone, Center-B.Brinkley, Touchback. | |
| | PENALTY on TEN-D.Cruikshank, Illegal Touch Kick, 0 yards, enforced at BLT 20. Penalty causes Touchback | |

Baltimore Ravens at 11:42

| | | |
|-------------|--|----|
| 1-10-BLT 20 | (11:42) (Shotgun) L.Jackson scrambles left end pushed ob at BLT 24 for 4 yards (R.Evans). | |
| 2-6-BLT 24 | (11:13) (Shotgun) L.Jackson left tackle to BLT 33 for 9 yards (K.Byard). | R1 |
| 1-10-BLT 33 | (10:32) (Shotgun) M.Ingram II right guard to BLT 33 for no gain (R.Evans). | |
| 2-10-BLT 33 | (9:53) (Shotgun) L.Jackson pass short left to M.Andrews pushed ob at BLT 45 for 12 yards (K.Byard). | P2 |
| 1-10-BLT 45 | (9:20) (Shotgun) G.Edwards right guard to TEN 36 for 19 yards (L.Ryan; K.Byard). | R3 |
| 1-10-TEN 36 | (8:40) (Shotgun) G.Edwards right guard to TEN 36 for no gain (D.Long). | |
| 2-10-TEN 36 | (8:02) (Shotgun) L.Jackson pass deep middle intended for M.Andrews INTERCEPTED by K.Byard at TEN 19. K.Byard pushed ob at 50 for 31 yards (L.Jackson). | |
| | PENALTY on BLT-L.Jackson, Unnecessary Roughness, 15 yards, enforced at 50. | |

Tennessee Titans at 7:49

| | | |
|-------------|--|----|
| 1-10-BLT 35 | (7:49) D.Henry right guard to BLT 32 for 3 yards (J.Ward). | |
| 2-7-BLT 32 | (7:14) D.Henry right guard to BLT 23 for 9 yards (E.Thomas III; J.Bynes). | R2 |
| 1-10-BLT 23 | (6:34) (No Huddle) D.Henry right guard to BLT 16 for 7 yards (P.Onwuasor). | |
| 2-3-BLT 16 | (6:05) (No Huddle) D.Henry right guard to BLT 15 for 1 yard (E.Thomas III). | |
| 3-2-BLT 15 | (5:25) (Shotgun) R.Tannehill scrambles right end pushed ob at BLT 12 for 3 yards (P.Onwuasor). | R3 |
| | PENALTY on BLT-P.Onwuasor, Unnecessary Roughness, 6 yards, enforced at BLT 12. | X4 |
| 1-6-BLT 6 | (5:04) (Shotgun) D.Henry right guard to BLT 04 for 2 yards (P.Onwuasor). | |
| 2-4-BLT 04 | (4:23) R.Tannehill sacked at BLT 12 for -8 yards (E.Thomas III). | |
| 3-12-BLT 12 | (3:42) (Shotgun) R.Tannehill pass short left to J.Smith for 12 yards, TOUCHDOWN. The Replay Official reviewed the pass completion ruling, and the play was Upheld. The ruling on the field stands. G.Joseph extra point is GOOD, Center-B.Brinkley, Holder-B.Kern. | P5 |

TEN 7 BLT 0, 8 plays, 35 yards, 1 penalty, 4:13 drive, 11:24 elapsed

G.Joseph kicks 62 yards from TEN 35 to BLT 3. D.Thomas to BLT 25 for 22 yards (L.Sims; K.Blasingame).

Baltimore Ravens at 3:36, (1st play from scrimmage 3:31)

| | | |
|-------------|--|----|
| 1-10-BLT 25 | (3:31) (Shotgun) M.Ingram II right guard to BLT 30 for 5 yards (J.Casey). | |
| 2-5-BLT 30 | (2:50) (Shotgun) L.Jackson pass short middle to W.Snead IV to BLT 36 for 6 yards (D.Long). | P4 |
| 1-10-BLT 36 | (2:06) (Shotgun) L.Jackson right guard to BLT 40 for 4 yards (R.Evans). | |
| 2-6-BLT 40 | (1:23) (Shotgun) M.Ingram II left guard to BLT 41 for 1 yard (H.Landry). | |
| 3-5-BLT 41 | (:41) (Shotgun) L.Jackson pass short left to S.Roberts to BLT 45 for 4 yards (T.Brock). | |

END OF QUARTER

| | Score | Time Poss | First Downs | | | | Efficiencies | |
|------------------|-------|-----------|-------------|---|---|---|--------------|--------|
| | | | R | P | X | T | 3 Down | 4 Down |
| Tennessee Titans | 7 | 7:31 | 2 | 2 | 1 | 5 | 2/3 | 0/0 |
| Baltimore Ravens | 0 | 7:29 | 2 | 2 | 0 | 4 | 0/1 | 0/0 |

Play By Play

Second Quarter

1/11/2020

Baltimore Ravens continued.

4-1-BLT 45 (15:00) (Shotgun) L.Jackson right guard to BLT 45 for no gain (D.Long).

Tennessee Titans at 14:53

1-10-BLT 45 (14:53) R.Tannehill pass deep middle to K.Raymond for 45 yards, TOUCHDOWN.

P6

G.Joseph extra point is GOOD, Center-B.Brinkley, Holder-B.Kern.

TEN 14 BLT 0, 1 plays, 45 yards, 0:08 drive, 0:15 elapsed

G.Joseph kicks 66 yards from TEN 35 to BLT -1. D.Thomas to BLT 26 for 27 yards (L.Sims).

Baltimore Ravens at 14:45, (1st play from scrimmage 14:39)

1-10-BLT 26 (14:39) (Shotgun) L.Jackson pass incomplete deep left to S.Roberts.

2-10-BLT 26 (14:33) (Shotgun) L.Jackson scrambles right tackle to BLT 28 for 2 yards (K.Correa).

3-8-BLT 28 (13:45) (Shotgun) L.Jackson pass incomplete deep right to M.Brown [K.Vaccaro].

4-8-BLT 28 (13:40) (Punt formation) S.Koch punts 44 yards to TEN 28, Center-M.Cox, fair catch by K.Raymond.

Tennessee Titans at 13:33

1-10-TEN 28 (13:33) A.Brown right end to TEN 37 for 9 yards (M.Humphrey). end around

2-1-TEN 37 (12:57) D.Henry right guard to TEN 41 for 4 yards (C.Clark).

R7

1-10-TEN 41 (12:15) (Shotgun) R.Tannehill pass incomplete deep left to T.Sharpe.

2-10-TEN 41 (12:09) D.Kelly reported in as eligible. D.Henry right guard to TEN 37 for -4 yards (B.Williams).

3-14-TEN 37 (11:29) (Shotgun) R.Tannehill pass incomplete deep left to T.Sharpe [J.Ward].

4-14-TEN 37 (11:22) (Punt formation) B.Kern punts 63 yards to end zone, Center-B.Brinkley, Touchback.

PENALTY on BLT-B.Trawick, Offensive Holding, 10 yards, enforced at BLT 20.

Baltimore Ravens at 11:13

1-10-BLT 10 (11:13) (Shotgun) M.Ingram II left guard to BLT 16 for 6 yards (D.Long).

2-4-BLT 16 (10:42) (Shotgun) L.Jackson up the middle to BLT 21 for 5 yards (J.Casey).

R5

1-10-BLT 21 (9:57) (Shotgun) L.Jackson pass incomplete short middle to S.Roberts.

2-10-BLT 21 (9:52) (Shotgun) L.Jackson pass incomplete short right to M.Brown (T.Brock) [D.Jones].

3-10-BLT 21 (9:48) (Shotgun) L.Jackson pass deep middle to M.Brown to TEN 49 for 30 yards (A.Hooker).

P6

1-10-TEN 49 (9:03) (Shotgun) L.Jackson right guard to TEN 48 for 1 yard (L.Ryan).

2-9-TEN 48 (8:21) (Shotgun) M.Ingram II left tackle to TEN 45 for 3 yards (J.Simmons).

3-6-TEN 45 (7:38) (Shotgun) L.Jackson pass short middle to M.Andrews to TEN 29 for 16 yards (W.Woodyard).

P7

1-10-TEN 29 (6:47) L.Jackson pass incomplete deep right to M.Brown (A.Jackson).

2-10-TEN 29 (6:42) (Shotgun) L.Jackson right tackle to TEN 31 for -2 yards (L.Ryan).

3-12-TEN 31 (6:05) (Shotgun) L.Jackson pass incomplete short middle to W.Snead IV.

4-12-TEN 31 (5:57) (Field Goal formation) J.Tucker 49 yard field goal is GOOD, Center-M.Cox, Holder-S.Koch.

TEN 14 BLT 3, 12 plays, 59 yards, 5:21 drive, 9:08 elapsed

J.Tucker kicks 66 yards from BLT 35 to TEN -1. D.Jennings to TEN 19 for 20 yards (C.Moore; A.Levine Sr.).

Tennessee Titans at 5:52, (1st play from scrimmage 5:46)

1-10-TEN 19 (5:46) R.Tannehill pass short right to J.Smith to TEN 19 for no gain (E.Thomas III).

2-10-TEN 19 (5:07) D.Henry left guard pushed ob at TEN 46 for 27 yards (E.Thomas III).

R8

1-10-TEN 46 (4:27) PENALTY on TEN-T.Lewan, False Start, 5 yards, enforced at TEN 46 - No Play.

1-15-TEN 41 (4:13) R.Tannehill pass short left to D.Henry to TEN 49 for 8 yards (J.Ellis).

2-7-TEN 49 (3:32) D.Henry left guard to 50 for 1 yard (M.Pierce; J.Bynes).

3-6-50 (2:48) (Shotgun) R.Tannehill pass incomplete deep middle to C.Davis (T.Bowser).

4-6-50 (2:40) (Punt formation) B.Kern punts 50 yards to end zone, Center-B.Brinkley, Touchback.

PENALTY on BLT-D.Thomas, Unnecessary Roughness, 15 yards, enforced at BLT 20. Penalty was 5 yards, enforced from the BLT 10 yard line.

Baltimore Ravens at 2:32

1-10-BLT 05 (2:32) (Shotgun) L.Jackson pass short middle to W.Snead IV to BLT 10 for 5 yards (L.Ryan; D.Long).

Two-Minute Warning

2-5-BLT 10 (2:00) (Shotgun) L.Jackson pass short right to J.Hill pushed ob at BLT 15 for 5 yards (K.Byard).

P8

1-10-BLT 15 (1:55) (Shotgun) L.Jackson pass incomplete short left. Jackson throws ball away to avoid sack.

2-10-BLT 15 (1:47) (Shotgun) L.Jackson sacked at BLT 09 for -6 yards (K.Correa).

Tennessee Titans vs Baltimore Ravens at M&T Bank Stadium

Timeout #1 by TEN at 01:43.

| | | |
|-----------------------------|--|-----|
| 3-16-BLT 09 | (1:43) (Shotgun) L.Jackson pass deep right to S.Roberts to BLT 35 for 26 yards (K.Byard; L.Ryan). | P9 |
| <u>1-10-BLT 35</u> | (1:17) (No Huddle, Shotgun) L.Jackson pass incomplete deep left to J.Hill. | |
| 2-10-BLT 35 | (1:08) (Shotgun) L.Jackson pass short right to M.Brown pushed ob at TEN 49 for 16 yards (A.Jackson). | P10 |
| <u>1-10-TEN 49</u> | (1:03) (Shotgun) L.Jackson pass short middle to W.Snead IV to TEN 42 for 7 yards (L.Ryan; H.Landry). | |
| 2-3-TEN 42 | (:39) (No Huddle, Shotgun) L.Jackson scrambles left end pushed ob at TEN 38 for 4 yards (R.Evans). | R11 |
| <u>1-10-TEN 38</u> | (:31) (Shotgun) L.Jackson sacked at TEN 46 for -8 yards (J.Casey). | |
| Timeout #1 by BLT at 00:26. | | |
| 2-18-TEN 46 | (:26) (Shotgun) L.Jackson pass short middle to J.Hill to TEN 42 for 4 yards (K.Byard). | |
| Timeout #2 by BLT at 00:18. | | |
| 3-14-TEN 42 | (:18) (Shotgun) L.Jackson pass deep right to M.Brown to TEN 04 for 38 yards (A.Hooker). | P12 |
| Timeout #3 by BLT at 00:11. | | |
| <u>1-4-TEN 04</u> | (:11) (Shotgun) L.Jackson pass incomplete short left [D.Roberson]. | |
| 2-4-TEN 04 | (:03) (Field Goal formation) J.Tucker 22 yard field goal is GOOD, Center-M.Cox, Holder-S.Koch. | |

TEN 14 BLT 6, 14 plays, 91 yards, 2:32 drive, 15:00 elapsed

END OF QUARTER

| | Score | Time Poss | First Downs | | | | Efficiencies | |
|------------------|-------|--------------|-------------|---|---|---|--------------|--------|
| | | | R | P | X | T | 3 Down | 4 Down |
| Tennessee Titans | 14 | 5:48 | 2 | 1 | 0 | 3 | 0/2 | 0/0 |
| Baltimore Ravens | 6 | 9:12 | 2 | 6 | 0 | 8 | 4/6 | 0/1 |

BLT elects to Receive, and TEN elects to defend the East goal.

G.Joseph kicks 63 yards from TEN 35 to BLT 2. D.Thomas pushed ob at BLT 24 for 22 yards (D.Roberson).

Baltimore Ravens at 15:00, (1st play from scrimmage 14:55)

| | | |
|--------------------|--|-----|
| 1-10-BLT 24 | (14:55) (Shotgun) L.Jackson pass incomplete short middle to N.Boyle (L.Ryan). | |
| 2-10-BLT 24 | (14:49) (Shotgun) L.Jackson right end pushed ob at BLT 33 for 9 yards (K.Byard). | |
| 3-1-BLT 33 | (14:14) (Shotgun) L.Jackson scrambles up the middle to BLT 34 for 1 yard (R.Evans). | R13 |
| <u>1-10-BLT 34</u> | (13:39) (Shotgun) L.Jackson pass incomplete deep middle to N.Boyle. | |
| 2-10-BLT 34 | (13:34) (Shotgun) M.Ingram II right guard to BLT 41 for 7 yards (A.Jackson; K.Byard). BLT-N.Boyle was injured during the play. | |
| 3-3-BLT 41 | (13:11) (Shotgun) L.Jackson pass short middle to M.Brown to 50 for 9 yards (D.Long). BLT-M.Brown was injured during the play. | P14 |
| <u>1-10-50</u> | (12:39) (Shotgun) L.Jackson pass incomplete deep left to M.Boykin (A.Jackson). | |
| 2-10-50 | (12:32) (Shotgun) L.Jackson left end pushed ob at TEN 47 for 3 yards (R.Evans). | |
| | PENALTY on BLT-M.Andrews, Offensive Holding, 10 yards, enforced at TEN 47. | |
| 2-17-BLT 43 | (12:16) (Shotgun) L.Jackson scrambles left guard to TEN 27 for 30 yards (L.Ryan). | R15 |
| <u>1-10-TEN 27</u> | (11:09) (Shotgun) L.Jackson pass incomplete deep middle to M.Brown. | |
| 2-10-TEN 27 | (11:04) (Shotgun) L.Jackson pass short middle to H.Hurst to TEN 19 for 8 yards (K.Byard; T.Smith). | |
| 3-2-TEN 19 | (10:30) (Shotgun) G.Edwards up the middle to TEN 18 for 1 yard (D.Jones). TEN-D.Long was injured during the play. | |
| 4-1-TEN 18 | (10:01) L.Jackson up the middle to TEN 18 for no gain (H.Landry). | |

Tennessee Titans at 9:55

| | | |
|-------------------|---|-----|
| 1-10-TEN 19 | (9:55) Ball placed at 19 due to change of possession. D.Henry left guard to TEN 24 for 5 yards (M.Pierce; C.Clark). | |
| 2-5-TEN 24 | (9:16) D.Henry right guard to TEN 28 for 4 yards (J.Bynes). | |
| 3-1-TEN 28 | (8:37) (Shotgun) D.Henry up the middle to BLT 06 for 66 yards (M.Peters). | R9 |
| <u>1-6-BLT 06</u> | (7:46) D.Henry right guard to BLT 03 for 3 yards (C.Wormley). | |
| 2-3-BLT 03 | (7:02) (Shotgun) R.Tannehill pass incomplete short middle to D.Jennings (M.Peters). | |
| 3-3-BLT 03 | (6:59) (Shotgun) D.Henry pass short middle to C.Davis for 3 yards, TOUCHDOWN. Direct snap | P10 |
| | G.Joseph extra point is GOOD, Center-B.Brinkley, Holder-B.Kern. | |

TEN 21 BLT 6, 6 plays, 81 yards, 3:01 drive, 8:06 elapsed

G.Joseph kicks 65 yards from TEN 35 to end zone, Touchback.

Baltimore Ravens at 6:54

| | | |
|-------------|---|--|
| 1-10-BLT 25 | (6:54) (Shotgun) L.Jackson sacked at BLT 19 for -6 yards (J.Casey). FUMBLES (J.Casey) [J.Casey], RECOVERED by TEN-J.Simmons at BLT 20. J.Simmons to BLT 20 for no gain (R.Stanley). | |
|-------------|---|--|

Tennessee Titans at 6:44

| | | |
|------------------|---|-----|
| 1-10-BLT 20 | (6:44) D.Henry left guard to BLT 16 for 4 yards (C.Wormley). | |
| 2-6-BLT 16 | (6:04) R.Tannehill pass incomplete deep left to J.Smith (L.Fort). | |
| 3-6-BLT 16 | (5:59) (Shotgun) R.Tannehill pass short right to A.Brown to BLT 7 for 9 yards (J.Ward). | P11 |
| <u>1-7-BLT 7</u> | (5:20) D.Henry left guard to BLT 02 for 5 yards (P.Onwuasor). | |
| 2-2-BLT 02 | (4:47) D.Henry left tackle pushed ob at BLT 01 for 1 yard (M.Humphrey). | |
| 3-1-BLT 01 | (4:20) (Shotgun) R.Tannehill right end for 1 yard, TOUCHDOWN. | R12 |
| | G.Joseph extra point is GOOD, Center-B.Brinkley, Holder-B.Kern. | |

TEN 28 BLT 6, 6 plays, 20 yards, 2:28 drive, 10:44 elapsed

G.Joseph kicks 65 yards from TEN 35 to end zone, Touchback.

Baltimore Ravens at 4:16

| | | |
|--------------------|--|-----|
| 1-10-BLT 25 | (4:16) (Shotgun) L.Jackson pass short left to M.Boykin to BLT 29 for 4 yards (T.Brock). | |
| 2-6-BLT 29 | (3:53) (No Huddle, Shotgun) L.Jackson pass short middle to J.Hill to BLT 33 for 4 yards (R.Evans). | |
| | PENALTY on TEN-D.Long, Illegal Contact, 5 yards, enforced at BLT 29 - No Play. | X16 |
| <u>1-10-BLT 34</u> | (3:43) (Shotgun) L.Jackson pass incomplete short right to M.Ingram II. | |
| 2-10-BLT 34 | (3:39) (Shotgun) L.Jackson left end ran ob at BLT 40 for 6 yards (T.Brock). | |
| 3-4-BLT 40 | (3:03) (Shotgun) L.Jackson pass short middle to M.Boykin to TEN 47 for 13 yards (L.Ryan). | P17 |
| <u>1-10-TEN 47</u> | (2:42) (No Huddle, Shotgun) L.Jackson pass short middle to M.Andrews to TEN 36 for 11 yards (K.Vaccaro). | P18 |
| <u>1-10-TEN 36</u> | (2:14) (No Huddle, Shotgun) L.Jackson pass incomplete short middle to W.Snead IV. | |
| 2-10-TEN 36 | (2:10) (No Huddle, Shotgun) L.Jackson pass short middle to W.Snead IV to TEN 31 for 5 yards (T.Brock). | |
| | Timeout #1 by TEN at 01:50. | |

Tennessee Titans vs Baltimore Ravens at M&T Bank Stadium

| 3-5-TEN 31 | (1:50) (Shotgun) L.Jackson pass short left intended for M.Boykin INTERCEPTED by K.Vaccaro at TEN 24. K.Vaccaro pushed ob at TEN 27 for 3 yards (M.Boykin). | | | | | | | | | | | | | | | | | | | | | | | | | | | | | | | | | | | |
|--------------------------|---|-------------|-----------|-------------|---|--------------|--------|--------------|--|--|--|---|---|---|---|--------|--------|------------------|----|------|---|---|---|---|-----|-----|------------------|---|------|---|---|---|---|-----|-----|--|
| Tennessee Titans at 1:45 | | | | | | | | | | | | | | | | | | | | | | | | | | | | | | | | | | | | |
| 1-10-TEN 27 | (1:45) D.Henry left guard to 50 for 23 yards (E.Thomas III). | R13 | | | | | | | | | | | | | | | | | | | | | | | | | | | | | | | | | | |
| <u>1-10-50</u> | (:59) D.Henry left guard to BLT 44 for 6 yards (D.Peko). | | | | | | | | | | | | | | | | | | | | | | | | | | | | | | | | | | | |
| 2-4-BLT 44 | (:17) D.Henry right guard to BLT 44 for no gain (P.Onwuasor; M.Judon). | | | | | | | | | | | | | | | | | | | | | | | | | | | | | | | | | | | |
| END OF QUARTER | | | | | | | | | | | | | | | | | | | | | | | | | | | | | | | | | | | | |
| | <table><tr><th>Score</th><th>Time Poss</th><th colspan="4">First Downs</th><th colspan="2">Efficiencies</th></tr><tr><th></th><th></th><th>R</th><th>P</th><th>X</th><th>T</th><th>3 Down</th><th>4 Down</th></tr><tr><td>Tennessee Titans</td><td>28</td><td>7:14</td><td>3</td><td>2</td><td>0</td><td>5</td><td>4/4</td><td>0/0</td></tr><tr><td>Baltimore Ravens</td><td>6</td><td>7:46</td><td>2</td><td>3</td><td>1</td><td>6</td><td>3/5</td><td>0/1</td></tr></table> | Score | Time Poss | First Downs | | | | Efficiencies | | | | R | P | X | T | 3 Down | 4 Down | Tennessee Titans | 28 | 7:14 | 3 | 2 | 0 | 5 | 4/4 | 0/0 | Baltimore Ravens | 6 | 7:46 | 2 | 3 | 1 | 6 | 3/5 | 0/1 | |
| Score | Time Poss | First Downs | | | | Efficiencies | | | | | | | | | | | | | | | | | | | | | | | | | | | | | | |
| | | R | P | X | T | 3 Down | 4 Down | | | | | | | | | | | | | | | | | | | | | | | | | | | | | |
| Tennessee Titans | 28 | 7:14 | 3 | 2 | 0 | 5 | 4/4 | 0/0 | | | | | | | | | | | | | | | | | | | | | | | | | | | | |
| Baltimore Ravens | 6 | 7:46 | 2 | 3 | 1 | 6 | 3/5 | 0/1 | | | | | | | | | | | | | | | | | | | | | | | | | | | | |

Play By Play

Fourth Quarter

1/11/2020

Tennessee Titans continued.

- 3-4-BLT 44 (15:00) (Shotgun) R.Tannehill pass incomplete short right to A.Brown [J.Ferguson].
- 4-4-BLT 44 (14:56) (Punt formation) B.Kern punts 32 yards to BLT 12, Center-B.Brinkley, out of bounds.

Baltimore Ravens at 14:49

- 1-10-BLT 12 (14:49) (Shotgun) L.Jackson scrambles left guard ran ob at BLT 23 for 11 yards (L.Ryan). R19
- 1-10-BLT 23 (14:18) (Shotgun) L.Jackson pass short right to J.Hill pushed ob at BLT 26 for 3 yards (K.Vaccaro).
- 2-7-BLT 26 (13:53) (Shotgun) PENALTY on TEN-H.Landry, Neutral Zone Infraction, 5 yards, enforced at BLT 26 - No Play.
- 2-2-BLT 31 (13:47) (Shotgun) L.Jackson pass incomplete deep middle to H.Hurst.
- 3-2-BLT 31 (13:41) (Shotgun) L.Jackson right guard pushed ob at TEN 42 for 27 yards (W.Woodyard). R20
- 1-10-TEN 42 (13:07) (Shotgun) L.Jackson pass short right to M.Andrews to TEN 42 for no gain (K.Byard).
- 2-10-TEN 42 (12:42) (No Huddle, Shotgun) L.Jackson pass short left to M.Boykin pushed ob at TEN 33 for 9 yards (T.Brock).
- 3-1-TEN 33 (12:20) (No Huddle, Shotgun) L.Jackson right guard to TEN 31 for 2 yards (K.Vaccaro). R21
- 1-10-TEN 31 (11:59) (No Huddle, Shotgun) L.Jackson pass short middle to M.Ingram II to TEN 22 for 9 yards (W.Woodyard).
- 2-1-TEN 22 (11:33) (No Huddle, Shotgun) L.Jackson pass short middle to W.Snead IV to TEN 15 for 7 yards (L.Ryan). P22
- 1-10-TEN 15 (11:09) (No Huddle, Shotgun) L.Jackson pass short middle to H.Hurst for 15 yards, TOUCHDOWN. P23
- TWO-POINT CONVERSION ATTEMPT. L.Jackson pass to M.Boykin is incomplete. ATTEMPT FAILS.

TEN 28 BLT 12, 10 plays, 88 yards, 1 penalty, 3:45 drive, 3:56 elapsed

J.Tucker kicks 55 yards from BLT 35 to TEN 10. K.Raymond to TEN 17 for 7 yards (A.Levine Sr.).

Tennessee Titans at 11:04, (1st play from scrimmage 11:00)

- 1-10-TEN 17 (11:00) D.Henry right tackle to TEN 25 for 8 yards (B.Williams).
- 2-2-TEN 25 (10:14) D.Henry right guard to TEN 26 for 1 yard (B.Williams).
- 3-1-TEN 26 (9:32) R.Tannehill up the middle to TEN 28 for 2 yards (B.Williams). R14
- 1-10-TEN 28 (8:49) R.Tannehill right end to TEN 37 for 9 yards (E.Thomas III).
- 2-1-TEN 37 (8:10) D.Henry left guard to TEN 38 for 1 yard (B.Williams). R15
- 1-10-TEN 38 (7:27) D.Henry left guard to TEN 41 for 3 yards (B.Williams).
- Timeout #1 by BLT at 07:22.
- 2-7-TEN 41 (7:22) D.Henry left guard to TEN 43 for 2 yards (J.Bynes; C.Wormley).
- 3-5-TEN 43 (6:38) D.Henry left guard to TEN 45 for 2 yards (M.Judon).
- Timeout #2 by BLT at 06:33.
- 4-3-TEN 45 (6:33) (Punt formation) B.Kern punts 55 yards to end zone, Center-B.Brinkley, Touchback.

Baltimore Ravens at 6:25

- 1-10-BLT 20 (6:25) (Shotgun) L.Jackson pass incomplete short right. Jackson throws pass to avoid sack.
- 2-10-BLT 20 (6:17) (Shotgun) L.Jackson pass incomplete short middle to M.Andrews.
- 3-10-BLT 20 (6:13) (Shotgun) L.Jackson pass deep middle to W.Snead IV to BLT 46 for 26 yards (K.Byard). P24
- 1-10-BLT 46 (5:50) (No Huddle, Shotgun) L.Jackson pass short middle to M.Brown to TEN 47 for 7 yards (L.Ryan).
- 2-3-TEN 47 (5:30) (No Huddle, Shotgun) L.Jackson pass short right to M.Brown to TEN 38 for 9 yards (K.Vaccaro). P25
- 1-10-TEN 38 (5:06) (No Huddle, Shotgun) PENALTY on BLT-M.Yanda, False Start, 5 yards, enforced at TEN 38 - No Play.
- 1-15-TEN 43 (5:04) (Shotgun) L.Jackson scrambles up the middle pushed ob at TEN 21 for 22 yards (L.Ryan). R26
- 1-10-TEN 21 (4:53) (Shotgun) L.Jackson pass incomplete deep middle to H.Hurst.
- 2-10-TEN 21 (4:49) (Shotgun) L.Jackson scrambles right tackle pushed ob at TEN 16 for 5 yards (W.Woodyard).
- 3-5-TEN 16 (4:43) (Shotgun) L.Jackson pass incomplete short right.
- 4-5-TEN 16 (4:31) (Shotgun) L.Jackson pass incomplete short middle to M.Andrews (D.Cruikshank).

Tennessee Titans at 4:27

- 1-10-TEN 16 (4:27) D.Henry left guard to TEN 17 for 1 yard (M.Pierce).
- Timeout #3 by BLT at 04:21.
- 2-9-TEN 17 (4:21) D.Henry left guard to TEN 21 for 4 yards (M.Pierce; M.Judon).
- 3-5-TEN 21 (3:36) D.Henry right guard to TEN 21 for no gain (J.Bynes).
- 4-5-TEN 21 (2:53) (Punt formation) B.Kern punts 55 yards to BLT 24, Center-B.Brinkley, out of bounds.

Baltimore Ravens at 2:45

- 1-10-BLT 24 (2:45) (Shotgun) L.Jackson pass short right to H.Hurst to BLT 42 for 18 yards (L.Ryan). P27

Tennessee Titans vs Baltimore Ravens at M&T Bank Stadium

| | | |
|--------------------|---|-----|
| <u>1-10-BLT 42</u> | (2:27) (No Huddle) L.Jackson spiked the ball to stop the clock. | |
| 2-10-BLT 42 | (2:25) (Shotgun) PENALTY on BLT-W.Snead IV, False Start, 5 yards, enforced at BLT 42 - No Play. | |
| 2-15-BLT 37 | (2:25) (Shotgun) L.Jackson pass short middle to J.Hill to TEN 49 for 14 yards (K.Vaccaro). | |
| 3-1-TEN 49 | (2:04) (Shotgun) L.Jackson pass short middle to H.Hurst to TEN 37 for 12 yards (W.Woodyard). | P28 |

Two-Minute Warning

| | | |
|--------------------|--|-----|
| <u>1-10-TEN 37</u> | (1:58) (Shotgun) L.Jackson pass incomplete deep middle to M.Boykin. | |
| 2-10-TEN 37 | (1:52) (Shotgun) L.Jackson pass deep middle to M.Brown to TEN 20 for 17 yards (A.Jackson). | P29 |
| <u>1-10-TEN 20</u> | (1:29) (No Huddle, Shotgun) L.Jackson sacked at TEN 21 for -1 yards (H.Landry). | |
| 2-11-TEN 21 | (1:05) (No Huddle, Shotgun) L.Jackson pass incomplete deep left. | |
| 3-11-TEN 21 | (1:00) (Shotgun) L.Jackson pass incomplete deep middle to C.Moore (A.Jackson). | |
| 4-11-TEN 21 | (:55) (Shotgun) L.Jackson pass incomplete short right to M.Boykin. | |

Tennessee Titans at 0:49

| | |
|-------------|---|
| 1-10-TEN 22 | (:49) Ball placed at 22 due to change of possession. R.Tannehill kneels to TEN 21 for -1 yards. |
| 2-11-TEN 21 | (:29) R.Tannehill kneels to TEN 20 for -1 yards. |

END OF QUARTER

| | Score | Time Poss | First Downs | | | | Efficiencies | |
|------------------|-------|-----------|-------------|---|---|----|--------------|--------|
| | | | R | P | X | T | 3 Down | 4 Down |
| Tennessee Titans | 28 | 7:21 | 2 | 0 | 0 | 2 | 1/4 | 0/0 |
| Baltimore Ravens | 12 | 7:39 | 4 | 7 | 0 | 11 | 4/6 | 0/2 |

Miscellaneous Statistics Report

Tennessee Titans vs Baltimore Ravens

1/11/2020 at M&T Bank Stadium

Ten Longest Plays for Tennessee Titans

| Yards | Qtr | Play Start | Play Description |
|-------|-----|-------------|---|
| 66 | 3 | 3-1-TEN 28 | (8:37) (Shotgun) D.Henry up the middle to BLT 06 for 66 yards (M.Peters). |
| 45 | 2 | 1-10-BLT 45 | (14:53) R.Tannehill pass deep middle to K.Raymond for 45 yards, TOUCHDOWN. |
| 27 | 2 | 2-10-TEN 19 | (5:07) D.Henry left guard pushed ob at TEN 46 for 27 yards (E.Thomas III). |
| 23 | 3 | 1-10-TEN 27 | (1:45) D.Henry left guard to 50 for 23 yards (E.Thomas III). |
| 15 | 1 | 2-8-TEN 27 | (14:22) R.Tannehill pass short left to M.Pruitt pushed ob at TEN 42 for 15 yards (L.Fort). |
| 12 | 1 | 3-12-BLT 12 | (3:42) (Shotgun) R.Tannehill pass short left to J.Smith for 12 yards, TOUCHDOWN. The Replay Official reviewed the pass completion ruling, and the play was Upheld. The ruling on the field stands. |
| 9 | 1 | 2-7-BLT 32 | (7:14) D.Henry right guard to BLT 23 for 9 yards (E.Thomas III; J.Bynes). |
| 9 | 1 | 3-2-BLT 15 | (5:25) (Shotgun) R.Tannehill scrambles right end pushed ob at BLT 12 for 3 yards (P.Onwuasor). PENALTY on BLT-P.Onwuasor, Unnecessary Roughness, 6 yards, enforced at BLT 12. |
| 9 | 2 | 1-10-TEN 28 | (13:33) A.Brown right end to TEN 37 for 9 yards (M.Humphrey). end around |
| 9 | 3 | 3-6-BLT 16 | (5:59) (Shotgun) R.Tannehill pass short right to A.Brown to BLT 7 for 9 yards (J.Ward). |

Ten Longest Plays for Baltimore Ravens

| Yards | Qtr | Play Start | Play Description |
|-------|-----|-------------|---|
| 38 | 2 | 3-14-TEN 42 | (:18) (Shotgun) L.Jackson pass deep right to M.Brown to TEN 04 for 38 yards (A.Hooker). |
| 30 | 2 | 3-10-BLT 21 | (9:48) (Shotgun) L.Jackson pass deep middle to M.Brown to TEN 49 for 30 yards (A.Hooker). |
| 30 | 3 | 2-17-BLT 43 | (12:16) (Shotgun) L.Jackson scrambles left guard to TEN 27 for 30 yards (L.Ryan). |
| 27 | 4 | 3-2-BLT 31 | (13:41) (Shotgun) L.Jackson right guard pushed ob at TEN 42 for 27 yards (W.Woodyard). |
| 26 | 2 | 3-16-BLT 09 | (1:43) (Shotgun) L.Jackson pass deep right to S.Roberts to BLT 35 for 26 yards (K.Byard; L.Ryan). |
| 26 | 4 | 3-10-BLT 20 | (6:13) (Shotgun) L.Jackson pass deep middle to W.Snead IV to BLT 46 for 26 yards (K.Byard). |
| 22 | 4 | 1-15-TEN 43 | (5:04) (Shotgun) L.Jackson scrambles up the middle pushed ob at TEN 21 for 22 yards (L.Ryan). |
| 19 | 1 | 1-10-BLT 45 | (9:20) (Shotgun) G.Edwards right guard to TEN 36 for 19 yards (L.Ryan; K.Byard). |
| 18 | 4 | 1-10-BLT 24 | (2:45) (Shotgun) L.Jackson pass short right to H.Hurst to BLT 42 for 18 yards (L.Ryan). |
| 17 | 4 | 2-10-TEN 37 | (1:52) (Shotgun) L.Jackson pass deep middle to M.Brown to TEN 20 for 17 yards (A.Jackson). |

Touchdown Scoring Information

| | | Offense | Defense | Special Teams |
|---------|------------------|---------|---------|---------------|
| VISITOR | Tennessee Titans | 4 | 0 | 0 |
| HOME | Baltimore Ravens | 1 | 0 | 0 |

Player Scoring Information

| Club | Player | TD | Rush TD | Rec TD | KO TD | Punt TD | Int TD | Fum TD | Misc TD | FG | XP | 2Pt Rush | 2Pt Rec | Sfty | Points |
|------|-------------|----|---------|--------|-------|---------|--------|--------|---------|----|----|----------|---------|------|--------|
| TEN | R.Tannehill | 0 | 1 | 0 | 0 | 0 | 0 | 0 | 0 | 0 | 0 | 0 | 0 | 0 | 6 |
| TEN | C.Davis | 0 | 0 | 1 | 0 | 0 | 0 | 0 | 0 | 0 | 0 | 0 | 0 | 0 | 6 |
| TEN | K.Raymond | 0 | 0 | 1 | 0 | 0 | 0 | 0 | 0 | 0 | 0 | 0 | 0 | 0 | 6 |
| TEN | J.Smith | 0 | 0 | 1 | 0 | 0 | 0 | 0 | 0 | 0 | 0 | 0 | 0 | 0 | 6 |
| TEN | G.Joseph | 0 | 0 | 0 | 0 | 0 | 0 | 0 | 0 | 0 | 4 | 0 | 0 | 0 | 4 |
| BLT | H.Hurst | 0 | 0 | 1 | 0 | 0 | 0 | 0 | 0 | 0 | 0 | 0 | 0 | 0 | 6 |
| BLT | J.Tucker | 0 | 0 | 0 | 0 | 0 | 0 | 0 | 0 | 2 | 0 | 0 | 0 | 0 | 6 |

Possession Detail

| | First Half | | Second Half | | Game | |
|-----------------------------|------------|-------|-------------|-------|---------|-------|
| | Visitor | Home | Visitor | Home | Visitor | Home |
| Largest Lead | 14 | 0 | 22 | 0 | 22 | 0 |
| Drives Leading | 3 | 0 | 6 | 0 | 9 | 0 |
| Time of Possession Leading | 5:48 | 0:00 | 14:35 | 0:00 | 20:23 | 0:00 |
| Largest Deficit | 0 | -14 | 0 | -22 | 0 | -22 |
| Drives Trailing | 0 | 4 | 0 | 6 | 0 | 10 |
| Time of Possession Trailing | 0:00 | 12:48 | 0:00 | 15:25 | 0:00 | 28:13 |
| Times Score Tied Up | | 0 | | 0 | | 0 |
| Lead Changes | | 1 | | 0 | | 1 |

Playtime Percentage

Percent of playtime per player on offense, defense and special teams

| Tennessee Titans | | | | | Baltimore Ravens | | | | |
|------------------|----|---------|---------|---------------|------------------|---------|---------|---------------|--------|
| | | Offense | Defense | Special Teams | | Offense | Defense | Special Teams | |
| N Davis | G | 55 100% | | 4 19% | R Stanley | T | 97 100% | 2 10% | |
| J Conklin | T | 55 100% | | 4 19% | O Brown | T | 97 100% | 2 10% | |
| T Lewan | T | 55 100% | | 4 19% | B Bozeman | C | 97 100% | 2 10% | |
| B Jones | C | 55 100% | | | P Mekari | G | 97 100% | 2 10% | |
| R Tannehill | QB | 54 98% | | | L Jackson | QB | 97 100% | | |
| R Saffold | G | 53 96% | | 4 19% | M Yanda | G | 97 100% | | |
| J Smith | TE | 52 95% | | 2 10% | M Brown | WR | 83 86% | | |
| A Brown | WR | 46 84% | | 1 5% | W Snead | WR | 81 84% | 2 10% | |
| D Henry | RB | 45 82% | | | M Boykin | WR | 68 70% | 12 57% | |
| C Davis | WR | 41 75% | | 1 5% | J Hill | RB | 50 52% | 3 14% | |
| M Pruitt | TE | 26 47% | | 8 38% | M Andrews | TE | 46 47% | | |
| K Blasingame | FB | 16 29% | | 8 38% | H Hurst | TE | 46 47% | | |
| T Sharpe | WR | 16 29% | | | M Ingram | RB | 28 29% | | |
| A Firkser | TE | 12 22% | | 3 14% | N Boyle | TE | 26 27% | 6 29% | |
| D Jennings | WR | 9 16% | | 8 38% | S Roberts | WR | 24 25% | | |
| D Lewis | RB | 7 13% | | 1 5% | G Edwards | RB | 18 19% | | |
| K Raymond | WR | 4 7% | | 7 33% | C Moore | WR | 8 8% | 15 71% | |
| J Douglas | G | 2 4% | | 4 19% | P Ricard | FB | 7 7% | 9 43% | |
| D Kelly | T | 1 2% | | 4 19% | C Clark | FS | | 55 100% | 8 38% |
| M Mariota | QB | 1 2% | | | M Humphrey | CB | | 55 100% | 7 33% |
| K Byard | FS | | 97 100% | 7 33% | E Thomas | FS | | 53 96% | |
| L Ryan | CB | | 97 100% | 1 5% | M Peters | CB | | 49 89% | |
| K Vaccaro | SS | | 97 100% | | M Judon | LB | | 47 85% | 4 19% |
| H Landry | LB | | 95 98% | | B Williams | DT | | 44 80% | 4 19% |
| A Jackson | CB | | 93 96% | | J Bynes | LB | | 38 69% | 11 52% |
| T Brock | CB | | 86 89% | | M Pierce | NT | | 38 69% | |
| R Evans | LB | | 74 76% | | C Wormley | DE | | 36 65% | 6 29% |
| J Casey | DT | | 70 72% | | J Ferguson | LB | | 36 65% | |
| K Correa | LB | | 64 66% | 8 38% | J Ward | DT | | 30 55% | 4 19% |
| D Jones | NT | | 50 52% | 2 10% | P Onwuasor | LB | | 29 53% | 14 67% |
| W Woodyard | LB | | 47 48% | 9 43% | J Smith | CB | | 20 36% | |
| D Long | LB | | 46 47% | 8 38% | D Peko | NT | | 18 33% | 2 10% |
| D Roberson | LB | | 34 35% | 5 24% | B Carr | CB | | 17 31% | 3 14% |
| J Simmons | DT | | 28 29% | 2 10% | L Fort | LB | | 16 29% | 19 90% |
| A Hooker | FS | | 27 28% | 17 81% | T Bowser | LB | | 11 20% | 10 48% |
| D Cruikshank | SS | | 26 27% | 16 76% | J Ellis | DT | | 11 20% | |
| R Gilbert | DE | | 18 19% | 3 14% | B Trawick | FS | | 2 4% | 19 90% |
| A Johnson | NT | | 14 14% | 6 29% | C Board | LB | | | 19 90% |
| T Smith | CB | | 2 2% | 10 48% | A Levine | SS | | | 19 90% |
| M Dickerson | DT | | 2 2% | 2 10% | D Thomas | WR | | | 14 67% |
| D Bates | LB | | | 17 81% | J Tucker | K | | | 5 24% |
| J Kalu | CB | | | 16 76% | S Koch | P | | | 3 14% |
| B Kern | P | | | 10 48% | M Cox | LS | | | 3 14% |
| L Sims | CB | | | 10 48% | J Hurst | G | | | 2 10% |
| B Brinkley | LS | | | 10 48% | | | | | |
| G Joseph | K | | | 9 43% | | | | | |

TITANS COME UP SHORT IN 35-24 AFC CHAMPIONSHIP GAME LOSS TO CHIEFS

**BY JIM WYATT
TITANS ONLINE
JANUARY 20, 2020**

KANSAS CITY – A season filled with so many high moments ended with a big low here on Sunday.

One win away from a trip to Super Bowl LIV, the Titans came up short. Instead, a 35-24 loss to the Chiefs ended the team's season after what most considered an improbable run to the AFC Championship Game.

"It's tough -- I'm kind of in shock a little bit," Titans quarterback Ryan Tannehill said afterward. "You don't prepare yourself for this outcome. Everything in your preparation and your mind is: 'We're going to win this game.' So when it hits, it hits hard. I love this team, I love these guys, the way we competed this year.

"It hurts. You feel the pain across the locker room and how far we've come, only to come up short from our end goal. It hurts. It's going to take a while to get over."

The Titans, who entered the postseason as the No.6 seed in the AFC, knocked off the defending Super Bowl champion New England Patriots in the Wild Card round of the playoffs. Then, in the Divisional Round, the Titans beat the Baltimore Ravens, the AFC's top-seeded team.

With a win over the Chiefs, the Titans had a chance to join the 2010 Packers and the 2005 Steelers as the only No. 6 seeds to appear in the Super Bowl since 1990 when the NFL instituted the current 12-team playoff format.

But it didn't happen. After battling back from a 2-4 record at the beginning of the season and winning in must-win situations so many times, the Titans couldn't finish the way they wanted to on Sunday.

And in the locker room, many players began saying their goodbyes.

"I definitely shed a couple of tears, because I love my teammates and I love the chemistry that we have throughout the whole season," running back Derrick Henry said. "I just felt like I could have done more for this team. I love this team, I loved playing football and competing.

"I am definitely going to miss this team, and as I look back, I know I had a lot of good teammates, a lot of good moments I can look back on."

After a solid start, the Titans saw an early lead evaporate on a cold day at Arrowhead Stadium, where the temperature was 17 degrees at kickoff with a wind chill of five degrees.

Following the game, the Chiefs celebrated their AFC title on the field, while the Titans packed their belongings in a quiet locker room and headed back to Nashville.

"We always believed that we should be in this position," Titans safety Kevin Byard said. "The goal, the expectation, is always going to be to get to the Super Bowl. Maybe not a lot of people believed we could get to this point. Obviously, it didn't work out the way we all wanted it to – we wanted to go to the Super Bowl.

"Now we have to do what we need to do to put ourselves in a position to get back here again next year, and win."

The Titans jumped out to an early 10-0 lead, but they trailed 21-17 at the half and found themselves digging out of a deeper hole in the second half.

Henry, dominant in the first two games of the postseason, was held in check on a day when the Titans abandoned the run in the second half while playing from behind. Henry finished with 69 rushing yards on 19 carries, but he ran the ball just three

times for seven yards in the second half.

Tannehill completed 21-of-31 passes for 209 yards and two touchdowns in the contest.

The Titans took a 3-0 lead in their opening possession in a 30-yard field goal by kicker Greg Joseph, which capped an eight-play, 58-yard drive. Tannehill completed passes of 37 yards (to A.J. Brown) and 12 yards (to Corey Davis) on the drive, but the Titans had to settle for a field goal after reaching the Kansas City 12.

When the Titans got the ball back, Henry, who lined up in the "Wildcat" formation, finished off a nine-play, 58-yard drive with a four-yard touchdown run to make it 10-0. A 22-yard pass from Tannehill to tight end Jonnu Smith set up the Henry run. Tannehill's three-yard pass to receiver Adam Humphries on fourth-and-two from the Kansas City 29 kept the drive alive.

Things were looking good right out of the gate.

"We started how we wanted to," Smith said. "We came out ready to play."

After the Chiefs cut the lead to 10-7 on an eight-yard touchdown pass from quarterback Patrick Mahomes to receiver Tyreek Hill, the Titans surged back ahead 17-7 on a one-yard touchdown pass from Tannehill to tackle Dennis Kelly, who lined up as an eligible receiver on the play. The touchdown capped off a 15-play, 75-yard drive that took 9:07 off the clock. It was Kelly's second touchdown reception of the season.

But the Chiefs responded with a pair of touchdowns to close out the first half, first scoring on a 20-yard pass from Mahomes to Hill to make it 17-14 with 4:03 remaining in the first half.

When the Chiefs got the ball back, Mahomes scored on 27-yard touchdown run with 11 seconds left in the first half to give Kansas City

a 21-17 lead. Mahomes tight-roped the sideline on the run and escaped some sloppy tackling by the Titans to get into the end zone.

The Chiefs extended their lead to 28-17 on a three-yard touchdown run by Damien Williams, which capped off a 13-play, 73-yard drive. The score came with 14:50 remaining in the contest.

A 60-yard touchdown pass from Mahomes to receiver Sammy Watkins made it 35-17 with 7:33 left, and confetti filled the skies at Arrowhead Stadium.

But the Titans kept fighting.

A 22-yard touchdown pass from Tannehill to tight end Anthony Firkser with 4:18 left made it 35-24 with 4:18 left. It followed a perfectly executed fake punt by the Titans – a pass from punter Brett Kern to safety Amani Hooker.

After a defensive stop, the Titans got the ball back again.

But on this day, the celebration came to an end for the Titans.

"You have to be proud of the things you accomplish in life," Smith said. "We came up short, and now we have to keep working. I know I will, and I know the guys in this locker room will, too.

"And next year, we want to put ourselves back in this position again, and win next time."

Titans coach Mike Vrabel delivered a message to his players before the plane ride back home.

On Monday, the Titans will clean out their lockers and head their separate ways for the offseason.

"I told them it was an honor to coach them," Vrabel said. "I felt like we left that locker room before the game as a family and we need to leave it as a family after the game. I'm proud to say that I coached them, and I appreciate their efforts. ... I felt like they fought.

"... The expectations have always been really high, whether you lose in the AFC Championship Game, or you lose in the Super Bowl. I want the expectations to be high. That's what (controlling owner) Amy (Adams Strunk) wants, that's what (GM) Jon (Robinson) wants, and that's what I want."

###

AFC Championship

National Football League Game Summary

NFL Copyright © 2019 by The National Football League. All rights reserved. This summary and play-by-play is for the express purpose of assisting media in their coverage of the game; any other use of this material is prohibited without the written permission of the National Football League. Updated: 1/20/2020

Date: Sunday, 1/19/2020

Tennessee Titans at Kansas City Chiefs
at Arrowhead Stadium, Kansas City, MO

Start Time: 2:05 PM CST

Game Day Weather

Played Outdoor on Turf: Natural Grass

Temp: 17° F (-8.3° C) Humidity: 46%, Wind: Northwest 10 mph
Outdoor Weather: Sunny, Wind Chill: 5

Officials

Referee: Corrente, Tony (99)
Line Judge: Boston, Byron (18)
Back Judge: Paganelli, Perry (46)

Umpire: Neale, Bryan (92)
Field Judge: Baynes, Allen (56)
Replay Official: Wimmer, Mike (0)

Down Judge: Phillips, Jerod (6)
Side Judge: Edwards, Scott (3)

Lineups

| Tennessee Titans | | | |
|------------------|-------------|---------|-----------|
| Offense | | Defense | |
| WR 84 | C.Davis | CB 35 | T.Brock |
| TE 81 | J.Smith | NT 90 | D.Jones |
| LT 77 | T.Lewan | DT 99 | J.Casey |
| LG 76 | R.Saffold | OLB 44 | K.Correa |
| C 60 | B.Jones | ILB 54 | R.Evans |
| RG 64 | N.Davis | ILB 55 | J.Brown |
| RT 78 | J.Conklin | OLB 58 | H.Landry |
| WR 11 | A.Brown | CB 26 | L.Ryan |
| WR 19 | T.Sharpe | SS 24 | K.Vaccaro |
| QB 17 | R.Tannehill | FS 31 | K.Byard |
| RB 22 | D.Henry | CB 25 | A.Jackson |

| Kansas City Chiefs | | | |
|--------------------|-------------------|---------|--------------|
| Offense | | Defense | |
| WR 10 | T.Hill | LDE 55 | F.Clark |
| LT 72 | E.Fisher | LDT 64 | M.Pennel |
| LG 61 | S.Wisniewski | RDT 91 | D.Nnadi |
| C 62 | A.Reiter | RDE 92 | T.Kpassagnon |
| RG 76 | L.Duvernay-Tardif | LB 53 | A.Hitchens |
| RT 71 | M.Schwartz | LB 54 | D.Wilson |
| TE 87 | T.Kelce | RCB 35 | C.Ward |
| WR 14 | S.Watkins | LCB 21 | B.Breeland |
| QB 15 | P.Mahomes | CB 29 | K.Fuller |
| RB 26 | Dam.Williams | FS 49 | D.Sorensen |
| WR 11 | D.Robinson | SS 32 | T.Mathieu |

Substitutions

P 6 B.Kern, K 7 G.Joseph, QB 8 M.Mariota, WR 10 A.Humphries, WR 14 K.Raymond, CB 23 T.Smith, DB 29 D.Cruikshank, RB 33 D.Lewis, CB 36 L.Sims, DB 37 A.Hooker, FB/RB 41 K.Blasingame, DB 46 J.Kalu, LS 48 B.Brinkley, OLB 50 D.Roberson, LB 51 D.Long, LB 53 D.Bates, LB 59 W.Woodyard, T/G 71 D.Kelly, G 75 J.Douglas, TE 85 M.Pruitt, TE 86 A.Firkser, DE 92 M.Dickerson, DL 94 A.Johnson, DL 98 J.Simmons

Substitutions

P 2 D.Colquitt, K 7 H.Butker, WR 13 B.Pringle, WR 17 M.Hardman, S 23 A.Watts, S 24 J.Lucas, CB 27 R.Fenton, DB 30 A.Brown, RB 34 D.Thompson, LS 41 J.Winchester, FB 42 A.Sherman, LB 44 D.O'Daniel, DE 52 D.Harris, LB 56 B.Niemann, LB 59 R.Ragland, G 73 N.Allegretti, TE 81 B.Bell, TE 82 D.Yelder, OLB 94 T.Suggs, DT 95 C.Jones, DT 98 X.Williams, DT 99 K.Saunders

Did Not Play

Did Not Play

QB 4 C.Henne, T 75 C.Erving

Not Active

Not Active

WR 12 R.Davis, WR 15 D.Jennings, WR 16 C.Hollister, G/T 66 K.Pamphile, OLB 93 R.Gilbert, DT 96 J.Ivie, DT 97 I.Mack

QB 8 M.Moore, CB 20 M.Claiborne, RB 25 L.McCoy, LB 50 D.Lee, T 60 R.Hunter, T 68 J.Barton, G 77 A.Wylie

Field Goals (made () & missed)

| | | | | | | | |
|----------|--------------------|------|----|----|---|----|-------|
| G.Joseph | | (30) | | | | | |
| | | | 1 | 2 | 3 | 4 | OT |
| VISITOR: | Tennessee Titans | | 10 | 7 | 0 | 7 | 0 |
| HOME: | Kansas City Chiefs | | 7 | 14 | 0 | 14 | 0 |
| | | | | | | | Total |
| | | | | | | | 24 |
| | | | | | | | 35 |

Scoring Plays

| Team | Qtr | Time | Play Description (Extra Point) (Drive Info) | Visitor | Home |
|--------|-----|-------|---|---------|------|
| Titans | 1 | 11:29 | G.Joseph 30 yd. Field Goal (8-58, 3:31) | 3 | 0 |
| Titans | 1 | 5:52 | D.Henry 4 yd. run (G.Joseph kick) (9-58, 4:07) | 10 | 0 |
| Chiefs | 1 | 0:46 | T.Hill 8 yd. pass from P.Mahomes (H.Butker kick) (10-74, 5:06) | 10 | 7 |
| Titans | 2 | 6:39 | D.Kelly 1 yd. pass from R.Tannehill (G.Joseph kick) (15-75, 9:07) | 17 | 7 |
| Chiefs | 2 | 4:03 | T.Hill 20 yd. pass from P.Mahomes (H.Butker kick) (5-63, 2:36) | 17 | 14 |
| Chiefs | 2 | 0:11 | P.Mahomes 27 yd. run (H.Butker kick) (9-86, 1:40) | 17 | 21 |
| Chiefs | 4 | 14:50 | Dam.Williams 3 yd. run (H.Butker kick) (13-73, 7:08) | 17 | 28 |
| Chiefs | 4 | 7:33 | S.Watkins 60 yd. pass from P.Mahomes (H.Butker kick) (7-88, 4:21) | 17 | 35 |
| Titans | 4 | 4:18 | A.Firkser 22 yd. pass from R.Tannehill (G.Joseph kick) (8-80, 3:15) | 24 | 35 |

Paid Attendance: 73,656

Time: 3:04

Final Individual Statistics

Tennessee Titans

| RUSHING | ATT | YDS | AVG | LG | TD |
|-------------|-----|-----|-----|----|----|
| D.Henry | 19 | 69 | 3.6 | 13 | 1 |
| R.Tannehill | 3 | 11 | 3.7 | 6 | 0 |
| M.Mariota | 1 | 5 | 5.0 | 5 | 0 |
| Total | 23 | 85 | 3.7 | 13 | 1 |

| PASSING | ATT | CMP | YDS | SK/YD | TD | LG | IN | RT |
|-------------|-----|-----|-----|-------|----|----|----|-------|
| R.Tannehill | 31 | 21 | 209 | 3/27 | 2 | 37 | 0 | 108.1 |
| B.Kern | 1 | 1 | 28 | 0/0 | 0 | 28 | 0 | 118.8 |
| Total | 32 | 22 | 237 | 3/27 | 2 | 37 | 0 | 111.1 |

| PASS RECEIVING | TAR | REC | YDS | AVG | LG | TD |
|----------------|-----|-----|-----|------|----|----|
| C.Davis | 8 | 5 | 65 | 13.0 | 22 | 0 |
| A.Humphries | 5 | 4 | 25 | 6.3 | 9 | 0 |
| A.Brown | 6 | 3 | 51 | 17.0 | 37 | 0 |
| J.Smith | 4 | 3 | 38 | 12.7 | 22 | 0 |
| D.Henry | 2 | 2 | -8 | -4.0 | -2 | 0 |
| A.Hooker | 1 | 1 | 28 | 28.0 | 28 | 0 |
| A.Firkser | 2 | 1 | 22 | 22.0 | 22 | 1 |
| M.Pruitt | 1 | 1 | 9 | 9.0 | 9 | 0 |
| D.Lewis | 1 | 1 | 6 | 6.0 | 6 | 0 |
| D.Kelly | 1 | 1 | 1 | 1.0 | 1 | 1 |
| T.Sharpe | 1 | 0 | 0 | 0.0 | 0 | 0 |
| Total | 32 | 22 | 237 | 10.8 | 37 | 2 |

| INTERCEPTIONS | NO | YDS | AVG | LG | TD |
|---------------|----|-----|-----|----|----|
| Total | 0 | 0 | 0 | 0 | 0 |

| PUNTING | NO | YDS | AVG | NET | TB | IN20 | LG |
|---------|----|-----|------|------|----|------|----|
| B.Kern | 3 | 139 | 46.3 | 44.0 | 0 | 1 | 53 |
| Total | 3 | 139 | 46.3 | 44.0 | 0 | 1 | 53 |

| PUNT RETURNS | NO | YDS | AVG | FC | LG | TD |
|--------------|----|-----|-----|----|----|----|
| K.Raymond | 1 | 9 | 9.0 | 1 | 9 | 0 |
| [TOUCHBACK] | 1 | 0 | 0.0 | 0 | 0 | 0 |
| Total | 1 | 9 | 9.0 | 1 | 9 | 0 |

| KICKOFF RETURNS | NO | YDS | AVG | FC | LG | TD |
|-----------------|----|-----|------|----|----|----|
| K.Raymond | 3 | 61 | 20.3 | 0 | 22 | 0 |
| A.Firkser | 1 | 0 | 0.0 | 0 | 0 | 0 |
| [TOUCHBACK] | 2 | 0 | 0.0 | 0 | 0 | 0 |
| Total | 4 | 61 | 15.3 | 0 | 22 | 0 |

Kansas City Chiefs

| RUSHING | ATT | YDS | AVG | LG | TD |
|--------------|-----|-----|-----|----|----|
| P.Mahomes | 8 | 53 | 6.6 | 27 | 1 |
| Dam.Williams | 17 | 45 | 2.6 | 8 | 1 |
| T.Hill | 1 | 7 | 7.0 | 7 | 0 |
| D.Thompson | 1 | 7 | 7.0 | 7 | 0 |
| Total | 27 | 112 | 4.1 | 27 | 2 |

| PASSING | ATT | CMP | YDS | SK/YD | TD | LG | IN | RT |
|-----------|-----|-----|-----|-------|----|----|----|-------|
| P.Mahomes | 35 | 23 | 294 | 2/2 | 3 | 60 | 0 | 120.4 |
| Total | 35 | 23 | 294 | 2/2 | 3 | 60 | 0 | 120.4 |

| PASS RECEIVING | TAR | REC | YDS | AVG | LG | TD |
|----------------|-----|-----|-----|------|----|----|
| S.Watkins | 10 | 7 | 114 | 16.3 | 60 | 1 |
| T.Hill | 7 | 5 | 67 | 13.4 | 26 | 2 |
| Dam.Williams | 6 | 5 | 44 | 8.8 | 17 | 0 |
| T.Kelce | 4 | 3 | 30 | 10.0 | 18 | 0 |
| D.Robinson | 2 | 2 | 31 | 15.5 | 24 | 0 |
| M.Hardman | 1 | 1 | 8 | 8.0 | 8 | 0 |
| D.Thompson | 1 | 0 | 0 | 0.0 | 0 | 0 |
| A.Sherman | 1 | 0 | 0 | 0.0 | 0 | 0 |
| Total | 32 | 23 | 294 | 12.8 | 60 | 3 |

| INTERCEPTIONS | NO | YDS | AVG | LG | TD |
|---------------|----|-----|-----|----|----|
| Total | 0 | 0 | 0 | 0 | 0 |

| PUNTING | NO | YDS | AVG | NET | TB | IN20 | LG |
|------------|----|-----|------|------|----|------|----|
| D.Colquitt | 3 | 122 | 40.7 | 31.0 | 1 | 0 | 46 |
| Total | 3 | 122 | 40.7 | 31.0 | 1 | 0 | 46 |

| PUNT RETURNS | NO | YDS | AVG | FC | LG | TD |
|--------------|----|-----|-----|----|----|----|
| M.Hardman | 1 | 7 | 7.0 | 0 | 7 | 0 |
| J.Lucas | 1 | 0 | 0.0 | 0 | 0 | 0 |
| [DOWNED] | 1 | 0 | 0.0 | 0 | 0 | 0 |
| Total | 2 | 7 | 3.5 | 0 | 7 | 0 |

| KICKOFF RETURNS | NO | YDS | AVG | FC | LG | TD |
|-----------------|----|-----|------|----|----|----|
| M.Hardman | 4 | 86 | 21.5 | 0 | 35 | 0 |
| T.Hill | 1 | 19 | 19.0 | 0 | 19 | 0 |
| Total | 5 | 105 | 21.0 | 0 | 35 | 0 |

Tennessee Titans

| FUMBLES | FUM | LOST | OWN-REC | YDS | TD | FORCED | OPP-REC | YDS | TD | OUT-BDS |
|---------|-----|------|---------|-----|----|--------|---------|-----|----|---------|
| Total | 0 | 0 | 0 | 0 | 0 | 0 | 0 | 0 | 0 | 0 |

Kansas City Chiefs

| FUMBLES | FUM | LOST | OWN-REC | YDS | TD | FORCED | OPP-REC | YDS | TD | OUT-BDS |
|-----------|-----|------|---------|-----|----|--------|---------|-----|----|---------|
| P.Mahomes | 1 | 0 | 1 | 0 | 0 | 0 | 0 | 0 | 0 | 0 |
| Total | 1 | 0 | 1 | 0 | 0 | 0 | 0 | 0 | 0 | 0 |

Final Team Statistics

| | Visitor Titans | Home Chiefs |
|---|-------------------|----------------|
| TOTAL FIRST DOWNS | 20 | 27 |
| By Rushing | 4 | 10 |
| By Passing | 13 | 14 |
| By Penalty | 3 | 3 |
| THIRD DOWN EFFICIENCY | 3-10-30% | 6-10-60% |
| FOURTH DOWN EFFICIENCY | 2-3-67% | 1-1-100% |
| TOTAL NET YARDS | 295 | 404 |
| Total Offensive Plays (inc. times thrown passing) | 58 | 64 |
| Average gain per offensive play | 5.1 | 6.3 |
| NET YARDS RUSHING | 85 | 112 |
| Total Rushing Plays | 23 | 27 |
| Average gain per rushing play | 3.7 | 4.1 |
| Tackles for a loss-number and yards | 0-0 | 2-4 |
| NET YARDS PASSING | 210 | 292 |
| Times thrown - yards lost attempting to pass | 3-27 | 2-2 |
| Gross yards passing | 237 | 294 |
| PASS ATTEMPTS-COMPLETIONS-HAD INTERCEPTED | 32-22-0 | 35-23-0 |
| Avg gain per pass play (inc.# thrown passing) | 6.0 | 7.9 |
| KICKOFFS Number-In End Zone-Touchbacks | 5-1-0 | 6-3-2 |
| PUNTS Number and Average | 3-46.3 | 3-40.7 |
| Had Blocked | 0 | 0 |
| FGs - PATs Had Blocked | 0-0 | 0-0 |
| Net Punting Average | 44.0 | 31.0 |
| TOTAL RETURN YARDAGE (Not Including Kickoffs) | 9 | 7 |
| No. and Yards Punt Returns | 1-9 | 2-7 |
| No. and Yards Kickoff Returns | 4-61 | 5-105 |
| No. and Yards Interception Returns | 0-0 | 0-0 |
| PENALTIES Number and Yards | 8-85 | 9-61 |
| FUMBLES Number and Lost | 0-0 | 1-0 |
| TOUCHDOWNS | 3 | 5 |
| Rushing | 1 | 2 |
| Passing | 2 | 3 |
| EXTRA POINTS Made-Attempts | 3-3 | 5-5 |
| Kicking Made-Attempts | 3-3 | 5-5 |
| FIELD GOALS Made-Attempts | 1-1 | 0-0 |
| RED ZONE EFFICIENCY | 2-3-67% | 2-3-67% |
| GOAL TO GO EFFICIENCY | 2-2-100% | 2-2-100% |
| SAFETIES | 0 | 0 |
| FINAL SCORE | 24 | 35 |
| TIME OF POSSESSION | 30:10 | 29:50 |

Ball Possession And Drive Chart

Tennessee Titans

| # | Time Recd | Time Lost | Time Poss | How Ball Obtained | Drive Began | # Play | Yds Gain | Yds Pen | Net Yds | 1st Down | Last Scrm | How Given Up |
|---|-----------|-----------|-----------|-------------------|-------------|--------|----------|---------|---------|----------|-----------|--------------|
| 1 | 15:00 | 11:29 | 3:31 | Kickoff | TEN 30 | 8 | 58 | 0 | 58 | 2 | * KC 12 | Field Goal |
| 2 | 9:59 | 5:52 | 4:07 | Punt | TEN 42 | 9 | 48 | 10 | 58 | 5 | * KC 4 | Touchdown |
| 3 | 0:46 | 6:39 | 9:07 | Kickoff | TEN 25 | 15 | 74 | 1 | 75 | 7 | * KC 1 | Touchdown |
| 4 | 4:03 | 1:51 | 2:12 | Kickoff | TEN 25 | 3 | 7 | 0 | 7 | 0 | TEN 32 | Punt |
| 5 | 0:11 | 0:00 | 0:11 | Kickoff | TEN 28 | 1 | -1 | 0 | -1 | 0 | TEN 28 | End of Half |
| 6 | 11:01 | 6:58 | 4:03 | Punt | TEN 21 | 6 | 21 | -4 | 17 | 1 | TEN 38 | Punt |
| 7 | 14:50 | 11:54 | 2:56 | Kickoff | TEN 25 | 4 | 10 | 0 | 10 | 1 | TEN 35 | Punt |
| 8 | 7:33 | 4:18 | 3:15 | Kickoff | TEN 20 | 8 | 80 | 0 | 80 | 3 | KC 22 | Touchdown |
| 9 | 2:08 | 1:20 | 0:48 | Punt | TEN 20 | 5 | -2 | 0 | -2 | 1 | TEN 35 | Downs |

(236) Average TEN 26

Kansas City Chiefs

| # | Time Recd | Time Lost | Time Poss | How Ball Obtained | Drive Began | # Play | Yds Gain | Yds Pen | Net Yds | 1st Down | Last Scrm | How Given Up |
|---|-----------|-----------|-----------|-------------------|-------------|--------|----------|---------|---------|----------|-----------|--------------|
| 1 | 11:29 | 9:59 | 1:30 | Kickoff | KC 21 | 3 | 0 | 0 | 0 | 0 | KC 21 | Punt |
| 2 | 5:52 | 0:46 | 5:06 | Kickoff | KC 26 | 10 | 69 | 5 | 74 | 6 | * TEN 8 | Touchdown |
| 3 | 6:39 | 4:03 | 2:36 | Kickoff | KC 37 | 5 | 58 | 5 | 63 | 4 | TEN 20 | Touchdown |
| 4 | 1:51 | 0:11 | 1:40 | Punt | KC 14 | 9 | 86 | 0 | 86 | 4 | TEN 27 | Touchdown |
| 5 | 15:00 | 11:01 | 3:59 | Kickoff | KC 10 | 10 | 37 | 0 | 37 | 3 | KC 47 | Punt |
| 6 | 6:58 | 14:50 | 7:08 | Punt | KC 27 | 13 | 73 | 0 | 73 | 6 | * TEN 3 | Touchdown |
| 7 | 11:54 | 7:33 | 4:21 | Punt | KC 12 | 7 | 88 | 0 | 88 | 3 | KC 40 | Touchdown |
| 8 | 4:18 | 2:08 | 2:10 | Kickoff | KC 19 | 5 | -4 | 41 | 37 | 1 | TEN 44 | Punt |
| 9 | 1:20 | 0:00 | 1:20 | Downs | TEN 18 | 2 | -3 | 0 | -3 | 0 | * TEN 20 | End of Game |

(248) Average KC 28

* inside opponent's 20

| Time of Possession by Quarter | | 1st | 2nd | 3rd | 4th | OT | Total |
|---------------------------------|--------------------|--------------------|-------|-------|-------------------|----|-------|
| Visitor | Tennessee Titans | 8:24 | 10:44 | 4:03 | 6:59 | | 30:10 |
| Home | Kansas City Chiefs | 6:36 | 4:16 | 10:57 | 8:01 | | 29:50 |
| Kickoff Drive No.-Start Average | | Titans: 6 - TEN 26 | | | Chiefs: 5 - KC 23 | | |

Final Defensive Statistics

| Tennessee Titans | Regular Defensive Plays | | | | | | | | | | | | Special Teams | | | | | Misc | | | |
|------------------|-------------------------|-----|------|-----|-------|-----|---|----|----|----|----|--|---------------|-----|----|----|----|------|-----|----|----|
| | TKL | AST | COMB | SK | / YDS | TFL | Q | IN | PD | FF | FR | | TKL | AST | FF | FR | BL | TKL | AST | FF | FR |
| K.Correa | 6 | 4 | 10 | 1 | 2 | 1 | 1 | 0 | 0 | 0 | 0 | | 0 | 0 | 0 | 0 | 0 | 0 | 0 | 0 | 0 |
| L.Ryan | 6 | 0 | 6 | 0 | 0 | 1 | 0 | 0 | 0 | 0 | 0 | | 0 | 0 | 0 | 0 | 0 | 0 | 0 | 0 | 0 |
| J.Brown | 5 | 0 | 5 | 0 | 0 | 0 | 0 | 0 | 1 | 0 | 0 | | 0 | 0 | 0 | 0 | 0 | 0 | 0 | 0 | 0 |
| K.Vaccaro | 2 | 3 | 5 | 0 | 0 | 0 | 0 | 0 | 0 | 0 | 0 | | 0 | 0 | 0 | 0 | 0 | 0 | 0 | 0 | 0 |
| A.Jackson | 4 | 0 | 4 | 0 | 0 | 0 | 0 | 0 | 0 | 0 | 0 | | 0 | 0 | 0 | 0 | 0 | 0 | 0 | 0 | 0 |
| K.Byard | 3 | 1 | 4 | 0 | 0 | 0 | 0 | 0 | 0 | 0 | 0 | | 0 | 0 | 0 | 0 | 0 | 0 | 0 | 0 | 0 |
| D.Jones | 1 | 3 | 4 | 0.5 | 0 | 0 | 1 | 0 | 0 | 0 | 0 | | 0 | 0 | 0 | 0 | 0 | 0 | 0 | 0 | 0 |
| W.Woodyard | 3 | 0 | 3 | 0 | 0 | 0 | 0 | 0 | 0 | 0 | 0 | | 0 | 0 | 0 | 0 | 0 | 0 | 0 | 0 | 0 |
| D.Long | 2 | 1 | 3 | 0 | 0 | 2 | 0 | 0 | 0 | 0 | 0 | | 1 | 0 | 0 | 0 | 0 | 0 | 0 | 0 | 0 |
| T.Brock | 2 | 0 | 2 | 0 | 0 | 0 | 0 | 0 | 0 | 0 | 0 | | 0 | 0 | 0 | 0 | 0 | 0 | 0 | 0 | 0 |
| H.Landry | 1 | 1 | 2 | 0 | 0 | 0 | 2 | 0 | 0 | 0 | 0 | | 0 | 0 | 0 | 0 | 0 | 0 | 0 | 0 | 0 |
| J.Casey | 0 | 2 | 2 | 0.5 | 0 | 0 | 1 | 0 | 0 | 0 | 0 | | 0 | 0 | 0 | 0 | 0 | 0 | 0 | 0 | 0 |
| R.Evans | 0 | 1 | 1 | 0 | 0 | 0 | 0 | 0 | 0 | 0 | 0 | | 0 | 0 | 0 | 0 | 0 | 0 | 0 | 0 | 0 |
| D.Roberson | 0 | 0 | 0 | 0 | 0 | 0 | 2 | 0 | 0 | 0 | 0 | | 1 | 0 | 0 | 0 | 0 | 0 | 0 | 0 | 0 |
| L.Sims | 0 | 0 | 0 | 0 | 0 | 0 | 0 | 0 | 0 | 0 | 0 | | 2 | 0 | 0 | 0 | 0 | 0 | 0 | 0 | 0 |
| T.Smith | 0 | 0 | 0 | 0 | 0 | 0 | 0 | 0 | 0 | 0 | 0 | | 2 | 0 | 0 | 0 | 0 | 0 | 0 | 0 | 0 |
| D.Bates | 0 | 0 | 0 | 0 | 0 | 0 | 0 | 0 | 0 | 0 | 0 | | 1 | 0 | 0 | 0 | 0 | 0 | 0 | 0 | 0 |
| Total | 35 | 16 | 51 | 2 | 2 | 4 | 7 | 0 | 1 | 0 | 0 | | 7 | 0 | 0 | 0 | 0 | 0 | 0 | 0 | 0 |

TKL = Tackle AST = Assist COMB = Combined QH=QB Hit IN = Interception PD = Pass Defense FF = Forced Fumble FR = Fumble Recovery

| Kansas City Chiefs | Regular Defensive Plays | | | | | | | | | | | | Special Teams | | | | | Misc | | | |
|--------------------|-------------------------|-----|------|----|-------|-----|----|----|----|----|----|--|---------------|-----|----|----|----|------|-----|----|----|
| | TKL | AST | COMB | SK | / YDS | TFL | QH | IN | PD | FF | FR | | TKL | AST | FF | FR | BL | TKL | AST | FF | FR |
| T.Mathieu | 6 | 3 | 9 | 0 | 0 | 1 | 0 | 0 | 1 | 0 | 0 | | 0 | 0 | 0 | 0 | 0 | 0 | 0 | 0 | 0 |
| D.Sorensen | 6 | 2 | 8 | 0 | 0 | 1 | 0 | 0 | 1 | 0 | 0 | | 0 | 0 | 0 | 0 | 0 | 0 | 0 | 0 | 0 |
| D.Wilson | 6 | 1 | 7 | 0 | 0 | 1 | 0 | 0 | 0 | 0 | 0 | | 0 | 0 | 0 | 0 | 0 | 0 | 0 | 0 | 0 |
| B.Breeland | 3 | 1 | 4 | 0 | 0 | 0 | 0 | 0 | 1 | 0 | 0 | | 0 | 0 | 0 | 0 | 0 | 0 | 0 | 0 | 0 |
| A.Hitchens | 3 | 1 | 4 | 0 | 0 | 0 | 0 | 0 | 0 | 0 | 0 | | 0 | 0 | 0 | 0 | 0 | 0 | 0 | 0 | 0 |
| F.Clark | 1 | 3 | 4 | 1 | 17 | 1 | 1 | 0 | 0 | 0 | 0 | | 0 | 0 | 0 | 0 | 0 | 0 | 0 | 0 | 0 |
| M.Pennel | 0 | 4 | 4 | 0 | 0 | 0 | 0 | 0 | 0 | 0 | 0 | | 0 | 0 | 0 | 0 | 0 | 0 | 0 | 0 | 0 |
| T.Kpassagnon | 2 | 0 | 2 | 2 | 10 | 2 | 2 | 0 | 1 | 0 | 0 | | 0 | 0 | 0 | 0 | 0 | 0 | 0 | 0 | 0 |
| R.Ragland | 2 | 0 | 2 | 0 | 0 | 0 | 0 | 0 | 0 | 0 | 0 | | 0 | 0 | 0 | 0 | 0 | 0 | 0 | 0 | 0 |
| C.Jones | 1 | 1 | 2 | 0 | 0 | 0 | 1 | 0 | 0 | 0 | 0 | | 0 | 0 | 0 | 0 | 0 | 0 | 0 | 0 | 0 |
| X.Williams | 1 | 0 | 1 | 0 | 0 | 0 | 0 | 0 | 0 | 0 | 0 | | 0 | 0 | 0 | 0 | 0 | 0 | 0 | 0 | 0 |
| C.Ward | 1 | 0 | 1 | 0 | 0 | 0 | 0 | 0 | 0 | 0 | 0 | | 0 | 0 | 0 | 0 | 0 | 0 | 0 | 0 | 0 |
| B.Niemann | 1 | 0 | 1 | 0 | 0 | 0 | 0 | 0 | 0 | 0 | 0 | | 0 | 0 | 0 | 0 | 0 | 0 | 0 | 0 | 0 |
| M.Hardman | 1 | 0 | 1 | 0 | 0 | 0 | 0 | 0 | 0 | 0 | 0 | | 0 | 0 | 0 | 0 | 0 | 0 | 0 | 0 | 0 |
| T.Suggs | 0 | 1 | 1 | 0 | 0 | 0 | 0 | 0 | 1 | 0 | 0 | | 0 | 0 | 0 | 0 | 0 | 0 | 0 | 0 | 0 |
| R.Fenton | 0 | 1 | 1 | 0 | 0 | 0 | 0 | 0 | 0 | 0 | 0 | | 2 | 0 | 0 | 0 | 0 | 0 | 0 | 0 | 0 |
| D.Nnadi | 0 | 1 | 1 | 0 | 0 | 0 | 0 | 0 | 0 | 0 | 0 | | 0 | 0 | 0 | 0 | 0 | 0 | 0 | 0 | 0 |
| K.Saunders | 0 | 1 | 1 | 0 | 0 | 0 | 0 | 0 | 0 | 0 | 0 | | 0 | 0 | 0 | 0 | 0 | 0 | 0 | 0 | 0 |
| A.Watts | 0 | 0 | 0 | 0 | 0 | 0 | 0 | 0 | 0 | 0 | 0 | | 1 | 0 | 0 | 0 | 0 | 0 | 0 | 0 | 0 |
| J.Winchester | 0 | 0 | 0 | 0 | 0 | 0 | 0 | 0 | 0 | 0 | 0 | | 1 | 0 | 0 | 0 | 0 | 0 | 0 | 0 | 0 |
| J.Lucas | 0 | 0 | 0 | 0 | 0 | 0 | 0 | 0 | 0 | 0 | 0 | | 1 | 0 | 0 | 0 | 0 | 0 | 0 | 0 | 0 |
| P.Mahomes | 0 | 0 | 0 | 0 | 0 | 0 | 0 | 0 | 0 | 0 | 0 | | 0 | 0 | 0 | 0 | 0 | 0 | 0 | 0 | 1 |
| Total | 34 | 20 | 54 | 3 | 27 | 6 | 4 | 0 | 5 | 0 | 0 | | 5 | 0 | 0 | 0 | 0 | 0 | 0 | 0 | 1 |

First Half Summary

| PERIOD SCORES | | | | TIME OF POSSESSION | | | |
|---------------|----|----|------|--------------------|-------|--|--|
| Titans | 10 | 7 | = 17 | Titans | 19:08 | | |
| Chiefs | 7 | 14 | = 21 | Chiefs | 10:52 | | |

| Scoring Plays | | | | | | | |
|---------------|-----|-------|---|--|--|--|--------------|
| Team | Qtr | Time | Play Description (Extra Point) (Drive Info) | | | | Visitor Home |
| Titans | 1 | 11:29 | G.Joseph 30 yd. Field Goal (8-58, 3:31) | | | | 3 0 |
| Titans | 1 | 5:52 | D.Henry 4 yd. run (G.Joseph kick) (9-58, 4:07) | | | | 10 0 |
| Chiefs | 1 | 0:46 | T.Hill 8 yd. pass from P.Mahomes (H.Butker kick) (10-74, 5:06) | | | | 10 7 |
| Titans | 2 | 6:39 | D.Kelly 1 yd. pass from R.Tannehill (G.Joseph kick) (15-75, 9:07) | | | | 17 7 |
| Chiefs | 2 | 4:03 | T.Hill 20 yd. pass from P.Mahomes (H.Butker kick) (5-63, 2:36) | | | | 17 14 |
| Chiefs | 2 | 0:11 | P.Mahomes 27 yd. run (H.Butker kick) (9-86, 1:40) | | | | 17 21 |

| | Tennessee Titans | Kansas City Chiefs |
|--|------------------|--------------------|
| TOTAL FIRST DOWNS | 14 | 14 |
| First Downs Rushing-Passing-by Penalty | 4 - 8 - 2 | 3 - 9 - 2 |
| THIRD DOWN EFFICIENCY | 2-5-40% | 2-4-50% |
| TOTAL NET YARDS | 186 | 213 |
| Total Offensive Plays | 35 | 27 |
| NET YARDS RUSHING | 66 | 43 |
| NET YARDS PASSING | 120 | 170 |
| Gross Yards Passing | 120 | 172 |
| Times thrown-yards lost attempting to pass | 0-0 | 1-2 |
| Pass Attempts-Completions-Had Intercepted | 17 - 11 - 0 | 20 - 14 - 0 |
| Punts-Number and Average | 1 - 44 | 1 - 46 |
| Penalties-Number and Yards | 4 - 25 | 5 - 36 |
| Fumbles-Number and Lost | 0 - 0 | 1 - 0 |
| Red Zone Efficiency | 2-3-67% | 1-1-100% |
| Average Drive Start | TEN 30 | KC 24 |

| Tennessee Titans | | | | | | | | | | Kansas City Chiefs | | | | | | | | | |
|------------------|-----|-----|------|-------|----|--------------|--------------|-------|-----------|--------------------|-----|-----|------|-------|----|----|----|-------|--|
| RUSHING | | | | | | | | | | RUSHING | | | | | | | | | |
| | ATT | YDS | AVG | LG | TD | | | | | | ATT | YDS | AVG | LG | TD | | | | |
| D.Henry | 16 | 62 | 3.9 | 13 | 1 | P.Mahomes | | | | | 3 | 36 | 12.0 | 27 | 1 | | | | |
| M.Mariota | 1 | 5 | 5.0 | 5 | 0 | Dam.Williams | | | | | 3 | 7 | 2.3 | 3 | 0 | | | | |
| R.Tannehill | 1 | -1 | -1.0 | -1 | 0 | | | | | | | | | | | | | | |
| Total | 18 | 66 | 3.7 | 13 | 1 | Total | | | | | 6 | 43 | 7.2 | 27 | 1 | | | | |
| PASSING | | | | | | | | | | PASSING | | | | | | | | | |
| | ATT | CMP | YDS | SK/YD | TD | LG | IN | RT | | | ATT | CMP | YDS | SK/YD | TD | LG | IN | RT | |
| R.Tannehill | 17 | 11 | 120 | 0/0 | 1 | 37 | 0 | 105.0 | P.Mahomes | | 20 | 14 | 172 | 1/2 | 2 | 26 | 0 | 129.6 | |
| Total | 17 | 11 | 120 | 0/0 | 1 | 37 | 0 | 105.0 | Total | | 20 | 14 | 172 | 1/2 | 2 | 26 | 0 | 129.6 | |
| PASS RECEIVING | | | | | | | | | | PASS RECEIVING | | | | | | | | | |
| | TAR | REC | YDS | AVG | LG | TD | | | | | TAR | REC | YDS | AVG | LG | TD | | | |
| C.Davis | 5 | 3 | 28 | 9.3 | 18 | 0 | T.Hill | | | | 4 | 4 | 52 | 13.0 | 26 | 2 | | | |
| A.Brown | 3 | 2 | 46 | 23.0 | 37 | 0 | Dam.Williams | | | | 3 | 3 | 34 | 11.3 | 17 | 0 | | | |
| A.Humphries | 2 | 2 | 8 | 4.0 | 5 | 0 | T.Kelce | | | | 4 | 3 | 30 | 10.0 | 18 | 0 | | | |
| J.Smith | 2 | 1 | 22 | 22.0 | 22 | 0 | S.Watkins | | | | 4 | 2 | 24 | 12.0 | 13 | 0 | | | |
| M.Pruitt | 1 | 1 | 9 | 9.0 | 9 | 0 | D.Robinson | | | | 1 | 1 | 24 | 24.0 | 24 | 0 | | | |
| D.Lewis | 1 | 1 | 6 | 6.0 | 6 | 0 | M.Hardman | | | | 1 | 1 | 8 | 8.0 | 8 | 0 | | | |
| D.Kelly | 1 | 1 | 1 | 1.0 | 1 | 1 | | | | | | | | | | | | | |
| A.Firkser | 1 | 0 | 0 | 0.0 | 0 | 0 | | | | | | | | | | | | | |
| T.Sharpe | 1 | 0 | 0 | 0.0 | 0 | 0 | | | | | | | | | | | | | |
| Total | 17 | 11 | 120 | 10.9 | 37 | 1 | Total | | | | 17 | 14 | 172 | 12.3 | 26 | 2 | | | |

| | | | | |
|------------------|---------|-----------------|---------------|------|
| Tennessee Titans | Regular | Defensive Plays | Special Teams | Misc |
|------------------|---------|-----------------|---------------|------|

First Half Summary

[illegible]

Play By Play

First Quarter

1/19/2020

KC wins the coin toss and elects to defer. TEN elects to Receive, and KC elects to defend the east goal.

H.Butker kicks 54 yards from KC 35 to TEN 11. K.Raymond to TEN 30 for 19 yards (A.Watts).

Tennessee Titans at 15:00, (1st play from scrimmage 14:55)

| | | |
|-------------|---|----|
| 1-10-TEN 30 | (14:55) D.Henry left guard to TEN 34 for 4 yards (F.Clark; D.Nnadi). | |
| 2-6-TEN 34 | (14:18) R.Tannehill pass short middle to A.Brown to KC 29 for 37 yards (T.Mathieu). | P1 |
| 1-10-KC 29 | (13:29) D.Henry left tackle to KC 28 for 1 yard (A.Hitchens). | |
| 2-9-KC 28 | (12:51) R.Tannehill pass short right to C.Davis to KC 16 for 12 yards (D.Wilson). | P2 |
| 1-10-KC 16 | (12:25) (Shotgun) Direct snap to D.Henry. D.Henry up the middle to KC 12 for 4 yards (F.Clark; M.Pennel). | |
| 2-6-KC 12 | (11:44) (Shotgun) R.Tannehill pass incomplete short left to C.Davis. | |
| 3-6-KC 12 | (11:39) (Shotgun) R.Tannehill pass incomplete short right to T.Sharpe. | |
| 4-6-KC 12 | (11:33) G.Joseph 30 yard field goal is GOOD, Center-B.Brinkley, Holder-B.Kern. | |

TEN 3 KC 0, 8 plays, 58 yards, 3:31 drive, 3:31 elapsed

G.Joseph kicks 62 yards from TEN 35 to KC 3. M.Hardman pushed ob at KC 21 for 18 yards (L.Sims).

Kansas City Chiefs at 11:29, (1st play from scrimmage 11:22)

| | | |
|------------|---|--|
| 1-10-KC 21 | (11:22) (Shotgun) P.Mahomes scrambles right end pushed ob at KC 23 for 2 yards (K.Correa). | |
| 2-8-KC 23 | (10:56) (Shotgun) P.Mahomes sacked at KC 21 for -2 yards (K.Correa). | |
| 3-10-KC 21 | (10:14) (Shotgun) P.Mahomes pass incomplete short right to T.Kelce. | |
| 4-10-KC 21 | (10:09) D.Colquitt punts 46 yards to TEN 33, Center-J.Winchester. K.Raymond to TEN 42 for 9 yards (J.Winchester). | |

Tennessee Titans at 9:59

| | | |
|-------------|---|----|
| 1-10-TEN 42 | (9:59) D.Henry left guard to KC 47 for 11 yards (R.Ragland). | R3 |
| 1-10-KC 47 | (9:21) D.Henry right end to KC 42 for 5 yards (D.Wilson). | |
| 2-5-KC 42 | (8:40) R.Tannehill pass deep left intended for C.Davis INTERCEPTED by B.Breeland at KC 21. B.Breeland to KC 21 for no gain (C.Davis). The Replay Official reviewed the interception ruling, and the play was REVERSED. R.Tannehill pass incomplete deep left to C.Davis (B.Breeland). | |
| 3-5-KC 42 | (8:35) (Shotgun) PENALTY on KC-C.Jones, Neutral Zone Infraction, 5 yards, enforced at KC 42 - No Play. | X4 |
| 1-10-KC 37 | (8:35) PENALTY on KC-X.Williams, Encroachment, 5 yards, enforced at KC 37 - No Play. | |
| 1-5-KC 32 | (8:35) D.Henry right tackle to KC 30 for 2 yards (X.Williams). | |
| 2-3-KC 30 | (8:01) D.Henry right tackle to KC 29 for 1 yard (D.Wilson). | |
| 3-2-KC 29 | (7:18) (Shotgun) R.Tannehill pass incomplete short left to J.Smith (T.Suggs). | |
| 4-2-KC 29 | (7:13) (Shotgun) R.Tannehill pass short left to A.Humphries to KC 26 for 3 yards (T.Mathieu; A.Hitchens). | P5 |
| 1-10-KC 26 | (6:35) R.Tannehill pass short right to J.Smith to KC 4 for 22 yards (B.Breeland). | P6 |
| 1-4-KC 4 | (5:56) (Shotgun) Direct snap to D.Henry. D.Henry left tackle for 4 yards, TOUCHDOWN. G.Joseph extra point is GOOD, Center-B.Brinkley, Holder-B.Kern. | R7 |

TEN 10 KC 0, 9 plays, 58 yards, 2 penalties, 4:07 drive, 9:08 elapsed

G.Joseph kicks 58 yards from TEN 35 to KC 7. M.Hardman to KC 26 for 19 yards (D.Roberson).

Kansas City Chiefs at 5:52, (1st play from scrimmage 5:46)

| | | |
|-------------|--|----|
| 1-10-KC 26 | (5:46) (Shotgun) P.Mahomes pass short right to Dam.Williams to KC 35 for 9 yards (J.Brown). | |
| 2-1-KC 35 | (5:09) (Shotgun) Dam.Williams right guard to KC 38 for 3 yards (D.Jones). | R1 |
| 1-10-KC 38 | (4:28) (Shotgun) P.Mahomes pass deep right to T.Hill ran ob at TEN 36 for 26 yards [H.Landry]. | P2 |
| 1-10-TEN 36 | (3:53) P.Mahomes pass incomplete short right. | |
| 2-10-TEN 36 | (3:46) (Shotgun) P.Mahomes pass incomplete short left to S.Watkins. | |
| 3-10-TEN 36 | (3:43) (Shotgun) P.Mahomes pass short right to T.Kelce to TEN 28 for 8 yards (K.Byard; K.Vaccaro). | |
| | Timeout #1 by KC at 02:58. | |
| 4-2-TEN 28 | (2:58) (Shotgun) P.Mahomes pass short right to T.Kelce to TEN 24 for 4 yards (K.Vaccaro; K.Correa). | P3 |
| 1-10-TEN 24 | (2:18) (Shotgun) P.Mahomes pass short middle to M.Hardman to TEN 16 for 8 yards (K.Vaccaro). | |
| 2-2-TEN 16 | (1:35) Dam.Williams right guard to TEN 13 for 3 yards (D.Jones; J.Casey). TEN-R.Evans was injured during the play. | R4 |
| 1-10-TEN 13 | (:57) (Shotgun) P.Mahomes pass incomplete short right to T.Kelce. PENALTY on TEN-K.Byard, Defensive Holding, 5 yards, enforced at TEN 13 - No Play. | X5 |
| 1-8-TEN 8 | (:51) (Shotgun) P.Mahomes pass short middle to T.Hill for 8 yards, TOUCHDOWN. H.Butker extra point is GOOD, Center-J.Winchester, Holder-D.Colquitt. | P6 |

TEN 10 KC 7, 10 plays, 74 yards, 1 penalty, 5:06 drive, 14:14 elapsed

Tennessee Titans vs Kansas City Chiefs at Arrowhead Stadium

H.Butker kicks 65 yards from KC 35 to end zone, Touchback.

Tennessee Titans at 0:46

1-10-TEN 25 (:46) R.Tannehill pass short left to M.Pruitt to TEN 34 for 9 yards (A.Hitchens).

2-1-TEN 34 (:02) (No Huddle) PENALTY on TEN-J.Conklin, False Start, 5 yards, enforced at TEN 34 - No Play.

END OF QUARTER

| | Score | Time Poss | First Downs | | | | Efficiencies | |
|--------------------|-------|--------------|-------------|---|---|---|--------------|--------|
| | | | R | P | X | T | 3 Down | 4 Down |
| Tennessee Titans | 10 | 8:24 | 2 | 4 | 1 | 7 | 0/2 | 1/1 |
| Kansas City Chiefs | 7 | 6:36 | 2 | 3 | 1 | 6 | 0/2 | 1/1 |

Play By Play

Second Quarter

1/19/2020

Tennessee Titans continued.

| | | |
|--------------------|--|-----|
| 2-6-TEN 29 | (15:00) R.Tannehill pass short middle to C.Davis to TEN 47 for 18 yards (D.Wilson). | P8 |
| <u>1-10-TEN 47</u> | (14:27) D.Henry left end to KC 40 for 13 yards (D.Sorensen). | R9 |
| <u>1-10-KC 40</u> | (13:46) R.Tannehill pass incomplete deep left to A.Firkser. | |
| 2-10-KC 40 | (13:39) (Shotgun) D.Henry left tackle to KC 37 for 3 yards (D.Wilson). | |
| 3-7-KC 37 | (12:53) (Shotgun) PENALTY on KC-F.Clark, Neutral Zone Infraction, 5 yards, enforced at KC 37 - No Play. | |
| 3-2-KC 32 | (12:30) (Shotgun) R.Tannehill pass short middle to A.Humphries to KC 27 for 5 yards (T.Mathieu). | P10 |
| <u>1-10-KC 27</u> | (11:51) D.Henry left tackle to KC 22 for 5 yards (K.Saunders; D.Sorensen). | |
| 2-5-KC 22 | (11:23) R.Tannehill pass short right to A.Brown to KC 13 for 9 yards (T.Mathieu). | P11 |
| <u>1-10-KC 13</u> | (10:45) (No Huddle) D.Henry left guard to KC 5 for 8 yards (K.Saunders). | |
| | PENALTY on TEN-J.Conklin, Offensive Holding, 10 yards, enforced at KC 13 - No Play. | |
| 1-20-KC 23 | (10:18) (Shotgun) R.Tannehill pass short left to C.Davis to KC 25 for -2 yards (T.Mathieu). | |
| 2-22-KC 25 | (9:34) R.Tannehill pass incomplete deep middle to A.Brown. | |
| 3-22-KC 25 | (9:29) (Shotgun) R.Tannehill pass short right to C.Davis to KC 15 for 10 yards (B.Breeland). | |
| | PENALTY on KC-B.Breeland, Defensive Pass Interference, 11 yards, enforced at KC 25 - No Play. | X12 |
| <u>1-10-KC 14</u> | (9:06) D.Henry up the middle to KC 10 for 4 yards (D.Sorensen; M.Pennel). | |
| 2-6-KC 10 | (8:29) (Shotgun) M.Mariota left end pushed ob at KC 5 for 5 yards (C.Ward). | |
| 3-1-KC 5 | (8:00) D.Henry up the middle to KC 2 for 3 yards (M.Pennel; T.Mathieu). | R13 |
| <u>1-2-KC 2</u> | (7:20) (Shotgun) D.Henry up the middle to KC 1 for 1 yard (T.Mathieu; D.Wilson). | |
| 2-1-KC 1 | (6:43) 71-D.Kelly reported in as eligible. R.Tannehill pass short left to D.Kelly for 1 yard, TOUCHDOWN. | P14 |
| | G.Joseph extra point is GOOD, Center-B.Brinkley, Holder-B.Kern. | |

TEN 17 KC 7, 15 plays, 75 yards, 2 penalties, 9:07 drive, 8:21 elapsed

G.Joseph kicks 63 yards from TEN 35 to KC 2. M.Hardman to KC 37 for 35 yards (T.Smith).

Kansas City Chiefs at 6:39, (1st play from scrimmage 6:33)

| | | |
|--------------------|--|-----|
| 1-10-KC 37 | (6:33) Dam.Williams right end to KC 38 for 1 yard (K.Correa). | |
| 2-9-KC 38 | (5:53) (Shotgun) P.Mahomes pass incomplete short middle to T.Kelce (J.Brown). | |
| | PENALTY on TEN-R.Evans, Illegal Contact, 5 yards, enforced at KC 38 - No Play. | X7 |
| <u>1-10-KC 43</u> | (5:47) (Shotgun) P.Mahomes pass short left to D.Robinson to TEN 33 for 24 yards (L.Ryan). | P8 |
| <u>1-10-TEN 33</u> | (5:03) (Shotgun) P.Mahomes pass short right to S.Watkins to TEN 20 for 13 yards (A.Jackson). | P9 |
| <u>1-10-TEN 20</u> | (4:16) (Shotgun) P.Mahomes pass incomplete deep right. | |
| 2-10-TEN 20 | (4:07) (Shotgun) P.Mahomes pass deep left to T.Hill for 20 yards, TOUCHDOWN. | P10 |
| | H.Butker extra point is GOOD, Center-J.Winchester, Holder-D.Colquitt. | |

TEN 17 KC 14, 5 plays, 63 yards, 1 penalty, 2:36 drive, 10:57 elapsed

H.Butker kicks 60 yards from KC 35 to TEN 5. K.Raymond to TEN 25 for 20 yards (J.Lucas).

Tennessee Titans at 4:03, (1st play from scrimmage 3:57)

| | | |
|-------------|--|--|
| 1-10-TEN 25 | (3:57) D.Henry left guard to TEN 26 for 1 yard (C.Jones). | |
| 2-9-TEN 26 | (3:13) D.Henry right guard to TEN 26 for no gain (T.Suggs; C.Jones). | |
| 3-9-TEN 26 | (2:30) (Shotgun) R.Tannehill pass short right to D.Lewis to TEN 32 for 6 yards (B.Breeland) [C.Jones]. | |

Two-Minute Warning

| | | |
|------------|---|--|
| 4-3-TEN 32 | (2:00) B.Kern punts 44 yards to KC 24, Center-B.Brinkley. J.Lucas to KC 24 for no gain (D.Bates). | |
| | PENALTY on KC-D.Thompson, Offensive Holding, 10 yards, enforced at KC 24. | |

Kansas City Chiefs at 1:51

| | | |
|--------------------|--|-----|
| 1-10-KC 14 | (1:51) (Shotgun) P.Mahomes pass short right to Dam.Williams ran ob at KC 31 for 17 yards (K.Vaccaro). | P11 |
| <u>1-10-KC 31</u> | (1:43) (Shotgun) P.Mahomes pass short left to Dam.Williams pushed ob at KC 39 for 8 yards (L.Ryan). | |
| 2-2-KC 39 | (1:37) (Shotgun) P.Mahomes FUMBLES (Aborted) at KC 34, and recovers at KC 34. P.Mahomes pass short right to T.Hill pushed ob at KC 37 for -2 yards (L.Ryan). | |
| 3-4-KC 37 | (1:27) (Shotgun) P.Mahomes pass short left to T.Kelce to TEN 45 for 18 yards (A.Jackson). | P12 |
| <u>1-10-TEN 45</u> | (1:06) (No Huddle, Shotgun) P.Mahomes scrambles left end pushed ob at TEN 38 for 7 yards (K.Correa). | |
| 2-3-TEN 38 | (1:01) (Shotgun) P.Mahomes pass incomplete short left to S.Watkins [D.Roberson]. | |
| 3-3-TEN 38 | (:54) (Shotgun) P.Mahomes pass short middle to S.Watkins to TEN 27 for 11 yards (J.Brown). | P13 |
| <u>1-10-TEN 27</u> | (:32) (No Huddle, Shotgun) P.Mahomes pass incomplete deep right. | |

2-10-TEN 27 (:23) (Shotgun) P.Mahomes scrambles left end for 27 yards, TOUCHDOWN.
H.Butker extra point is GOOD, Center-J.Winchester, Holder-D.Colquitt.

TEN 17 KC 21, 9 plays, 86 yards, 1:40 drive, 14:49 elapsed

H.Butker kicks 37 yards from KC 35 to TEN 28. A.Firkser to TEN 28 for no gain (R.Fenton).

Tennessee Titans at 0:11, (1st play from scrimmage 0:07)

1-10-TEN 28 (:07) R.Tannehill kneels to TEN 27 for -1 yards.

| END OF QUARTER | Score | Time Poss | First Downs | | | | Efficiencies | |
|--------------------|-------|--------------|-------------|---|---|---|--------------|--------|
| | | | R | P | X | T | 3 Down | 4 Down |
| Tennessee Titans | 17 | 10:44 | 2 | 4 | 1 | 7 | 2/3 | 0/0 |
| Kansas City Chiefs | 21 | 4:16 | 1 | 6 | 1 | 8 | 2/2 | 0/0 |

Play By Play

Third Quarter

1/19/2020

KC elects to Receive, and TEN elects to defend the West goal.

G.Joseph kicks 59 yards from TEN 35 to KC 6. M.Hardman to KC 20 for 14 yards (D.Long).

PENALTY on KC-D.O'Daniel, Illegal Blindside Block, 10 yards, enforced at KC 20.

Kansas City Chiefs at 15:00, (1st play from scrimmage 14:52)

| | | |
|-------------------|--|-----|
| 1-10-KC 10 | (14:52) (Shotgun) P.Mahomes pass short right to Dam.Williams pushed ob at KC 17 for 7 yards (J.Brown). | |
| 2-3-KC 17 | (14:20) (Shotgun) Dam.Williams right guard to KC 22 for 5 yards (D.Jones; K.Correra). | R15 |
| <u>1-10-KC 22</u> | (13:40) (Shotgun) P.Mahomes pass incomplete short left to T.Hill. | |
| 2-10-KC 22 | (13:30) (Shotgun) P.Mahomes pass short left to D.Robinson pushed ob at KC 29 for 7 yards (A.Jackson). | |
| 3-3-KC 29 | (12:58) (Shotgun) P.Mahomes pass incomplete short right to S.Watkins. Kansas City challenged the incomplete pass ruling, and the play was REVERSED. (Shotgun) P.Mahomes pass short right to S.Watkins ran ob at KC 34 for 5 yards. | P16 |
| <u>1-10-KC 34</u> | (12:40) (Shotgun) Dam.Williams right end pushed ob at KC 42 for 8 yards (K.Byard). | |
| 2-2-KC 42 | (12:03) (Shotgun) P.Mahomes scrambles left end to KC 47 for 5 yards (J.Brown). | R17 |
| <u>1-10-KC 47</u> | (11:20) (Shotgun) P.Mahomes pass incomplete short left to D.Thompson. | |
| 2-10-KC 47 | (11:17) (Shotgun) P.Mahomes pass incomplete short right to Dam.Williams (J.Brown) [H.Landry]. | |
| 3-10-KC 47 | (11:12) (Shotgun) P.Mahomes pass incomplete deep left to T.Hill. | |
| 4-10-KC 47 | (11:08) D.Colquitt punts 32 yards to TEN 21, Center-J.Winchester, fair catch by K.Raymond. | |

Tennessee Titans at 11:01

| | | |
|--------------------|--|-----|
| 1-10-TEN 21 | (11:01) D.Henry right tackle to TEN 24 for 3 yards (A.Hitchens). | |
| 2-7-TEN 24 | (10:17) (Shotgun) R.Tannehill pass incomplete short left to A.Brown. | |
| 3-7-TEN 24 | (10:14) (Shotgun) R.Tannehill pass short left to A.Humphries to TEN 32 for 8 yards (B.Niemann). | P15 |
| <u>1-10-TEN 32</u> | (9:52) D.Lewis up the middle to TEN 36 for 4 yards (A.Hitchens). PENALTY on KC, Defensive Too Many Men on Field, 5 yards, enforced at TEN 32 - No Play. | |
| 1-5-TEN 37 | (9:24) D.Henry right guard to TEN 41 for 4 yards (R.Ragland). | |
| 2-1-TEN 41 | (8:58) (No Huddle) D.Henry left tackle to TEN 41 for no gain (F.Clark; M.Pennel). | |
| 3-1-TEN 41 | (8:15) D.Henry left tackle to TEN 41 for no gain (M.Pennel). PENALTY on TEN-D.Kelly, Offensive Holding, 9 yards, enforced at TEN 41 - No Play. | |
| 3-10-TEN 32 | (7:54) (Shotgun) R.Tannehill scrambles right end to TEN 38 for 6 yards (D.Sorensen). | |
| 4-4-TEN 38 | (7:07) B.Kern punts 42 yards to KC 20, Center-B.Brinkley. M.Hardman to KC 27 for 7 yards (T.Smith). | |

Kansas City Chiefs at 6:58

| | | |
|--------------------|--|-----|
| 1-10-KC 27 | (6:58) Dam.Williams right guard to KC 33 for 6 yards (R.Evans; K.Correra). | |
| 2-4-KC 33 | (6:25) (Shotgun) Dam.Williams right tackle to KC 36 for 3 yards (K.Correra; K.Vaccaro). | |
| 3-1-KC 36 | (5:47) Dam.Williams left guard to KC 41 for 5 yards (L.Ryan). | R18 |
| <u>1-10-KC 41</u> | (5:09) (Shotgun) Dam.Williams up the middle to KC 42 for 1 yard (H.Landry). | |
| 2-9-KC 42 | (4:29) (Shotgun) P.Mahomes pass short left to S.Watkins to KC 49 for 7 yards (T.Brock). | |
| 3-2-KC 49 | (3:49) (Shotgun) P.Mahomes scrambles left end ran ob at TEN 47 for 4 yards (K.Byard). | R19 |
| <u>1-10-TEN 47</u> | (3:18) T.Hill right end to TEN 40 for 7 yards (J.Brown). | |
| 2-3-TEN 40 | (2:31) (Shotgun) D.Thompson right end to TEN 33 for 7 yards (K.Byard). | R20 |
| <u>1-10-TEN 33</u> | (1:46) (Shotgun) P.Mahomes scrambles left end ran ob at TEN 22 for 11 yards (L.Ryan). | R21 |
| <u>1-10-TEN 22</u> | (1:13) Dam.Williams right end ran ob at TEN 18 for 4 yards (A.Jackson). | |
| 2-6-TEN 18 | (:38) (Shotgun) P.Mahomes pass short right to T.Hill pushed ob at TEN 3 for 15 yards (W.Woodyard). | P22 |

END OF QUARTER

| | Score | Time Poss | First Downs | | | | Efficiencies | |
|--------------------|-------|-----------|-------------|---|---|---|--------------|--------|
| | | | R | P | X | T | 3 Down | 4 Down |
| Tennessee Titans | 17 | 4:03 | 0 | 1 | 0 | 1 | 1/2 | 0/0 |
| Kansas City Chiefs | 21 | 10:57 | 6 | 2 | 0 | 8 | 3/4 | 0/0 |

Play By Play

Fourth Quarter

1/19/2020

Kansas City Chiefs continued.

1-3-TEN 3 (15:00) P.Mahomes pass incomplete short right to A.Sherman.

2-3-TEN 3 (14:54) Dam.Williams right end for 3 yards, TOUCHDOWN.

R23

H.Butker extra point is GOOD, Center-J.Winchester, Holder-D.Colquitt.

TEN 17 KC 28, 13 plays, 73 yards, 7:08 drive, 0:10 elapsed

H.Butker kicks 65 yards from KC 35 to end zone, Touchback.

Tennessee Titans at 14:50

1-10-TEN 25 (14:50) R.Tannehill pass short right to C.Davis ran ob at TEN 40 for 15 yards (B.Breeland).

P16

1-10-TEN 40 (14:16) (No Huddle, Shotgun) R.Tannehill pass short right to D.Henry to TEN 38 for -2 yards (D.Wilson).

2-12-TEN 38 (13:31) (Shotgun) R.Tannehill pass short middle to A.Brown to TEN 43 for 5 yards (D.Sorensen).

3-7-TEN 43 (12:48) (Shotgun) R.Tannehill sacked at TEN 35 for -8 yards (T.Kpassagnon).

4-15-TEN 35 (12:05) B.Kern punts 53 yards to KC 12, Center-B.Brinkley, downed by TEN-D.Bates.

Kansas City Chiefs at 11:54

1-10-KC 12 (11:54) Dam.Williams left tackle to KC 13 for 1 yard (D.Long; H.Landry).

Timeout #1 by TEN at 11:13.

2-9-KC 13 (11:13) (Shotgun) P.Mahomes pass short right to S.Watkins to KC 24 for 11 yards (L.Ryan).

P24

1-10-KC 24 (10:31) (Shotgun) Dam.Williams up the middle to KC 29 for 5 yards (K.Correa).

2-5-KC 29 (9:48) (Shotgun) P.Mahomes pass short left to S.Watkins to KC 36 for 7 yards (T.Brock).

P25

1-10-KC 36 (9:08) (Shotgun) Dam.Williams left end to KC 37 for 1 yard (K.Correa).

2-9-KC 37 (8:26) (Shotgun) P.Mahomes pass short right to Dam.Williams to KC 40 for 3 yards (W.Woodyard).

3-6-KC 40 (7:44) (Shotgun) P.Mahomes pass deep middle to S.Watkins for 60 yards, TOUCHDOWN [D.Roberson].

P26

Penalty on TEN-T.Brock, Defensive Holding, declined.

H.Butker extra point is GOOD, Center-J.Winchester, Holder-D.Colquitt.

TEN 17 KC 35, 7 plays, 88 yards, 4:21 drive, 7:27 elapsed

H.Butker kicks 67 yards from KC 35 to TEN -2. K.Raymond to TEN 20 for 22 yards (R.Fenton).

Tennessee Titans at 7:33, (1st play from scrimmage 7:27)

1-10-TEN 20 (7:27) (Shotgun) R.Tannehill pass short left to D.Henry to TEN 14 for -6 yards (D.Sorensen).

2-16-TEN 14 (6:58) (No Huddle) R.Tannehill pass incomplete short right to C.Davis (D.Sorensen).

3-16-TEN 14 (6:51) (Shotgun) R.Tannehill pass short left to J.Smith to TEN 22 for 8 yards (T.Mathieu).

4-8-TEN 22 (6:07) (Punt formation) B.Kern pass short middle to A.Hooker to 50 for 28 yards (M.Hardman).

P17

1-10-50 (5:27) (Shotgun) R.Tannehill pass short right to J.Smith to KC 42 for 8 yards (R.Fenton; B.Breeland).

2-2-KC 42 (5:00) (Shotgun) R.Tannehill pass short right to C.Davis pushed ob at KC 20 for 22 yards (D.Sorensen).

P18

1-10-KC 20 (4:53) (Shotgun) R.Tannehill sacked at KC 22 for -2 yards (T.Kpassagnon).

2-12-KC 22 (4:24) (No Huddle, Shotgun) R.Tannehill pass deep middle to A.Firkser for 22 yards, TOUCHDOWN.

P19

G.Joseph extra point is GOOD, Center-B.Brinkley, Holder-B.Kern.

TEN 24 KC 35, 8 plays, 80 yards, 3:15 drive, 10:42 elapsed

G.Joseph kicks 65 yards from TEN 35 to KC 0. T.Hill pushed ob at KC 19 for 19 yards (L.Sims).

Kansas City Chiefs at 4:18, (1st play from scrimmage 4:12)

1-10-KC 19 (4:12) Dam.Williams right end pushed ob at KC 19 for no gain (W.Woodyard).

2-10-KC 19 (4:07) (Shotgun) P.Mahomes sacked at KC 19 for 0 yards (sack split by J.Casey and D.Jones).

Timeout #2 by TEN at 03:59.

3-10-KC 19 (3:59) (Shotgun) P.Mahomes pass incomplete deep right to M.Hardman (T.Brock).

PENALTY on TEN-T.Brock, Defensive Pass Interference, 41 yards, enforced at KC 19 - No Play.

X27

1-10-TEN 40 (3:51) Dam.Williams up the middle to TEN 41 for -1 yards (H.Landry).

PENALTY on TEN, Defensive Too Many Men on Field, 5 yards, enforced at TEN 40 - No Play.

1-5-TEN 35 (3:46) Dam.Williams left end to TEN 37 for -2 yards (D.Long).

2-7-TEN 37 (3:02) (Shotgun) Dam.Williams up the middle to TEN 39 for -2 yards (D.Long).

3-9-TEN 39 (2:20) (Shotgun) P.Mahomes pass incomplete short right to S.Watkins.

4-9-TEN 39 (2:15) (Punt formation) PENALTY on KC, Delay of Game, 5 yards, enforced at TEN 39 - No Play.

4-14-TEN 44 (2:15) D.Colquitt punts 44 yards to end zone, Center-J.Winchester, Touchback.

Tennessee Titans vs Kansas City Chiefs at Arrowhead Stadium

Tennessee Titans at 2:08

1-10-TEN 20(2:08) (Shotgun) R.Tannehill scrambles left end ran ob at TEN 26 for 6 yards (D.Sorensen).PENALTY on KC-C.Jones, Illegal Use of Hands, 5 yards, enforced at TEN 26.

X20

Two-Minute Warning

1-10-TEN 31(2:00) (Shotgun) PENALTY on TEN-N.Davis, False Start, 5 yards, enforced at TEN 31 - No Play.

1-15-TEN 26(2:00) (Shotgun) R.Tannehill pass short right to A.Humphries to TEN 35 for 9 yards (T.Mathieu).

2-6-TEN 35(1:36) (No Huddle, Shotgun) R.Tannehill pass incomplete short left to A.Humphries (T.Kpassagnon).

3-6-TEN 35(1:32) (Shotgun) R.Tannehill pass incomplete short middle to A.Brown (T.Mathieu).

4-6-TEN 35(1:28) (Shotgun) R.Tannehill sacked at TEN 18 for -17 yards (F.Clark).

Kansas City Chiefs at 1:20

1-10-TEN 18(1:20) P.Mahomes kneels to TEN 20 for -2 yards.

2-12-TEN 20(:39) P.Mahomes kneels to TEN 21 for -1 yards.

END OF QUARTER

| | Score | Time Poss | First Downs | | | | Efficiencies | |
|--------------------|-------|--------------|-------------|---|---|---|--------------|--------|
| | | | R | P | X | T | 3 Down | 4 Down |
| Tennessee Titans | 24 | 6:59 | 0 | 4 | 1 | 5 | 0/3 | 1/2 |
| Kansas City Chiefs | 35 | 8:01 | 1 | 3 | 1 | 5 | 1/2 | 0/0 |

Miscellaneous Statistics Report

Tennessee Titans vs Kansas City Chiefs
1/19/2020 at Arrowhead Stadium

Ten Longest Plays for Tennessee Titans

| Yards | Qtr | Play Start | Play Description |
|-------|-----|-------------|--|
| 37 | 1 | 2-6-TEN 34 | (14:18) R.Tannehill pass short middle to A.Brown to KC 29 for 37 yards (T.Mathieu). |
| 28 | 4 | 4-8-TEN 22 | (6:07) (Punt formation) B.Kern pass short middle to A.Hooker to 50 for 28 yards (M.Hardman). |
| 22 | 1 | 1-10-KC 26 | (6:35) R.Tannehill pass short right to J.Smith to KC 4 for 22 yards (B.Breeland). |
| 22 | 4 | 2-2-KC 42 | (5:00) (Shotgun) R.Tannehill pass short right to C.Davis pushed ob at KC 20 for 22 yards (D.Sorensen). |
| 22 | 4 | 2-12-KC 22 | (4:24) (No Huddle, Shotgun) R.Tannehill pass deep middle to A.Firkser for 22 yards, TOUCHDOWN. |
| 18 | 2 | 2-6-TEN 29 | (15:00) R.Tannehill pass short middle to C.Davis to TEN 47 for 18 yards (D.Wilson). |
| 15 | 4 | 1-10-TEN 25 | (14:50) R.Tannehill pass short right to C.Davis ran ob at TEN 40 for 15 yards (B.Breeland). |
| 13 | 2 | 1-10-TEN 47 | (14:27) D.Henry left end to KC 40 for 13 yards (D.Sorensen). |
| 12 | 1 | 2-9-KC 28 | (12:51) R.Tannehill pass short right to C.Davis to KC 16 for 12 yards (D.Wilson). |
| 11 | 1 | 1-10-TEN 42 | (9:59) D.Henry left guard to KC 47 for 11 yards (R.Ragland). |

Ten Longest Plays for Kansas City Chiefs

| Yards | Qtr | Play Start | Play Description |
|-------|-----|-------------|---|
| 60 | 4 | 3-6-KC 40 | (7:44) (Shotgun) P.Mahomes pass deep middle to S.Watkins for 60 yards, TOUCHDOWN [D.Roberson]. |
| 27 | 2 | 2-10-TEN 27 | (:23) (Shotgun) P.Mahomes scrambles left end for 27 yards, TOUCHDOWN. |
| 26 | 1 | 1-10-KC 38 | (4:28) (Shotgun) P.Mahomes pass deep right to T.Hill ran ob at TEN 36 for 26 yards [H.Landry]. |
| 24 | 2 | 1-10-KC 43 | (5:47) (Shotgun) P.Mahomes pass short left to D.Robinson to TEN 33 for 24 yards (L.Ryan). |
| 20 | 2 | 2-10-TEN 20 | (4:07) (Shotgun) P.Mahomes pass deep left to T.Hill for 20 yards, TOUCHDOWN. |
| 18 | 2 | 3-4-KC 37 | (1:27) (Shotgun) P.Mahomes pass short left to T.Kelce to TEN 45 for 18 yards (A.Jackson). |
| 17 | 2 | 1-10-KC 14 | (1:51) (Shotgun) P.Mahomes pass short right to Dam.Williams ran ob at KC 31 for 17 yards (K.Vaccaro). |
| 15 | 3 | 2-6-TEN 18 | (:38) (Shotgun) P.Mahomes pass short right to T.Hill pushed ob at TEN 3 for 15 yards (W.Woodyard). |
| 13 | 2 | 1-10-TEN 33 | (5:03) (Shotgun) P.Mahomes pass short right to S.Watkins to TEN 20 for 13 yards (A.Jackson). |
| 11 | 2 | 3-3-TEN 38 | (:54) (Shotgun) P.Mahomes pass short middle to S.Watkins to TEN 27 for 11 yards (J.Brown). |

Touchdown Scoring Information

| | | Offense | Defense | Special Teams |
|---------|--------------------|---------|---------|---------------|
| VISITOR | Tennessee Titans | 3 | 0 | 0 |
| HOME | Kansas City Chiefs | 5 | 0 | 0 |

Player Scoring Information

| Club | Player | TD | Rush TD | Rec TD | KO TD | Punt TD | Int TD | Fum TD | Misc TD | FG | XP | 2Pt Rush | 2Pt Rec | Sfty | Points |
|------|--------------|----|---------|--------|-------|---------|--------|--------|---------|----|----|----------|---------|------|--------|
| TEN | D.Henry | 0 | 1 | 0 | 0 | 0 | 0 | 0 | 0 | 0 | 0 | 0 | 0 | 0 | 6 |
| TEN | D.Kelly | 0 | 0 | 1 | 0 | 0 | 0 | 0 | 0 | 0 | 0 | 0 | 0 | 0 | 6 |
| TEN | A.Firkser | 0 | 0 | 1 | 0 | 0 | 0 | 0 | 0 | 0 | 0 | 0 | 0 | 0 | 6 |
| TEN | G.Joseph | 0 | 0 | 0 | 0 | 0 | 0 | 0 | 0 | 1 | 3 | 0 | 0 | 0 | 6 |
| KC | T.Hill | 0 | 0 | 2 | 0 | 0 | 0 | 0 | 0 | 0 | 0 | 0 | 0 | 0 | 12 |
| KC | Dam.Williams | 0 | 1 | 0 | 0 | 0 | 0 | 0 | 0 | 0 | 0 | 0 | 0 | 0 | 6 |
| KC | P.Mahomes | 0 | 1 | 0 | 0 | 0 | 0 | 0 | 0 | 0 | 0 | 0 | 0 | 0 | 6 |
| KC | S.Watkins | 0 | 0 | 1 | 0 | 0 | 0 | 0 | 0 | 0 | 0 | 0 | 0 | 0 | 6 |
| KC | H.Butker | 0 | 0 | 0 | 0 | 0 | 0 | 0 | 0 | 0 | 5 | 0 | 0 | 0 | 5 |

Possession Detail

| | First Half | | Second Half | | Game | |
|-----------------------------|------------|-------|-------------|-------|---------|-------|
| | Visitor | Home | Visitor | Home | Visitor | Home |
| Largest Lead | 10 | 4 | 0 | 18 | 10 | 18 |
| Drives Leading | 3 | 0 | 0 | 5 | 3 | 5 |
| Time of Possession Leading | 15:26 | 0:00 | 0:00 | 18:58 | 15:26 | 18:58 |
| Largest Deficit | -4 | -10 | -18 | 0 | -18 | -10 |
| Drives Trailing | 1 | 4 | 4 | 0 | 5 | 4 |
| Time of Possession Trailing | 0:11 | 10:52 | 11:02 | 0:00 | 11:13 | 10:52 |
| Times Score Tied Up | | 0 | | 0 | | 0 |
| Lead Changes | | 2 | | 0 | | 2 |

Playtime Percentage

Percent of playtime per player on offense, defense and special teams

| Tennessee Titans | | | | | | | Kansas City Chiefs | | | | | | | | |
|------------------|----|---------|------|---------|------|---------------|--------------------|-------------------|----|---------|------|---------|------|---------------|-----|
| | | Offense | | Defense | | Special Teams | | | | Offense | | Defense | | Special Teams | |
| R Saffold | G | 66 | 100% | | | 4 | 14% | S Wisniewski | G | 68 | 100% | | | 5 | 18% |
| N Davis | G | 66 | 100% | | | 4 | 14% | M Schwartz | T | 68 | 100% | | | 5 | 18% |
| J Conklin | T | 66 | 100% | | | 4 | 14% | E Fisher | T | 68 | 100% | | | 5 | 18% |
| T Lewan | T | 66 | 100% | | | 4 | 14% | L Duvernay-Tardif | G | 68 | 100% | | | 5 | 18% |
| B Jones | C | 66 | 100% | | | | | A Reiter | C | 68 | 100% | | | 5 | 18% |
| R Tannehill | QB | 65 | 98% | | | | | P Mahomes | QB | 68 | 100% | | | | |
| A Brown | WR | 61 | 92% | | | | | T Kelce | TE | 64 | 94% | | | | |
| C Davis | WR | 58 | 88% | | | | | T Hill | WR | 61 | 90% | | | 1 | 4% |
| J Smith | TE | 48 | 73% | | | 8 | 29% | D Williams | RB | 58 | 85% | | | | |
| D Henry | RB | 41 | 62% | | | | | S Watkins | WR | 56 | 82% | | | | |
| A Firkser | TE | 22 | 33% | | | 10 | 36% | B Bell | TE | 30 | 44% | | | 14 | 50% |
| D Lewis | RB | 22 | 33% | | | | | M Hardman | WR | 27 | 40% | | | 11 | 39% |
| T Sharpe | WR | 22 | 33% | | | | | D Robinson | WR | 25 | 37% | | | 5 | 18% |
| M Pruitt | TE | 18 | 27% | | | 14 | 50% | D Thompson | RB | 11 | 16% | | | 14 | 50% |
| K Blasingame | FB | 16 | 24% | | | 6 | 21% | A Sherman | FB | 6 | 9% | | | 20 | 71% |
| A Humphries | WR | 13 | 20% | | | | | D Yelder | TE | 2 | 3% | | | 4 | 14% |
| K Raymond | WR | 7 | 11% | | | 15 | 54% | D Sorensen | FS | | | 66 | 100% | 23 | 82% |
| D Kelly | T | 2 | 3% | | | 4 | 14% | T Mathieu | SS | | | 66 | 100% | | |
| M Mariota | QB | 1 | 2% | | | | | C Ward | CB | | | 65 | 98% | 8 | 29% |
| K Byard | FS | | | 68 | 100% | 4 | 14% | B Breeland | CB | | | 63 | 95% | | |
| K Vaccaro | SS | | | 68 | 100% | | | F Clark | DE | | | 55 | 83% | | |
| L Ryan | CB | | | 68 | 100% | | | T Kpassagnon | DE | | | 53 | 80% | 4 | 14% |
| H Landry | LB | | | 66 | 97% | | | D Wilson | LB | | | 45 | 68% | 5 | 18% |
| A Jackson | CB | | | 65 | 96% | | | A Hitchens | LB | | | 44 | 67% | 3 | 11% |
| T Brock | CB | | | 63 | 93% | | | D Nnadi | DT | | | 36 | 55% | 4 | 14% |
| K Correa | LB | | | 55 | 81% | 10 | 36% | K Fuller | CB | | | 36 | 55% | | |
| J Brown | LB | | | 53 | 78% | 6 | 21% | T Suggs | LB | | | 34 | 52% | | |
| J Casey | DT | | | 49 | 72% | | | C Jones | DT | | | 28 | 42% | | |
| D Jones | NT | | | 36 | 53% | 5 | 18% | R Ragland | LB | | | 28 | 42% | | |
| J Simmons | DT | | | 26 | 38% | 5 | 18% | M Pennel | NT | | | 24 | 36% | 4 | 14% |
| R Evans | LB | | | 26 | 38% | | | B Niemann | LB | | | 22 | 33% | 23 | 82% |
| D Roberson | LB | | | 22 | 32% | 14 | 50% | R Fenton | CB | | | 21 | 32% | 15 | 54% |
| A Johnson | NT | | | 21 | 31% | 9 | 32% | X Williams | DT | | | 17 | 26% | 4 | 14% |
| A Hooker | FS | | | 20 | 29% | 24 | 86% | D Harris | LB | | | 14 | 21% | | |
| W Woodyard | LB | | | 20 | 29% | 10 | 36% | K Saunders | DT | | | 10 | 15% | | |
| D Long | LB | | | 17 | 25% | 9 | 32% | J Lucas | SS | | | | | 23 | 82% |
| D Cruikshank | SS | | | 4 | 6% | 24 | 86% | D O'Daniel | LB | | | | | 23 | 82% |
| M Dickerson | DT | | | 2 | 3% | 5 | 18% | B Pringle | WR | | | | | 19 | 68% |
| J Kalu | CB | | | | | 24 | 86% | A Watts | SS | | | | | 15 | 54% |
| T Smith | CB | | | | | 24 | 86% | H Butker | K | | | | | 11 | 39% |
| D Bates | LB | | | | | 24 | 86% | J Winchester | LS | | | | | 9 | 32% |
| L Sims | CB | | | | | 9 | 32% | D Colquitt | P | | | | | 9 | 32% |
| G Joseph | K | | | | | 9 | 32% | A Brown | CB | | | | | 6 | 21% |
| B Kern | P | | | | | 8 | 29% | N Allegretti | C | | | | | 5 | 18% |
| B Brinkley | LS | | | | | 8 | 29% | | | | | | | | |
| J Douglas | G | | | | | 4 | 14% | | | | | | | | |



ABRIDGED HISTORY

Updated through January 20, 2020

*The non-abridged history is available
in the 2019 Titans Media Guide*

2019 SEASON (9-7 REGULAR SEASON, 2-1 PLAYOFFS) • 2ND PLACE AFC SOUTH

| DATE | OPPONENT | SCORE | W/L | ATT |
|---------|-----------------|-------|-----|--------|
| Sep. 8 | at Cleveland | 43-13 | W | 67,431 |
| Sep. 15 | INDIANAPOLIS | 17-19 | L | 62,849 |
| Sep. 19 | at Jacksonville | 7-20 | L | 58,613 |
| Sep. 29 | at Atlanta | 24-10 | W | 72,108 |
| Oct. 6 | BUFFALO | 7-14 | L | 66,910 |
| Oct. 13 | at Denver | 0-16 | L | 75,815 |
| Oct. 20 | L.A. CHARGERS | 23-20 | W | 62,431 |
| Oct. 27 | TAMPA BAY | 27-23 | W | 62,073 |
| Nov. 3 | at Carolina | 20-30 | L | 72,540 |
| Nov. 10 | KANSAS CITY | 35-32 | W | 68,864 |
| Nov. 24 | JACKSONVILLE | 42-20 | W | 60,926 |
| Dec. 1 | at Indianapolis | 31-17 | W | 60,361 |
| Dec. 8 | at Oakland | 42-21 | W | 52,760 |
| Dec. 15 | HOUSTON | 21-24 | L | 65,265 |
| Dec. 22 | NEW ORLEANS | 28-38 | L | 66,756 |
| Dec. 29 | at Houston | 35-14 | W | 71,794 |
| Jan. 4 | at New England | 20-13 | W | 65,878 |
| Jan. 11 | at Baltimore | 28-12 | W | 71,254 |
| Jan. 19 | at Kansas City | 24-35 | L | 73,656 |

| | TITANS | OPP |
|--------------------|---------|----------|
| Total First Downs | 317 | 335 |
| Rushing | 104 | 95 |
| Passing | 177 | 213 |
| Penalty | 36 | 27 |
| 3rd Down: Made/Att | 70/185 | 74/204 |
| 3rd Down Pct. | 37.8 | 36.3 |
| 4th Down: Made/Att | 4/14 | 10/25 |
| 4th Down Pct. | 28.6 | 40.0 |
| Possession Avg. | 28:31 | 31:29 |
| Total Net Yards | 5,805 | 5,752 |
| Avg. Per Game | 362.8 | 359.5 |
| Total Plays | 949 | 1056 |
| Avg. Per Play | 6.1 | 5.4 |
| Net Yards Rushing | 2,223 | 1,672 |
| Avg. Per Game | 138.9 | 104.5 |
| Total Rushes | 445 | 415 |
| Net Yards Passing | 3,582 | 4,080 |
| Avg. Per Game | 223.9 | 255.0 |
| Sacked/Yards Lost | 56/374 | 43/276 |
| Gross Yards | 3956 | 4356 |
| Att./Completions | 448/297 | 598/386 |
| Completion Pct. | 66.3 | 64.5 |
| Had Intercepted | 8 | 14 |
| Punts/Average | 78/47.1 | 71/46.5 |
| Net Punting Avg. | 78/43.1 | 71/42.7 |
| Penalties/Yards | 99/932 | 125/1025 |
| Fumbles/Ball Lost | 21/9 | 16/9 |
| Touchdowns | 54 | 39 |
| Rushing | 21 | 14 |
| Passing | 29 | 25 |
| Returns | 4 | 0 |

| BY PERIODS | 1 | 2 | 3 | 4 | OT | PTS |
|------------|----|----|-----|-----|----|-----|
| Team | 69 | 77 | 110 | 146 | 0 | 402 |
| Opponents | 74 | 99 | 87 | 71 | 0 | 331 |

| SCORING | TD | RU | PA | RT | PAT | FG | S | TP |
|--------------|----|----|----|----|-------|-------|---|-----|
| Henry | 18 | 16 | 2 | 0 | | | 0 | 108 |
| A. Brown | 9 | 1 | 8 | 0 | | | 0 | 54 |
| Succop | 0 | 0 | 0 | 0 | 24/25 | 1/6 | 0 | 27 |
| Tannehill | 4 | 4 | 0 | 0 | | | 0 | 26 |
| Santos | 0 | 0 | 0 | 0 | 12/12 | 4/9 | 0 | 24 |
| Sharpe | 4 | 0 | 4 | 0 | | | 0 | 24 |
| Jon. Smith | 3 | 0 | 3 | 0 | | | 0 | 18 |
| Parkey | 0 | 0 | 0 | 0 | 5/6 | 3/3 | 0 | 14 |
| C. Davis | 2 | 0 | 2 | 0 | | | 0 | 12 |
| Humphries | 2 | 0 | 2 | 0 | | | 0 | 12 |
| De. Walker | 2 | 0 | 2 | 0 | | | 0 | 12 |
| Joseph | 0 | 0 | 0 | 0 | 9/9 | 0/0 | 0 | 9 |
| J. Brown | 1 | 0 | 0 | 1d | | | 0 | 6 |
| Butler | 1 | 0 | 0 | 1a | | | 0 | 6 |
| Evans | 1 | 0 | 0 | 1b | | | 0 | 6 |
| Firkser | 1 | 0 | 1 | 0 | | | 0 | 6 |
| Kelly | 1 | 0 | 1 | 0 | | | 0 | 6 |
| D. Lewis | 1 | 0 | 1 | 0 | | | 0 | 6 |
| Pruitt | 1 | 0 | 1 | 0 | | | 0 | 6 |
| Quessenberry | 1 | 0 | 1 | 0 | | | 0 | 6 |
| Raymond | 1 | 0 | 1 | 0 | | | 0 | 6 |
| T. Smith | 1 | 0 | 0 | 1c | | | 0 | 6 |
| Wake | 0 | 0 | 0 | 0 | | | 1 | 2 |
| Team | 54 | 21 | 29 | 4 | 50/52 | 8/18 | 1 | 402 |
| Opponents | 39 | 14 | 25 | 0 | 30/35 | 21/27 | 0 | 331 |

2-Pt Conversions: Tannehill, TM 1-2, OPP 2-4

FUM/Lost: Tannehill 6/3, Henry 5/3, Mariota 3/0, A. Brown 1/0, C. Davis 1/0, Humphries 1/0, Jackson 1/1, D. Lewis 1/1, Raymond 1/1, De. Walker 1/0

| PASSING | Att | Cmp | Pct | Yards | Yds/Att | TD | Int | Lg | Sk/Yds | Rating |
|-----------|-----|-----|-------|-------|---------|----|-----|-----|--------|--------|
| Tannehill | 286 | 201 | 2,742 | 70.3 | 9.59 | 22 | 6 | 91t | 31/212 | 117.5 |
| Mariota | 160 | 95 | 1,203 | 59.4 | 7.52 | 7 | 2 | 75t | 25/162 | 92.3 |
| Kern | 2 | 1 | 11 | 50.0 | 5.50 | 0 | 0 | 11 | 0/0 | 66.7 |
| Team | 448 | 297 | 3,956 | 66.3 | 8.83 | 29 | 8 | 91t | 56/374 | 108.3 |
| Opponents | 598 | 386 | 4,356 | 64.5 | 7.28 | 25 | 14 | 63t | 43/276 | 90.4 |

| RUSHING | No | Yds | Avg | Lg | TD |
|------------|-----|-------|------|-----|----|
| Henry | 303 | 1,540 | 5.1 | 74t | 16 |
| D. Lewis | 54 | 209 | 3.9 | 17 | 0 |
| Tannehill | 43 | 185 | 4.3 | 25 | 4 |
| Mariota | 24 | 129 | 5.4 | 15 | 0 |
| Jon. Smith | 4 | 78 | 19.5 | 57 | 0 |
| A. Brown | 3 | 60 | 20.0 | 49t | 1 |
| Dawkins | 11 | 26 | 2.4 | 14 | 0 |
| Humphries | 1 | 1 | 1.0 | 1 | 0 |
| Kern | 1 | 0 | 0.0 | 0 | 0 |
| Raymond | 1 | -5 | -5.0 | -5 | 0 |
| Team | 445 | 2,223 | 5.0 | 74t | 21 |
| Opponents | 415 | 1,672 | 4.0 | 69 | 14 |

| RECEIVING | No | Yds | Avg | Lg | TD |
|--------------|-----|-------|------|-----|----|
| A. Brown | 52 | 1,051 | 20.2 | 91t | 8 |
| C. Davis | 43 | 601 | 14.0 | 38 | 2 |
| Humphries | 37 | 374 | 10.1 | 30 | 2 |
| Jon. Smith | 35 | 439 | 12.5 | 57 | 3 |
| Sharpe | 25 | 329 | 13.2 | 47 | 4 |
| D. Lewis | 25 | 164 | 6.6 | 24 | 1 |
| De. Walker | 21 | 215 | 10.2 | 29 | 2 |
| Henry | 18 | 206 | 11.4 | 75t | 2 |
| Firkser | 14 | 204 | 14.6 | 39 | 1 |
| Raymond | 9 | 170 | 18.9 | 52 | 1 |
| Pruitt | 6 | 90 | 15.0 | 42 | 1 |
| Blasingame | 4 | 54 | 13.5 | 24 | 0 |
| Jennings | 2 | 17 | 8.5 | 11 | 0 |
| Hollister | 2 | 13 | 6.5 | 11 | 0 |
| R. Davis | 1 | 16 | 16.0 | 16 | 0 |
| Byard | 1 | 11 | 11.0 | 11 | 0 |
| Kelly | 1 | 1 | 1.0 | 1t | 1 |
| Quessenberry | 1 | 1 | 1.0 | 1t | 1 |
| Team | 297 | 3,956 | 13.3 | 91t | 29 |
| Opponents | 386 | 4,356 | 11.3 | 63t | 25 |

| INTERCEPTIONS | No | Yds | Avg | Lg | TD |
|---------------|----|-----|------|-----|----|
| Byard | 5 | 79 | 15.8 | 28 | 0 |
| Ryan | 4 | 16 | 4.0 | 16 | 0 |
| Butler | 2 | 61 | 30.5 | 38t | 1 |
| Vaccaro | 1 | 2 | 2.0 | 2 | 0 |
| J. Brown | 1 | 0 | 0.0 | 0 | 0 |
| Landry | 1 | 0 | 0.0 | 0 | 0 |
| Team | 14 | 158 | 11.3 | 38t | 1 |
| Opponents | 8 | 204 | 25.5 | 86 | 0 |

| PUNTING | No | Yds | Avg | Net | TB | In | Lg | B |
|-----------|----|-------|------|------|----|----|----|---|
| Kern | 78 | 3,672 | 47.1 | 43.1 | 2 | 37 | 70 | 0 |
| Team | 78 | 3,672 | 47.1 | 43.1 | 2 | 37 | 70 | 0 |
| Opponents | 71 | 3,300 | 46.5 | 42.7 | 5 | 32 | 64 | 0 |

| PUNT RETURNS | No | FC | Yds | Avg | Lg | TD |
|--------------|----|----|-----|------|----|----|
| Humphries | 12 | 19 | 78 | 6.5 | 21 | 0 |
| Raymond | 4 | 7 | 45 | 11.3 | 14 | 0 |
| Jackson | 3 | 1 | 26 | 8.7 | 17 | 0 |
| R. Davis | 2 | 3 | 9 | 4.5 | 10 | 0 |
| Sims | 1 | 0 | 11 | 11.0 | 11 | 0 |
| Team | 22 | 30 | 169 | 7.7 | 21 | 0 |
| Opponents | 30 | 19 | 269 | 9.0 | 42 | 0 |

| KICKOFF RETURNS | No | Yds | Avg | Lg | TD |
|-----------------|----|-----|------|----|----|
| Raymond | 18 | 403 | 22.4 | 45 | 0 |
| Jennings | 9 | 196 | 21.8 | 26 | 0 |
| Jackson | 2 | 23 | 11.5 | 23 | 0 |
| Jon. Smith | 1 | 16 | 16.0 | 16 | 0 |
| Team | 30 | 638 | 21.3 | 45 | 0 |
| Opponents | 37 | 877 | 23.7 | 47 | 0 |

| FIELD GOALS | 1-19 | 20-29 | 30-39 | 40-49 | 50+ |
|-------------|------|-------|-------|-------|-----|
| Santos | 0/0 | 0/0 | 1/3 | 2/3 | 1/3 |
| Succop | 0/0 | 0/0 | 0/1 | 0/4 | 0/1 |
| Parkey | 0/0 | 0/0 | 0/0 | 2/2 | 1/1 |
| Team | 0/0 | 0/0 | 2/4 | 4/9 | 2/5 |
| Opponents | 0/0 | 5/5 | 4/5 | 9/11 | 3/6 |

TEAM/Santos: (37G,53G) (49G,45N) () (45G) (50N,36N, 33B, 53N) () () () () () () () () (43N,56N,44N) () () (31G) (42N) (45B) () () Parkey: () () () () () (45G) (51G,42G) () () () () () () () Joseph: () () () () () () () () () () () () () () () OPP: () () (40G,48G) (32N,42G) () (31G,53G,48G) (29G, 50G) (22G,48G,24G) (35G,49N) (30G,41G,43G,39G,52B) (49G,50G) (55N,53B,28G,46B) () (29G) (47G) ()

SACKS
Landry 9, Casey 5, Correa 5, Ryan 4.5, Roberson 3, Evans 2.5, Wake 2.5, Finch 2, Simmons 2, Mack 1.5, J. Brown 1, Gilbert 1, D. Jones 1, Vaccaro 1, Woodyard 1, (group) 1,
Titans 43, Opponents 56

TACKLES (Solo-Assists-Total)
Evans (139-84-55), Ryan (120-76-44), Brown (117-89-28), Vaccaro (104-62-42), Byard (91-57-34), Landry III (81-56-25), Casey (61-41-20), Jones (50-34-16), Woodyard (46-32-14), Jackson (40-36-4), Simmons (40-25-15), Correa (37-23-14), Sims (31-23-8), Butler (30-23-7), Johnson (29-16-13), Smith (24-19-5), Gilbert (24-15-9), Long Jr. (15-8-7), Brock Sr. (13-10-3), Finch (13-10-3), Hooker (13-8-5), Mack (11-6-5), Orr (9-7-2), Wake (5-3-2), Roberson (4-4-0), Urban (4-2-2), Dickerson (2-2-0), Kalu (2-2-0), Bates (1-1-0), Ivie (1-0-1)

USUAL STARTING LINEUP

| | |
|----|-------------------------|
| WR | Corey Davis (84) |
| TE | Jonnu Smith (81) |
| LT | Taylor Lewan (77) |
| LG | Rodger Saffold III (76) |
| C | Ben Jones (60) |
| RG | Nate Davis (64) |
| RT | Jack Conklin (78) |
| TE | MyCole Pruitt (85) |
| WR | A.J. Brown (11) |
| QB | Ryan Tannehill (17) |
| RB | Derrick Henry (22) |

DEFENSE

| | |
|-----|--|
| DE | Jeffery Simmons (98) |
| NT | DaQuan Jones (99) |
| DT | Jurrell Casey (99) |
| OLB | Kamalei Correa (44)/Reggie Gilbert (93) |
| ILB | Rashaan Evans (54) |
| ILB | Jayon Brown (55) |
| OLB | Harold Landry III (58) |
| CB | Malcolm Butler (21)/Adoree' Jackson (25) |
| SS | Kenny Vaccaro (24) |
| FS | Kevin Byard (31) |
| CB | Logan Ryan (26) |

SPECIALISTS

| | |
|----|--|
| K | Cairo Santos (7)/Cody Parkey (3)/Ryan Succop (4)/Greg Joseph (7) |
| P | Brett Kern (6) |
| PR | Adam Humphries (10) |
| KR | Kalif Raymond (14) |

Pro Bowl All-Pro

GM: Jon Robinson; Head Coach: Mike Vrabel
Asst. Coaches: Dean Pees (def. coordinator), Arthur Smith (off. coordinator), Craig Aukerman (ST), Brian Bell (strength and conditioning assist.), Scott Booker (def. assist.), Shane Bowen (OLB), Keith Carter (OL), Kerry Coombs (secondary), Ryan Crow (def. assist.), Tony Dews (RB), Todd Downing (TE), Matt Edwards (assist. ST), Mondray Gee (strength and conditioning assist.), Chandler Henley (quality control), Tyrone McKenzie (ILB), Rob Moore (WR), Pat O'Hara (QB), Matt Pees (quality control), Frank Piraino (strength and conditioning), Luke Steckel (off. assist.), Mike Sullivan (off. assist.), Terrell Williams (DL)

AMERICAN FOOTBALL CONFERENCE STANDINGS

| AFC EAST | W | L | T | Pct |
|----------------------|----|----|---|------|
| New England | 12 | 4 | 0 | .750 |
| * Buffalo | 10 | 6 | 0 | .625 |
| New York Jets | 7 | 9 | 0 | .438 |
| Miami | 5 | 11 | 0 | .313 |
| AFC NORTH | W | L | T | Pct |
| Baltimore | 14 | 2 | 0 | .875 |
| Pittsburgh | 8 | 8 | 0 | .500 |
| Cleveland | 6 | 10 | 0 | .375 |
| Cincinnati | 2 | 14 | 0 | .125 |
| AFC SOUTH | W | L | T | Pct |
| Houston | 10 | 6 | 0 | .625 |
| * Tennessee | 9 | 7 | 0 | .563 |
| Indianapolis | 7 | 9 | 0 | .438 |
| Jacksonville | 6 | 10 | 0 | .375 |
| AFC WEST | W | L | T | Pct |
| Kansas City | 12 | 4 | 0 | .750 |
| Denver | 7 | 9 | 0 | .438 |
| Oakland | 7 | 9 | 0 | .438 |
| Los Angeles Chargers | 5 | 11 | 0 | .313 |

NATIONAL FOOTBALL CONFERENCE STANDINGS

| NFC EAST | W | L | T | Pct |
|------------------|----|----|---|------|
| Philadelphia | 9 | 7 | 0 | .563 |
| Dallas | 8 | 8 | 0 | .500 |
| New York Giants | 4 | 12 | 0 | .250 |
| Washington | 3 | 13 | 0 | .188 |
| NFC NORTH | W | L | T | Pct |
| Green Bay | 13 | 3 | 0 | .813 |
| * Minnesota | 10 | 6 | 0 | .625 |
| Chicago | 8 | 8 | 0 | .500 |
| Detroit | 3 | 12 | 1 | .219 |
| NFC SOUTH | W | L | T | Pct |
| New Orleans | 13 | 3 | 0 | .813 |
| Atlanta | 7 | 9 | 0 | .438 |
| Tampa Bay | 7 | 9 | 0 | .438 |
| Carolina | 5 | 11 | 0 | .313 |
| NFC WEST | W | L | T | Pct |
| San Francisco | 13 | 3 | 0 | .813 |
| * Seattle | 11 | 5 | 0 | .688 |
| Los Angeles Rams | 9 | 7 | 0 | .563 |
| Arizona | 5 | 10 | 1 | .344 |

* Wild Card for Playoffs

2018 SEASON (9-7 REGULAR SEASON, 0-0 PLAYOFFS) • 3RD PLACE AFC SOUTH

| DATE | OPPONENT | SCORE | W/L | ATT |
|---------|------------------|--------|-----|--------|
| Sep. 9 | at Miami | 20-27 | L | 65,184 |
| Sep. 16 | HOUSTON | 20-17 | W | 62,372 |
| Sep. 23 | at Jacksonville | 9-6 | W | 64,015 |
| Sep. 30 | PHILADELPHIA | 26-23* | W | 69,013 |
| Oct. 7 | at Buffalo | 12-13 | L | 68,202 |
| Oct. 14 | BALTIMORE | 0-21 | L | 64,441 |
| Oct. 21 | at L.A. Chargers | 19-20 | L | 84,301 |
| Nov. 5 | at Dallas | 28-14 | W | 90,466 |
| Nov. 11 | NEW ENGLAND | 34-10 | W | 69,363 |
| Nov. 18 | at Indianapolis | 10-38 | L | 57,401 |
| Nov. 26 | at Houston | 17-34 | L | 71,826 |
| Dec. 2 | N.Y. JETS | 26-22 | W | 60,904 |
| Dec. 6 | JACKSONVILLE | 30-9 | W | 60,344 |
| Dec. 16 | at N.Y. Giants | 17-0 | W | 74,538 |
| Dec. 22 | WASHINGTON | 25-16 | W | 60,746 |
| Dec. 30 | INDIANAPOLIS | 17-33 | L | 68,978 |

* Overtime

| | TITANS | OPP |
|--------------------|---------|---------|
| Total First Downs | 289 | 298 |
| Rushing | 106 | 98 |
| Passing | 156 | 182 |
| Penalty | 27 | 18 |
| 3rd Down: Made/Att | 82/205 | 75/205 |
| 3rd Down Pct. | 40.0 | 36.6 |
| 4th Down: Made/Att | 7/12 | 11/20 |
| 4th Down Pct. | 58.3 | 55.0 |
| Possession Avg. | 29:28 | 30:02 |
| Total Net Yards | 4998 | 5334 |
| Avg. Per Game | 312.4 | 333.4 |
| Total Plays | 938 | 1001 |
| Avg. Per Play | 5.3 | 5.3 |
| Net Yards Rushing | 2023 | 1863 |
| Avg. Per Game | 126.4 | 116.4 |
| Total Rushes | 454 | 429 |
| Net Yards Passing | 2975 | 3471 |
| Avg. Per Game | 185.9 | 216.9 |
| Sacked/Yards Lost | 47/280 | 39/248 |
| Gross Yards | 3255 | 3719 |
| Att./Completions | 437/293 | 533/337 |
| Completion Pct. | 67.0 | 63.2 |
| Had Intercepted | 12 | 11 |
| Punts/Average | 75/46.4 | 71/46.1 |
| Net Punting Avg. | 75/41.7 | 71/39.4 |
| Penalties/Yards | 82/727 | 120/984 |
| Fumbles/Ball Lost | 18/6 | 14/6 |
| Touchdowns | 34 | 32 |
| Rushing | 15 | 9 |
| Passing | 16 | 21 |
| Returns | 3 | 2 |

| BY PERIODS | 1 | 2 | 3 | 4 | OT | PTS |
|------------|----|-----|----|-----|----|-----|
| Team | 76 | 58 | 69 | 101 | 6 | 310 |
| Opponents | 70 | 105 | 63 | 62 | 3 | 303 |

| SCORING | TD | RU | PA | RT | PAT | FG | S | TP |
|------------|----|----|----|----|-------|-------|---|-----|
| Succop | 0 | 0 | 0 | 0 | 28/31 | 26/30 | 0 | 106 |
| Henry | 12 | 12 | 0 | 0 | | | 0 | 72 |
| C. Davis | 4 | 0 | 4 | 0 | | | 0 | 24 |
| J. Smith | 3 | 0 | 3 | 0 | | | 0 | 18 |
| D. Lewis | 2 | 1 | 1 | 0 | | | 0 | 12 |
| Mariota | 2 | 2 | 0 | 0 | | | 0 | 12 |
| Sharpe | 2 | 0 | 2 | 0 | | | 0 | 12 |
| Stocker | 2 | 0 | 2 | 0 | | | 0 | 12 |
| Brown | 1 | 0 | 0 | 1 | | | 0 | 6 |
| Butler | 1 | 0 | 0 | 1 | | | 0 | 6 |
| Cruikshank | 1 | 0 | 1 | 0 | | | 0 | 6 |
| Firkser | 1 | 0 | 1 | 0 | | | 0 | 6 |
| Jennings | 1 | 0 | 0 | 1 | | | 0 | 6 |
| Pruitt LG | 1 | 0 | 1 | 0 | | | 0 | 6 |
| Pruitt TM | 1 | 0 | 1 | 0 | | | 0 | 6 |
| Taylor | 1 | 0 | 1 | 0 | | | 0 | 6 |
| Team | 34 | 15 | 16 | 3 | 28/31 | 26/30 | 0 | 310 |
| Opponents | 32 | 9 | 21 | 2 | 31/32 | 26/29 | 1 | 303 |

2-Pt Conversions: TM 0-1, OPP 0-0

FUM/Lost: Mariota 9/2, Jackson 3/1, Batson 1/0, C. Davis 1/0, Henry 1/1, D. Lewis 1/1, J. Smith 1/0, Taylor 1/1

| RUSHING | No | Yds | Avg | Lg | TD |
|----------|-----|------|-----|-----|----|
| Henry | 215 | 1059 | 4.9 | 99t | 12 |
| D. Lewis | 155 | 517 | 3.3 | 36 | 1 |
| Mariota | 64 | 357 | 5.6 | 27 | 2 |
| Davis | 6 | 55 | 9.2 | 39 | 0 |

| PASSING | Att | Cmp | Pct | Yards | Yds/Att | TD | Int | Lg | Sk/Yds | Rating |
|-----------|-----|-----|-------|-------|---------|----|-----|-----|--------|--------|
| Mariota | 331 | 228 | 68.9 | 2528 | 7.64 | 11 | 8 | 61t | 42/243 | 92.3 |
| Gabbert | 101 | 61 | 60.4 | 626 | 6.20 | 4 | 4 | 35 | 5/37 | 74.9 |
| Henry | 3 | 2 | 66.7 | 14 | 4.67 | 0 | 0 | 8 | 0/0 | 77.1 |
| Byard | 1 | 1 | 100.0 | 66 | 66.00 | 1 | 0 | 66t | 0/0 | 158.3 |
| Jennings | 1 | 1 | 100.0 | 21 | 21.00 | 0 | 0 | 21 | 0/0 | 118.8 |
| Team | 437 | 293 | 67.0 | 3255 | 7.45 | 16 | 12 | 66t | 47/280 | 89.8 |
| Opponents | 533 | 337 | 63.2 | 3719 | 6.98 | 21 | 11 | 75t | 39/248 | 88.4 |

| | | | | | |
|--------------|-----|------|------|-----|----|
| Fluellen | 4 | 16 | 4.0 | 13 | 0 |
| Sharpe | 1 | 16 | 16.0 | 16 | 0 |
| McNichols LG | 2 | 4 | 2.0 | 7 | 0 |
| Jennings | 1 | 2 | 2.0 | 2 | 0 |
| Batson | 1 | 1 | 1.0 | 1 | 0 |
| Gabbert | 6 | 0 | 0.0 | 1 | 0 |
| Stocker | 1 | 0 | 0.0 | 0 | 0 |
| Team | 454 | 2023 | 4.5 | 99t | 15 |
| Opponents | 429 | 1863 | 4.3 | 97t | 9 |

| RECEIVING | No | Yds | Avg | Lg | TD |
|-------------|-----|------|------|-----|----|
| C. Davis | 65 | 891 | 13.7 | 51 | 4 |
| D. Lewis | 59 | 400 | 6.8 | 37 | 1 |
| Taylor | 37 | 466 | 12.6 | 55 | 1 |
| Sharpe | 26 | 316 | 12.2 | 28 | 2 |
| J. Smith | 20 | 258 | 12.9 | 61t | 3 |
| Firkser | 19 | 225 | 11.8 | 28 | 1 |
| Stocker | 15 | 165 | 11.0 | 31 | 2 |
| Henry | 15 | 99 | 6.6 | 21 | 0 |
| Jennings | 11 | 101 | 9.2 | 36 | 0 |
| Pruitt LG | 9 | 102 | 11.3 | 27 | 1 |
| Pruitt TM | 9 | 102 | 11.3 | 27 | 1 |
| Batson | 8 | 82 | 10.3 | 26 | 0 |
| Walker | 4 | 52 | 13.0 | 16 | 0 |
| Matthews TM | 3 | 11 | 3.7 | 4 | 0 |
| Cruikshank | 1 | 66 | 66.0 | 66t | 1 |
| Mariota | 1 | 21 | 21.0 | 21 | 0 |
| Team | 293 | 3255 | 11.1 | 66t | 16 |
| Opponents | 337 | 3719 | 11.0 | 75t | 21 |

| INTERCEPTIONS | No | Yds | Avg | Lg | TD |
|---------------|----|-----|------|-----|----|
| Byard | 4 | 1 | 0.3 | 1 | 0 |
| Butler | 3 | 90 | 30.0 | 56t | 1 |
| Jackson | 2 | 7 | 3.5 | 7 | 0 |
| Brown | 1 | 22 | 22.0 | 22t | 1 |
| Vaccaro | 1 | 0 | 0.0 | 0 | 0 |
| Team | 11 | 120 | 10.9 | 56t | 2 |
| Opponents | 12 | 219 | 18.3 | 54 | 1 |

| PUNTING | No | Yds | Avg | Net | TB | In | Lg | B |
|-----------|----|------|------|------|----|----|----|---|
| Kern | 74 | 3483 | 47.1 | 41.7 | 3 | 39 | 62 | 1 |
| Team | 75 | 3483 | 46.4 | 41.7 | 3 | 39 | 62 | 1 |
| Opponents | 71 | 3275 | 46.1 | 39.4 | 12 | 27 | 68 | 0 |

| PUNT RETURNS | No | FC | Yds | Avg | Lg | TD |
|--------------|----|----|-----|------|----|----|
| Jackson | 16 | 9 | 148 | 9.3 | 26 | 0 |
| Matthews TM | 4 | 0 | 38 | 9.5 | 18 | 0 |
| Williams TM | 4 | 1 | 47 | 11.8 | 38 | 0 |
| Batson | 3 | 1 | 4 | 1.3 | 5 | 0 |
| Team | 27 | 11 | 237 | 8.8 | 38 | 0 |
| Opponents | 33 | 16 | 296 | 9.0 | 51 | 0 |

| KICKOFF RETURNS | No | Yds | Avg | Lg | TD |
|-----------------|----|-----|------|------|----|
| Jennings | 22 | 698 | 31.7 | 94t | 1 |
| Cruikshank | 1 | 39 | 39.0 | 39 | 0 |
| Team | 23 | 737 | 32.0 | 94t | 1 |
| Opponents | 25 | 696 | 27.8 | 102t | 1 |

| FIELD GOALS | 1-19 | 20-29 | 30-39 | 40-49 | 50+ |
|-------------|------|-------|-------|-------|-----|
| Succop | 0/0 | 5/6 | 13/13 | 5/7 | 3/4 |
| Team | 0/0 | 5/6 | 13/13 | 5/7 | 3/4 |
| Opponents | 0/0 | 6/6 | 8/9 | 8/8 | 4/6 |

TEAM/Succop: (47G,53G)(42G,31G)(39G,48N,36G,28G)(42G,33G)(25G,54G,39G,50G)() (28G,33G,51N)(28N)(33G, 31G) (42G)(31G)(24G,33G)(33G)(48N,22G)(42G,33G) (38G) OPP: (27G,30G)(54N,34G)(46G,38G)(27G,30G,37G) (40G,46G)() (29G,28G)(38N)(52G,52N)(22G)(43G,47G) (54G,34G,43G,39G,39G)() (50G,40G,46G)(53G,25G)

SACKS
Casey 7, Brown 6, Landry 4.5, Woodyard 4.5, Ryan 4, Correa 3.5, Byard 2, Vaccaro 2, Finch 1.5, Orakpo 1.5, Butler 1, Johnson 1, D. Morgan 0.5
Titans 39, Opponents 47

TACKLES (Solo-Assists-Total)
Woodyard (124-85-39), Brown (107-76-31), Byard (96-64-32), Ryan (85-54-31), Casey (72-46-26), Vaccaro (70-45-25), Jackson (69-62-7), Evans (63-42-21), Butler (56-49-7), Landry (46-26-20), Orakpo (40-24-16), Jones (39-19-20), Morgan (37-25-12), Lewis (28-19-9), Correa (27-17-10), Johnson (25-16-9), Finch (22-16-6), Sims (21-15-6), Logan (16-8-8), Compton (11-7-4), Bates (6-3-3), Kilgo (5-3-2), Dickerson (3-2-1), Cruikshank (2-2-0), Wallace (1-0-1)

| USUAL STARTING LINEUP | |
|-----------------------|--------------------------------------|
| OFFENSE | |
| WR | Corey Davis (84) |
| TE | Jonnu Smith (81) |
| LT | Taylor Lewan (77) |
| LG | Quinton Spain (67) |
| C | Ben Jones (60) |
| RG | Josh Kline (64) |
| RT | Jack Conklin (78) |
| TE | Luke Stocker (88) |
| WR | Tajae Sharpe (19) |
| QB | Marcus Mariota (8) |
| RB | Derrick Henry (22) |
| DEFENSE | |
| DE | DaQuan Jones (90) |
| NT | Austin Johnson (94) |
| DT | Jurrell Casey (99) |
| OLB | Derrick Morgan (91) |
| ILB | Wesley Woodyard (59) |
| ILB | Jayon Brown (55)/Rashaan Evans (54) |
| OLB | Brian Orakpo (98) |
| CB | Logan Ryan (26)/Adoree' Jackson (25) |
| SS | Kenny Vaccaro (24) |
| FS | Kevin Byard (31) |
| CB | Malcolm Butler (21) |

| | |
|-------------|----------------------|
| SPECIALISTS | |
| K | Ryan Succop (4) |
| P | Brett Kern (6) |
| PR | Adoree' Jackson (25) |
| KR | Darius Jennings (15) |

Pro Bowl All-Pro

GM: Jon Robinson; Head Coach: Mike Vrabel
Asst. Coaches: Matt LaFleur (off. coordinator), Dean Pees (def. coordinator), Craig Aukerman (ST), Brian Bell (strength and conditioning assist.), Scott Booker (def. assist.), Shane Bowen (OLB), Keith Carter (OL), Kerry Coombs (second-ary), Ryan Crow (def. assist.), Tony Dews (RB), Matt Edwards (assist. ST), Chandler Henley (quality control), Tom Kanavy (strength and conditioning), Tyrone McKenzie (ILB), Rob Moore (WR), Pat O'Hara (QB), Matt Pees (quality control), Taylor Porter (strength and conditioning assist.), Arthur Smith (TE), Luke Steckel (off. assist.), Mike Sullivan (off. assist.), Terrell Williams (DL)

| AMERICAN FOOTBALL CONFERENCE STANDINGS | | | | |
|--|----|----|---|------|
| AFC EAST | W | L | T | Pct |
| New England | 11 | 5 | 0 | .688 |
| Miami | 7 | 9 | 0 | .438 |
| Buffalo | 6 | 10 | 0 | .375 |
| New York Jets | 4 | 12 | 0 | .250 |
| AFC NORTH | W | L | T | Pct |
| Baltimore | 10 | 6 | 0 | .625 |
| Pittsburgh | 9 | 6 | 1 | .594 |
| Cleveland | 7 | 8 | 1 | .469 |
| Cincinnati | 6 | 10 | 0 | .375 |
| AFC SOUTH | W | L | T | Pct |
| Houston | 11 | 5 | 0 | .688 |
| * Indianapolis | 10 | 6 | 0 | .625 |
| Tennessee | 9 | 7 | 0 | .563 |
| Jacksonville | 5 | 11 | 0 | .313 |
| AFC WEST | W | L | T | Pct |
| Kansas City | 12 | 4 | 0 | .750 |
| * Los Angeles Chargers | 12 | 4 | 0 | .750 |
| Denver | 6 | 10 | 0 | .375 |
| Oakland | 4 | 12 | 0 | .250 |

| NATIONAL FOOTBALL CONFERENCE STANDINGS | | | | |
|--|----|----|---|------|
| NFC EAST | W | L | T | Pct |
| Dallas | 10 | 6 | 0 | .625 |
| * Philadelphia | 9 | 7 | 0 | .563 |
| Washington | 7 | 9 | 0 | .438 |
| New York Giants | 5 | 11 | 0 | .313 |
| NFC NORTH | W | L | T | Pct |
| Chicago | 12 | 4 | 0 | .750 |
| Minnesota | 8 | 7 | 1 | .531 |
| Green Bay | 6 | 9 | 1 | .406 |
| Detroit | 6 | 10 | 0 | .375 |
| NFC SOUTH | W | L | T | Pct |
| New Orleans | 13 | 3 | 0 | .813 |
| Atlanta | 7 | 9 | 0 | .438 |
| Carolina | 7 | 9 | 0 | .438 |
| Tampa Bay | 5 | 11 | 0 | .313 |
| NFC WEST | W | L | T | Pct |
| Los Angeles Rams | 13 | 3 | 0 | .813 |
| * Seattle | 10 | 6 | 0 | .625 |
| San Francisco | 4 | 12 | 0 | .250 |
| Arizona | 3 | 13 | 0 | .188 |

* Wild Card for Playoffs

2017 SEASON (9-7 REGULAR SEASON, I-1 PLAYOFFS) • 2ND PLACE AFC SOUTH

| DATE | OPPONENT | SCORE | W/L | ATT |
|---------|------------------|-------|-----|--------|
| Sep. 10 | OAKLAND | 16-26 | L | 69,089 |
| Sep. 17 | at Jacksonville | 37-16 | W | 61,709 |
| Sep. 24 | SEATTLE | 33-27 | W | 69,127 |
| Oct. 1 | at Houston | 14-57 | L | 71,804 |
| Oct. 8 | at Miami | 10-16 | L | 65,135 |
| Oct. 16 | INDIANAPOLIS | 36-22 | W | 63,888 |
| Oct. 22 | at Cleveland | 12-9* | W | 59,061 |
| Nov. 5 | BALTIMORE | 23-20 | W | 67,322 |
| Nov. 12 | CINCINNATI | 24-20 | W | 67,432 |
| Nov. 16 | at Pittsburgh | 17-40 | L | 60,703 |
| Nov. 26 | at Indianapolis | 20-16 | W | 62,207 |
| Dec. 3 | HOUSTON | 24-13 | W | 62,758 |
| Dec. 10 | at Arizona | 7-12 | L | 64,153 |
| Dec. 17 | at San Francisco | 23-25 | L | 70,133 |
| Dec. 24 | L.A. RAMS | 23-27 | L | 60,097 |
| Dec. 31 | JACKSONVILLE | 15-10 | W | 65,501 |
| Jan. 6 | at Kansas City | 22-21 | W | 73,319 |
| Jan. 13 | at New England | 14-35 | L | 65,878 |

* Overtime

| | TITANS | OPP |
|--------------------|---------|---------|
| Total First Downs | 290 | 323 |
| Rushing | 97 | 68 |
| Passing | 157 | 231 |
| Penalty | 36 | 24 |
| 3rd Down: Made/Att | 71/202 | 78/214 |
| 3rd Down Pct. | 35.1 | 36.4 |
| 4th Down: Made/Att | 5/10 | 10/16 |
| 4th Down Pct. | 50.0 | 62.5 |
| Possession Avg. | 29:51 | 30:09 |
| Total Net Yards | 5024 | 5248 |
| Avg. Per Game | 314.0 | 328.0 |
| Total Plays | 974 | 1046 |
| Avg. Per Play | 5.2 | 5.0 |
| Net Yards Rushing | 1833 | 1420 |
| Avg. Per Game | 114.6 | 88.8 |
| Total Rushes | 443 | 398 |
| Net Yards Passing | 3191 | 3828 |
| Avg. Per Game | 199.4 | 239.3 |
| Sacked/Yards Lost | 35/203 | 43/272 |
| Gross Yards | 3394 | 4100 |
| Att./Completions | 496/306 | 605/369 |
| Completion Pct. | 61.7 | 61.0 |
| Had Intercepted | 17 | 12 |
| Punts/Average | 75/49.7 | 75/48.2 |
| Net Punting Avg. | 75/44.6 | 75/42.8 |
| Penalties/Yards | 85/785 | 119/942 |
| Fumbles/Ball Lost | 10/8 | 23/9 |
| Touchdowns | 33 | 36 |
| Rushing | 18 | 5 |
| Passing | 14 | 27 |
| Returns | 1 | 4 |

| BY PERIODS | 1 | 2 | 3 | 4 | OT | PTS |
|------------|----|-----|----|-----|----|-----|
| Team | 52 | 103 | 91 | 85 | 3 | 334 |
| Opponents | 71 | 98 | 49 | 138 | 0 | 356 |

| SCORING | TD | RU | PA | RT | PAT | FG | S | TP |
|-----------|----|----|----|----|-------|-------|---|-----|
| Succop | 0 | 0 | 0 | 0 | 31/33 | 35/42 | 0 | 136 |
| Murray | 7 | 6 | 1 | 0 | | | 0 | 42 |
| Henry | 6 | 5 | 1 | 0 | | | 0 | 36 |
| Mariota | 5 | 5 | 0 | 0 | | | 0 | 30 |
| Matthews | 4 | 0 | 4 | 0 | | | 0 | 24 |
| Walker | 4 | 1 | 3 | 0 | | | 0 | 24 |
| J. Smith | 2 | 0 | 2 | 0 | | | 0 | 12 |
| Decker | 1 | 0 | 1 | 0 | | | 0 | 6 |
| Fowler | 1 | 1 | 0 | 0 | | | 0 | 6 |
| Supernaw | 1 | 0 | 1 | 0 | | | 0 | 6 |
| Taylor | 1 | 0 | 1 | 0 | | | 0 | 6 |
| Woodyard | 1 | 0 | 0 | 1 | | | 0 | 6 |
| Team | 33 | 18 | 14 | 1 | 31/33 | 35/42 | 0 | 334 |
| Opponents | 36 | 5 | 27 | 4 | 29/34 | 37/41 | 0 | 356 |

2-Pt Conversions: TM 0-0, OPP 0-2

FUM/Lost: Cassel 2/2, Walker 2/2, Mariota 2/1, Davis 1/1, Jackson 1/1, Murray 1/1, Henry 1/0

| RUSHING | No | Yds | Avg | Lg | TD |
|---------|-----|-----|------|-----|----|
| Henry | 176 | 744 | 4.2 | 75t | 5 |
| Murray | 184 | 659 | 3.6 | 75t | 6 |
| Mariota | 60 | 312 | 5.2 | 34t | 5 |
| Jackson | 5 | 55 | 11.0 | 20 | 0 |
| Taylor | 8 | 43 | 5.4 | 17 | 0 |

| PASSING | Att | Cmp | Pct | Yards | Yds/Att | TD | Int | Lg | Sk/Yds | Rating |
|-----------|-----|-----|------|-------|---------|----|-----|-----|--------|--------|
| Mariota | 453 | 281 | 62.0 | 3232 | 7.13 | 13 | 15 | 75t | 27/173 | 79.3 |
| Cassel | 42 | 25 | 59.5 | 162 | 3.86 | 1 | 2 | 17 | 8/30 | 55.9 |
| Decker | 1 | 0 | 0.0 | 0 | 0.00 | 0 | 0 | --- | 0/0 | 39.6 |
| Team | 496 | 306 | 61.7 | 3394 | 6.84 | 14 | 17 | 75t | 35/203 | 77.1 |
| Opponents | 605 | 369 | 61.0 | 4100 | 6.78 | 27 | 12 | 80t | 43/272 | 87.8 |

| | | | | | |
|-----------|-----|------|------|-----|----|
| Fluellen | 4 | 21 | 5.3 | 10 | 0 |
| Fowler | 2 | 4 | 2.0 | 3t | 1 |
| Weems | 1 | 0 | 0.0 | 0 | 0 |
| Walker | 2 | -2 | -1.0 | 1t | 1 |
| Matthews | 1 | -3 | -3.0 | -3 | 0 |
| Team | 443 | 1833 | 4.1 | 75t | 18 |
| Opponents | 398 | 1420 | 3.6 | 34 | 5 |

| RECEIVING | No | Yds | Avg | Lg | TD |
|-----------|-----|------|------|-----|----|
| Walker | 74 | 807 | 10.9 | 42 | 3 |
| Decker | 54 | 563 | 10.4 | 29 | 1 |
| Matthews | 53 | 795 | 15.0 | 75t | 4 |
| Murray | 39 | 266 | 6.8 | 18 | 1 |
| Davis | 34 | 375 | 11.0 | 37 | 0 |
| J. Smith | 18 | 157 | 8.7 | 32t | 2 |
| Taylor | 16 | 231 | 14.4 | 53t | 1 |
| Henry | 11 | 136 | 12.4 | 66t | 1 |
| Supernaw | 4 | 39 | 9.8 | 20 | 1 |
| Stockert | 1 | 12 | 12.0 | 12 | 0 |
| Douglas | 1 | 8 | 8.0 | 8 | 0 |
| Weems | 1 | 5 | 5.0 | 5 | 0 |
| Team | 306 | 3394 | 11.1 | 75t | 14 |
| Opponents | 369 | 4100 | 11.1 | 80t | 27 |

| INTERCEPTIONS | No | Yds | Avg | Lg | TD |
|---------------|----|-----|------|----|----|
| Byard | 8 | 130 | 16.3 | 33 | 0 |
| T. Smith | 1 | 14 | 14.0 | 14 | 0 |
| Searcy | 1 | 8 | 8.0 | 8 | 0 |
| Riley | 1 | 2 | 2.0 | 2 | 0 |
| Sims | 1 | 0 | 0.0 | 0 | 0 |
| Team | 12 | 154 | 12.8 | 33 | 0 |
| Opponents | 17 | 262 | 15.4 | 41 | 2 |

| PUNTING | No | Yds | Avg | Net | TB | In | Lg | B |
|-----------|----|------|------|------|----|----|----|---|
| Kern | 75 | 3728 | 49.7 | 44.6 | 5 | 28 | 74 | 0 |
| Team | 75 | 3728 | 49.7 | 44.6 | 5 | 28 | 74 | 0 |
| Opponents | 75 | 3617 | 48.2 | 42.8 | 5 | 21 | 64 | 0 |

| PUNT RETURNS | No | FC | Yds | Avg | Lg | TD |
|--------------|----|----|-----|-----|----|----|
| Jackson | 34 | 9 | 290 | 8.5 | 46 | 0 |
| Weems | 2 | 0 | 15 | 7.5 | 13 | 0 |
| Team | 36 | 9 | 305 | 8.5 | 46 | 0 |
| Opponents | 41 | 9 | 286 | 7.0 | 23 | 0 |

| KICKOFF RETURNS | No | Yds | Avg | Lg | TD |
|-----------------|----|-----|------|----|----|
| Jackson | 25 | 578 | 23.1 | 57 | 0 |
| Weems | 2 | 18 | 9.0 | 18 | 0 |
| Decker | 1 | 22 | 22.0 | 22 | 0 |
| Team | 28 | 618 | 22.1 | 57 | 0 |
| Opponents | 32 | 750 | 23.4 | 60 | 0 |

| FIELD GOALS | 1-19 | 20-29 | 30-39 | 40-49 | 50+ |
|-------------|------|-------|-------|-------|-----|
| Succop | 0/0 | 10/10 | 7/7 | 16/20 | 2/5 |
| Team | 0/0 | 10/10 | 7/7 | 16/20 | 2/5 |
| Opponents | 0/0 | 9/10 | 7/8 | 14/16 | 7/7 |

TEAM/Succop: (23G,26G,52G,52N) (40G,41G,26G) (24G,37G,47G,35G) () (45G)(48G,32G,40G,48G,23G) (43G,23G,46G,53N,47G) (48G) (48N,44G) (48B,44G)(29G,45G) (40N,43G) (58N) (40G,31G,50G) (25G,37G,45N,27G) (25G,39G,38N)
OPP: (20G,52G,52G,43G) (43G) () (50G,40G,33G) (41G) (36G,25G,52G)(31G,47G,54G) (30G,49G) () (41G,28G,50G,26G) (26G,28G,42G)(23G,48N,27N,42G) (47G,23G,40N,32G,35G) (38G,48G,28G,50G,48G,45G) (36N) (41G)

SACKS
Morgan 7.5, Orakpo 7, Casey 6, Woodyard 5, Walden 4, D. Jones 3.5, Williamson 3, Brown 1.5, Klug 1.5, Cyprien 1, A. Johnson 1, King 1, (group) 1,
Titans 43, Opponents 35

TACKLES (Solo-Assists-Total)
Woodyard (104-68-172), Williamson (70-55-125), Byard (64-23-87), Ryan (54-19-73), Casey (60-12-72), Jackson (58-9-67), Brown (42-25-67), Cyprien (46-19-65), Orakpo (39-21-60), Walden (29-15-44), Morgan (23-17-40), Jones (24-12-36), Sims (28-5-33), Johnson (20-12-32), Searcy (22-5-27), Williams (16-10-26), Klug (15-11-26), Riley (8-5-13), Smith (10-1-11), Dodd (7-4-11), McCain (7-4-11), King (3-1-4), Palmer (1-2-3)
Team Totals: 750-355-1,105

USUAL STARTING LINEUP

| | |
|---------|--|
| OFFENSE | |
| WR | Rishard Matthews (18) |
| TE | Delanie Walker (82) |
| LT | Taylor Lewan (77) |
| LG | Quinton Spain (67) |
| C | Ben Jones (60) |
| RG | Josh Kline (64) |
| RT | Jack Conklin (78) |
| TE | Jonnu Smith (81) |
| WR | Corey Davis (84)/Eric Decker (87) |
| QB | Marcus Mariota (8) |
| RB | DeMarco Murray (29) |
| DEFENSE | |
| DE | DaQuan Jones (90) |
| NT | Sylvester Williams (96) |
| DT | Jurrell Casey (99) |
| OLB | Derrick Morgan (91) |
| ILB | Wesley Woodyard (59) |
| ILB | Avery Williamson (54) |
| OLB | Brian Orakpo (98) |
| CB | Logan Ryan (26) |
| SS | Johnathan Cyprien (37)/Da'Norris Searcy (21) |
| FS | Kevin Byard (31) |
| CB | Adoree' Jackson (25) |

| | |
|-------------|----------------------|
| SPECIALISTS | |
| K | Ryan Succop (4) |
| P | Brett Kern (6) |
| KR/PR | Adoree' Jackson (25) |
| ST | Brynden Trawick (41) |

Pro Bowl All-Pro

GM: Jon Robinson; Head Coach: Mike Mularkey
Asst. Coaches: Dick LeBeau (asst. HC/def. coord.), Terry Robiskie (off. coord.), Craig Aukerman (asst. ST), Brandon Blaney (def. asst.), Sylvester Croom (RB), Nick Eason (DL), Russ Grimm (OL), Steve Hoffman (ST), Frisman Jackson (WR), Steve Jackson (asst. secondary), Tom Kanavy (asst. strength and cond.), Jason Michael (QB), Taylor Porter (strength and cond. asst.), Arthur Smith (TE), Lou Spanos (LB), Luke Steckel (asst. WR), Mike Sullivan (asst. OL), Deshaea Townsend (secondary), Steve Watterson (asst. HC/ strength and cond.), Keith Willis (asst. DL)

AMERICAN FOOTBALL CONFERENCE STANDINGS

| AFC EAST | W | L | T | Pct |
|----------------------|----|----|---|------|
| New England | 13 | 3 | 0 | .813 |
| * Buffalo | 9 | 7 | 0 | .563 |
| Miami | 6 | 10 | 0 | .375 |
| New York Jets | 5 | 11 | 0 | .313 |
| AFC NORTH | W | L | T | Pct |
| Pittsburgh | 13 | 3 | 0 | .813 |
| Baltimore | 9 | 7 | 0 | .563 |
| Cincinnati | 7 | 9 | 0 | .438 |
| Cleveland | 0 | 16 | 0 | .000 |
| AFC SOUTH | W | L | T | Pct |
| Jacksonville | 10 | 6 | 0 | .625 |
| * Tennessee | 9 | 7 | 0 | .563 |
| Indianapolis | 4 | 12 | 0 | .250 |
| Houston | 4 | 12 | 0 | .250 |
| AFC WEST | W | L | T | Pct |
| Kansas City | 10 | 6 | 0 | .625 |
| Los Angeles Chargers | 9 | 7 | 0 | .563 |
| Oakland | 6 | 10 | 0 | .375 |
| Denver | 5 | 11 | 0 | .313 |

NATIONAL FOOTBALL CONFERENCE STANDINGS

| NFC EAST | W | L | T | Pct |
|------------------|----|----|---|------|
| Philadelphia | 13 | 3 | 0 | .813 |
| Dallas | 9 | 7 | 0 | .563 |
| Washington | 7 | 9 | 0 | .438 |
| New York Giants | 3 | 13 | 0 | .188 |
| NFC NORTH | W | L | T | Pct |
| Minnesota | 13 | 3 | 0 | .813 |
| Detroit | 9 | 7 | 0 | .563 |
| Green Bay | 7 | 9 | 0 | .438 |
| Chicago | 5 | 11 | 0 | .313 |
| NFC SOUTH | W | L | T | Pct |
| New Orleans | 11 | 5 | 0 | .688 |
| * Carolina | 11 | 5 | 0 | .688 |
| * Atlanta | 10 | 6 | 0 | .625 |
| Tampa Bay | 5 | 11 | 0 | .313 |
| NFC WEST | W | L | T | Pct |
| Los Angeles Rams | 11 | 5 | 0 | .688 |
| Seattle | 9 | 7 | 0 | .563 |
| Arizona | 8 | 8 | 0 | .500 |
| San Francisco | 6 | 10 | 0 | .375 |

* Wild Card for Playoffs

2016 SEASON (9-7 REGULAR SEASON, 0-0 PLAYOFFS) • 2ND PLACE AFC SOUTH

| DATE | OPPONENT | SCORE | W/L | ATT |
|---------|-----------------|-------|-----|--------|
| Sep. 11 | MINNESOTA | 16-25 | L | 63,816 |
| Sep. 18 | at Detroit | 16-15 | W | 58,466 |
| Sep. 25 | OAKLAND | 10-17 | L | 62,370 |
| Oct. 2 | at Houston | 20-27 | L | 71,815 |
| Oct. 9 | at Miami | 30-17 | W | 64,425 |
| Oct. 16 | CLEVELAND | 28-26 | W | 60,897 |
| Oct. 23 | INDIANAPOLIS | 26-34 | L | 65,470 |
| Oct. 27 | JACKSONVILLE | 36-22 | W | 61,619 |
| Nov. 6 | at San Diego | 35-43 | L | 52,281 |
| Nov. 13 | GREEN BAY | 47-25 | W | 69,116 |
| Nov. 20 | at Indianapolis | 17-24 | L | 65,048 |
| Nov. 27 | at Chicago | 27-21 | W | 59,494 |
| Dec. 11 | DENVER | 13-10 | W | 68,780 |
| Dec. 18 | at Kansas City | 19-17 | W | 68,084 |
| Dec. 24 | at Jacksonville | 17-38 | L | 59,621 |
| Jan. 1 | HOUSTON | 24-17 | W | 65,205 |

| | TITANS | OPP |
|--------------------|----------|----------|
| Total First Downs | 322 | 324 |
| Rushing | 115 | 70 |
| Passing | 175 | 227 |
| Penalty | 32 | 27 |
| 3rd Down: Made/Att | 100/217 | 77/210 |
| 3rd Down Pct. | 46.1 | 36.7 |
| 4th Down: Made/Att | 4/11 | 12/22 |
| 4th Down Pct. | 36.4 | 54.5 |
| Possession Avg. | 30:32 | 29:28 |
| Total Net Yards | 5728 | 5720 |
| Avg. Per Game | 358.0 | 357.5 |
| Total Plays | 1008 | 1031 |
| Avg. Per Play | 5.7 | 5.5 |
| Net Yards Rushing | 2187 | 1413 |
| Avg. Per Game | 136.7 | 88.3 |
| Total Rushes | 476 | 356 |
| Net Yards Passing | 3541 | 4307 |
| Avg. Per Game | 221.3 | 269.2 |
| Sacked/Yards Lost | 28/179 | 40/278 |
| Gross Yards | 3720 | 4585 |
| Att./Completions | 504/307 | 635/388 |
| Completion Pct. | 60.9 | 61.1 |
| Had Intercepted | 11 | 12 |
| Punts/Average | 77/44.2 | 72/46.7 |
| Net Punting Avg. | 77/38.6 | 72/40.9 |
| Penalties/Yards | 110/1012 | 137/1191 |
| Fumbles/Ball Lost | 17/7 | 12/6 |
| Touchdowns | 46 | 43 |
| Rushing | 16 | 10 |
| Passing | 29 | 25 |
| Returns | 1 | 8 |

| BY PERIODS | 1 | 2 | 3 | 4 | OT | PTS |
|------------|----|-----|----|-----|----|-----|
| Team | 77 | 149 | 59 | 96 | 0 | 381 |
| Opponents | 97 | 95 | 75 | 111 | 0 | 378 |

| SCORING | TD | RU | PA | RT | PAT | FG | S | TP |
|-------------|----|----|----|----|-------|-------|---|-----|
| Succop | 0 | 0 | 0 | 0 | 39/41 | 22/24 | 0 | 105 |
| Murray | 12 | 9 | 3 | 0 | 0 | 0 | 0 | 72 |
| Matthews | 9 | 0 | 9 | 0 | 0 | 0 | 0 | 54 |
| Walker | 7 | 0 | 7 | 0 | 0 | 0 | 0 | 42 |
| Henry | 5 | 5 | 0 | 0 | 0 | 0 | 0 | 30 |
| Wright | 3 | 0 | 3 | 0 | 0 | 0 | 0 | 18 |
| Fasano | 2 | 0 | 2 | 0 | 0 | 0 | 0 | 12 |
| An. Johnson | 2 | 0 | 2 | 0 | 0 | 0 | 0 | 12 |
| Mariota | 2 | 2 | 0 | 0 | 0 | 0 | 0 | 12 |
| Sharpe | 2 | 0 | 2 | 0 | 0 | 0 | 0 | 12 |
| D. Jones | 1 | 0 | 0 | 1 | 0 | 0 | 0 | 6 |
| Lewan | 1 | 0 | 1 | 0 | 0 | 0 | 0 | 6 |
| Team | 46 | 16 | 29 | 1 | 39/41 | 22/24 | 0 | 381 |
| Opponents | 43 | 10 | 25 | 8 | 35/40 | 27/32 | 1 | 378 |

2-Pt Conversions: TM 0-5, OPP 1-3

FUM/Lost: Mariota 9/5, Murray 3/1, Mariani 2/0, Cassel 1/0, Matthews 1/1, Walker 1/0

| RUSHING | No | Yds | Avg | Lg | TD |
|-----------|-----|------|------|-----|----|
| Murray | 293 | 1287 | 4.4 | 75t | 9 |
| Henry | 110 | 490 | 4.5 | 22 | 5 |
| Mariota | 60 | 349 | 5.8 | 41 | 2 |
| Andrews | 2 | 15 | 7.5 | 9 | 0 |
| Mariani | 1 | 15 | 15.0 | 15 | 0 |
| Wright | 1 | 15 | 15.0 | 15 | 0 |
| Walker | 2 | 11 | 5.5 | 8 | 0 |
| Cassel | 4 | 3 | 0.8 | 3 | 0 |
| Fowler | 1 | 3 | 3.0 | 3 | 0 |
| Sharpe | 1 | 1 | 1.0 | 1 | 0 |
| Blake | 1 | -2 | -2.0 | -2 | 0 |
| Team | 476 | 2187 | 4.6 | 75t | 16 |
| Opponents | 356 | 1413 | 4.0 | 68t | 10 |

| PASSING | Att | Cmp | Pct | Yards | Yds/Att | TD | Int | Lg | Sk/Yds | Rating |
|-----------|-----|-----|------|-------|---------|----|-----|-----|--------|--------|
| Mariota | 451 | 276 | 3426 | 61.2 | 7.60 | 26 | 9 | 60 | 23/156 | 95.6 |
| Cassel | 51 | 30 | 284 | 58.8 | 5.57 | 2 | 2 | 50 | 5/23 | 71.0 |
| Murray | 2 | 1 | 10 | 50.0 | 5.00 | 1 | 0 | 10t | 0/0 | 104.2 |
| Team | 504 | 307 | 3720 | 60.9 | 7.38 | 29 | 11 | 60 | 28/179 | 93.7 |
| Opponents | 635 | 388 | 4585 | 61.1 | 7.22 | 25 | 12 | 58 | 40/278 | 88.3 |

| RECEIVING | No | Yds | Avg | Lg | TD |
|-------------|-----|------|------|-----|----|
| Matthews | 65 | 945 | 14.5 | 60 | 9 |
| Walker | 65 | 800 | 12.3 | 47 | 7 |
| Murray | 53 | 377 | 7.1 | 35 | 3 |
| Sharpe | 41 | 522 | 12.7 | 34t | 2 |
| Wright | 29 | 416 | 14.3 | 48t | 3 |
| Douglas | 15 | 210 | 14.0 | 35 | 0 |
| Henry | 13 | 137 | 10.5 | 29 | 0 |
| An. Johnson | 9 | 85 | 9.4 | 20 | 2 |
| Fasano | 8 | 83 | 10.4 | 17 | 2 |
| Supernaw | 4 | 62 | 15.5 | 30 | 0 |
| Amaro | 3 | 59 | 19.7 | 26 | 0 |
| Fowler | 1 | 14 | 14.0 | 14 | 0 |
| Lewan | 1 | 10 | 10.0 | 10t | 1 |
| Team | 307 | 3720 | 12.1 | 60 | 29 |
| Opponents | 388 | 4585 | 11.8 | 58 | 25 |

| INTERCEPTIONS | No | Yds | Avg | Lg | TD |
|---------------|----|-----|------|-----|----|
| Cox | 3 | 3 | 1.0 | 3 | 0 |
| McCain | 2 | 33 | 16.5 | 33 | 0 |
| McCourty | 2 | 7 | 3.5 | 6 | 0 |
| Woodyard | 1 | 21 | 21.0 | 21 | 0 |
| Stafford | 1 | 4 | 4.0 | 4 | 0 |
| Searcy | 1 | 0 | 0.0 | 0 | 0 |
| Sims | 1 | 0 | 0.0 | 0 | 0 |
| Williamson | 1 | 0 | 0.0 | 0 | 0 |
| Team | 12 | 68 | 5.7 | 33 | 0 |
| Opponents | 11 | 203 | 18.5 | 77t | 3 |

| PUNTING | No | Yds | Avg | Net | TB | In | Lg | B |
|-----------|----|------|------|------|----|----|----|---|
| Kern | 77 | 3402 | 44.2 | 38.6 | 4 | 32 | 71 | 0 |
| Team | 77 | 3402 | 44.2 | 38.6 | 4 | 32 | 71 | 0 |
| Opponents | 72 | 3360 | 46.7 | 40.9 | 9 | 22 | 72 | 0 |

| PUNT RETURNS | No | FC | Yds | Avg | Lg | TD |
|--------------|----|----|-----|-----|-----|----|
| Mariani | 29 | 22 | 235 | 8.1 | 18 | 0 |
| Blake | 1 | 0 | 1 | 1.0 | 1 | 0 |
| Team | 30 | 22 | 236 | 7.9 | 18 | 0 |
| Opponents | 36 | 27 | 347 | 9.6 | 74t | 2 |

| KICKOFF RETURNS | No | Yds | Avg | Lg | TD |
|-----------------|----|-----|------|----|----|
| Mariani | 26 | 560 | 21.5 | 37 | 0 |
| Andrews | 4 | 37 | 9.3 | 17 | 0 |
| Wright | 3 | 32 | 10.7 | 15 | 0 |
| Team | 33 | 629 | 19.1 | 37 | 0 |
| Opponents | 21 | 462 | 22.0 | 61 | 0 |

| FIELD GOALS | 1-19 | 20-29 | 30-39 | 40-49 | 50+ |
|-------------|------|-------|-------|-------|-----|
| Succop | 1/1 | 4/4 | 6/6 | 8/8 | 3/5 |
| Team | 1/1 | 4/4 | 6/6 | 8/8 | 3/5 |
| Opponents | 0/0 | 7/7 | 9/10 | 6/9 | 5/6 |

TEAM/Succop: (28G) (51N,46G) (34G) (48G,26G) (40G) (58N) (48G,44G) (32G,22G,33G) () (51G,23G) (47G) (19G,31G) (53G,41G) (39G,53G) (42G) (35G)
OPP: (37N,56N,50G,33G,45G,30G) (42G,27G) (52G) (53G,48N,45G) (24G) (45G,37G) (28G,33G) () (32G,23G, 36G) (29G,38G) (42N,49G) () (34G) (34G) (29G,48G,56G,50G) (45N,26G)

SACKS
Orakpo 10.5, Morgan 9, Casey 5, Spence 3, Williamson 2, Woodyard 2, D. Jones 1.5, Klug 1.5, Byard 1, Dodd 1, Stafford 1, Wallace 1, (team) 1, Au. Johnson 0.5
Titans 40, Opponents 28

TACKLES (Solo-Assists-Total)
Williamson (76-73-149), Woodyard (52-36-88), Spence (41-36-77), McCourty (56-8-64), Byard (42-21-63), Stafford (42-16-58), Orakpo (40-15-55), Searcy (39-12-51), Casey (38-13-51), Morgan (29-21-50), R. Johnson (33-15-48), McCain (37-7-44), Blake (32-5-37), Cox (33-3-36), Jones (18-11-29), Klug (14-11-25), Sims (17-1-18), Woods (11-6-17), Bass (8-8-16), Au. Johnson (13-2-15), Wallace (9-6-15), Blackson (7-7-14), Dodd (6-3-9), Palmer (2-0-2), An. Woods (2-0-2), Abdesmad (1-0-1), Reed (1-0-1), Team (1-0-1)
Team Totals: 700-336-1,036

USUAL STARTING LINEUP

OFFENSE
WR Richard Matthews (18)
TE Delanie Walker (82)
LT Taylor Lewan (77)
LG Quinton Spain (67)
C Ben Jones (60)
RG Josh Kline (64)
RT Jack Conklin (78)
TE Anthony Fasano (80)
WR Tajae Sharpe (19)
QB Marcus Mariota (8)
RB DeMarco Murray (29)

DEFENSE
DE DaQuan Jones (90)
NT Al Woods (96)
DT Jurrell Casey (99)
OLB Derrick Morgan (91)/David Bass (51)
ILB Wesley Woodyard (59)/Sean Spence (55)
ILB Avery Williamson (54)
OLB Brian Orakpo (98)
CB Jason McCourty (30)
SS Da'Norris Searcy (21)
FS Rashad Johnson (25)/Kevin Byard (31)/Daimion Stafford (24)
CB Brice McCain (23)/Perrish Cox (20)

SPECIALISTS
K Ryan Succop (4)
P Brett Kern (6)
KR/PR Marc Mariani (87)

Pro Bowl All-Pro

GM: Jon Robinson; Head Coach: Mike Mularkey
Asst. Coaches: Dick LeBeau (asst. HC/def. coord.), Terry Robiskie (off. coord.), Bobby April (ST coord.), Brandon Blaney (def. asst.), Bob Bratkowski (WR), Sylvester Croom (RB), Nick Eason (DL), Russ Grimm (OL), Steve Hoffman (ST asst.), Steve Jackson (asst. secondary), Jason Michael (QB), Arthur Smith (TE), Lou Spanos (LB), Luke Steckel (off. asst.), Mike Sullivan (asst. OL), Deshea Townsend (second-ary), Jason Tucker (asst. WR), Steve Watterson (asst. HC/ strength and cond.), Keith Willis (asst. DL)
* April - special teams coordinator first four games; Hoffman - special teams assistant first four games, special teams co-ordinator final 12 games

AMERICAN FOOTBALL CONFERENCE STANDINGS

| AFC EAST | W | L | T | Pct |
|---------------|----|----|---|------|
| New England | 14 | 2 | 0 | .875 |
| * Miami | 10 | 6 | 0 | .625 |
| Buffalo | 7 | 9 | 0 | .438 |
| New York Jets | 5 | 11 | 0 | .313 |
| AFC NORTH | W | L | T | Pct |
| Pittsburgh | 11 | 5 | 0 | .688 |
| Baltimore | 8 | 8 | 0 | .500 |
| Cincinnati | 6 | 9 | 1 | .406 |
| Cleveland | 1 | 15 | 0 | .063 |
| AFC SOUTH | W | L | T | Pct |
| Houston | 9 | 7 | 0 | .563 |
| Tennessee | 9 | 7 | 0 | .563 |
| Indianapolis | 8 | 8 | 0 | .500 |
| Jacksonville | 3 | 13 | 0 | .188 |
| AFC WEST | W | L | T | Pct |
| Kansas City | 12 | 4 | 0 | .750 |
| * Oakland | 12 | 4 | 0 | .750 |
| Denver | 9 | 7 | 0 | .563 |
| San Diego | 5 | 11 | 0 | .313 |

NATIONAL FOOTBALL CONFERENCE STANDINGS

| NFC EAST | W | L | T | Pct |
|-------------------|----|----|---|------|
| Dallas | 13 | 3 | 0 | .813 |
| * New York Giants | 11 | 5 | 0 | .688 |
| Washington | 8 | 7 | 1 | .531 |
| Philadelphia | 7 | 9 | 0 | .438 |
| NFC NORTH | W | L | T | Pct |
| Green Bay | 10 | 6 | 0 | .625 |
| * Detroit | 9 | 7 | 0 | .563 |
| Minnesota | 8 | 8 | 0 | .500 |
| Chicago | 3 | 13 | 0 | .188 |
| NFC SOUTH | W | L | T | Pct |
| Atlanta | 11 | 5 | 0 | .688 |
| Tampa Bay | 9 | 7 | 0 | .563 |
| New Orleans | 7 | 9 | 0 | .438 |
| Carolina | 6 | 10 | 0 | .375 |
| NFC WEST | W | L | T | Pct |
| Seattle | 10 | 5 | 1 | .656 |
| Arizona | 7 | 8 | 1 | .469 |
| Los Angeles | 4 | 12 | 0 | .250 |
| San Francisco | 2 | 14 | 0 | .125 |

* Wild Card for Playoffs

2015 SEASON (3-13 REGULAR SEASON, 0-0 PLAYOFFS) • 4TH PLACE AFC SOUTH

| DATE | OPPONENT | SCORE | W/L | ATT |
|------------|------------------|----------|-----|--------|
| Sep. 13 | at Tampa Bay | W 42-14 | | 63,945 |
| Sep. 20 | at Cleveland | L 14-28 | | 67,431 |
| Sep. 27 | INDIANAPOLIS | L 33-35 | | 65,920 |
| Oct. 11 | BUFFALO | L 13-14 | | 65,670 |
| Oct. 18 | MIAMI | L 10-38 | | 62,342 |
| Oct. 25 | ATLANTA | L 7-10 | | 63,329 |
| Nov. 1 | at Houston | L 6-20 | | 71,630 |
| Nov. 8 | at New Orleans | W 34-28* | | 73,075 |
| Nov. 15 | CAROLINA | L 10-27 | | 63,591 |
| Nov. 19 | at Jacksonville | L 13-19 | | 60,121 |
| Nov. 29 | OAKLAND | L 21-24 | | 58,075 |
| Dec. 6 | JACKSONVILLE | W 42-39 | | 57,355 |
| Dec. 13 | at New York Jets | L 8-30 | | 78,160 |
| Dec. 20 | at New England | L 16-33 | | 66,829 |
| Dec. 27 | HOUSTON | L 6-34 | | 62,153 |
| Jan. 3 | at Indianapolis | L 24-30 | | 65,733 |
| * Overtime | | | | |

| | TITANS | OPP |
|--------------------|---------|---------|
| Total First Downs | 298 | 317 |
| Rushing | 66 | 101 |
| Passing | 195 | 192 |
| Penalty | 37 | 24 |
| 3rd Down: Made/Att | 64/201 | 92/216 |
| 3rd Down Pct. | 31.8 | 42.6 |
| 4th Down: Made/Att | 7/15 | 4/12 |
| 4th Down Pct. | 46.7 | 33.3 |
| Possession Avg. | 29:25 | 30:35 |
| Total Net Yards | 4988 | 5475 |
| Avg. Per Game | 311.8 | 342.2 |
| Total Plays | 976 | 1003 |
| Avg. Per Play | 5.1 | 5.5 |
| Net Yards Rushing | 1485 | 1797 |
| Avg. Per Game | 92.8 | 112.3 |
| Total Rushes | 371 | 462 |
| Net Yards Passing | 3503 | 3678 |
| Avg. Per Game | 218.9 | 229.9 |
| Sacked/Yards Lost | 54/390 | 39/271 |
| Gross Yards | 3893 | 3949 |
| Att./Completions | 551/342 | 502/319 |
| Completion Pct. | 62.1 | 63.5 |
| Had Intercepted | 17 | 11 |
| Punts/Average | 88/47.4 | 74/48.2 |
| Net Punting Avg. | 88/40.3 | 74/43.0 |
| Penalties/Yards | 93/779 | 112/982 |
| Fumbles/Ball Lost | 25/16 | 16/8 |
| Touchdowns | 37 | 51 |
| Rushing | 10 | 11 |
| Passing | 25 | 34 |
| Returns | 2 | 6 |

| BY PERIODS | 1 | 2 | 3 | 4 | OT | PTS |
|------------|----|-----|----|-----|----|-----|
| Team | 67 | 71 | 84 | 71 | 6 | 299 |
| Opponents | 96 | 127 | 75 | 125 | 0 | 423 |

| SCORING | TD | RU | PA | RT | PAT | FG | S | TP |
|---------------|----|----|----|----|-------|-------|---|-----|
| Succop | 0 | 0 | 0 | 0 | 29/31 | 14/16 | 0 | 71 |
| Walker | 6 | 0 | 6 | 0 | | | 0 | 38 |
| Green-Beckham | 4 | 0 | 4 | 0 | | | 0 | 26 |
| Andrews | 3 | 3 | 0 | 0 | | | 0 | 18 |
| Mariota | 3 | 2 | 1 | 0 | | | 0 | 18 |
| Wright | 3 | 0 | 3 | 0 | | | 0 | 18 |
| McCluster | 2 | 1 | 1 | 0 | | | 0 | 14 |
| Douglas | 2 | 0 | 2 | 0 | | | 0 | 12 |
| Fasano | 2 | 0 | 2 | 0 | | | 0 | 12 |
| Fowler | 2 | 1 | 1 | 0 | | | 0 | 12 |
| Sankey | 2 | 1 | 1 | 0 | | | 0 | 12 |
| Stevens | 2 | 0 | 2 | 0 | | | 0 | 12 |
| Cobb | 1 | 1 | 0 | 0 | | | 0 | 6 |
| Hunter | 1 | 0 | 1 | 0 | | | 0 | 6 |
| McBride | 1 | 0 | 1 | 0 | | | 0 | 6 |
| Mettenberger | 1 | 1 | 0 | 0 | | | 0 | 6 |
| Sensabaugh | 1 | 0 | 0 | 1a | | | 0 | 6 |
| Woodyard | 1 | 0 | 0 | 1b | | | 0 | 6 |
| Team | 37 | 10 | 25 | 2 | 29/31 | 14/16 | 0 | 299 |
| Opponents | 51 | 11 | 34 | 6 | 48/50 | 23/27 | 0 | 423 |

2-Pt Conversions: Green-Beckham, McCluster, Walker, TM
3-5, OPP 0-1

FUM/Lost: Mariota 10/6, Mettenberger 4/2, Douglas 2/1,
McCluster 2/2, Sankey 2/1, West(TM) 2/2, Andrews 1/1, Gallik
1/0, Supernaw 1/1

| RUSHING | No | Yds | Avg | Lg | TD |
|-----------|-----|-----|-----|-----|----|
| Andrews | 143 | 520 | 3.6 | 38 | 3 |
| Mariota | 34 | 252 | 7.4 | 87t | 2 |
| McCluster | 55 | 247 | 4.5 | 44 | 1 |
| Sankey | 47 | 193 | 4.1 | 16 | 1 |
| Cobb | 52 | 146 | 2.8 | 12 | 1 |

| PASSING | Att | Cmp | Pct | Yards | Yds/Att | TD | Int | Lg | Sk/Yds | Rating |
|--------------|-----|-----|-------|-------|---------|----|-----|-----|--------|--------|
| Mariota | 370 | 230 | 62.2 | 2818 | 7.62 | 19 | 10 | 61t | 38/258 | 91.5 |
| Mettenberger | 166 | 101 | 60.8 | 935 | 5.63 | 4 | 7 | 57t | 13/98 | 66.7 |
| Tanneh | 14 | 10 | 71.4 | 99 | 7.07 | 1 | 0 | 29 | 3/34 | 114.9 |
| Andrews | 1 | 1 | 100.0 | 41 | 41.00 | 1 | 0 | 41t | 0/0 | 158.3 |
| Team | 551 | 342 | 62.1 | 3893 | 7.07 | 25 | 17 | 61t | 54/390 | 85.5 |
| Opponents | 502 | 319 | 63.5 | 3949 | 7.87 | 34 | 11 | 69t | 39/271 | 101.3 |

| | | | | | |
|--------------|-----|------|------|-----|----|
| West | 16 | 51 | 3.2 | 12 | 0 |
| Walker | 1 | 36 | 36.0 | 36 | 0 |
| Wright | 5 | 17 | 3.4 | 13 | 0 |
| Fowler | 7 | 13 | 1.9 | 3 | 1 |
| McBride | 1 | 8 | 8.0 | 8 | 0 |
| Mettenberger | 9 | 8 | 0.9 | 5t | 1 |
| Douglas | 1 | -6 | -6.0 | -6 | 0 |
| Team | 371 | 1485 | 4.0 | 87t | 10 |
| Opponents | 462 | 1797 | 3.9 | 32 | 11 |

| RECEIVING | No | Yds | Avg | Lg | TD |
|---------------|-----|------|------|-----|----|
| Walker | 94 | 1088 | 11.6 | 61t | 6 |
| Douglas | 36 | 411 | 11.4 | 51 | 2 |
| Wright | 36 | 408 | 11.3 | 52t | 3 |
| Green-Beckham | 32 | 549 | 17.2 | 47t | 4 |
| McCluster | 31 | 260 | 8.4 | 35 | 1 |
| Fasano | 26 | 289 | 11.1 | 33 | 2 |
| Hunter | 22 | 264 | 12.0 | 29 | 1 |
| Andrews | 21 | 174 | 8.3 | 23 | 0 |
| Sankey | 14 | 139 | 9.9 | 30 | 1 |
| Stevens | 12 | 121 | 10.1 | 27 | 2 |
| Fowler | 5 | 44 | 8.8 | 19 | 1 |
| Coffman | 4 | 42 | 10.5 | 16 | 0 |
| Supernaw | 3 | 32 | 10.7 | 16 | 0 |
| Turzilli | 2 | 25 | 12.5 | 18 | 0 |
| McBride | 2 | 8 | 4.0 | 7 | 1 |
| Mariota | 1 | 41 | 41.0 | 41t | 1 |
| Cobb | 1 | -2 | -2.0 | -2 | 0 |
| Team | 342 | 3893 | 11.4 | 61t | 25 |
| Opponents | 319 | 3949 | 12.4 | 69t | 34 |

| INTERCEPTIONS | No | Yds | Avg | Lg | TD |
|---------------|----|-----|------|-----|----|
| Brown | 2 | 45 | 22.5 | 45 | 0 |
| Sensabaugh | 2 | 42 | 21.0 | 26t | 1 |
| Griffin | 1 | 29 | 29.0 | 29 | 0 |
| Cox | 1 | 27 | 27.0 | 27 | 0 |
| Bass | 1 | 8 | 8.0 | 8 | 0 |
| Mount | 1 | 8 | 8.0 | 8 | 0 |
| Searcy | 1 | 5 | 5.0 | 5 | 0 |
| Webb | 1 | 0 | 0.0 | 0 | 0 |
| Williamson | 1 | 0 | 0.0 | 0 | 0 |
| Team | 11 | 164 | 14.9 | 45 | 1 |
| Opponents | 17 | 263 | 15.5 | 69t | 3 |

| PUNTING | No | Yds | Avg | Net | TB | In | Lg | B |
|-----------|----|------|------|------|----|----|----|---|
| Kern | 88 | 4175 | 47.4 | 40.3 | 1 | 34 | 61 | 0 |
| Team | 88 | 4175 | 47.4 | 40.3 | 1 | 34 | 61 | 0 |
| Opponents | 74 | 3568 | 48.2 | 43.0 | 4 | 24 | 65 | 0 |

| PUNT RETURNS | No | FC | Yds | Avg | Lg | TD |
|--------------|----|----|-----|------|-----|----|
| McCluster | 24 | 15 | 217 | 9.0 | 37 | 0 |
| Douglas | 11 | 2 | 73 | 6.6 | 18 | 0 |
| Cox | 3 | 0 | 17 | 5.7 | 9 | 0 |
| Team | 38 | 17 | 307 | 8.1 | 37 | 0 |
| Opponents | 47 | 23 | 605 | 12.9 | 78t | 1 |

| KICKOFF RETURNS | No | Yds | Avg | Lg | TD |
|-----------------|----|-----|------|----|----|
| McCluster | 13 | 285 | 21.9 | 32 | 0 |
| McBride | 10 | 190 | 19.0 | 31 | 0 |
| Sankey | 9 | 192 | 21.3 | 34 | 0 |
| Andrews | 1 | 13 | 13.0 | 13 | 0 |
| Team | 33 | 680 | 20.6 | 34 | 0 |
| Opponents | 22 | 599 | 27.2 | 75 | 0 |

| FIELD GOALS | 1-19 | 20-29 | 30-39 | 40-49 | 50+ |
|-------------|------|-------|-------|-------|-----|
| Succop | 0/0 | 3/3 | 3/3 | 7/7 | 1/3 |
| Team | 0/0 | 3/3 | 3/3 | 7/7 | 1/3 |
| Opponents | 1/1 | 6/6 | 9/9 | 6/9 | 1/2 |

TEAM/Succop: () () (38G,21G) (21G,41G) (37G) () (35G,44G)
(51G,29G,55N) (45G) (47G,49G,53N) () () (49G) () (49G)
OPP: () () () (30G) (27G,47N) (38G,24G) (46B) (48G,
19G) (31G,32G,20G,36G) (24G) () (53N,47G,27G,42G)
(43G,48N,38G,42G,32G) (22G,36G) (49G,52G,35G)

SACKS
Casey 7, Orakpo 7, Woodyard 5, Morgan 4.5, Klug 4, Williamson
3.5, Blackson 2.5, Bass 1.5, Griffin 1, Stafford 1, Tavai 1, Brown
0.5, Searcy 0.5
Titans 39, Opponents 54

TACKLES (Solo-Assists-Total)
Williamson (79-58-137), Woodyard (70-40-110), Griffin (67-34-
101), Brown (65-33-98), Casey (48-38-86), Jones (45-22-67),
Orakpo (44-20-64), Sensabaugh (42-16-58), Searcy (41-13-54),
Bass (23-19-42), Morgan (20-14-34), Cox (26-5-31), Woods
(14-17-31), Klug (13-13-26), Webb (20-2-22), Stafford (16-4-
20), Blackson (10-9-19), Hill (7-12-19), Wreh-Wilson (16-1-17),
McCourtly (10-6-16), Riggs (6-0-6), Huff (5-1-6), Pitlotua (2-2-4),
Tavai (2-1-3), Martin (1-2-3), Johnson (1-1-2), Mount (0-1-1)
Team Totals: 692-382-1,074

USUAL STARTING LINEUP

OFFENSE
WR Harry Douglas (83)
TE Delanie Walker (82)
LT Taylor Lewan (77)
LG Byron Bell (76)/Quinton Spain (60)
C Brian Schwenke (62)/Andy Gallik (69)
RG Chance Warmack (70)
RT Jeremiah Poutasi (73)/Byron Bell (76)
TE Craig Stevens (88)/Anthony Fasano (80)
WR Kendall Wright (13)
QB Marcus Mariota (8)
RB Antonio Andrews (26)

DEFENSE
DE DaQuan Jones (90)
NT Al Woods (96)/Sammie Hill (94)
DT Jurrell Casey (99)
OLB Derrick Morgan (91)/David Bass (51)
ILB Wesley Woodyard (59)
ILB Avery Williamson (54)
OLB Brian Orakpo (98)
CB Perrish Cox (29)
SS Da'Norris Searcy (21)
FS Michael Griffin (33)
CB Coty Sensabaugh (24)

SPECIALISTS
K Ryan Succop (8)
P Brett Kern (6)
KR/PR Dexter McCluster (22)

Pro Bowl All-Pro

GM: Ruston Webster; Head Coach: Ken Whisenhunt (first
seven games), Mike Mularkey (final nine games)
Asst. Coaches: Dick LeBeau (asst. HC/def.), Ray Horton
(def. coord.), Jason Michael (off. coord.), Steve Watterson
(strength and cond.), Bob Bostad (OL), Steve Brown (asst.
secondary), Louie Cioffi (secondary), Sylvester Croom (RB),
Nick Eason (asst. DL), Steve Hoffman (ST asst.), Shawn
Jefferson (WR), Nate Kaczor (ST), Cannon Matthews (qual.
ctl. coord. - def.), John McNulty (QB), Mike Mularkey (TE*),
Arthur Smith (asst. TE*), Giff Smith (DL), Lou Spanos (LB),
Luke Steckel (off. asst.), Mike Sullivan (asst. OL), Jason
Tucker (asst. WR)

* Mularkey - tight ends coach first seven games, head coach
final nine games; Smith - assistant tight ends coach first
seven games, tight ends coach final nine games

AMERICAN FOOTBALL CONFERENCE STANDINGS

| AFC EAST | W | L | T | Pct |
|---------------|----|----|---|------|
| New England | 12 | 4 | 0 | .750 |
| New York Jets | 10 | 6 | 0 | .625 |
| Buffalo | 8 | 8 | 0 | .500 |
| Miami | 6 | 10 | 0 | .375 |
| AFC NORTH | W | L | T | Pct |
| Cincinnati | 12 | 4 | 0 | .750 |
| * Pittsburgh | 10 | 6 | 0 | .625 |
| Baltimore | 5 | 11 | 0 | .313 |
| Cleveland | 3 | 13 | 0 | .188 |
| AFC SOUTH | W | L | T | Pct |
| Houston | 9 | 7 | 0 | .563 |
| Indianapolis | 8 | 8 | 0 | .500 |
| Jacksonville | 5 | 11 | 0 | .313 |
| Tennessee | 3 | 13 | 0 | .188 |
| AFC WEST | W | L | T | Pct |
| Denver | 12 | 4 | 0 | .750 |
| * Kansas City | 11 | 5 | 0 | .688 |
| Oakland | 7 | 9 | 0 | .438 |
| San Diego | 4 | 12 | 0 | .250 |

NATIONAL FOOTBALL CONFERENCE STANDINGS

| NFC EAST | W | L | T | Pct |
|-----------------|----|----|---|------|
| Washington | 9 | 7 | 0 | .563 |
| Philadelphia | 7 | 9 | 0 | .438 |
| New York Giants | 6 | 10 | 0 | .375 |
| Dallas | 4 | 12 | 0 | .250 |
| NFC NORTH | W | L | T | Pct |
| Minnesota | 11 | 5 | 0 | .688 |
| * Green Bay | 10 | 6 | 0 | .625 |
| Detroit | 7 | 9 | 0 | .438 |
| Chicago | 6 | 10 | 0 | .375 |
| NFC SOUTH | W | L | T | Pct |
| Carolina | 15 | 1 | 0 | .938 |
| Atlanta | 8 | 8 | 0 | .500 |
| New Orleans | 7 | 9 | 0 | .438 |
| Tampa Bay | 6 | 10 | 0 | .375 |
| NFC WEST | W | L | T | Pct |
| Arizona | 13 | 3 | 0 | .813 |
| * Seattle | 10 | 6 | 0 | .625 |
| St. Louis | 7 | 9 | 0 | .438 |
| San Francisco | 5 | 11 | 0 | .313 |

* Wild Card for Playoffs

2014 SEASON (2-14 REGULAR SEASON, 0-0 PLAYOFFS) • 4TH PLACE AFC SOUTH

| DATE | OPPONENT | SCORE | W/L | ATT |
|---------|-----------------|-------|-----|--------|
| Sep. 7 | at Kansas City | 26-10 | W | 73,569 |
| Sep. 14 | DALLAS | 10-26 | L | 69,143 |
| Sep. 21 | at Cincinnati | 7-33 | L | 56,743 |
| Sep. 28 | at Indianapolis | 17-41 | L | 64,757 |
| Oct. 5 | CLEVELAND | 28-29 | L | 69,143 |
| Oct. 12 | JACKSONVILLE | 16-14 | W | 69,143 |
| Oct. 19 | at Washington | 17-19 | L | 75,227 |
| Oct. 26 | HOUSTON | 16-30 | L | 69,143 |
| Nov. 9 | at Baltimore | 7-21 | L | 70,914 |
| Nov. 17 | PITTSBURGH | 24-27 | L | 69,143 |
| Nov. 23 | at Philadelphia | 24-43 | L | 69,596 |
| Nov. 30 | at Houston | 21-45 | L | 71,714 |
| Dec. 7 | NEW YORK GIANTS | 7-36 | L | 69,143 |
| Dec. 14 | NEW YORK JETS | 11-16 | L | 69,143 |
| Dec. 18 | at Jacksonville | 13-21 | L | 61,202 |
| Dec. 28 | INDIANAPOLIS | 10-27 | L | 69,143 |

| | TITANS | OPP |
|--------------------|---------|---------|
| Total First Downs | 258 | 357 |
| Rushing | 75 | 119 |
| Passing | 159 | 211 |
| Penalty | 24 | 27 |
| 3rd Down: Made/Att | 59/196 | 94/227 |
| 3rd Down Pct. | 30.1 | 41.4 |
| 4th Down: Made/Att | 6/17 | 5/11 |
| 4th Down Pct. | 35.3 | 45.5 |
| Possession Avg. | 27:31 | 32:29 |
| Total Net Yards | 4859 | 5968 |
| Avg. Per Game | 303.7 | 373.0 |
| Total Plays | 919 | 1099 |
| Avg. Per Play | 5.3 | 5.4 |
| Net Yards Rushing | 1447 | 2195 |
| Avg. Per Game | 90.4 | 137.2 |
| Total Rushes | 356 | 515 |
| Net Yards Passing | 3412 | 3773 |
| Avg. Per Game | 213.3 | 235.8 |
| Sacked/Yards Lost | 50/326 | 39/222 |
| Gross Yards | 3738 | 3995 |
| Att./Completions | 513/299 | 545/347 |
| Completion Pct. | 58.3 | 63.7 |
| Had Intercepted | 16 | 12 |
| Punts/Average | 89/46.3 | 73/46.0 |
| Net Punting Avg. | 89/40.8 | 73/41.2 |
| Penalties/Yards | 111/961 | 93/731 |
| Fumbles/Ball Lost | 23/10 | 7/4 |
| Touchdowns | 28 | 48 |
| Rushing | 6 | 17 |
| Passing | 20 | 28 |
| Returns | 2 | 3 |

| BY PERIODS | 1 | 2 | 3 | 4 | OT | PTS |
|------------|-----|-----|----|-----|----|-----|
| Team | 40 | 94 | 73 | 47 | 0 | 254 |
| Opponents | 105 | 110 | 97 | 126 | 0 | 438 |

| SCORING | TD | RU | PA | RT | PAT | FG | S | TP |
|---------------|----|----|----|----|-------|-------|---|-----|
| Succop | 0 | 0 | 0 | 0 | 27/27 | 19/22 | 0 | 84 |
| Wright | 6 | 0 | 6 | 0 | | | 0 | 36 |
| Walker | 4 | 0 | 4 | 0 | | | 0 | 24 |
| Hunter | 3 | 0 | 3 | 0 | | | 0 | 18 |
| Greene | 2 | 2 | 0 | 0 | | | 0 | 12 |
| Sankey | 2 | 2 | 0 | 0 | | | 0 | 12 |
| L. Washington | 2 | 0 | 2 | 0 | | | 0 | 12 |
| N. Washington | 2 | 0 | 2 | 0 | | | 0 | 12 |
| Battle | 1 | 1 | 0 | 0 | | | 0 | 6 |
| Coffman | 1 | 0 | 1 | 0 | | | 0 | 6 |
| Hagan | 1 | 0 | 1 | 0 | | | 0 | 6 |
| Huff | 1 | 0 | 0 | 1b | | | 0 | 6 |
| Locker | 1 | 1 | 0 | 0 | | | 0 | 6 |
| McCluster | 1 | 0 | 1 | 0 | | | 0 | 6 |
| McCourtly | 1 | 0 | 0 | 1a | | | 0 | 6 |
| Team | 28 | 6 | 20 | 2 | 27/27 | 19/22 | 1 | 254 |
| Opponents | 48 | 17 | 28 | 3 | 47/47 | 33/39 | 2 | 438 |

2-Pt Conversions: TM 0-1, OPP 0-1

FUM/Lost: Mettenberger 4/2, Locker 3/1, L. Washington 3/1, Whitehurst 3/0, Sankey 2/2, Spencer 2/0, Walker 2/0, Greene 1/1, McCluster 1/1, Schwenke 1/1, Wright 1/1

| RUSHING | No | Yds | Avg | Lg | TD |
|---------------|-----|-----|------|----|----|
| Sankey | 152 | 569 | 3.7 | 22 | 2 |
| Greene | 94 | 392 | 4.2 | 52 | 2 |
| Locker | 22 | 142 | 6.5 | 29 | 1 |
| McCluster | 40 | 131 | 3.3 | 16 | 0 |
| Whitehurst | 20 | 90 | 4.5 | 23 | 0 |
| L. Washington | 13 | 57 | 4.4 | 16 | 0 |
| Wright | 4 | 54 | 13.5 | 38 | 0 |
| Battle | 5 | 9 | 1.8 | 5 | 1 |
| Mettenberger | 5 | 4 | 0.8 | 8 | 0 |

| PASSING | Att | Cmp | Pct | Yards | Yds/Att | TD | Int | Lg | Sk/Yds | Rating |
|--------------|-----|-----|------|-------|---------|----|-----|-----|--------|--------|
| Whitehurst | 185 | 105 | 56.8 | 1,236 | 7.17 | 7 | 2 | 75t | 18/103 | 87.4 |
| Mettenberger | 179 | 107 | 59.8 | 1,412 | 7.89 | 8 | 7 | 80t | 18/138 | 83.4 |
| Locker | 146 | 86 | 58.9 | 993 | 6.80 | 5 | 7 | 61t | 14/85 | 70.9 |
| Palmer | 3 | 1 | 33.3 | 7 | 2.33 | 0 | 0 | 7 | 0/0 | 42.4 |
| Team | 513 | 299 | 58.3 | 3,738 | 7.29 | 20 | 16 | 80t | 50/326 | 81.0 |
| Opponents | 545 | 347 | 63.7 | 3,995 | 7.33 | 28 | 12 | 80 | 39/222 | 93.6 |

| | | | | | |
|-----------|-----|------|------|-----|----|
| Palmer | 1 | -1 | -1.0 | -1 | 0 |
| Team | 356 | 1447 | 4.1 | 52 | 6 |
| Opponents | 515 | 2195 | 4.3 | 62t | 17 |

| RECEIVING | No | Yds | Avg | Lg | TD |
|---------------|-----|------|------|-----|----|
| Walker | 63 | 890 | 14.1 | 68 | 4 |
| Wright | 57 | 715 | 12.5 | 48 | 6 |
| N. Washington | 40 | 647 | 16.2 | 80t | 2 |
| Hunter | 28 | 498 | 17.8 | 75t | 3 |
| McCluster | 26 | 197 | 7.6 | 25 | 1 |
| L. Washington | 22 | 159 | 7.2 | 25 | 2 |
| Hagan | 19 | 254 | 13.4 | 38t | 1 |
| Sankey | 18 | 133 | 7.4 | 18 | 0 |
| Coffman | 6 | 64 | 10.7 | 18 | 1 |
| Durham | 6 | 54 | 9.0 | 14 | 0 |
| Battle | 5 | 28 | 5.6 | 12 | 0 |
| Stevens | 2 | 26 | 13.0 | 20 | 0 |
| Thompson | 2 | 24 | 12.0 | 13 | 0 |
| Andrews | 2 | 11 | 5.5 | 6 | 0 |
| Greene | 1 | 13 | 13.0 | 13 | 0 |
| Klug | 1 | 9 | 9.0 | 9 | 0 |
| Schwenke | 1 | 6 | 6.0 | 6 | 0 |
| Whitehurst | 0 | 10 | --- | 10 | 0 |
| Team | 299 | 3738 | 12.5 | 80t | 20 |
| Opponents | 347 | 3995 | 11.5 | 80 | 28 |

| INTERCEPTIONS | No | Yds | Avg | Lg | TD |
|---------------|----|-----|------|-----|----|
| McCourtly | 3 | 0 | 0.0 | 0 | 0 |
| Woodyard | 2 | 20 | 10.0 | 13 | 0 |
| Griffin | 2 | 12 | 6.0 | 12 | 0 |
| Wreh-Wilson | 1 | 34 | 34.0 | 34 | 0 |
| Stafford | 1 | 33 | 33.0 | 33 | 0 |
| Huff | 1 | 23 | 23.0 | 23t | 1 |
| Ghee | 1 | 0 | 0.0 | 0 | 0 |
| Wilson | 1 | 0 | 0.0 | 0 | 0 |
| Team | 12 | 122 | 10.2 | 34 | 1 |
| Opponents | 16 | 214 | 13.4 | 67 | 1 |

| PUNTING | No | Yds | Avg | Net | TB | In | Lg | B |
|-----------|----|------|------|------|----|----|----|---|
| Kern | 88 | 4118 | 46.8 | 40.8 | 7 | 28 | 79 | 1 |
| Team | 89 | 4118 | 46.3 | 40.8 | 7 | 28 | 79 | 1 |
| Opponents | 73 | 3356 | 46.0 | 41.2 | 7 | 26 | 69 | 0 |

| PUNT RETURNS | No | FC | Yds | Avg | Lg | TD |
|---------------|----|----|-----|-----|----|----|
| McCluster | 22 | 14 | 155 | 7.0 | 48 | 0 |
| L. Washington | 7 | 4 | 47 | 6.7 | 10 | 0 |
| Griffin | 1 | 0 | 5 | 5.0 | 5 | 0 |
| Team | 30 | 18 | 207 | 6.9 | 48 | 0 |
| Opponents | 43 | 25 | 350 | 8.1 | 30 | 0 |

| KICKOFF RETURNS | No | Yds | Avg | Lg | TD |
|-----------------|----|------|------|------|----|
| L. Washington | 31 | 738 | 23.8 | 52 | 0 |
| Sankey | 7 | 198 | 28.3 | 42 | 0 |
| Andrews | 5 | 110 | 22.0 | 27 | 0 |
| Battle | 2 | 43 | 21.5 | 22 | 0 |
| Klug | 2 | 32 | 16.0 | 20 | 0 |
| Martin | 1 | 0 | 0.0 | 0 | 0 |
| Team | 48 | 1121 | 23.4 | 52 | 0 |
| Opponents | 31 | 855 | 27.6 | 107t | 1 |

| FIELD GOALS | 1-19 | 20-29 | 30-39 | 40-49 | 50+ |
|-------------|------|-------|-------|-------|-----|
| Succop | 0/0 | 5/5 | 7/7 | 5/8 | 2/2 |
| Team | 0/0 | 5/5 | 7/7 | 5/8 | 2/2 |
| Opponents | 1/1 | 9/9 | 12/12 | 7/11 | 4/6 |

Titans/Succop: (36G,31G,46G,47G) (47G) (40N,44N) (36G) () (25G,21G,42G) (36G) () (20G) (20G) () (42N) (40G, 33G,51G) (50G,23G) (31G)
OPP: (35G,48N) (48G,44G,51G,48G) (29G) (31G,30G) (38G,42G) (55B)(31G,31G,27G,22G) (30G,29G,49G) () (49G,23G) (36G,26G,49N,35G,30G,50G) (37G,43B) (20G,19G,36G,52G,42G) (53N,51G) () (23G,46N,26G)

SACKS
Morgan 6.5, Casey 5, Griffin 3, Hill 3, Williamson 3, Woodyard 2.5, Klug 2, Phillips TM 2, Pitoitua 2, Wimbley 2, Groves 1, Huff 1, D. Jones 1, Pollard 1, Sensabaugh 1, Stafford 1, Wilson 1, Woods 1
Titans 39, Opponents 50

TACKLES (Solo-Assists-Total)
Woodyard (66-68-134), Griffin (83-32-115), Williamson (55-52-107), Casey (58-28-86), McCourtly (77-8-85), Morgan (52-30-82), Wilson (49-16-65), Wreh-Wilson (47-10-57), Hill (30-17-47), Pitoitua (21-24-45), Sensabaugh (37-7-44), Wimbley (18-23-41), Stafford (24-9-33), Klug (21-10-31), Woods (14-17-31), Phillips (14-14-28), Martin (10-18-28), Pollard (22-4-26), Gooden (15-9-24), Groves (12-7-19), Huff (8-6-14), Jones (7-6-13), Harris (8-1-9), Moch (3-1-4), Ghee (3-0-3), Brown (1-0-1)
Team Totals: 755-417-1,172

USUAL STARTING LINEUP

OFFENSE
WR Nate Washington (85)
TE Delanie Walker (82)
LT Taylor Lewan (77)
LG Andy Levitre (67)
C Brian Schwenke (62)
RG Chance Warmack (70)
RT Michael Oher (72)
TE Craig Stevens (88)/Brett Brackett (87)
WR Kendall Wright (13)
QB Zach Mettenberger (7)
RB Bishop Sankey (20)

DEFENSE
DE Ropati Pitoitua (92)
NT Sammie Hill (94)
DT Jurrell Casey (99)
OLB Derrick Morgan (91)
ILB Wesley Woodyard (59)
ILB Avery Williamson (54)
OLB Kamerion Wimbley (95)
CB Bliidi Wreh-Wilson (25)
SS George Wilson (21)
FS Michael Griffin (33)
CB Jason McCourtly (30)

SPECIALISTS
K Ryan Succop (8)
P Brett Kern (6)
KR/PR Leon Washington (26)

Pro Bowl All-Pro

GM: Ruston Webster; Head Coach: Ken Whisenhunt
Asst. Coaches: Ray Horton (def. coord.), Jason Michael (off. coord.), Bob Bostad (off. line), Steve Brown (asst. secondary), Louie Cioffi (secondary), Sylvester Croom (RB), Nick Eason (asst. DL), Steve Hoffman (ST asst.), Shawn Jefferson (WR), Nate Kaczor (ST), Cannon Matthews (qual. ctl. coord. - def.), John McNulty (QB), Mike Mularkey (TE), Kevin Patullo (asst. WR), Arthur Smith (asst. TE), Giff Smith (DL), Lou Spanos (LB), Luke Stechel (off. asst.), Mike Sullivan (asst. OL), Steve Watterson (strength and cond.)

AMERICAN FOOTBALL CONFERENCE STANDINGS

| AFC EAST | W | L | T | Pct |
|---------------|----|----|---|------|
| New England | 12 | 4 | 0 | .750 |
| Buffalo | 9 | 7 | 0 | .563 |
| Miami | 8 | 8 | 0 | .500 |
| New York Jets | 4 | 12 | 0 | .250 |
| AFC NORTH | W | L | T | Pct |
| Pittsburgh | 11 | 5 | 0 | .688 |
| * Cincinnati | 10 | 5 | 1 | .656 |
| * Baltimore | 10 | 6 | 0 | .625 |
| Cleveland | 7 | 9 | 0 | .438 |
| AFC SOUTH | W | L | T | Pct |
| Indianapolis | 11 | 5 | 0 | .688 |
| Houston | 9 | 7 | 0 | .563 |
| Jacksonville | 3 | 13 | 0 | .188 |
| Tennessee | 2 | 14 | 0 | .125 |
| AFC WEST | W | L | T | Pct |
| Denver | 12 | 4 | 0 | .750 |
| Kansas City | 9 | 7 | 0 | .563 |
| San Diego | 9 | 7 | 0 | .563 |
| Oakland | 3 | 13 | 0 | .188 |

NATIONAL FOOTBALL CONFERENCE STANDINGS

| NFC EAST | W | L | T | Pct |
|-----------------|----|----|---|------|
| Dallas | 12 | 4 | 0 | .750 |
| Philadelphia | 10 | 6 | 0 | .625 |
| New York Giants | 6 | 10 | 0 | .375 |
| Washington | 4 | 12 | 0 | .250 |
| NFC NORTH | W | L | T | Pct |
| Green Bay | 12 | 4 | 0 | .750 |
| * Detroit | 11 | 5 | 0 | .688 |
| Minnesota | 7 | 9 | 0 | .438 |
| Chicago | 5 | 11 | 0 | .313 |
| NFC SOUTH | W | L | T | Pct |
| Carolina | 7 | 8 | 1 | .469 |
| New Orleans | 7 | 9 | 0 | .438 |
| Atlanta | 6 | 10 | 0 | .375 |
| Tampa Bay | 2 | 14 | 0 | .125 |
| NFC WEST | W | L | T | Pct |
| Seattle | 12 | 4 | 0 | .750 |
| * Arizona | 11 | 5 | 0 | .688 |
| San Francisco | 8 | 8 | 0 | .500 |
| St. Louis | 6 | 10 | 0 | .375 |

* Wild Card for Playoffs

2013 SEASON (7-9 REGULAR SEASON, 0-0 PLAYOFFS) • 2ND PLACE AFC SOUTH

| DATE | OPPONENT | SCORE | W/L | ATT |
|------------|-----------------|--------|-----|--------|
| Sep. 8 | at Pittsburgh | 16-9 | W | 61,585 |
| Sep. 15 | at Houston | 24-30* | L | 71,718 |
| Sep. 22 | SAN DIEGO | 20-17 | W | 69,143 |
| Sep. 29 | NEW YORK JETS | 38-13 | W | 69,143 |
| Oct. 6 | KANSAS CITY | 17-26 | L | 69,143 |
| Oct. 13 | at Seattle | 13-20 | L | 68,127 |
| Oct. 20 | SAN FRANCISCO | 17-31 | L | 69,143 |
| Nov. 3 | at St. Louis | 28-21 | W | 54,617 |
| Nov. 10 | JACKSONVILLE | 27-29 | L | 69,143 |
| Nov. 14 | INDIANAPOLIS | 27-30 | L | 69,143 |
| Nov. 24 | at Oakland | 23-19 | W | 46,001 |
| Dec. 1 | at Indianapolis | 14-22 | L | 65,502 |
| Dec. 8 | at Denver | 28-51 | L | 76,554 |
| Dec. 15 | ARIZONA | 34-37* | L | 69,143 |
| Dec. 22 | at Jacksonville | 20-16 | W | 60,559 |
| Dec. 29 | HOUSTON | 16-10 | W | 69,143 |
| * Overtime | | | | |

| | TITANS | OPP |
|--------------------|---------|---------|
| Total First Downs | 311 | 329 |
| Rushing | 103 | 108 |
| Passing | 172 | 191 |
| Penalty | 36 | 30 |
| 3rd Down: Made/Att | 94/227 | 69/201 |
| 3rd Down Pct. | 41.4 | 34.3 |
| 4th Down: Made/Att | 11/17 | 7/11 |
| 4th Down Pct. | 64.7 | 63.6 |
| Possession Avg. | 30:00 | 30:00 |
| Total Net Yards | 5390 | 5407 |
| Avg. Per Game | 336.9 | 337.9 |
| Total Plays | 1032 | 1027 |
| Avg. Per Play | 5.2 | 5.3 |
| Net Yards Rushing | 1894 | 1795 |
| Avg. Per Game | 118.4 | 112.2 |
| Total Rushes | 462 | 446 |
| Net Yards Passing | 3496 | 3612 |
| Avg. Per Game | 218.5 | 225.8 |
| Sacked/Yards Lost | 37/214 | 36/227 |
| Gross Yards | 3710 | 3839 |
| Att./Completions | 533/328 | 545/344 |
| Completion Pct. | 61.5 | 63.1 |
| Had Intercepted | 16 | 13 |
| Punts/Average | 79/42.9 | 76/45.0 |
| Net Punting Avg. | 79/39.7 | 76/40.0 |
| Penalties/Yards | 101/900 | 95/779 |
| Fumbles/Ball Lost | 27/9 | 24/12 |
| Touchdowns | 41 | 40 |
| Rushing | 16 | 21 |
| Passing | 22 | 15 |
| Returns | 3 | 4 |

| BY PERIODS | 1 | 2 | 3 | 4 | OT | PTS |
|------------|----|----|----|-----|----|-----|
| Team | 71 | 77 | 65 | 149 | 0 | 362 |
| Opponents | 76 | 83 | 88 | 125 | 9 | 381 |

| SCORING | TD | RU | PA | RT | PAT | FG | S | TP |
|---------------|----|----|----|----|-------|-------|---|-----|
| Bironas | 0 | 0 | 0 | 0 | 41/41 | 25/29 | 0 | 116 |
| C. Johnson | 10 | 6 | 4 | 0 | | | 0 | 60 |
| Walker | 6 | 0 | 6 | 0 | | | 0 | 36 |
| Greene | 4 | 4 | 0 | 0 | | | 0 | 24 |
| Hunter | 4 | 0 | 4 | 0 | | | 0 | 24 |
| Fitzpatrick | 3 | 3 | 0 | 0 | | | 0 | 18 |
| N. Washington | 3 | 0 | 3 | 0 | | | 0 | 18 |
| Locker | 2 | 2 | 0 | 0 | | | 0 | 12 |
| Preston | 2 | 0 | 2 | 0 | | | 0 | 12 |
| Wright | 2 | 0 | 2 | 0 | | | 0 | 12 |
| Battle | 1 | 1 | 0 | 0 | | | 0 | 6 |
| Klug | 1 | 0 | 0 | 1b | | | 0 | 6 |
| McCourtly | 1 | 0 | 0 | 1c | | | 0 | 6 |
| Thompson | 1 | 0 | 1 | 0 | | | 0 | 6 |
| Verner | 1 | 0 | 0 | 1a | | | 0 | 6 |
| Team | 41 | 16 | 22 | 3 | 41/41 | 25/29 | 0 | 362 |
| Opponents | 40 | 21 | 15 | 4 | 37/38 | 32/39 | 3 | 381 |

2-Pt Conversions: TM 0-0, OPP 1-1

FUM/Lost: Fitzpatrick 9/2, C. Johnson 3/2, Locker 3/1, Kern 2/0, Williams 2/1, Wright 2/0, Wylie(TM) 2/1, Bailey 1/1, Reynaud(TM) 1/1, Walker 1/0, L. Washington(LG) 1/0, L. Washington(TM) 1/0

| RUSHING | No | Yds | Avg | Lg | TD |
|-------------|-----|------|-----|-----|----|
| C. Johnson | 279 | 1077 | 3.9 | 30t | 6 |
| Greene | 77 | 295 | 3.8 | 29 | 4 |
| Fitzpatrick | 43 | 225 | 5.2 | 26 | 3 |
| Locker | 24 | 155 | 6.5 | 39 | 2 |
| Battle | 36 | 142 | 3.9 | 37 | 1 |
| Kern | 2 | 0 | 0.0 | 0 | 0 |

| PASSING | Att | Cmp | Pct | Yards | Yds/Att | TD | Int | Lg | Sk/Yds | Rating |
|-------------|-----|-----|------|-------|---------|----|-----|-----|--------|--------|
| Fitzpatrick | 350 | 217 | 62.0 | 2454 | 7.01 | 14 | 12 | 77t | 21/109 | 82.0 |
| Locker | 183 | 111 | 60.7 | 1256 | 6.86 | 8 | 4 | 66t | 16/105 | 86.7 |
| Team | 533 | 328 | 61.5 | 3710 | 6.96 | 22 | 16 | 77t | 37/214 | 83.6 |
| Opponents | 545 | 344 | 63.1 | 3839 | 7.04 | 15 | 13 | 55 | 36/227 | 83.3 |

| | | | | | |
|-----------|-----|------|-----|----|----|
| Reynaud | 1 | 0 | 0.0 | 0 | 0 |
| Team | 462 | 1894 | 4.1 | 39 | 16 |
| Opponents | 446 | 1795 | 4.0 | 60 | 21 |

| RECEIVING | No | Yds | Avg | Lg | TD |
|---------------|-----|------|------|-----|----|
| Wright | 94 | 1079 | 11.5 | 45 | 2 |
| Walker | 60 | 571 | 9.5 | 33 | 6 |
| N. Washington | 58 | 919 | 15.8 | 77t | 3 |
| C. Johnson | 42 | 345 | 8.2 | 66t | 4 |
| Hunter | 18 | 354 | 19.7 | 57 | 4 |
| Williams | 15 | 178 | 11.9 | 32 | 0 |
| Britt | 11 | 96 | 8.7 | 15 | 0 |
| Greene | 6 | 39 | 6.5 | 28 | 0 |
| Mooney | 6 | 32 | 5.3 | 22 | 0 |
| Preston | 5 | 37 | 7.4 | 10t | 2 |
| Battle | 4 | 36 | 9.0 | 24 | 0 |
| Thompson | 3 | 13 | 4.3 | 9t | 1 |
| Stevens | 2 | 5 | 2.5 | 6 | 0 |
| Shiancoe | 2 | 2 | 1.0 | 3 | 0 |
| Reynaud | 1 | 4 | 4.0 | 4 | 0 |
| Fitzpatrick | 1 | 0 | 0.0 | 0 | 0 |
| Team | 328 | 3710 | 11.3 | 77t | 22 |
| Opponents | 344 | 3839 | 11.2 | 55 | 15 |

| INTERCEPTIONS | No | Yds | Avg | Lg | TD |
|---------------|----|-----|------|----|----|
| Verner | 5 | 68 | 13.6 | 34 | 1 |
| Pollard | 3 | 36 | 12.0 | 32 | 0 |
| Ayers | 1 | 5 | 5.0 | 5 | 0 |
| Brown | 1 | 3 | 3.0 | 3 | 0 |
| McCarthy | 1 | 1 | 1.0 | 1 | 0 |
| Griffin | 1 | 0 | 0.0 | 0 | 0 |
| G. Wilson | 1 | 0 | 0.0 | 0 | 0 |
| Team | 13 | 113 | 8.7 | 34 | 1 |
| Opponents | 16 | 132 | 8.3 | 35 | 1 |

| PUNTING | No | Yds | Avg | Net | TB | In | Lg | B |
|-----------|----|------|------|------|----|----|----|---|
| Kern | 78 | 3386 | 43.4 | 39.7 | 2 | 32 | 63 | 1 |
| Team | 79 | 3386 | 42.9 | 39.7 | 2 | 32 | 63 | 1 |
| Opponents | 76 | 3422 | 45.0 | 40.0 | 7 | 28 | 61 | 0 |

| PUNT RETURNS | No | FC | Yds | Avg | Lg | TD |
|---------------|----|----|-----|------|----|----|
| Reynaud | 18 | 8 | 135 | 7.5 | 35 | 0 |
| L. Washington | 6 | 9 | 78 | 13.0 | 33 | 0 |
| Williams | 4 | 3 | 12 | 3.0 | 8 | 0 |
| Wylie | 2 | 0 | 4 | 2.0 | 4 | 0 |
| Verner | 1 | 0 | 11 | 11.0 | 11 | 0 |
| Team | 31 | 20 | 240 | 7.7 | 35 | 0 |
| Opponents | 35 | 25 | 210 | 6.0 | 24 | 0 |

| KICKOFF RETURNS | No | Yds | Avg | Lg | TD |
|------------------|----|------|------|----|----|
| L. Washington LG | 17 | 500 | 29.4 | 95 | 0 |
| L. Washington TM | 16 | 481 | 30.1 | 95 | 0 |
| Reynaud | 15 | 355 | 23.7 | 40 | 0 |
| Williams | 5 | 123 | 24.6 | 37 | 0 |
| Wylie | 5 | 94 | 18.8 | 23 | 0 |
| Bailey | 1 | 0 | 0.0 | 0 | 0 |
| Battle | 1 | 26 | 26.0 | 26 | 0 |
| Verner | 1 | 17 | 17.0 | 17 | 0 |
| Team | 44 | 1096 | 24.9 | 95 | 0 |
| Opponents | 45 | 1099 | 24.4 | 96 | 0 |

| FIELD GOALS | 1-19 | 20-29 | 30-39 | 40-49 | 50+ |
|-------------|------|-------|-------|-------|-----|
| Bironas | 0/0 | 10/10 | 8/9 | 5/7 | 2/3 |
| Team | 0/0 | 10/10 | 8/9 | 5/7 | 2/3 |
| Opponents | 2/2 | 6/6 | 6/8 | 15/18 | 3/5 |

Bironas/Titans: (26G,44G,27G) (48N,47G) (20G,43N,37G) (26G) (22G,32N) (38G,25G) (31G) () (39G,37G) (25G,38G) (33G,22G,23G) () () (45G,50N,24G) (45G,52G) (42G,55G,37G) (OPP:) (50N,50N,46N) (44G,38B) (45G,47G) (29G,24G, 33G,48G) (31G,29G) (44G) (44N) (32G,44G) (48G,30G, 50G) (52G,48G,24G,32N,48N,42G) (47G,48G,45G,37G, 49G) (25G,64G,19G) (25G,47G,41G) (36G) (19G)

SACKS
Casey 10.5, Morgan 6, Brown 4, Pitoitua 4, A. Johnson 3, Wimbley 3, Klug 2, Ayers 1, Fokou 1, Mi. Martin 1, Pollard 0.5
Titans 36, Opponents 37

TACKLES (Solo-Assists-Total)
Pollard (93-49-142), Brown (80-37-117), Griffin (71-35-106), Fokou (67-31-98), Pitoitua (42-49-91), Casey (49-41-90), McCourtly (68-9-77), Verner (61-12-73), Ayers (44-12-56), Morgan (31-23-54), McCarthy (35-16-51), Hill (26-14-40), Sensabaugh (29-8-37), A. Johnson (19-16-35), Wilson (25-8-33), Klug (14-12-26), Wimbley (12-12-24), Martin (9-13-22), Edwards (6-4-10), Wreh-Wilson (6-3-9), Gooden (4-3-7), Campbell (3-1-4), Stafford (1-0-1)
Team Totals: 795-408-1,203

USUAL STARTING LINEUP

OFFENSE
WR Nate Washington (85)
TE Craig Stevens (88)
LT Michael Roos (71)
LG Andy Levitre (67)
C Brian Schwenke (62)
RG Chance Warmack (70)
RT David Stewart (76)
TE Delanie Walker (82)
WR Kendall Wright (13)
QB Jake Locker (10)/Ryan Fitzpatrick (4)
RB Chris Johnson (28)

DEFENSE
LE Derrick Morgan (91)
DT Sammie Hill (94)
DT Jurrell Casey (99)
RE Ropati Pitoitua (92)
SLB Akeem Ayers (56)
MLB Moise Fokou (53)
WLB Zach Brown (55)
LCB Jason McCourty (30)
RCB Alterraun Verner (20)
SS Bernard Pollard (31)
FS Michael Griffin (33)

SPECIALISTS
K Rob Bironas (2)
P Brett Kern (6)
KR/PR Leon Washington (26)

Pro Bowl All-Pro

GM: Ruston Webster; Head Coach: Mike Munchak
Asst. Coaches: Jerry Gray (def. coord.), Dowell Loggains (off. coord.), Steve Watterson (asst. head coach/strength & cond.), Gregg Williams (senior asst./defense), Steve Brown (asst. secondary), Sylvester Croom (RB), Jonathan Gannon (def. asst./qual. ctl.), George Henshaw (TE), Steve Hoffman (ST asst.), Shawn Jefferson (WR), Nate Kaczor (ST), Bruce Matthews (OL), Brett Maxie (secondary), Keith Millard (def. asst./pass rush specialist), Chet Parlavocchio (LB), Dave Ragone (QB), Tracy Rocker (DL), Arthur Smith (OL/TE asst.)

AMERICAN FOOTBALL CONFERENCE STANDINGS

| AFC EAST | W | L | T | Pct |
|---------------|----|----|---|------|
| New England | 12 | 4 | 0 | .750 |
| New York Jets | 8 | 8 | 0 | .500 |
| Miami | 8 | 8 | 0 | .500 |
| Buffalo | 6 | 10 | 0 | .375 |
| AFC NORTH | W | L | T | Pct |
| Cincinnati | 11 | 5 | 0 | .688 |
| Pittsburgh | 8 | 8 | 0 | .500 |
| Baltimore | 8 | 8 | 0 | .500 |
| Cleveland | 4 | 12 | 0 | .250 |
| AFC SOUTH | W | L | T | Pct |
| Indianapolis | 11 | 5 | 0 | .688 |
| Tennessee | 7 | 9 | 0 | .438 |
| Jacksonville | 4 | 12 | 0 | .250 |
| Houston | 2 | 14 | 0 | .125 |
| AFC WEST | W | L | T | Pct |
| Denver | 13 | 3 | 0 | .813 |
| * Kansas City | 11 | 5 | 0 | .688 |
| * San Diego | 9 | 7 | 0 | .563 |
| Oakland | 4 | 12 | 0 | .250 |

NATIONAL FOOTBALL CONFERENCE STANDINGS

| NFC EAST | W | L | T | Pct |
|-----------------|----|----|---|------|
| Philadelphia | 10 | 6 | 0 | .625 |
| Dallas | 8 | 8 | 0 | .500 |
| New York Giants | 7 | 9 | 0 | .438 |
| Washington | 3 | 13 | 0 | .188 |
| NFC NORTH | W | L | T | Pct |
| Green Bay | 8 | 7 | 1 | .531 |
| Chicago | 8 | 8 | 0 | .500 |
| Detroit | 7 | 9 | 0 | .438 |
| Minnesota | 5 | 10 | 1 | .344 |
| NFC SOUTH | W | L | T | Pct |
| Carolina | 12 | 4 | 0 | .750 |
| * New Orleans | 11 | 5 | 0 | .688 |
| Atlanta | 4 | 12 | 0 | .250 |
| Tampa Bay | 4 | 12 | 0 | .250 |
| NFC WEST | W | L | T | Pct |
| Seattle | 13 | 3 | 0 | .813 |
| * San Francisco | 12 | 4 | 0 | .750 |
| Arizona | 10 | 6 | 0 | .625 |
| St. Louis Rams | 7 | 9 | 0 | .438 |

* Wild Card for Playoffs

2012 SEASON (6-10 REGULAR SEASON, 0-0 PLAYOFFS) • 3RD PLACE AFC SOUTH

| DATE | OPPONENT | SCORE | W/L | ATT |
|------------|-----------------|--------|-----|--------|
| Sep. 9 | NEW ENGLAND | 13-34 | L | 69,143 |
| Sep. 16 | at San Diego | 10-38 | L | 60,804 |
| Sep. 23 | DETROIT | 44-41* | W | 69,143 |
| Sep. 30 | at Houston | 14-38 | L | 71,581 |
| Oct. 7 | at Minnesota | 7-30 | L | 57,652 |
| Oct. 11 | PITTSBURGH | 26-23 | W | 69,143 |
| Oct. 21 | at Buffalo | 35-34 | W | 68,836 |
| Oct. 28 | INDIANAPOLIS | 13-19* | L | 69,143 |
| Nov. 4 | CHICAGO | 20-51 | L | 69,143 |
| Nov. 11 | at Miami | 37-3 | W | 60,165 |
| Nov. 18 | BYE | | | |
| Nov. 25 | at Jacksonville | 19-24 | L | 63,323 |
| Dec. 2 | HOUSTON | 10-24 | L | 69,143 |
| Dec. 9 | at Indianapolis | 23-27 | L | 64,688 |
| Dec. 17 | NEW YORK JETS | 14-10 | W | 69,143 |
| Dec. 23 | at Green Bay | 7-55 | L | 70,508 |
| Dec. 30 | JACKSONVILLE | 38-20 | W | 69,143 |
| * Overtime | | | | |

| | TITANS | OPP |
|--------------------------|----------------|----------------|
| Total First Downs | 260 | 358 |
| Rushing | 70 | 122 |
| Passing | 166 | 210 |
| Penalty | 24 | 26 |
| 3rd Down: Made/Att | 83/217 | 85/214 |
| 3rd Down Pct. | 38.2 | 39.7 |
| 4th Down: Made/Att | 5/15 | 6/14 |
| 4th Down Pct. | 33.3 | 42.9 |
| Possession Avg. | 27:18 | 32:42 |
| Total Net Yards | 5,010 | 5,999 |
| Avg. Per Game | 313.1 | 374.9 |
| Total Plays | 957 | 1,086 |
| Avg. Per Play | 5.2 | 5.5 |
| Net Yards Rushing | 1,687 | 2,035 |
| Avg. Per Game | 105.4 | 127.2 |
| Total Rushes | 378 | 483 |
| Net Yards Passing | 3,323 | 3,964 |
| Avg. Per Game | 207.7 | 247.8 |
| Sacked/Yards Lost | 39/254 | 39/241 |
| Gross Yards | 3,577 | 4,205 |
| Att./Completions | 540/318 | 564/374 |
| Completion Pct. | 58.9 | 66.3 |
| Had Intercepted | 16 | 19 |
| Punts/Average | 83/46.4 | 70/44.1 |
| Net Punting Avg. | 83/40.4 | 70/36.1 |
| Penalties/Yards | 106/847 | 86/717 |
| Fumbles/Ball Lost | 21/12 | 15/5 |
| Touchdowns | 36 | 55 |
| Rushing | 10 | 16 |
| Passing | 17 | 31 |
| Returns | 9 | 8 |

| BY PERIODS | 1 | 2 | 3 | 4 | OT | PTS |
|------------|-----|----|-----|-----|----|-----|
| Team | 72 | 94 | 66 | 95 | 3 | 330 |
| Opponents | 155 | 58 | 116 | 136 | 6 | 471 |

| SCORING | TD | RU | PA | RT | PAT | FG | S | TP |
|--------------|----|----|----|----|-------|-------|---|-----|
| Bironas | 0 | 0 | 0 | 0 | 35/35 | 25/31 | 0 | 110 |
| C. Johnson | 6 | 6 | 0 | 0 | | | 0 | 36 |
| Britt | 4 | 0 | 4 | 0 | | | 0 | 26 |
| Cook | 4 | 0 | 4 | 0 | | | 0 | 24 |
| Washington | 4 | 0 | 4 | 0 | | | 0 | 24 |
| Wright | 4 | 0 | 4 | 0 | | | 0 | 24 |
| Harper | 3 | 3 | 0 | 0 | | | 0 | 18 |
| Reynaud | 3 | 0 | 0 | 3b | | | 0 | 18 |
| Brown | 2 | 0 | 0 | 2f | | | 0 | 12 |
| Campbell | 1 | 0 | 0 | 1a | | | 0 | 6 |
| Locker | 1 | 1 | 0 | 0 | | | 0 | 6 |
| McCarthy | 1 | 0 | 0 | 1d | | | 0 | 6 |
| Stevens | 1 | 0 | 1 | 0 | | | 0 | 6 |
| Verner | 1 | 0 | 0 | 1c | | | 0 | 6 |
| Witherspoon | 1 | 0 | 0 | 1e | | | 0 | 6 |
| Team Defense | 0 | 0 | 0 | 0 | | | 1 | 2 |
| Team | 36 | 10 | 17 | 9 | 35/35 | 25/31 | 1 | 330 |
| Opponents | 55 | 16 | 31 | 8 | 52/52 | 29/31 | 0 | 471 |

2-Pt Conversions: Britt, TM 1-1, OPP 1-2

FUM/Lost: C. Johnson 5/4, Locker 4/4, Hasselbeck 3/1, Britt 2/1, Stevens 2/0, Brown 1/0, Cook 1/1, Reynaud 1/0, Washington 1/0, Wright 1/1

| RUSHING | No | Yds | Avg | Lg | TD |
|------------|-----|-------|-----|-----|----|
| C. Johnson | 276 | 1,243 | 4.5 | 94t | 6 |
| Locker | 41 | 291 | 7.1 | 32 | 1 |
| Hasselbeck | 13 | 38 | 2.9 | 16 | 0 |
| Reynaud | 16 | 33 | 2.1 | 11 | 0 |
| Harper | 19 | 30 | 1.6 | 13 | 3 |
| Mooney | 5 | 19 | 3.8 | 8 | 0 |

| PASSING | Att | Cmp | Pct | Yards | Yds/Att | TD | Int | Lg | Sk/Yds | Rating |
|------------|-----|-----|-------|-------|---------|----|-----|-----|--------|--------|
| Locker | 314 | 177 | 2,176 | 56.4 | 6.93 | 10 | 11 | 71t | 25/151 | 74.0 |
| Hasselbeck | 221 | 138 | 1,367 | 62.4 | 6.19 | 7 | 5 | 37 | 14/103 | 81.0 |
| Smith | 5 | 3 | 34 | 60.0 | 6.80 | 0 | 0 | 17 | 0/0 | 80.4 |
| Team | 540 | 318 | 3,577 | 58.9 | 6.62 | 17 | 16 | 71t | 39/254 | 76.9 |
| Opponents | 564 | 374 | 4,205 | 66.3 | 7.46 | 31 | 19 | 82t | 39/241 | 92.7 |

| | | | | | |
|------------|-----|-------|------|-----|----|
| Ringer | 2 | 14 | 7.0 | 9 | 0 |
| Babineaux | 1 | 10 | 10.0 | 10 | 0 |
| Q. Johnson | 4 | 5 | 1.3 | 3 | 0 |
| Wright | 1 | 4 | 4.0 | 4 | 0 |
| Team | 378 | 1,687 | 4.5 | 94t | 10 |
| Opponents | 483 | 2,035 | 4.2 | 46 | 16 |

| RECEIVING | No | Yds | Avg | Lg | TD |
|------------|-----|-------|------|-----|----|
| Wright | 64 | 626 | 9.8 | 38 | 4 |
| Washington | 46 | 746 | 16.2 | 71t | 4 |
| Britt | 45 | 589 | 13.1 | 46 | 4 |
| Cook | 44 | 523 | 11.9 | 61t | 4 |
| C. Johnson | 36 | 232 | 6.4 | 22 | 0 |
| Williams | 30 | 324 | 10.8 | 27 | 0 |
| Stevens | 23 | 275 | 12.0 | 46 | 1 |
| Thompson | 6 | 46 | 7.7 | 12 | 0 |
| Hawkins | 5 | 62 | 12.4 | 42 | 0 |
| Preston | 5 | 59 | 11.8 | 21 | 0 |
| Q. Johnson | 5 | 40 | 8.0 | 17 | 0 |
| Reynaud | 5 | 35 | 7.0 | 9 | 0 |
| Ringer | 3 | 12 | 4.0 | 6 | 0 |
| Harper | 1 | 8 | 8.0 | 8 | 0 |
| Team | 318 | 3,577 | 11.2 | 71t | 17 |
| Opponents | 374 | 4,205 | 11.2 | 82t | 31 |

| INTERCEPTIONS | No | Yds | Avg | Lg | TD |
|---------------|----|-----|------|-----|----|
| Griffin | 4 | 59 | 14.8 | 33 | 0 |
| McCourtly | 4 | 29 | 7.3 | 28 | 0 |
| Brown | 3 | 156 | 52.0 | 79t | 2 |
| Verner | 2 | 11 | 5.5 | 11 | 0 |
| McCarthy | 1 | 49 | 49.0 | 49t | 1 |
| Witherspoon | 1 | 40 | 40.0 | 40t | 1 |
| Babineaux | 1 | 10 | 10.0 | 10 | 0 |
| Ayers | 1 | 2 | 2.0 | 2 | 0 |
| R. Johnson | 1 | 2 | 2.0 | 2 | 0 |
| Alfalava | 1 | 0 | 0.0 | 0 | 0 |
| Team | 19 | 358 | 18.8 | 79t | 4 |
| Opponents | 16 | 260 | 16.3 | 63t | 4 |

| PUNTING | No | Yds | Avg | Net | TB | In | Lg | B |
|-----------|----|-------|------|------|----|----|----|---|
| Kern | 81 | 3,855 | 47.6 | 40.4 | 5 | 30 | 71 | 2 |
| Team | 83 | 3,855 | 46.4 | 40.4 | 5 | 30 | 71 | 2 |
| Opponents | 70 | 3,084 | 44.1 | 36.1 | 4 | 29 | 67 | 1 |

| PUNT RETURNS | No | FC | Yds | Avg | Lg | TD |
|--------------|----|----|-----|------|-----|----|
| Reynaud | 31 | 17 | 410 | 13.2 | 81t | 2 |
| Campbell | 0 | 0 | 65 | --- | 65t | 1 |
| Team | 31 | 17 | 475 | 15.3 | 81t | 3 |
| Opponents | 39 | 15 | 405 | 10.4 | 58 | 0 |

| KICKOFF RETURNS | No | Yds | Avg | Lg | TD |
|-----------------|----|-------|------|------|----|
| Reynaud | 53 | 1,240 | 23.4 | 105t | 1 |
| Hawkins | 7 | 205 | 29.3 | 71 | 0 |
| McCourtly | 1 | 14 | 14.0 | 14 | 0 |
| Stevens | 1 | 18 | 18.0 | 18 | 0 |
| Witherspoon | 1 | 6 | 6.0 | 6 | 0 |
| Williams | 0 | 6 | --- | 6 | 0 |
| Team | 63 | 1,489 | 23.6 | 105t | 1 |
| Opponents | 33 | 860 | 26.1 | 89t | 1 |

| FIELD GOALS | 1-19 | 20-29 | 30-39 | 40-49 | 50+ |
|--|------|-------|-------|-------|-----|
| Bironas | 0/0 | 6/6 | 13/13 | 5/10 | 1/2 |
| Team | 0/0 | 6/6 | 13/13 | 5/10 | 1/2 |
| Opponents | 0/0 | 11/11 | 5/6 | 9/9 | 4/5 |
| Bironas/Titans: (28G,24G) (23G) (31G,38G,41N,48N,26G) () (22G,38G,47G,40G) () (39G,45N,30G) (39G) (37G,38G, 53G) (38G,42N,40G,39G,33G) (37G) (57N,40G,31G,25G) (46B) () (48G) (25G,31G) (26G) (47G,53G,33G,26G) (33G) (42G, 36G,26G) (29G,28G,52G,54N) (31G,42G) (20G,37B,44G) (40G,25G,22G) (40G) (41G) (50G) (53G,40G) (22G) (26G,48G) () | | | | | |

SACKS

Morgan 6.5, Ayers 6, Wimbley 6, Brown 5.5, Klug 3.5, Casey 3, Mi. Martin 3, Wynn 2, Marks 1.5, Griffin 1, Witherspoon 1
Titans 39, Opponents 39

TACKLES (Solo-Assists-Total)

Ayers (79-31-110), Griffin (72-31-103), McCourtly (79-14-93), Brown (70-23-93), Babineaux (66-26-92), Casey (38-42-80), Verner (66-12-78), Morgan (35-31-66), Marks (31-32-63), Witherspoon (32-16-48), McCarthy (32-13-45), Mouton (33-9-42), Mike Martin (23-17-40), Shaw (30-8-38), Wimbley (18-20-38), Sensabaugh (23-4-27), Alfalava (13-10-23), Robert Johnson (10-3-13), Diles (8-5-13), Klug (8-4-12), Wynn (6-6-12), Solomon (3-6-9), Campbell (6-0-6), Dawson (3-2-5), DaJohn Harris (1-4-5), Egboh (2-0-2)

Team Totals: 787-369-1,156

USUAL STARTING LINEUP

OFFENSE

| | |
|----|------------------------------------|
| WR | Nate Washington (85) |
| TE | Jared Cook (89) |
| LT | Michael Roos (71) |
| LG | Steve Hutchinson (73) |
| C | Fernando Velasco (61) |
| RG | Leroy Harris (64)/Deuce Lutui (72) |
| RT | David Stewart (76) |
| TE | Craig Stevens (88) |
| WR | Kenny Britt (18) |
| QB | Jake Locker (10) |
| RB | Chris Johnson (28) |

DEFENSE

| | |
|-----|---|
| LE | Derrick Morgan (91) |
| DT | Sen'Derrick Marks (94) |
| DT | Jurrell Casey (99) |
| RE | Kameron Wimbley (95) |
| LLB | Akeem Ayers (56) |
| MLB | Colin McCarthy (52)/Will Witherspoon (92) |
| RLB | Zach Brown (55) |
| LCB | Jason McCourty (30) |
| RCB | Alterraun Verner (20) |
| SS | Jordan Babineaux (26) |
| FS | Michael Griffin (33) |

SPECIALISTS

| | |
|-------|---------------------|
| K | Rob Bironas (2) |
| P | Brett Kern (6) |
| KR/PR | Darius Reynaud (25) |

Pro Bowl All-Pro

GM: Ruston Webster; **Head Coach:** Mike Munchak
Asst. Coaches: Jerry Gray (def. coord.), Chris Palmer/ Dowell Loggains* (off. coord.), Steve Watterson (asst. head coach/strength & cond.), Steve Brown (asst. secondary), Frank Bush (LB), Jonathan Gannon (def. asst./qual. ctl.), Nate Kaczor (asst. off. line), Alan Lowry (ST), Bruce Matthews (OL), Brett Maxie (secondary), Keith Millard (def. asst./pass rush specialist), Chet Parlavacchio (ST asst.), Dave Ragone (WR), Tracy Rucker (DL), Jim Skipper (RB), Arthur Smith (off. asst./qual. ctl.), John Zernelt (TE)

* Palmer was offensive coordinator for first 11 games; Loggains was quarterbacks coach/passing game for first 11 games and offensive coordinator for final five games.

AMERICAN FOOTBALL CONFERENCE STANDINGS

| AFC EAST | W | L | T | Pct |
|------------------|----------|-----------|----------|-------------|
| New England | 12 | 4 | 0 | .750 |
| Miami | 7 | 9 | 0 | .438 |
| New York Jets | 6 | 10 | 0 | .375 |
| Buffalo | 6 | 10 | 0 | .375 |
| AFC NORTH | W | L | T | Pct |
| Baltimore | 10 | 6 | 0 | .625 |
| * Cincinnati | 10 | 6 | 0 | .625 |
| Pittsburgh | 8 | 8 | 0 | .500 |
| Cleveland | 5 | 11 | 0 | .313 |
| AFC SOUTH | W | L | T | Pct |
| Houston | 12 | 4 | 0 | .750 |
| * Indianapolis | 11 | 5 | 0 | .688 |
| Tennessee | 6 | 10 | 0 | .375 |
| Jacksonville | 2 | 14 | 0 | .125 |
| AFC WEST | W | L | T | Pct |
| Denver | 13 | 3 | 0 | .813 |
| San Diego | 7 | 9 | 0 | .438 |
| Oakland | 4 | 12 | 0 | .250 |
| Kansas City | 2 | 14 | 0 | .125 |

NATIONAL FOOTBALL CONFERENCE STANDINGS

| NFC EAST | W | L | T | Pct |
|-----------------|----|----|---|------|
| Washington | 10 | 6 | 0 | .625 |
| New York Giants | 9 | 7 | 0 | .563 |
| Dallas | 8 | 8 | 0 | .500 |
| Philadelphia | 4 | 12 | 0 | .250 |
| NFC NORTH | W | L | T | Pct |
| Green Bay | 11 | 5 | 0 | .688 |
| * Minnesota | 10 | 6 | 0 | .625 |
| Chicago | 10 | 6 | 0 | .625 |
| Detroit | 4 | 12 | 0 | .250 |
| NFC SOUTH | W | L | T | Pct |
| Atlanta | 13 | 3 | 0 | .813 |
| Carolina | 7 | 9 | 0 | .438 |
| New Orleans | 7 | 9 | 0 | .438 |
| Tampa Bay | 7 | 9 | 0 | .438 |
| NFC WEST | W | L | T | Pct |
| San Francisco | 11 | 4 | 1 | .719 |
| * Seattle | 11 | 5 | 0 | .688 |
| St. Louis | 7 | 8 | 1 | .469 |
| Arizona | 5 | 11 | 0 | .313 |

* Wild Card for Playoffs

2011 SEASON (9-7 REGULAR SEASON, 0-0 PLAYOFFS) • 2ND PLACE AFC SOUTH

| DATE | OPPONENT | SCORE | W/L | ATT |
|------------|-----------------|-------|-----|--------|
| Sep. 11 | at Jacksonville | 14-16 | L | 61,619 |
| Sep. 18 | BALTIMORE | 26-13 | W | 69,143 |
| Sep. 25 | DENVER | 17-14 | W | 69,143 |
| Oct. 2 | at Cleveland | 31-13 | W | 66,240 |
| Oct. 9 | at Pittsburgh | 17-38 | L | 63,875 |
| Oct. 16 | BYE | | | |
| Oct. 23 | HOUSTON | 7-41 | L | 69,143 |
| Oct. 30 | INDIANAPOLIS | 27-10 | W | 69,143 |
| Nov. 6 | CINCINNATI | 17-24 | L | 69,143 |
| Nov. 13 | at Carolina | 30-3 | W | 72,409 |
| Nov. 20 | at Atlanta | 17-23 | L | 68,164 |
| Nov. 27 | TAMPA BAY | 23-17 | W | 69,143 |
| Dec. 4 | at Buffalo | 23-17 | W | 56,463 |
| Dec. 11 | NEW ORLEANS | 17-22 | L | 69,143 |
| Dec. 18 | at Indianapolis | 13-27 | L | 64,271 |
| Dec. 24 | JACKSONVILLE | 23-17 | W | 69,143 |
| Jan. 1 | at Houston | 23-22 | W | 71,512 |
| * Overtime | | | | |

| | TITANS | OPP |
|--------------------|---------|---------|
| Total First Downs | 281 | 324 |
| Rushing | 71 | 111 |
| Passing | 185 | 187 |
| Penalty | 25 | 26 |
| 3rd Down: Made/Att | 80/218 | 96/236 |
| 3rd Down Pct. | 36.7 | 40.7 |
| 4th Down: Made/Att | 10/14 | 8/20 |
| 4th Down Pct. | 71.4 | 40.0 |
| Possession Avg. | 27:52 | 32:08 |
| Total Net Yards | 5361 | 5682 |
| Avg. Per Game | 335.1 | 355.1 |
| Total Plays | 984 | 1080 |
| Avg. Per Play | 5.4 | 5.3 |
| Net Yards Rushing | 1438 | 2053 |
| Avg. Per Game | 89.9 | 128.3 |
| Total Rushes | 376 | 461 |
| Net Yards Passing | 3923 | 3629 |
| Avg. Per Game | 245.2 | 226.8 |
| Sacked/Yards Lost | 24/190 | 28/180 |
| Gross Yards | 4113 | 3809 |
| Att./Completions | 584/353 | 591/369 |
| Completion Pct. | 60.4 | 62.4 |
| Had Intercepted | 14 | 11 |
| Punts/Average | 86/43.6 | 83/43.7 |
| Net Punting Avg. | 86/39.4 | 83/36.4 |
| Penalties/Yards | 104/960 | 99/812 |
| Fumbles/Ball Lost | 17/8 | 20/12 |
| Touchdowns | 34 | 34 |
| Rushing | 8 | 10 |
| Passing | 22 | 21 |
| Returns | 4 | 3 |

| BY PERIODS | 1 | 2 | 3 | 4 | OT | PTS |
|------------|----|-----|----|-----|----|-----|
| Team | 57 | 110 | 67 | 91 | 0 | 325 |
| Opponents | 64 | 79 | 74 | 100 | 0 | 317 |

| SCORING | TD | RU | PA | RT | PAT | FG | S | TP |
|------------|----|----|----|----|-------|-------|---|-----|
| Bironas | 0 | 0 | 0 | 0 | 34/34 | 29/32 | 0 | 121 |
| Washington | 8 | 1 | 7 | 0 | 0 | 0 | 0 | 48 |
| Williams | 5 | 0 | 5 | 0 | 0 | 0 | 0 | 30 |
| C. Johnson | 4 | 4 | 0 | 0 | 0 | 0 | 0 | 24 |
| Britt | 3 | 0 | 3 | 0 | 0 | 0 | 0 | 18 |
| Cook | 3 | 0 | 3 | 0 | 0 | 0 | 0 | 18 |
| Avery | 1 | 0 | 1 | 0 | 0 | 0 | 0 | 6 |
| Babineaux | 1 | 0 | 0 | 1a | 0 | 0 | 0 | 6 |
| Campbell | 1 | 0 | 0 | 1d | 0 | 0 | 0 | 6 |
| D. Graham | 1 | 0 | 1 | 0 | 0 | 0 | 0 | 6 |
| Harper | 1 | 1 | 0 | 0 | 0 | 0 | 0 | 6 |
| L. Hawkins | 1 | 0 | 1 | 0 | 0 | 0 | 0 | 6 |
| Locker | 1 | 1 | 0 | 0 | 0 | 0 | 0 | 6 |
| Mariani | 1 | 0 | 0 | 1c | 0 | 0 | 0 | 6 |
| McCourtly | 1 | 0 | 0 | 1b | 0 | 0 | 0 | 6 |
| Ringer | 1 | 1 | 0 | 0 | 0 | 0 | 0 | 6 |
| Stevens | 1 | 0 | 1 | 0 | 0 | 0 | 0 | 6 |
| Team | 34 | 8 | 22 | 4 | 34/34 | 29/32 | 0 | 325 |
| Opponents | 34 | 10 | 21 | 3 | 32/32 | 27/28 | 0 | 317 |

2-Pt Conversions: Titans 0-0, Opponents 0-2

FUM/Lost: Hasselbeck 4/1, C. Johnson 3/1, Cook 2/2, Amato 1/0, Britt 1/1, Campbell 1/0, Hall 1/1, Harper 1/1, L. Hawkins 1/0, Mariani 1/0, Ringer 1/1

| RUSHING | No | Yds | Avg | Lg | TD |
|------------|-----|------|-----|-----|----|
| C. Johnson | 262 | 1047 | 4.0 | 48t | 4 |
| Ringer | 59 | 185 | 3.1 | 25 | 1 |
| Locker | 8 | 56 | 7.0 | 17 | 1 |
| Hasselbeck | 20 | 52 | 2.6 | 21 | 0 |
| Harper | 17 | 44 | 2.6 | 12 | 1 |

| PASSING | Att | Cmp | Pct | Yards | Yds/Att | TD | Int | Lg | Sk/Yds | Rating |
|------------|-----|-----|------|-------|---------|----|-----|-----|--------|--------|
| Hasselbeck | 518 | 319 | 61.6 | 3571 | 6.89 | 18 | 14 | 80t | 19/153 | 82.4 |
| Locker | 66 | 34 | 51.5 | 542 | 8.21 | 4 | 0 | 54 | 5/37 | 99.4 |
| Team | 584 | 353 | 60.4 | 4113 | 7.04 | 22 | 14 | 80t | 24/190 | 84.4 |
| Opponents | 591 | 369 | 62.4 | 3809 | 6.45 | 21 | 11 | 78t | 28/180 | 85.1 |

| | | | | | |
|------------|-----|------|------|-----|----|
| Hall | 6 | 24 | 4.0 | 12 | 0 |
| Kern | 1 | 21 | 21.0 | 21 | 0 |
| Washington | 2 | 5 | 2.5 | 3t | 1 |
| Mariani | 1 | 4 | 4.0 | 4 | 0 |
| Team | 376 | 1438 | 3.8 | 48t | 8 |
| Opponents | 461 | 2053 | 4.5 | 80t | 10 |

| RECEIVING | No | Yds | Avg | Lg | TD |
|------------|-----|------|------|-----|----|
| Washington | 74 | 1023 | 13.8 | 57 | 7 |
| C. Johnson | 57 | 418 | 7.3 | 34 | 0 |
| Cook | 49 | 759 | 15.5 | 80t | 3 |
| L. Hawkins | 47 | 470 | 10.0 | 32 | 1 |
| Williams | 45 | 592 | 13.2 | 54 | 5 |
| Ringer | 28 | 187 | 6.7 | 18 | 0 |
| Britt | 17 | 289 | 17.0 | 80t | 3 |
| Stevens | 9 | 166 | 18.4 | 58 | 1 |
| Hall | 9 | 46 | 5.1 | 10 | 0 |
| Mariani | 5 | 24 | 4.8 | 6 | 0 |
| Harper | 4 | 32 | 8.0 | 21 | 0 |
| Avery | 3 | 45 | 15.0 | 23 | 1 |
| Q. Johnson | 3 | 30 | 10.0 | 13 | 0 |
| D. Graham | 2 | 25 | 12.5 | 21 | 1 |
| Amato | 1 | 7 | 7.0 | 7 | 0 |
| Team | 353 | 4113 | 11.7 | 80t | 22 |
| Opponents | 369 | 3809 | 10.3 | 78t | 21 |

| INTERCEPTIONS | No | Yds | Avg | Lg | TD |
|---------------|----|-----|------|-----|----|
| McCourtly | 2 | 52 | 26.0 | 30 | 0 |
| Griffin | 2 | 0 | 0.0 | 0 | 0 |
| Babineaux | 1 | 97 | 97.0 | 97t | 1 |
| Finnegan | 1 | 8 | 8.0 | 8 | 0 |
| Hope | 1 | 7 | 7.0 | 7 | 0 |
| Witherspoon | 1 | 7 | 7.0 | 7 | 0 |
| Ruud | 1 | 4 | 4.0 | 4 | 0 |
| Verner | 1 | 4 | 4.0 | 4 | 0 |
| McCarthy | 1 | 0 | 0.0 | 0 | 0 |
| Team | 11 | 179 | 16.3 | 97t | 1 |
| Opponents | 14 | 167 | 11.9 | 38t | 3 |

| PUNTING | No | Yds | Avg | Net | TB | In | Lg | B |
|-----------|----|------|------|------|----|----|----|---|
| Kern | 86 | 3747 | 43.6 | 39.4 | 7 | 31 | 64 | 0 |
| Team | 86 | 3747 | 43.6 | 39.4 | 7 | 31 | 64 | 0 |
| Opponents | 83 | 3628 | 43.7 | 36.4 | 6 | 22 | 65 | 2 |

| PUNT RETURNS | No | FC | Yds | Avg | Lg | TD |
|--------------|----|----|-----|------|-----|----|
| Mariani | 46 | 18 | 490 | 10.7 | 79t | 1 |
| Campbell | 1 | 0 | 0 | 0.0 | 0 | 0 |
| Team | 47 | 18 | 490 | 10.4 | 79t | 1 |
| Opponents | 36 | 23 | 221 | 6.1 | 30 | 0 |

| KICKOFF RETURNS | No | Yds | Avg | Lg | TD |
|-----------------|----|-----|------|------|----|
| Mariani | 32 | 748 | 23.4 | 49 | 0 |
| Campbell | 0 | 84 | --- | 84t | 1 |
| Team | 32 | 832 | 26.0 | 100t | 1 |
| Opponents | 30 | 680 | 22.7 | 77 | 0 |

| FIELD GOALS | 1-19 | 20-29 | 30-39 | 40-49 | 50+ |
|-------------|------|-------|-------|-------|-----|
| Bironas | 0/0 | 5/5 | 9/10 | 9/10 | 6/7 |
| Team | 0/0 | 5/5 | 9/10 | 9/10 | 6/7 |
| Opponents | 2/2 | 11/11 | 5/5 | 7/7 | 2/3 |

Bironas/Titans: (66N) (34N,25G,43G,39G,33G) (46G) (39G) (29G) () (51G,50G) (43G) (38G,36G,49G) (46G) (42N,31G,52G,38G) (48G,27G,44G) (43G) (53G,21G) (51G,51G,35G) (21G,43G,33G)
OPP: (48G,21G,45G) (41G,29G) () (48G,51G) (19G) (32G,29G) (22G) (36G) (50N,29G) (19G,33G,24G) (43G) (27G) (25G,29G,22G) (47G,40G) (39G) (52G,37G,22G)

SACKS
Klug 7, Ball 4, Jones 3, Casey 2.5, Morgan 2.5, Ayers 2, Witherspoon 2, Hayes 1.5, Finnegan 1, McCourtly 1, S. Smith 1, Marks 0.5
Titans 28, Opponents 24

TACKLES (Solo-Assists-Total)
Babineaux (81-36-117), McCourtly (85-22-107), Griffin (70-26-96), Finnegan (71-24-95), Ayers (66-22-88), McCarthy (61-15-76), Casey (41-33-74), Ruud (51-17-68), Witherspoon (51-11-62), Ball (29-26-55), Verner (29-21-50), Jones (24-24-48), Morgan (23-24-47), S. Smith (20-24-44), Marks (18-26-44), Hope (25-8-33), Klug (18-14-32), Hayes (14-15-29), Sheppard (7-9-16), McRath (11-3-14), Hawkins (9-2-11), A. Smith (4-0-4), Clayton (1-2-3), Shaw (2-0-2), Amato (0-0-0), Bailey (0-0-0), Campbell (0-0-0)
Team Totals: 404-811-1,215

USUAL STARTING LINEUP

OFFENSE
WR Nate Washington (85)
LT Michael Roos (71)
LG Leroy Harris (64)
C Eugene Amano (54)
RG Jake Scott (73)
RT David Stewart (76)
TE Craig Stevens (88)
WR Damian Williams (17)
FB Ahmad Hall (45)
QB Matt Hasselbeck (8)
RB Chris Johnson (28)

DEFENSE
LE Derrick Morgan (90)/Dave Ball (98)
LT Jurrell Casey (99)
RT Sen'Derrick Marks (94)
RE Jason Jones (91)
LLB Akeem Ayers (56)
MLB Colin McCarthy (52)/Barrett Ruud (55)
RLB Will Witherspoon (92)
LCB Jason McCourty (30)
RCB Cortland Finnegan (31)
SS Jordan Babineaux (26)
FS Michael Griffin (33)

SPECIALISTS

K Rob Bironas (2)
P Brett Kern (6)
KR/PR Marc Mariani (83)

Pro Bowl

All-Pro

GM: Mike Reinfeldt; Head Coach: Mike Munchak
Asst. Coaches: Jerry Gray (def. coord.), Chris Palmer (off. coord.), Steve Watterson (asst. head coach/strength & cond.), Frank Bush (LB), Curtis Fuller (asst. secondary) Dowell Loggains (QB/passing game), Charles London (off. asst./qual. cti.), Alan Lowry (ST), Bruce Matthews (OL), Dave McGinnis (senior asst.), Chet Parlavocchio (ST asst.), Dave Ragone (WR), Marcus Robertson (secondary), Tracy Rocker (DL), Jim Skipper (RB), Arthur Smith (def. asst./qual. cti.), Art Valero (asst. OL), John Zernheilt (TE)

AMERICAN FOOTBALL CONFERENCE STANDINGS

| AFC EAST | W | L | T | Pct |
|---------------|----|----|---|------|
| New England | 13 | 3 | 0 | .813 |
| New York Jets | 8 | 8 | 0 | .500 |
| Miami | 6 | 10 | 0 | .375 |
| Buffalo | 6 | 10 | 0 | .375 |
| AFC NORTH | W | L | T | Pct |
| Baltimore | 12 | 4 | 0 | .750 |
| * Pittsburgh | 12 | 4 | 0 | .750 |
| * Cincinnati | 9 | 7 | 0 | .563 |
| Cleveland | 4 | 12 | 0 | .250 |
| AFC SOUTH | W | L | T | Pct |
| Houston | 10 | 6 | 0 | .625 |
| Tennessee | 9 | 7 | 0 | .563 |
| Jacksonville | 5 | 11 | 0 | .313 |
| Indianapolis | 2 | 14 | 0 | .125 |
| AFC WEST | W | L | T | Pct |
| Denver | 8 | 8 | 0 | .500 |
| San Diego | 8 | 8 | 0 | .500 |
| Oakland | 8 | 8 | 0 | .500 |
| Kansas City | 7 | 9 | 0 | .438 |

NATIONAL FOOTBALL CONFERENCE STANDINGS

| NFC EAST | W | L | T | Pct |
|-----------------|----|----|---|------|
| New York Giants | 9 | 7 | 0 | .563 |
| Philadelphia | 8 | 8 | 0 | .500 |
| Dallas | 8 | 8 | 0 | .500 |
| Washington | 5 | 11 | 0 | .313 |
| NFC NORTH | W | L | T | Pct |
| Green Bay | 15 | 1 | 0 | .938 |
| * Detroit | 10 | 6 | 0 | .625 |
| Chicago | 8 | 8 | 0 | .500 |
| Minnesota | 3 | 13 | 0 | .188 |
| NFC SOUTH | W | L | T | Pct |
| New Orleans | 13 | 3 | 0 | .813 |
| * Atlanta | 10 | 6 | 0 | .625 |
| Carolina | 6 | 10 | 0 | .375 |
| Tampa Bay | 4 | 12 | 0 | .250 |
| NFC WEST | W | L | T | Pct |
| San Francisco | 13 | 3 | 0 | .813 |
| Arizona | 8 | 8 | 0 | .500 |
| Seattle | 7 | 9 | 0 | .438 |
| St. Louis | 2 | 14 | 0 | .125 |

* Wild Card for Playoffs

2010 SEASON (6-10 REGULAR SEASON, 0-0 PLAYOFFS) • 4TH PLACE AFC SOUTH

| DATE | OPPONENT | SCORE | W/L | ATT |
|------------|--------------------|--------|-----|--------|
| Sep. 12 | OAKLAND | 38-13 | W | 69,143 |
| Sep. 19 | PITTSBURGH | 11-19 | L | 69,143 |
| Sep. 26 | at New York Giants | 29-10 | W | 79,386 |
| Oct. 3 | DENVER | 20-26 | L | 69,143 |
| Oct. 10 | at Dallas | 34-27 | W | 90,616 |
| Oct. 18 | at Jacksonville | 30-3 | W | 63,625 |
| Oct. 24 | PHILADELPHIA | 37-19 | W | 69,143 |
| Oct. 31 | at San Diego | 25-33 | L | 59,260 |
| Nov. 7 | BYE | | | |
| Nov. 14 | at Miami | 17-29 | L | 65,585 |
| Nov. 21 | WASHINGTON | 16-19* | L | 69,143 |
| Nov. 28 | at Houston | 0-20 | L | 70,855 |
| Dec. 5 | JACKSONVILLE | 6-17 | L | 69,143 |
| Dec. 9 | INDIANAPOLIS | 28-30 | L | 69,143 |
| Dec. 19 | HOUSTON | 31-17 | W | 69,143 |
| Dec. 26 | at Kansas City | 14-34 | L | 65,606 |
| Jan. 2 | at Indianapolis | 20-23 | L | 67,188 |
| * Overtime | | | | |

| | TITANS | OPP |
|--------------------|----------|----------|
| Total First Downs | 252 | 356 |
| Rushing | 73 | 107 |
| Passing | 155 | 214 |
| Penalty | 24 | 35 |
| 3rd Down: Made/Att | 71/204 | 104/242 |
| 3rd Down Pct. | 34.8 | 43.0 |
| 4th Down: Made/Att | 8/14 | 9/22 |
| 4th Down Pct. | 57.1 | 40.9 |
| Possession Avg. | 25:54 | 34:06 |
| Total Net Yards | 4834 | 5883 |
| Avg. Per Game | 302.1 | 367.7 |
| Total Plays | 907 | 1139 |
| Avg. Per Play | 5.3 | 5.2 |
| Net Yards Rushing | 1727 | 1851 |
| Avg. Per Game | 107.9 | 115.7 |
| Total Rushes | 406 | 474 |
| Net Yards Passing | 3107 | 4032 |
| Avg. Per Game | 194.2 | 252.0 |
| Sacked/Yards Lost | 27/171 | 40/272 |
| Gross Yards | 3278 | 4304 |
| Att./Completions | 474/273 | 625/410 |
| Completion Pct. | 57.6 | 65.6 |
| Had Intercepted | 15 | 17 |
| Punts/Average | 77/42.9 | 61/42.9 |
| Net Punting Avg. | 77/39.1 | 61/34.6 |
| Penalties/Yards | 128/1040 | 114/1039 |
| Fumbles/Ball Lost | 22/14 | 25/8 |
| Touchdowns | 40 | 32 |
| Rushing | 13 | 7 |
| Passing | 24 | 23 |
| Returns | 3 | 2 |

| BY PERIODS | 1 | 2 | 3 | 4 | OT | PTS |
|------------|----|-----|----|-----|----|-----|
| Team | 79 | 92 | 83 | 102 | 0 | 356 |
| Opponents | 65 | 130 | 65 | 76 | 3 | 339 |

| SCORING | TD | RU | PA | RT | PAT | FG | S | TP |
|------------|----|----|----|----|-------|-------|---|-----|
| Bironas | 0 | 0 | 0 | 0 | 38/38 | 24/26 | 0 | 110 |
| C. Johnson | 12 | 11 | 1 | 0 | 0 | 0 | 0 | 72 |
| Britt | 9 | 0 | 9 | 0 | 0 | 0 | 0 | 56 |
| Washington | 6 | 0 | 6 | 0 | 0 | 0 | 0 | 36 |
| Moss LG | 5 | 0 | 5 | 0 | 0 | 0 | 0 | 30 |
| Scaife | 4 | 0 | 4 | 0 | 0 | 0 | 0 | 24 |
| Mariani | 2 | 0 | 0 | 2 | 0 | 0 | 0 | 12 |
| Ringer | 2 | 2 | 0 | 0 | 0 | 0 | 0 | 12 |
| Stevens | 2 | 0 | 2 | 0 | 0 | 0 | 0 | 12 |
| Cook | 1 | 0 | 1 | 0 | 0 | 0 | 0 | 6 |
| Finnegan | 1 | 0 | 0 | 1 | 0 | 0 | 0 | 6 |
| Gage | 1 | 0 | 1 | 0 | 0 | 0 | 0 | 6 |
| Schommer | 0 | 0 | 0 | 0 | 0 | 1 | 2 | 0 |
| Team | 40 | 13 | 24 | 3 | 38/38 | 24/26 | 2 | 356 |
| Opponents | 32 | 7 | 23 | 2 | 30/30 | 39/48 | 0 | 339 |

2-Pt Conversions: Britt, Titans 1-2, Opponents 0-2

FUM/Lost: Young 6/4, K. Collins 5/3, C. Johnson 3/2, Mariani 3/2, Scaife 2/1, Amano 1/0, Amato 1/1, Britt 1/1

| RUSHING | No | Yds | Avg | Lg | TD |
|------------|-----|------|------|-----|----|
| C. Johnson | 316 | 1364 | 4.3 | 76t | 11 |
| Ringer | 51 | 239 | 4.7 | 54 | 2 |
| Young | 25 | 125 | 5.0 | 20 | 0 |
| Williams | 1 | 5 | 5.0 | 5 | 0 |
| K. Collins | 10 | 1 | 0.1 | 4 | 0 |
| Hall | 1 | 1 | 1.0 | 1 | 0 |
| Kern | 1 | 0 | 0.0 | 0 | 0 |
| Washington | 1 | -8 | -8.0 | -8 | 0 |
| Team | 406 | 1727 | 4.3 | 76t | 13 |
| Opponents | 474 | 1851 | 3.9 | 37 | 7 |

| PASSING | Att | Cmp | Pct | Yards | Yds/Att | TD | Int | Lg | Sk/Yds | Rating |
|------------|-----|-----|------|-------|---------|----|-----|-----|--------|--------|
| K. Collins | 278 | 160 | 57.6 | 1823 | 6.56 | 14 | 8 | 80t | 13/91 | 82.2 |
| Young | 156 | 93 | 59.6 | 1255 | 8.04 | 10 | 3 | 71t | 13/80 | 98.6 |
| Smith | 40 | 20 | 50.0 | 200 | 5.00 | 0 | 4 | 52 | 1/0 | 25.0 |
| Team | 474 | 273 | 57.6 | 3278 | 6.92 | 24 | 15 | 80t | 27/171 | 82.6 |
| Opponents | 625 | 410 | 65.6 | 4304 | 6.89 | 23 | 17 | 75t | 40/272 | 86.4 |

| RECEIVING | No | Yds | Avg | Lg | TD |
|------------|-----|------|------|-----|----|
| C. Johnson | 44 | 245 | 5.6 | 25 | 1 |
| Britt | 42 | 775 | 18.5 | 80t | 9 |
| Washington | 42 | 687 | 16.4 | 71t | 6 |
| Scaife | 36 | 318 | 8.8 | 30 | 4 |
| Cook | 29 | 361 | 12.4 | 36 | 1 |
| Moss LG | 28 | 393 | 14.0 | 37t | 5 |
| Moss TM | 6 | 80 | 13.3 | 26 | 0 |
| Gage | 20 | 266 | 13.3 | 30 | 1 |
| Williams | 16 | 219 | 13.7 | 39 | 0 |
| Hall | 15 | 100 | 6.7 | 19 | 0 |
| Stevens | 11 | 122 | 11.1 | 28 | 2 |
| Ringer | 7 | 44 | 6.3 | 9 | 0 |
| L. Hawkins | 5 | 61 | 12.2 | 24 | 0 |
| Team | 273 | 3278 | 12.0 | 80t | 24 |
| Opponents | 410 | 4304 | 10.5 | 75t | 23 |

| INTERCEPTIONS | No | Yds | Avg | Lg | TD |
|---------------|----|-----|------|-----|----|
| Griffin | 4 | 50 | 12.5 | 28 | 0 |
| Verner | 3 | 41 | 13.7 | 19 | 0 |
| Finnegan | 2 | 41 | 20.5 | 41t | 1 |
| McCourtly | 2 | 11 | 5.5 | 11 | 0 |
| Witherspoon | 2 | 11 | 5.5 | 9 | 0 |
| Hope | 1 | 32 | 32.0 | 32 | 0 |
| Tulloch | 1 | 18 | 18.0 | 18 | 0 |
| Fuller | 1 | 0 | 0.0 | 0 | 0 |
| Marks | 1 | -6 | -6.0 | -6 | 0 |
| Team | 17 | 198 | 11.6 | 41t | 1 |
| Opponents | 15 | 120 | 8.0 | 54t | 1 |

| PUNTING | No | Yds | Avg | Net | TB | In | Lg | B |
|-----------|----|------|------|------|----|----|----|---|
| Kern | 77 | 3302 | 42.9 | 39.1 | 4 | 24 | 68 | 0 |
| Team | 77 | 3302 | 42.9 | 39.1 | 4 | 24 | 68 | 0 |
| Opponents | 61 | 2618 | 42.9 | 34.6 | 9 | 15 | 68 | 1 |

| PUNT RETURNS | No | FC | Yds | Avg | Lg | TD |
|--------------|----|----|-----|------|-----|----|
| Mariani | 27 | 17 | 329 | 12.2 | 87t | 1 |
| Team | 27 | 17 | 329 | 12.2 | 87t | 1 |
| Opponents | 35 | 16 | 214 | 6.1 | 29 | 0 |

| KICKOFF RETURNS | No | Yds | Avg | Lg | TD |
|-----------------|----|------|------|-----|----|
| Mariani | 60 | 1530 | 25.5 | 98t | 1 |
| Hall | 2 | 21 | 10.5 | 15 | 0 |
| Cook | 1 | 3 | 3.0 | 3 | 0 |
| Gage | 1 | 2 | 2.0 | 2 | 0 |
| Team | 64 | 1556 | 24.3 | 98t | 1 |
| Opponents | 56 | 1389 | 24.8 | 97t | 1 |

| FIELD GOALS | 1-19 | 20-29 | 30-39 | 40-49 | 50+ |
|-------------|------|-------|-------|-------|-----|
| Bironas | 0/0 | 6/6 | 8/9 | 8/8 | 2/3 |
| Team | 0/0 | 6/6 | 8/9 | 8/8 | 2/3 |
| Opponents | 1/1 | 10/10 | 15/15 | 11/17 | 2/5 |

Bironas/Titans: (43G) (21G) (48G,22G) (35N,55G,46G) (52G, 40G) (26G,33G,36G)(41G,38G,33G) (21G) (40G) (25G, 32G,40G) () (37G,30G) () (30G) () (26G,42G,61N) OPP: (34G,30G,53N) (36G,34G,25G,27G) (53N,50G,44N) (36G,36G,35G,36G)(51G,44N,26G) (33G) (25G,46G,46G,28G) (34G,36G) (23G,26G,42G)(19G,51N,40G,42G,47N,48G) (35G,33G) (26G,49B,48N) (21G,28G,47G) (37G) (35G,47N,42G) (48G,44G,43G)

SACKS
Babin 12.5, Ball 7, T. Brown 3.5, Jones 3.5, Ford 3, Witherspoon 3, Hayes 1.5, McRath 1.5, Morgan 1.5, Finnegan 1, Hope 1, Tulloch 1
Titans 40, Opponents 27

TACKLES (Solo-Assists-Total)
Tulloch (121-48-169), Griffin (99-54-153), Hope (85-48-133), Verner (76-27-103), Finnegan (76-24-100), Witherspoon (65-34-99), Babin (56-37-93), Ford (38-29-67), Jones (36-25-61), McRath (45-15-60), Ball (32-27-59), Haye (30-22-52), Marks (27-23-50), Hayes (27-22-49), McCourtly (36-9-45), Brown (18-17-35), Fuller (22-10-32), Douglas (14-16-30), Shaw (7-4-11), Morgan (6-4-10), Sheppard (4-5-9), Winborn (4-4-8), Gordon (2-2-4), Mouton (3-0-3), Allred (2-1-3)
Team Totals: 931-507-1,438

USUAL STARTING LINEUP

OFFENSE
WR Nate Washington (85)
LT Michael Roos (71)
LG Leroy Harris (64)
C Eugene Amano (54)
RG Jake Scott (73)
RT David Stewart (76)
TE Craig Stevens (88)/Bo Scaife (80)
WR Justin Gage (12)/Kenny Britt (18)
FB Ahmard Hall (45)
QB Vince Young (10)/Kerry Collins (5)
RB Chris Johnson (28)

DEFENSE
LE Jason Babin (93)
LT Jason Jones (91)
RT Tony Brown (97)
RE Dave Ball (98)
LLB Gerald McRath (51)
MLB Stephen Tulloch (55)
RLB Will Witherspoon (92)
LCB Alterraun Verner (20)
RCB Cortland Finnegan (31)
SS Chris Hope (24)
FS Michael Griffin (33)

SPECIALISTS

K Rob Bironas (2)
P Brett Kern (6)
KR/PR Marc Mariani (83)

Pro Bowl

All-Pro

GM: Mike Reinfeldt; Head Coach: Jeff Fisher
Asst. Coaches: Mike Heimerdinger (off. coord.), Chuck Cecil (def. coord.), Craig Johnson (asst. head coach/RB), Dave McGinnis (asst. head coach/LB), Steve Watterson (asst. head coach/strength & conditioning), Marty Galbraith (ST asst.), Fred Graves (WR), Tim Hauck (asst. secondary), Dowell Loggains (QB/passing game), Alan Lowry (ST), Mike Munchak (OL), Marcus Robertson (secondary), Rayna Stewart (def. asst./qual ctl.), Jim Washburn (DL), Richie Weissman (qual. control/off.), John Zernelt (TE)

AMERICAN FOOTBALL CONFERENCE STANDINGS

| AFC EAST | W | L | T | Pct |
|-----------------|----|----|---|------|
| New England | 14 | 2 | 0 | .875 |
| * New York Jets | 11 | 5 | 0 | .688 |
| Miami | 7 | 9 | 0 | .438 |
| Buffalo | 4 | 12 | 0 | .250 |
| AFC NORTH | W | L | T | Pct |
| Pittsburgh | 12 | 4 | 0 | .750 |
| * Baltimore | 12 | 4 | 0 | .750 |
| Cleveland | 5 | 11 | 0 | .313 |
| Cincinnati | 4 | 12 | 0 | .250 |
| AFC SOUTH | W | L | T | Pct |
| Indianapolis | 10 | 6 | 0 | .625 |
| Jacksonville | 8 | 8 | 0 | .500 |
| Houston | 6 | 10 | 0 | .375 |
| Tennessee | 6 | 10 | 0 | .375 |
| AFC WEST | W | L | T | Pct |
| Kansas City | 10 | 6 | 0 | .625 |
| San Diego | 9 | 7 | 0 | .563 |
| Oakland | 8 | 8 | 0 | .500 |
| Denver | 4 | 12 | 0 | .250 |

NATIONAL FOOTBALL CONFERENCE STANDINGS

| NFC EAST | W | L | T | Pct |
|-----------------|----|----|---|------|
| Philadelphia | 10 | 6 | 0 | .625 |
| New York Giants | 10 | 6 | 0 | .625 |
| Dallas | 6 | 10 | 0 | .375 |
| Washington | 6 | 10 | 0 | .375 |
| NFC NORTH | W | L | T | Pct |
| Chicago | 11 | 5 | 0 | .688 |
| * Green Bay | 10 | 6 | 0 | .625 |
| Detroit | 6 | 10 | 0 | .375 |
| Minnesota | 6 | 10 | 0 | .375 |
| NFC SOUTH | W | L | T | Pct |
| Atlanta | 13 | 3 | 0 | .813 |
| * New Orleans | 11 | 5 | 0 | .688 |
| Tampa Bay | 10 | 6 | 0 | .625 |
| Carolina | 2 | 14 | 0 | .125 |
| NFC WEST | W | L | T | Pct |
| Seattle | 7 | 9 | 0 | .438 |
| St. Louis | 7 | 9 | 0 | .438 |
| San Francisco | 6 | 10 | 0 | .375 |
| Arizona | 5 | 11 | 0 | .313 |

* Wild Card for Playoffs

2009 SEASON (8-8 REGULAR SEASON, 0-0 PLAYOFFS) • 3RD PLACE AFC SOUTH

| DATE | OPPONENT | SCORE | W/L | ATT |
|------------|------------------|--------|-----|--------|
| Sep. 10 | at Pittsburgh | 10-13* | L | 65,110 |
| Sep. 20 | HOUSTON | 31-34 | L | 69,143 |
| Sep. 27 | at NY Jets | 17-24 | L | 75,863 |
| Oct. 4 | at Jacksonville | 17-37 | L | 49,014 |
| Oct. 11 | INDIANAPOLIS | 9-31 | L | 69,143 |
| Oct. 18 | at New England | 0-59 | L | 68,756 |
| Oct. 25 | BYE | | | |
| Nov. 1 | JACKSONVILLE | 30-13 | W | 69,143 |
| Nov. 8 | at San Francisco | 34-27 | W | 69,732 |
| Nov. 15 | BUFFALO | 41-17 | W | 69,143 |
| Nov. 23 | at Houston | 20-17 | W | 71,153 |
| Nov. 29 | ARIZONA | 20-17 | W | 69,143 |
| Dec. 6 | at Indianapolis | 17-27 | L | 66,321 |
| Dec. 13 | ST. LOUIS | 47-7 | W | 69,143 |
| Dec. 20 | MIAMI | 27-24* | W | 69,143 |
| Dec. 25 | SAN DIEGO | 17-42 | L | 69,143 |
| Jan. 3 | at Seattle | 17-13 | W | 67,002 |
| * Overtime | | | | |

| | TITANS | OPP |
|--------------------|---------|---------|
| Total First Downs | 288 | 323 |
| Rushing | 115 | 89 |
| Passing | 154 | 210 |
| Penalty | 19 | 24 |
| 3rd Down: Made/Att | 89/214 | 89/218 |
| 3rd Down Pct. | 41.6 | 40.8 |
| 4th Down: Made/Att | 12/22 | 12/17 |
| 4th Down Pct. | 54.5 | 70.6 |
| Possession Avg. | 28:27 | 31:33 |
| Total Net Yards | 5623 | 5850 |
| Avg. Per Game | 351.4 | 365.6 |
| Total Plays | 990 | 1038 |
| Avg. Per Play | 5.7 | 5.6 |
| Net Yards Rushing | 2592 | 1711 |
| Avg. Per Game | 162.0 | 106.9 |
| Total Rushes | 499 | 402 |
| Net Yards Passing | 3031 | 4139 |
| Avg. Per Game | 189.4 | 258.7 |
| Sacked/Yards Lost | 15/73 | 32/224 |
| Gross Yards | 3104 | 4363 |
| Att./Completions | 476/271 | 604/404 |
| Completion Pct. | 56.9 | 66.9 |
| Had Intercepted | 15 | 20 |
| Punts/Average | 69/43.4 | 76/44.3 |
| Net Punting Avg. | 69/38.7 | 76/39.5 |
| Penalties/Yards | 98/821 | 94/724 |
| Fumbles/Ball Lost | 27/16 | 20/7 |
| Touchdowns | 39 | 48 |
| Rushing | 19 | 16 |
| Passing | 16 | 31 |
| Returns | 4 | 1 |

| BY PERIODS | 1 | 2 | 3 | 4 | OT | PTS |
|------------|----|-----|----|-----|----|-----|
| Titans | 77 | 103 | 67 | 104 | 3 | 354 |
| Opponents | 82 | 169 | 77 | 71 | 3 | 402 |

| SCORING | TD | RU | PA | RT | PAT | FG | S | TP |
|------------|----|----|----|----|-------|-------|---|-----|
| Bironas | 0 | 0 | 0 | 0 | 37/37 | 27/32 | 0 | 118 |
| Johnson | 16 | 14 | 2 | 0 | 0 | 0 | 0 | 98 |
| Washington | 6 | 0 | 6 | 0 | 0 | 0 | 0 | 36 |
| Britt | 3 | 0 | 3 | 0 | 0 | 0 | 0 | 18 |
| Gage | 3 | 0 | 3 | 0 | 0 | 0 | 0 | 18 |
| Fuller | 2 | 0 | 0 | 2 | 0 | 0 | 0 | 12 |
| White | 2 | 2 | 0 | 0 | 0 | 0 | 0 | 12 |
| Young | 2 | 2 | 0 | 0 | 0 | 0 | 0 | 12 |
| Collins | 1 | 1 | 0 | 0 | 0 | 0 | 0 | 6 |
| Crumpler | 1 | 0 | 1 | 0 | 0 | 0 | 0 | 6 |
| Finnegan | 1 | 0 | 0 | 1 | 0 | 0 | 0 | 6 |
| Hood | 1 | 0 | 0 | 1 | 0 | 0 | 0 | 6 |
| Scaife | 1 | 0 | 1 | 0 | 0 | 0 | 0 | 6 |
| Titans | 39 | 19 | 16 | 4 | 37/37 | 27/32 | 0 | 354 |
| Opp. | 48 | 16 | 31 | 1 | 46/47 | 22/27 | 0 | 402 |

2-Pt Conversions: Johnson, Titans 1-2, Opponents 1-1

FUM/Lost: Young 8/2, Mouton 4/2, Collins 3/2, Johnson 3/3, Hall 2/2, Britt 1/1, Crumpler 1/1, Finnegan 1/0, Pearman 1/1, Scaife 1/1, Washington 1/0, White 1/1

| RUSHING | No | Yds | Avg | Lg | TD |
|------------|-----|------|-----|-----|----|
| Johnson | 358 | 2006 | 5.6 | 91t | 14 |
| Young | 55 | 281 | 5.1 | 44 | 2 |
| White | 64 | 222 | 3.5 | 11 | 2 |
| Ringer | 8 | 48 | 6.0 | 32 | 0 |
| Collins | 11 | 15 | 1.4 | 10t | 1 |
| Washington | 2 | 15 | 7.5 | 14 | 0 |
| Hall | 1 | 5 | 5.0 | 5 | 0 |
| Team | 499 | 2592 | 5.2 | 91t | 19 |
| Opponents | 402 | 1711 | 4.3 | 80t | 16 |

| PASSING | Att | Cmp | Pct | Yards | Yds/Att | TD | Int | Lg | Sk/Yds | Rating |
|-----------|-----|-----|------|-------|---------|----|-----|-----|--------|--------|
| Young | 259 | 152 | 58.7 | 1879 | 7.25 | 10 | 7 | 66t | 9/36 | 82.8 |
| Collins | 216 | 119 | 55.1 | 1225 | 5.67 | 6 | 8 | 69t | 6/37 | 65.5 |
| Johnson | 1 | 0 | 0.0 | 0 | 0.00 | 0 | 0 | --- | 0/0 | 39.6 |
| Team | 476 | 271 | 56.9 | 3104 | 6.52 | 16 | 15 | 69t | 15/73 | 74.8 |
| Opponents | 604 | 404 | 66.9 | 4363 | 7.22 | 31 | 20 | 72t | 32/224 | 91.2 |

| RECEIVING | No | Yds | Avg | Lg | TD |
|------------|-----|------|------|-----|----|
| Johnson | 50 | 503 | 10.1 | 69t | 2 |
| Washington | 47 | 569 | 12.1 | 35 | 6 |
| Scaife | 45 | 440 | 9.8 | 27 | 1 |
| Britt | 42 | 701 | 16.7 | 57 | 3 |
| Gage | 28 | 383 | 13.7 | 49 | 3 |
| Crumpler | 27 | 222 | 8.2 | 27 | 1 |
| Hall | 12 | 79 | 6.6 | 15 | 0 |
| Cook | 9 | 74 | 8.2 | 17 | 0 |
| Hawkins | 7 | 110 | 15.7 | 32 | 0 |
| White | 3 | 14 | 4.7 | 7 | 0 |
| M. Jones | 1 | 9 | 9.0 | 9 | 0 |
| Team | 271 | 3104 | 11.5 | 69t | 16 |
| Opponents | 404 | 4363 | 10.8 | 72t | 31 |

| INTERCEPTIONS | No | Yds | Avg | Lg | TD |
|---------------|----|-----|------|-----|----|
| Finnegan | 5 | 194 | 38.8 | 80 | 1 |
| Hood | 3 | 91 | 30.3 | 43 | 1 |
| Fuller | 3 | 71 | 23.7 | 45t | 2 |
| Bulluck | 3 | 45 | 15.0 | 23 | 0 |
| Hope | 3 | 24 | 8.0 | 24 | 0 |
| Harper | 1 | 4 | 4.0 | 4 | 0 |
| Griffin | 1 | 3 | 3.0 | 3 | 0 |
| McRath | 1 | 1 | 1.0 | 1 | 0 |
| Team | 20 | 433 | 21.7 | 80 | 4 |
| Opponents | 15 | 121 | 8.1 | 26 | 0 |

| PUNTING | No | Yds | Avg | Net | TB | In | Lg | B |
|-----------|----|------|------|------|----|----|----|---|
| Kern LG | 64 | 2910 | 45.5 | 38.5 | 10 | 27 | 67 | 0 |
| Kern TM | 37 | 1665 | 45.0 | 41.4 | 4 | 18 | 67 | 0 |
| Hodges TM | 22 | 868 | 39.5 | 31.8 | 2 | 1 | 50 | 0 |
| Hentrich | 9 | 422 | 46.9 | 44.1 | 0 | 3 | 60 | 0 |
| Bironas | 1 | 40 | 40.0 | 40.0 | 0 | 0 | 40 | 0 |
| Team | 69 | 2995 | 43.4 | 38.7 | 6 | 22 | 67 | 0 |
| Opponents | 76 | 3364 | 44.3 | 39.5 | 7 | 32 | 64 | 0 |

| PUNT RETURNS | No | FC | Yds | Avg | Lg | TD |
|--------------|----|----|-----|------|----|----|
| Pearman | 11 | 8 | 112 | 10.2 | 18 | 0 |
| Kaesviharn | 9 | 8 | 34 | 3.8 | 10 | 0 |
| Mouton | 6 | 3 | 37 | 6.2 | 15 | 0 |
| Finnegan | 4 | 1 | 14 | 3.5 | 11 | 0 |
| M. Jones | 3 | 2 | 23 | 7.7 | 15 | 0 |
| Team | 33 | 22 | 220 | 6.7 | 18 | 0 |
| Opponents | 29 | 17 | 208 | 7.2 | 37 | 0 |

| KICKOFF RETURNS | No | Yds | Avg | Lg | TD |
|-----------------|----|------|------|-----|----|
| Britt | 24 | 523 | 21.8 | 56 | 0 |
| M. Jones | 13 | 264 | 20.3 | 27 | 0 |
| Ringer | 9 | 181 | 20.1 | 25 | 0 |
| Pearman | 8 | 174 | 21.8 | 27 | 0 |
| Griffin | 6 | 143 | 23.8 | 31 | 0 |
| Crumpler | 3 | 20 | 6.7 | 15 | 0 |
| McCourty | 3 | 72 | 24.0 | 27 | 0 |
| Hall | 1 | 12 | 12.0 | 12 | 0 |
| Mouton | 1 | 14 | 14.0 | 14 | 0 |
| Stevens | 1 | 14 | 14.0 | 14 | 0 |
| Team | 69 | 1417 | 20.5 | 56 | 0 |
| Opponents | 71 | 1714 | 24.1 | 99t | 1 |

| FIELD GOALS | 1-19 | 20-29 | 30-39 | 40-49 | 50+ |
|-------------|------|-------|-------|-------|-----|
| Bironas | 0/0 | 8/8 | 4/6 | 10/12 | 5/6 |
| Team | 0/0 | 8/8 | 4/6 | 10/12 | 5/6 |
| Opponents | 0/0 | 9/9 | 8/9 | 4/6 | 1/3 |

Bironas/Titans: (37N,31B,45G) (40G) (38G) (29G) (49G,43G,46G) () (48G,25G,45G) (21G,28G) (38G,60N,51G) (50G,49N,53G) (52G,24G) (20G) (27G,34G,36G,50G) (24G,46G) (46G) (47N,47G)
Opponents: (32G,33G) (38G,23G) (30G) (22G,50G,55N,33G) (23G) (39N,33G) () (40G,25G) (25G) (49N,26G,49N) (41G) (43G,52N,36G) () (23G,28G,45G) () (35G,20G)

SACKS
Ford 5.5, T. Brown 5, Hayes 4, J. Jones 4, Vanden Bosch 3, Hope 2, Tulloch 2, Fuller 1, Griffin 1, Kearse 1, Marks 1, Thornton 1, (group) 1, Hays 0.5
Titans 32, Opponents 15

TACKLES (Solo-Assists-Total)
Tulloch (95-37-132), Bulluck (83-35-118), Griffin (62-46-108), Hope (70-25-95), Vanden Bosch (41-45-86), W. Hayes (51-31-82), Harper (69-8-77), Finnegan (57-19-76), Brown (36-25-61), Thornton (46-14-60), J. Hays (29-26-55), Vickerson (24-25-49), Ball (19-19-38), Ford (22-16-38), McRath (25-13-38), Fuller (25-8-33), McCourty (20-10-30), Marks (9-14-23), J. Jones (15-6-21), Hood (14-4-18), Mouton (9-8-17), Allred (6-9-15), Kaesviharn (10-3-13), Kearse (5-6-11), C. Williams (5-2-7), Amato (0-0-0), Keglir (0-0-0), Nickey (0-0-0)
Team Totals: 847-454-1,301

| USUAL STARTING LINEUP | |
|-----------------------|-----------------------------------|
| OFFENSE | |
| WR | Nate Washington (85) |
| LT | Michael Roos (71) |
| LG | Eugene Amano (54) |
| C | Kevin Mawae (68) |
| RG | Jake Scott (73) |
| RT | David Stewart (76) |
| TE | Bo Scaife (80)/Alge Crumpler (83) |
| WR | Justin Gage (12) |
| FB | Ahmad Hall (45) |
| QB | Vince Young (10) |
| RB | Chris Johnson (28) |

| | |
|---------|------------------------|
| DEFENSE | |
| LE | William Hayes (95) |
| LT | Jovan Haye (75) |
| RT | Tony Brown (97) |
| RE | Kyle Vanden Bosch (93) |
| LLB | David Thornton (50) |
| MLB | Stephen Tulloch (55) |
| RLB | Keith Bulluck (53) |
| LCB | Nick Harper (20) |
| RCB | Cortland Finnegan (31) |
| SS | Chris Hope (24) |
| FS | Michael Griffin (33) |

| | |
|-------------|-----------------|
| SPECIALISTS | |
| K | Rob Bironas (2) |
| P | Brett Kern (6) |

Pro Bowl
All-Pro
GM: Mike Reinfeldt; Head Coach: Jeff Fisher
Asst. Coaches: Mike Heimerdinger (off. coord.), Chuck Cecil (def. coord.), Dave McGinnis (asst. head coach/LB), Steve Watterson (asst. head coach/strength & conditioning), Earnest Byner (RB), Marty Galbraith (ST asst.), Fred Graves (WR), Tim Hauck (asst. secondary), Craig Johnson (QB), Dowell Loggains (off. qual. ctl.), Alan Lowry (ST), Mike Munchak (OL), Marcus Robertson (secondary), Rayna Stewart (def. asst./qual.ctl.), Jim Washburn (DL), Richie Wessman (off. asst.), John Zernhelt (TE)

| AMERICAN FOOTBALL CONFERENCE STANDINGS | | | | |
|--|----|----|---|------|
| AFC EAST | W | L | T | Pct |
| New England | 10 | 6 | 0 | .625 |
| * N.Y. Jets | 9 | 7 | 0 | .563 |
| Miami | 7 | 9 | 0 | .438 |
| Buffalo | 6 | 10 | 0 | .375 |
| AFC NORTH | W | L | T | Pct |
| Cincinnati | 10 | 6 | 0 | .625 |
| * Baltimore | 9 | 7 | 0 | .563 |
| Pittsburgh | 9 | 7 | 0 | .563 |
| Cleveland | 5 | 11 | 0 | .313 |
| AFC SOUTH | W | L | T | Pct |
| Indianapolis | 14 | 2 | 0 | .875 |
| Houston | 9 | 7 | 0 | .563 |
| Tennessee | 8 | 8 | 0 | .500 |
| Jacksonville | 7 | 9 | 0 | .438 |
| AFC WEST | W | L | T | Pct |
| San Diego | 13 | 3 | 0 | .813 |
| Denver | 8 | 8 | 0 | .500 |
| Oakland | 5 | 11 | 0 | .313 |
| Kansas City | 4 | 12 | 0 | .250 |

| NATIONAL FOOTBALL CONFERENCE STANDINGS | | | | |
|--|----|----|---|------|
| NFC EAST | W | L | T | Pct |
| Dallas | 11 | 5 | 0 | .688 |
| * Philadelphia | 11 | 5 | 0 | .688 |
| N.Y. Giants | 8 | 8 | 0 | .500 |
| Washington | 4 | 12 | 0 | .250 |
| NFC NORTH | W | L | T | Pct |
| Minnesota | 12 | 4 | 0 | .813 |
| * Green Bay | 11 | 5 | 0 | .688 |
| Chicago | 7 | 9 | 0 | .438 |
| Detroit | 2 | 14 | 0 | .125 |
| NFC SOUTH | W | L | T | Pct |
| New Orleans | 13 | 3 | 0 | .813 |
| Atlanta | 9 | 7 | 0 | .563 |
| Carolina | 8 | 8 | 0 | .500 |
| Tampa Bay | 3 | 13 | 0 | .188 |
| NFC WEST | W | L | T | Pct |
| Arizona | 10 | 6 | 0 | .625 |
| San Francisco | 8 | 8 | 0 | .500 |
| Seattle | 5 | 11 | 0 | .313 |
| St. Louis | 1 | 15 | 0 | .063 |

* Wild Card for Playoffs

2008 SEASON (13-3 REGULAR SEASON, 0-1 PLAYOFFS) • 1ST PLACE AFC SOUTH

| DATE | OPPONENT | SCORE | W/L | ATT |
|---------|-----------------|--------|-----|--------|
| Sep. 7 | JACKSONVILLE | 17-10 | W | 69,143 |
| Sep. 14 | at Cincinnati | 24-7 | W | 65,540 |
| Sep. 21 | HOUSTON | 31-12 | W | 69,143 |
| Sep. 28 | MINNESOTA | 30-17 | W | 69,143 |
| Oct. 5 | at Baltimore | 13-10 | W | 71,131 |
| Oct. 12 | BYE | | | |
| Oct. 19 | at Kansas City | 34-10 | W | 74,200 |
| Oct. 27 | INDIANAPOLIS | 31-21 | W | 69,143 |
| Nov. 2 | GREEN BAY | 19-16* | W | 69,143 |
| Nov. 9 | at Chicago | 21-14 | W | 62,124 |
| Nov. 16 | at Jacksonville | 24-14 | W | 65,258 |
| Nov. 23 | NY JETS | 13-34 | L | 69,143 |
| Nov. 27 | at Detroit | 47-10 | W | 60,112 |
| Dec. 7 | CLEVELAND | 28-9 | W | 69,143 |
| Dec. 14 | at Houston | 12-13 | L | 70,831 |
| Dec. 21 | PITTSBURGH | 31-14 | W | 69,143 |
| Dec. 28 | at Indianapolis | 0-23 | L | 66,721 |
| Jan. 10 | BALTIMORE | 10-13 | L | 69,143 |

* Overtime

| | TITANS | OPP |
|--------------------|---------|---------|
| Total First Downs | 268 | 276 |
| Rushing | 108 | 81 |
| Passing | 143 | 166 |
| Penalty | 17 | 29 |
| 3rd Down: Made/Att | 78/216 | 79/226 |
| 3rd Down Pct. | 36.1 | 35.0 |
| 4th Down: Made/Att | 5/11 | 8/18 |
| 4th Down Pct. | 45.5 | 44.4 |
| Possession Avg. | 29:09 | 30:51 |
| Total Net Yards | 5018 | 4698 |
| Avg. Per Game | 313.6 | 293.6 |
| Total Plays | 973 | 1022 |
| Avg. Per Play | 5.2 | 4.6 |
| Net Yards Rushing | 2199 | 1502 |
| Avg. Per Game | 137.4 | 93.9 |
| Total Rushes | 508 | 403 |
| Avg. Per Play | 4.3 | 3.7 |
| Net Yards Passing | 2819 | 3196 |
| Avg. Per Game | 176.2 | 199.8 |
| Sacked/Yards Lost | 12/83 | 44/262 |
| Gross Yards | 2902 | 3458 |
| Att./Comp. | 453/265 | 575/342 |
| Completion Pct. | 58.5 | 59.5 |
| Had Intercepted | 9 | 20 |
| Punts/Average | 87/42.8 | 87/42.3 |
| Net Punting Avg. | 36.5 | 36.2 |
| Penalties/Yards | 108/855 | 93/750 |
| Fumbles/Ball Lost | 18/8 | 28/11 |
| Touchdowns | 41 | 25 |
| Rushing | 24 | 12 |
| Passing | 13 | 12 |
| Returns | 4 | 1 |

| BY PERIODS | 1 | 2 | 3 | 4 | OT | PTS |
|------------|----|-----|----|-----|----|-----|
| Titans | 63 | 119 | 67 | 123 | 3 | 375 |
| Opponents | 49 | 87 | 34 | 64 | 0 | 234 |

| SCORING | TD | RU | PA | RT | PAT | FG | S | TP |
|-----------|----|----|----|----|-------|-------|---|-----|
| Bironas | 0 | 0 | 0 | 0 | 40/40 | 29/33 | 0 | 127 |
| White | 15 | 15 | 0 | 0 | 0/0 | 0/0 | 0 | 90 |
| Johnson | 10 | 9 | 1 | 0 | 0/0 | 0/0 | 0 | 60 |
| Gage | 6 | 0 | 6 | 0 | 0/0 | 0/0 | 0 | 36 |
| Hall | 2 | 0 | 2 | 0 | 0/0 | 0/0 | 0 | 14 |
| Scaife | 2 | 0 | 2 | 0 | 0/0 | 0/0 | 0 | 12 |
| Griffin | 1 | 0 | 2 | 1 | 0/0 | 0/0 | 0 | 6 |
| Ball | 1 | 0 | 0 | 1 | 0/0 | 0/0 | 0 | 6 |
| Jones | 1 | 0 | 1 | 0 | 0/0 | 0/0 | 0 | 6 |
| Finnegan | 1 | 0 | 0 | 1 | 0/0 | 0/0 | 0 | 6 |
| Bulluck | 1 | 0 | 0 | 1 | 0/0 | 0/0 | 0 | 6 |
| Crumpler | 1 | 0 | 1 | 0 | 0/0 | 0/0 | 0 | 6 |
| Titans | 41 | 24 | 13 | 4 | 40/40 | 29/33 | 0 | 375 |
| Opponents | 25 | 12 | 12 | 1 | 24/24 | 20/30 | 0 | 234 |

2-point conversions: Hall, Titans 1-1, Opponents 0-1

FUM/Lost: Collins 5/1, Carr 2/0, McCareins 2/2, Young 2/0, Crumpler 1/0, Hall 1/1, Hentrich 1/1, C. Johnson 1/1, Mawae 1/1, Scaife 1/0, White 1/1

| RUSHING | No | Yds | Avg | Lg | TD |
|-----------|-----|------|------|-----|----|
| Johnson | 251 | 1228 | 4.9 | 66t | 9 |
| White | 200 | 773 | 3.9 | 80t | 15 |
| Ganther | 9 | 61 | 6.8 | 22 | 0 |
| Collins | 25 | 49 | 2.0 | 17 | 0 |
| Jones | 2 | 35 | 17.5 | 28 | 0 |
| Young | 8 | 27 | 3.4 | 8 | 0 |
| Hall | 8 | 21 | 2.6 | 6 | 0 |
| McCareins | 2 | 8 | 4.0 | 4 | 0 |

| PASSING | Att | Cmp | Pct | Yards | Yds/Att | TD | Int | Lg | Sk/Yds | Rating |
|-----------|-----|-----|------|-------|---------|----|-----|-----|--------|--------|
| K.Collins | 415 | 242 | 58.3 | 2676 | 6.4 | 12 | 7 | 56t | 8/60 | 80.2 |
| V.Young | 36 | 22 | 61.1 | 219 | 6.1 | 1 | 2 | 54 | 3/13 | 64.5 |
| C.Simms | 2 | 1 | 50.0 | 7 | 3.5 | 0 | 0 | 7 | 1/10 | 78.8 |
| Titans | 453 | 265 | 58.5 | 2902 | 6.4 | 13 | 9 | 56t | 12/83 | 78.8 |
| Opponents | 575 | 342 | 59.5 | 3458 | 6.0 | 12 | 20 | 65 | 44/262 | 69.2 |

| | | | | | |
|-----------|-----|------|------|-----|----|
| Henry | 1 | 3 | 3.0 | 3 | 0 |
| Hentrich | 2 | -6 | -3.0 | 0 | 0 |
| Titans | 508 | 2199 | 4.3 | 80t | 24 |
| Opponents | 403 | 1502 | 3.7 | 61t | 12 |
| RECEIVING | No | Yds | Avg | Lg | TD |
| Scaife | 58 | 561 | 9.7 | 44 | 2 |
| Johnson | 43 | 260 | 6.0 | 25 | 1 |
| Jones | 41 | 449 | 11.0 | 40 | 1 |
| Gage | 34 | 651 | 19.1 | 56t | 6 |
| McCareins | 30 | 412 | 13.7 | 37 | 0 |
| Crumpler | 24 | 257 | 10.7 | 28 | 1 |
| Hall | 13 | 138 | 10.6 | 54 | 2 |
| Hawkins | 7 | 68 | 9.7 | 19 | 0 |
| Ganther | 6 | 43 | 7.2 | 15 | 0 |
| White | 5 | 16 | 3.2 | 7 | 0 |
| Davis | 2 | 31 | 15.5 | 21 | 0 |
| Stevens | 1 | 9 | 9.0 | 9 | 0 |
| Williams | 1 | 7 | 7.0 | 7 | 0 |
| Titans | 265 | 2902 | 11.0 | 56t | 13 |
| Opponents | 342 | 3458 | 10.1 | 65 | 12 |

| INTERCEPTIONS | No | Yds | Avg | Lg | TD |
|---------------|----|-----|------|------|----|
| Griffin | 7 | 172 | 24.6 | 83t | 1 |
| Finnegan | 5 | 100 | 20.0 | 99t | 1 |
| Hope | 4 | 53 | 13.3 | 39 | 0 |
| Harper | 2 | 11 | 5.5 | 15.0 | 0 |
| Ball | 1 | 15 | 15.0 | 15t | 1 |
| Carr | 1 | 0 | 0.0 | 0 | 0 |
| Titans | 20 | 351 | 17.6 | 99t | 3 |
| Opponents | 9 | 88 | 9.8 | 33 | 0 |

| PUNTING | No | Yds | Avg | Net | TB | In | Lg | B |
|-----------|----|------|------|------|----|----|----|---|
| Hentrich | 87 | 3725 | 42.8 | 36.5 | 13 | 27 | 75 | 0 |
| Titans | 87 | 3725 | 42.8 | 36.5 | 13 | 27 | 75 | 0 |
| Opponents | 87 | 3676 | 42.3 | 36.2 | 10 | 28 | 66 | 1 |

| | | | | | | |
|--------------|----|----|-----|------|----|----|
| PUNT RETURNS | No | FC | Yds | Avg | Lg | TD |
| Carr | 32 | 20 | 323 | 10.1 | 44 | 0 |
| Davis | 2 | 1 | 6 | 3.0 | 9 | 0 |
| Titans | 34 | 21 | 329 | 9.7 | 44 | 0 |
| Opponents | 32 | 20 | 290 | 9.1 | 34 | 0 |

| | | | | | |
|-----------------|----|------|------|----|----|
| KICKOFF RETURNS | No | Yds | Avg | Lg | TD |
| Carr | 35 | 984 | 28.1 | 52 | 0 |
| Hawkins | 7 | 130 | 18.6 | 23 | 0 |
| Davis | 4 | 119 | 29.8 | 33 | 0 |
| Griffin | 2 | 32 | 16.0 | 28 | 0 |
| Hall | 2 | 21 | 10.5 | 13 | 0 |
| Johnson | 1 | 17 | 17.0 | 17 | 0 |
| Stevens | 1 | 16 | 16.0 | 16 | 0 |
| Titans | 52 | 1319 | 25.4 | 52 | 0 |
| Opponents | 61 | 1524 | 25.0 | 59 | 0 |

| | | | | | |
|-------------|------|-------|-------|-------|-----|
| FIELD GOALS | 1-19 | 20-29 | 30-39 | 40-49 | 50+ |
| Bironas | 0-0 | 6-6 | 7-7 | 15-19 | 1-1 |
| Titans | 0-0 | 6-6 | 7-7 | 15-19 | 1-1 |
| Opponents | 0-0 | 9-10 | 6-10 | 4-8 | 1-2 |

Bironas/Titans: (47G) (34G) (44G) (20G, 32G, 49G) (35G, 26G) (49G, 46G) (34G, 44G, 43N, 48G) (31G, 25G, 22G, 47N, 41G) (49N) (32G) (43G, 49G) (49G, 41G, 45G, 43G) () (26G, 23G, 51G, 34G,) (42G) (48N)
Opponents: (37N,27G) (37N) (44G, 24G) (42G, 48N) (20G, 45N) (39N, 50N, 26G) () (23G, 25G, 38G) (48B) () (38G, 30G) (53G) (47G, 41G, 44N, 39G) (32G, 26N, 24G) (33N) (28G, 21G, 38G)

SACKS
Haynesworth 8.5, Ford 7, J. Jones 5, Ball 4.5, Vanden Bosch 4.5, Brown 4, Kears 3.5, Vickerson 1.5, Finnegan 1, Griffin 1, Hayes 1, Hope 1, Tulloch 1, Bulluck 0.5
Titans 44, Opponents 12

TACKLES (Solo-Assists-Total)
Bulluck (83-37-120), Tulloch (62-36-98), Hope (71-22-93), Thornton (63-30-93), Griffin (49-32-81), Harper (70-10-80), Finnegan (61-18-79), Haynesworth (45-30-75), Brown (41-32-73), Ball (22-29-51), Jones (28-21-49), Kears (35-13-48), Vanden Bosch (16-30-46), Ford (27-18-45), Fuller (35-8-43), Carr (24-9-33), Fowler (14-13-27), Vickerson (10-13-23), Hayes (13-8-21), King (9-1-10), Allred (7-1-8), Nickey (3-3-6), Kegl (3-2-5), Stamer (1-1-2), Amato (0-0-0), Gordon (0-0-0), Hill (0-0-0), Williams (0-0-0)
Team Totals: 792-417-1209

USUAL STARTING LINEUP

OFFENSE
WR Justin McCareins (19)

LT Michael Roos (71)
LG Eugene Amano (54)
C Kevin Mawae (68)
RG Jake Scott (73)
RT David Stewart (76)
TE Alge Crumpler (83)
WR Justin Gage (12)
FB Ahmad Hall (45)
QB Kerry Collins (5)
RB Chris Johnson (28)

DEFENSE
LE Jevon Kearse (90)
LT Tony Brown (97)
RT Albert Haynesworth (92)
RE Kyle Vanden Bosch (93)
LLB David Thornton (50)
MLB Stephen Tulloch (55)
RLB Keith Bulluck (53)
LCB Nick Harper (20)
RCB Cortland Finnegan (31)
SS Chris Hope (24)
FS Michael Griffin (33)

SPECIALISTS
K Rob Bironas (2)
P Craig Hentrich (15)

Pro Bowl

All-Pro

GM: Mike Reinfeldt; Head Coach: Jeff Fisher
Asst. Coaches: Mike Heimerdinger (off. coord.), Jim Schwartz (def. coord.), Dave McGinnis (asst. head coach/LB), Bart Andrus (off. asst.), Matt Burke (def. asst./qual. ctl.), Earnest Byner (RB), Chuck Cecil (DB), Marty Galbraith (ST asst.), Fred Graves (WR), Craig Johnson (QB), Dowell Loggains (off. qual. ctl.), Alan Lowry (ST), Mike Munchak (OL), Marcus Robertson (asst. secondary), Jim Washburn (DL), Steve Watterson (asst. head coach/strength & conditioning), John Zernhelt (TE)

| AMERICAN FOOTBALL CONFERENCE STANDINGS | | | | |
|--|----|----|---|------|
| AFC EAST | W | L | T | Pct |
| Miami | 11 | 5 | 0 | .688 |
| New England | 11 | 5 | 0 | .688 |
| N.Y. Jets | 9 | 7 | 0 | .563 |
| Buffalo | 7 | 9 | 0 | .438 |
| AFC NORTH | W | L | T | Pct |
| Pittsburgh | 12 | 4 | 0 | .750 |
| * Baltimore | 11 | 5 | 0 | .688 |
| Cincinnati | 4 | 11 | 0 | .281 |
| Cleveland | 4 | 12 | 0 | .250 |
| AFC SOUTH | W | L | T | Pct |
| Tennessee | 13 | 3 | 0 | .813 |
| * Indianapolis | 12 | 4 | 0 | .750 |
| Houston | 8 | 8 | 0 | .500 |
| Jacksonville | 5 | 11 | 0 | .313 |
| AFC WEST | W | L | T | Pct |
| San Diego | 8 | 8 | 0 | .500 |
| Denver | 8 | 8 | 0 | .500 |
| Oakland | 5 | 11 | 0 | .313 |
| Kansas City | 2 | 14 | 0 | .125 |

| NATIONAL FOOTBALL CONFERENCE STANDINGS | | | | |
|--|----|----|---|------|
| NFC EAST | W | L | T | Pct |
| N.Y. Giants | 12 | 4 | 0 | .750 |
| * Philadelphia | 9 | 6 | 1 | .594 |
| Dallas | 9 | 7 | 0 | .563 |
| Washington | 8 | 8 | 0 | .500 |
| NFC NORTH | W | L | T | Pct |
| Minnesota | 10 | 6 | 0 | .625 |
| Chicago | 9 | 7 | 0 | .563 |
| Green Bay | 6 | 10 | 0 | .375 |
| Detroit | 0 | 16 | 0 | .000 |
| NFC SOUTH | W | L | T | Pct |
| Carolina | 12 | 4 | 0 | .750 |
| * Atlanta | 11 | 5 | 0 | .688 |
| Tampa Bay | 9 | 7 | 0 | .563 |
| New Orleans | 8 | 8 | 0 | .500 |
| NFC WEST | W | L | T | Pct |
| Arizona | 9 | 7 | 0 | .563 |
| San Francisco | 7 | 9 | 0 | .438 |
| Seattle | 4 | 12 | 0 | .250 |
| St. Louis | 2 | 14 | 0 | .125 |

* Wild Card for Playoffs

2007 SEASON (10-6 REGULAR SEASON, 0-1 PLAYOFFS) • 3RD PLACE AFC SOUTH

| DATE | OPPONENT | SCORE | W/L | ATT |
|---------|-----------------|--------|-----|--------|
| Sep. 9 | at Jacksonville | 13-10 | W | 65,437 |
| Sep. 16 | INDIANAPOLIS | 20-22 | L | 69,143 |
| Sep. 24 | at New Orleans | 31-14 | W | 70,002 |
| Sep. 30 | BYE | | | |
| Oct. 7 | ATLANTA | 20-13 | W | 69,143 |
| Oct. 14 | at Tampa Bay | 10-13 | L | 65,347 |
| Oct. 21 | at Houston | 38-36 | W | 70,734 |
| Oct. 28 | OAKLAND | 13-9 | W | 69,143 |
| Nov. 4 | CAROLINA | 20-7 | W | 69,143 |
| Nov. 11 | JACKSONVILLE | 13-28 | L | 69,143 |
| Nov. 19 | at Denver | 20-34 | L | 76,590 |
| Nov. 25 | at Cincinnati | 6-35 | L | 65,489 |
| Dec. 2 | HOUSTON | 28-20 | W | 69,143 |
| Dec. 9 | SAN DIEGO | 17-23* | L | 69,143 |
| Dec. 16 | at Kansas City | 26-17 | W | 74,976 |
| Dec. 23 | N.Y. JETS | 10-6 | W | 69,143 |
| Dec. 30 | at Indianapolis | 16-10 | W | 57,202 |
| Jan. 6 | at San Diego | 6-17 | L | 65,640 |

* Overtime

| | TITANS | OPP |
|--------------------|---------|---------|
| Total First Downs | 306 | 268 |
| Rushing | 118 | 80 |
| Passing | 171 | 165 |
| Penalty | 17 | 23 |
| 3rd Down: Made/Att | 89/217 | 97/230 |
| 3rd Down Pct. | 41.0 | 42.2 |
| 4th Down: Made/Att | 2/11 | 8/16 |
| 4th Down Pct. | 18.2 | 50.0 |
| Possession Avg. | 31:38 | 28:22 |
| Total Net Yards | 4987 | 4665 |
| Avg. Per Game | 311.7 | 291.6 |
| Total Plays | 1037 | 978 |
| Avg. Per Play | 4.8 | 4.8 |
| Net Yards Rushing | 2109 | 1478 |
| Avg. Per Game | 131.8 | 92.4 |
| Total Rushes | 543 | 369 |
| Avg. Per Play | 3.9 | 4.0 |
| Net Yards Passing | 2878 | 3187 |
| Avg. Per Game | 179.9 | 199.2 |
| Sacked/Yards Lost | 30/199 | 40/241 |
| Gross Yards | 3077 | 3428 |
| Att./Comp. | 464/288 | 569/349 |
| Completion Pct. | 62.1 | 61.3 |
| Had Intercepted | 17 | 22 |
| Punts/Average | 73/41.9 | 81/44.6 |
| Net Punting Avg. | 36.5 | 37.6 |
| Penalties/Yards | 101/773 | 90/745 |
| Fumbles/Ball Lost | 32/17 | 26/12 |
| Touchdowns | 28 | 35 |
| Rushing | 17 | 11 |
| Passing | 9 | 21 |
| Returns | 2 | 3 |

| BY PERIODS | 1 | 2 | 3 | 4 | OT | PTS |
|------------|----|----|----|----|----|-----|
| Titans | 59 | 64 | 98 | 80 | 0 | 301 |
| Opponents | 65 | 78 | 64 | 84 | 6 | 297 |

| SCORING | TD | RU | PA | RT | PAT | FG | S | TP |
|------------|----|----|----|----|-------|-------|---|-----|
| Bironas | 0 | 0 | 0 | 0 | 28/28 | 35/39 | 0 | 133 |
| White | 7 | 7 | 0 | 0 | 0/0 | 0/0 | 0 | 42 |
| C.Brown | 5 | 5 | 0 | 0 | 0/0 | 0/0 | 0 | 30 |
| R.Williams | 4 | 0 | 4 | 0 | 0/0 | 0/0 | 0 | 24 |
| Young | 3 | 3 | 0 | 0 | 0/0 | 0/0 | 0 | 18 |
| Henry | 2 | 2 | 0 | 0 | 0/0 | 0/0 | 0 | 12 |
| Jones | 2 | 0 | 2 | 0 | 0/0 | 0/0 | 0 | 12 |
| Fuller | 2 | 0 | 0 | 2 | 0/0 | 0/0 | 0 | 12 |
| Gage | 2 | 0 | 2 | 0 | 0/0 | 0/0 | 0 | 12 |
| Scaife | 1 | 0 | 1 | 0 | 0/0 | 0/0 | 0 | 6 |
| Titans | 28 | 17 | 9 | 2 | 28/28 | 35/39 | 0 | 301 |
| Opponents | 35 | 11 | 21 | 3 | 31/33 | 18/25 | 0 | 297 |

2-Pt Conversions: Titans 0-0, Opponents 1-1

FUM/LOST: Young 10/3, Davis 6/3, White 5/5, Mawae 2/1, Scaife 2/2, Bell 1/1, C. Brown 1/1, Bulluck 1/0, Collins 1/1, Gage 1/0, Griffin 1/0, B. Jones 1/0, M. Williams (LG) 1/1

| RUSHING | No | Yds | Avg | Lg | TD |
|---------|-----|------|------|-----|----|
| White | 303 | 1110 | 3.7 | 28 | 7 |
| C.Brown | 102 | 462 | 4.5 | 42 | 5 |
| Young | 93 | 395 | 4.2 | 21 | 3 |
| Henry | 31 | 119 | 3.8 | 24t | 2 |
| Jones | 2 | 37 | 18.5 | 19 | 0 |
| Davis | 2 | 19 | 9.5 | 14 | 0 |
| Hall | 1 | 8 | 8.0 | 8 | 0 |
| Barclay | 1 | 3 | 3.0 | 3 | 0 |
| Troupe | 1 | -1 | -1.0 | -1 | 0 |
| Collins | 3 | -3 | -1.0 | -1 | 0 |

| PASSING | Att | Cmp | Pct | Yards | Yds/Att | TD | Int | Lg | Sk/Yds | Rating |
|-----------|-----|-----|------|-------|---------|----|-----|-----|--------|--------|
| Young | 382 | 238 | 62.3 | 2546 | 6.7 | 9 | 17 | 73 | 25/157 | 71.1 |
| Collins | 82 | 50 | 61.0 | 531 | 6.5 | 0 | 0 | 46 | 5/42 | 79.9 |
| Titans | 464 | 268 | 62.1 | 3077 | 6.6 | 9 | 17 | 73 | 30/199 | 72.6 |
| Opponents | 569 | 349 | 61.3 | 3428 | 6.0 | 21 | 22 | 69t | 40/241 | 74.5 |

| | | | | | |
|------------|-----|------|-------|-----|----|
| Hentrich | 1 | -8 | -8.0 | -8 | 0 |
| Bell | 1 | -15 | -15.0 | -15 | 0 |
| R.Williams | 2 | -17 | -8.5 | -6 | 0 |
| Titans | 543 | 2109 | 3.9 | 42 | 17 |
| Opponents | 369 | 1478 | 4.0 | 62t | 11 |

| RECEIVING | No | Yds | Avg | Lg | TD |
|------------|-----|------|------|-----|----|
| Gage | 55 | 750 | 13.6 | 73 | 2 |
| R.Williams | 55 | 719 | 13.1 | 48 | 4 |
| Scaife | 46 | 421 | 9.2 | 26 | 1 |
| Moulds | 32 | 342 | 10.7 | 46 | 0 |
| Jones | 21 | 248 | 11.8 | 35t | 2 |
| White | 20 | 114 | 5.7 | 15 | 0 |
| C.Brown | 19 | 128 | 6.7 | 16 | 0 |
| Hartstock | 12 | 138 | 11.5 | 27 | 0 |
| Hall | 9 | 60 | 6.7 | 11 | 0 |
| Henry | 6 | 53 | 8.8 | 18 | 0 |
| Troupe | 5 | 47 | 9.4 | 13 | 0 |
| Davis | 5 | 38 | 7.6 | 13 | 0 |
| Barclay | 2 | 13 | 6.5 | 7 | 0 |
| Ealy | 1 | 6 | 6.0 | 6 | 0 |
| Titans | 288 | 3077 | 10.7 | 73 | 9 |
| Opponents | 349 | 3428 | 9.8 | 69t | 21 |

| INTERCEPTIONS | No | Yds | Avg | Lg | TD |
|---------------|----|-----|------|-----|----|
| Bulluck | 5 | 63 | 12.6 | 35 | 0 |
| Harper | 3 | 62 | 20.7 | 32 | 0 |
| Griffin | 3 | 3 | 1.0 | 3 | 0 |
| Fuller | 2 | 137 | 68.5 | 76t | 2 |
| Hope | 2 | 45 | 22.5 | 45 | 0 |
| Lowry | 2 | 18 | 9.0 | 17 | 0 |
| Thornton | 2 | 16 | 8.0 | 11 | 0 |
| Finnegan | 1 | 14 | 14.0 | 14 | 0 |
| Hill | 1 | 0 | 0.0 | 0 | 0 |
| LaBoy | 1 | 0 | 0.0 | 0 | 0 |
| Titans | 22 | 358 | 16.3 | 76t | 2 |
| Opponents | 17 | 116 | 6.8 | 23 | 0 |

| PUNTING | No | Yds | Avg | Net | TB | In | Lg | B |
|-----------|----|------|------|------|----|----|----|---|
| Hentrich | 70 | 2939 | 42.0 | 36.5 | 6 | 24 | 66 | 0 |
| Miller | 3 | 121 | 40.3 | 37.0 | 0 | 1 | 52 | 0 |
| Titans | 73 | 3060 | 41.9 | 36.5 | 6 | 25 | 66 | 0 |
| Opponents | 81 | 3615 | 44.6 | 37.6 | 10 | 23 | 70 | 0 |

| PUNT RETURNS | No | FC | Yds | Avg | Lg | TD |
|--------------|----|----|-----|------|-----|----|
| Davis | 31 | 12 | 293 | 9.5 | 39 | 0 |
| Jones | 6 | 0 | 29 | 4.8 | 13 | 0 |
| Barclay | 3 | 1 | 34 | 11.3 | 19 | 0 |
| Finnegan | 2 | 3 | 11 | 5.5 | 9 | 0 |
| Titans | 42 | 16 | 367 | 8.7 | 39 | 0 |
| Opponents | 31 | 16 | 274 | 8.8 | 80t | 1 |

| KICKOFF RETURNS | No | Yds | Avg | Lg | TD |
|-----------------|----|------|------|----|----|
| Griffin | 18 | 422 | 23.4 | 48 | 0 |
| Barclay | 14 | 304 | 21.7 | 37 | 0 |
| Henry | 13 | 272 | 20.9 | 46 | 0 |
| Davis | 2 | 37 | 18.5 | 19 | 0 |
| Troupe | 2 | 21 | 10.5 | 12 | 0 |
| Lowry | 1 | 15 | 15.0 | 15 | 0 |
| Hartstock | 1 | 14 | 14.0 | 14 | 0 |
| Cramer | 1 | 13 | 13.0 | 13 | 0 |
| Titans | 52 | 1098 | 21.1 | 48 | 0 |
| Opponents | 58 | 1404 | 24.2 | 76 | 0 |

| FIELD GOALS | 1-19 | 20-29 | 30-39 | 40-49 | 50+ |
|-------------|------|-------|-------|-------|-----|
| Bironas | 0-0 | 10-12 | 12-12 | 9-10 | 4-5 |
| Titans | 0-0 | 10-12 | 12-12 | 9-10 | 4-5 |
| Opponents | 0-0 | 7-8 | 5-6 | 3-5 | 3-6 |

Bironas/Titans: (20G, 31G), (30G, 36G), (33G, 27N), (30G, 40G, 47N), (48G), (52G, 25G, 21G, 30G, 28G, 43G, 29G, 29G), (35G, 23G), (47G, 53G), (36G, 49G), (56G, 37G), (28G, 23G), (53N), (44G, 29N), (37G, 37G, 40G, 25G), (46G) (40G, 54G, 33G)
Opponents: (22G), (22G, 39G, 20G, 36N), (J), (32G, 53N, 28G, 48N, 50N), (23G, 43G), (J), (50G, 43G, 54G), (40N), (J), (21G, 39G), (26N), (45G, 50G), (20G), (36G), (51N), (37G)

| SACKS | Vanden Bosch 12.0, Odom 8.0, Haynesworth 6.0, LaBoy 6.0, T.Brown 4.0, Finnegan 1.0, Fuller 1.0, Nickey 1.0, Thornton 1.0 |
|-----------------------------|--|
| Titans 40.0, Opponents 30.0 | |

TACKLES (Solo-Assists-Total)
Thornton (97-43-140), Vanden Bosch (65-50-115), Bulluck (75-34-109), Finnegan (84-25-109), T.Brown (46-37-83), Harper (75-5-80), Fowler (42-31-73), Haynesworth (41-28-69), Hope (39-21-60), Lowry (41-20-61), Griffin (34-15-49), Odom (24-20-44), Starks (21-18-39), Tulloch (28-8-36), Fuller (27-8-35), LaBoy (15-5-20), Hill (13-1-14), Fisher (5-4-9), Veal (4-4-8), King (5-2-7), Conover (2-2-4), Herndon (3-0-3), Vickerson (2-1-3),

Gardner (1-0-1), Nickey (1-0-1), Simon (0-1-1), Amato (0-0-0), Mahelona (0-0-0), Woods (0-0-0)
Team Totals: 790-383-1173

USUAL STARTING LINEUP

| OFFENSE | |
|---------|-----------------------|
| WR | Roydell Williams (86) |
| LT | Michael Roos (71) |
| LG | Jacob Bell (60) |
| C | Kevin Mawae (68) |
| RG | Benji Olson (75) |
| RT | David Stewart (76) |
| TE | Bo Scaife (80) |
| WR | Justin Gage (12) |
| TE | Ben Hartsock (88) |
| QB | Vince Young (10) |
| RB | LenDale White (25) |

| DEFENSE | |
|---------|-------------------------|
| LE | Antwan Odom (98) |
| LT | Tony Brown (97) |
| RT | Albert Haynesworth (92) |
| RE | Kyle Vanden Bosch (93) |
| LLB | David Thornton (50) |
| MLB | Ryan Fowler (52) |
| RLB | Keith Bulluck (53) |
| LCB | Nick Harper (20) |
| RCB | Cortland Finnegan (31) |
| SS | Chris Hope (24) |
| FS | Michael Griffin (33) |

| SPECIALISTS | |
|-------------|---------------------|
| K | Rob Bironas (2) |
| P | Craig Hentrich (15) |

Pro Bowl
All-Pro

GM: Mike Reinfeldt; Head Coach: Jeff Fisher
Asst. Coaches: Norm Chow (off. coord.), Jim Schwartz (def. coord.), Dave McGinnis (Asst. head coach/LB), Sherman Smith (Asst. head coach/RB), Matt Burke (def. asst.), Chuck Cecil (DB), Marty Galbraith (ST asst.), Fred Graves (WR), Craig Johnson (QB), Alan Lowry (ST), Mike Munchak (OL), Marcus Robertson (Asst. Secondary), Jim Washburn (DL), Steve Watterson (strength & rehab.), John Zernhelt (TE)

AMERICAN FOOTBALL CONFERENCE STANDINGS

| AFC EAST | W | L | T | Pct |
|----------------|----|----|---|-------|
| New England | 16 | 0 | 0 | 1.000 |
| Buffalo | 7 | 9 | 0 | .438 |
| N.Y. Jets | 4 | 12 | 0 | .259 |
| Miami | 1 | 15 | 0 | .063 |
| AFC NORTH | W | L | T | Pct |
| Pittsburgh | 10 | 6 | 0 | .625 |
| Cleveland | 10 | 6 | 0 | .625 |
| Cincinnati | 7 | 9 | 0 | .438 |
| Baltimore | 5 | 11 | 0 | .313 |
| AFC SOUTH | W | L | T | Pct |
| Indianapolis | 13 | 3 | 0 | .813 |
| * Jacksonville | 11 | 5 | 0 | .688 |
| * Tennessee | 10 | 6 | 0 | .625 |
| Houston | 8 | 8 | 0 | .500 |
| AFC WEST | W | L | T | Pct |
| San Diego | 11 | 5 | 0 | .688 |
| Denver | 7 | 9 | 0 | .438 |
| Kansas City | 4 | 12 | 0 | .250 |
| Oakland | 4 | 12 | 0 | .250 |

NATIONAL FOOTBALL CONFERENCE STANDINGS

| NFC EAST | W | L | T | Pct |
|---------------|----|----|---|------|
| Dallas | 13 | 3 | 0 | .667 |
| * N.Y. Giants | 10 | 6 | 0 | .625 |
| * Washington | 9 | 7 | 0 | .563 |
| Philadelphia | 8 | 8 | 0 | .500 |
| NFC NORTH | W | L | T | Pct |
| Green Bay | 13 | 3 | 0 | .813 |
| Minnesota | 8 | 8 | 0 | .500 |
| Detroit | 7 | 9 | 0 | .438 |
| Chicago | 7 | 9 | 0 | .438 |
| NFC SOUTH | W | L | T | Pct |
| Tampa Bay | 9 | 7 | 0 | .563 |
| Carolina | 7 | 9 | 0 | .438 |
| New Orleans | 7 | 9 | 0 | .438 |
| Atlanta | 4 | 12 | 0 | .250 |
| NFC WEST | W | L | T | Pct |
| Seattle | 10 | 6 | 0 | .625 |
| Arizona | 8 | 8 | 0 | .500 |
| San Francisco | 5 | 11 | 0 | .313 |
| St. Louis | 3 | 13 | 0 | .188 |

* Wild Card for Playoffs

2006 SEASON (8-8 REGULAR SEASON, 0-0 PLAYOFFS) • 2ND PLACE AFC SOUTH

| DATE | OPPONENT | SCORE | W/L | ATT |
|------------|-----------------|--------|-----|--------|
| Sep. 10 | N.Y. JETS | 16-23 | L | 69,143 |
| Sep. 17 | at San Diego | 7-40 | L | 64,344 |
| Sep. 24 | at Miami | 10-13 | L | 72,733 |
| Oct. 1 | DALLAS | 14-45 | L | 69,143 |
| Oct. 8 | at Indianapolis | 13-14 | L | 57,021 |
| Oct. 15 | at Washington | 25-22 | W | 88,550 |
| Oct. 22 | BYE | | | |
| Oct. 29 | HOUSTON | 28-22 | W | 69,143 |
| Nov. 5 | at Jacksonville | 7-37 | L | 66,524 |
| Nov. 12 | BALTIMORE | 26-27 | L | 69,143 |
| Nov. 19 | at Philadelphia | 31-13 | W | 69,232 |
| Nov. 26 | N.Y. GIANTS | 24-21 | W | 69,143 |
| Dec. 3 | INDIANAPOLIS | 20-17 | W | 69,143 |
| Dec. 10 | at Houston | 26-20* | W | 70,760 |
| Dec. 17 | JACKSONVILLE | 24-17 | W | 69,143 |
| Dec. 24 | at Buffalo | 30-29 | W | 54,765 |
| Dec. 31 | NEW ENGLAND | 23-40 | L | 69,143 |
| * Overtime | | | | |

| | TITANS | OPP |
|--------------------|---------|---------|
| Total First Downs | 261 | 329 |
| Rushing | 105 | 121 |
| Passing | 133 | 181 |
| Penalty | 23 | 27 |
| 3rd Down: Made/Att | 67/205 | 90/221 |
| 3rd Down Pct. | 32.7 | 40.7 |
| 4th Down: Made/Att | 7/17 | 10/17 |
| 4th Down Pct. | 41.2 | 58.8 |
| Possession Avg. | 27:17 | 32:43 |
| Total Net Yards | 4810 | 5915 |
| Avg. Per Game | 300.6 | 369.7 |
| Total Plays | 945 | 1062 |
| Avg. Per Play | 5.1 | 5.6 |
| Net Yards Rushing | 2214 | 2313 |
| Avg. Per Game | 138.4 | 144.6 |
| Total Rushes | 469 | 506 |
| Avg. Per Play | 4.7 | 4.6 |
| Net Yards Passing | 2596 | 3602 |
| Avg. Per Game | 162.3 | 225.1 |
| Sacked/Yards Lost | 29/152 | 26/148 |
| Gross Yards | 2748 | 3750 |
| Att./Comp. | 447/226 | 530/335 |
| Completion Pct. | 50.6 | 63.2 |
| Had Intercepted | 19 | 17 |
| Punts/Average | 88/42.7 | 68/42.5 |
| Net Punting Avg. | 37.3 | 34.4 |
| Penalties/Yards | 94/803 | 102/906 |
| Fumbles/Ball Lost | 29/7 | 19/11 |
| Touchdowns | 36 | 46 |
| Rushing | 15 | 20 |
| Passing | 13 | 24 |
| Returns | 8 | 2 |

| BY PERIODS | 1 | 2 | 3 | 4 | OT | PTS |
|------------|----|-----|----|-----|----|-----|
| Titans | 52 | 87 | 81 | 98 | 6 | 324 |
| Opponents | 84 | 116 | 85 | 115 | 0 | 400 |

| SCORING | TD | RU | PA | RT | PAT | FG | S | TP |
|-----------|----|----|----|----|-------|-------|---|-----|
| Bironas | 0 | 0 | 0 | 0 | 32/32 | 22/28 | 0 | 98 |
| Henry | 7 | 7 | 0 | 0 | 0/0 | 0/0 | 0 | 44 |
| Young | 7 | 7 | 0 | 0 | 0/0 | 0/0 | 0 | 44 |
| A.Jones | 4 | 0 | 0 | 4 | 0/0 | 0/0 | 0 | 24 |
| B.Jones | 4 | 0 | 4 | 0 | 0/0 | 0/0 | 0 | 24 |
| Bennett | 3 | 0 | 3 | 0 | 0/0 | 0/0 | 0 | 20 |
| Scaife | 3 | 1 | 2 | 0 | 0/0 | 0/0 | 0 | 18 |
| Troupe | 2 | 0 | 2 | 0 | 0/0 | 0/0 | 0 | 12 |
| Wade | 2 | 0 | 2 | 0 | 0/0 | 0/0 | 0 | 12 |
| T.Brown | 1 | 0 | 0 | 1 | 0/0 | 0/0 | 0 | 6 |
| Bulluck | 1 | 0 | 0 | 1 | 0/0 | 0/0 | 0 | 6 |
| Hope | 1 | 0 | 0 | 1 | 0/0 | 0/0 | 0 | 6 |
| Finnegan | 1 | 0 | 0 | 1 | 0/0 | 0/0 | 0 | 6 |
| Titans | 36 | 15 | 13 | 8 | 32/32 | 22/28 | 2 | 324 |
| Opponents | 46 | 20 | 24 | 2 | 41/44 | 27/33 | 0 | 400 |

2-Pt Conversions: Bennett, Henry, Young,
Titans 3-3, Opponents 1-2

| RUSHING | No | Yds | Avg | Lg | TD |
|---------|-----|------|------|-----|----|
| Henry | 270 | 1211 | 4.5 | 70t | 7 |
| Young | 83 | 552 | 6.7 | 39t | 7 |
| White | 61 | 244 | 4.0 | 26 | 0 |
| C.Brown | 41 | 156 | 3.8 | 21 | 0 |
| Hall | 7 | 21 | 3.0 | 11 | 0 |
| Scaife | 1 | 13 | 13.0 | 13t | 1 |
| A.Jones | 2 | 8 | 4.0 | 7 | 0 |
| Roby | 1 | 3 | 3.0 | 3 | 0 |

| PASSING | Att | Cmp | Pct | Yards | Yds/Att | TD | Int | Lg | Sk/Yds | Rating |
|-----------|-----|-----|------|-------|---------|----|-----|-----|--------|--------|
| Young | 357 | 184 | 51.5 | 2199 | 6.2 | 12 | 13 | 53 | 25/129 | 66.7 |
| Collins | 90 | 42 | 46.7 | 549 | 6.1 | 1 | 6 | 36 | 4/23 | 42.3 |
| Titans | 447 | 226 | 50.6 | 2748 | 6.1 | 13 | 19 | 53 | 29/152 | 61.8 |
| Opponents | 530 | 335 | 63.2 | 3750 | 7.1 | 24 | 17 | 68t | 26/148 | 86.0 |

| | | | | | |
|-----------|-----|------|-----|-----|----|
| B.Jones | 1 | 3 | 3.0 | 3 | 0 |
| Givens | 1 | 3 | 3.0 | 3 | 0 |
| Nickey | 1 | 0 | 0.0 | 0 | 0 |
| Titans | 469 | 2214 | 4.7 | 70t | 15 |
| Opponents | 506 | 2313 | 4.6 | 73 | 20 |

| RECEIVING | No | Yds | Avg | Lg | TD |
|------------|-----|------|------|-----|----|
| Bennett | 46 | 737 | 16.0 | 39 | 3 |
| Wade | 33 | 461 | 14.0 | 25 | 2 |
| Scaife | 29 | 370 | 12.8 | 34 | 2 |
| B.Jones | 27 | 384 | 14.2 | 53 | 4 |
| Henry | 18 | 78 | 4.3 | 12 | 0 |
| Hall | 15 | 138 | 9.2 | 28 | 0 |
| White | 14 | 60 | 4.3 | 13 | 0 |
| Troupe | 13 | 150 | 11.5 | 32 | 2 |
| R.Williams | 8 | 121 | 15.1 | 20 | 0 |
| Givens | 8 | 104 | 13.0 | 27 | 0 |
| Hartsock | 6 | 68 | 11.3 | 23 | 0 |
| A.Jones | 2 | 31 | 15.5 | 17 | 0 |
| Roby | 2 | 28 | 14.0 | 21 | 0 |
| Cramer | 2 | 8 | 4.0 | 6 | 0 |
| C.Brown | 2 | 4 | 2.0 | 4 | 0 |
| Wallace | 1 | 6 | 6.0 | 6 | 0 |
| Titans | 226 | 2748 | 12.2 | 53 | 13 |
| Opponents | 335 | 3750 | 11.2 | 68t | 24 |

| INTERCEPTIONS | No | Yds | Avg | Lg | TD |
|---------------|----|-----|------|-----|----|
| Hope | 5 | 105 | 21.0 | 61t | 1 |
| A.Jones | 4 | 130 | 32.5 | 83t | 1 |
| Thompson | 3 | 14 | 4.7 | 11 | 0 |
| Hill | 2 | 20 | 10.0 | 11 | 0 |
| Sirmon | 1 | 13 | 13.0 | 13 | 0 |
| Bulluck | 1 | 0 | 0.0 | 0 | 0 |
| Tulloch | 1 | 0 | 0.0 | 0 | 0 |
| Titans | 17 | 282 | 16.6 | 83t | 2 |
| Opponents | 19 | 250 | 13.2 | 55t | 2 |

| PUNTING | No | Yds | Avg | Net | TB | In | Lg | B |
|-----------|----|------|------|------|----|----|----|---|
| Hentrich | 88 | 3760 | 42.7 | 37.3 | 10 | 32 | 73 | 0 |
| Titans | 88 | 3760 | 42.7 | 37.3 | 10 | 32 | 73 | 0 |
| Opponents | 68 | 2888 | 42.5 | 34.4 | 4 | 18 | 61 | 1 |

| PUNT RETURNS | No | FC | Yds | Avg | Lg | TD |
|--------------|----|----|-----|------|-----|----|
| A.Jones | 34 | 3 | 440 | 12.9 | 90t | 3 |
| Wade | 3 | 3 | 27 | 9.0 | 18 | 0 |
| Titans | 37 | 6 | 467 | 12.6 | 90t | 3 |
| Opponents | 33 | 24 | 278 | 8.4 | 39 | 0 |

| KICKOFF RETURNS | No | Yds | Avg | Lg | TD |
|-----------------|----|------|------|----|----|
| Wade | 50 | 1194 | 23.9 | 48 | 0 |
| A.Jones | 20 | 521 | 26.1 | 70 | 0 |
| Scaife | 4 | 64 | 16.0 | 18 | 0 |
| Cramer | 3 | 37 | 12.3 | 21 | 0 |
| White | 1 | 14 | 14.0 | 14 | 0 |
| Hartsock | 1 | 5 | 5.0 | 5 | 0 |
| Titans | 79 | 1835 | 23.2 | 70 | 0 |
| Opponents | 58 | 1263 | 21.8 | 52 | 0 |

| FIELD GOALS | 1-19 | 20-29 | 30-39 | 40-49 | 50+ |
|-------------|------|-------|-------|-------|-----|
| Bironas | 0-0 | 10-11 | 7-7 | 4-8 | 1-2 |
| Titans | 0-0 | 10-11 | 7-7 | 4-8 | 1-2 |
| Opponents | 1-1 | 10-11 | 6-10 | 10-10 | 0-1 |

Bironas/Titans: () () (51N, 22G) (33G, 39G) (22G, 47G) (32G, 26G, 30G) () () (21G, 41N, 43B) (36G) (48N, 49G) (25G, 60G) (41G, 33G) (44N, 27G) (42G, 20G, 30G) (25G, 23N, 27G, 27G) Opponents: (18G, 34N, 30N) (28G, 31G, 35G, 44G) (40G, 30N, 39G) (26N, 43G) () () (27G) (47G, 21G, 39G) (27G, 40G) (42G, 38G) () (53N,20G) (49G, 46G) (43G) (21G, 36G, 45G, 21G, 24G) (28G, 26G, 33N)

SACKS
Vanden Bosch 6.5, LaBoy 3.5, Starks 3.0, Bulluck 2.5, Haynesworth 2.0, Finnegan 2.0, T.Brown 1.5, Mahelona 1.0, A.Jones 1.0, Bockwoldt 1.0, Odom 0.5, Smith 0.5, Sirmon 0.5, Tulloch 0.5
Titans 26.0, Opponents 29.0

TACKLES (Solo-Assists-Total)
Bulluck (107-54-161), Hope (99-29-128), Thornton (93-29-122), Vanden Bosch (67-51-118), Sirmon (67-38-105), Thompson (58-19-77), Smith (43-33-76), P.Jones (54-13-67), Hill (41-18-59), Haynesworth (34-25-59), Finnegan (47-10-57), LaBoy (31-26-57), Starks (36-20-56), T. Brown (33-18-51), Tulloch (23-14-37), Conover (12-9-21), Mahelona (12-9-21), Fuller (11-4-15), Odom (9-6-15), Bockwoldt (4-3-7), Scott (2-3-5), Woolfolk (4-0-4), Savage (2-2-4), Amato (2-1-3), Reynolds (2-0-2), Lowry (0-1-1)
Team Totals: 893-435-1328

USUAL STARTING LINEUP

| | |
|---------|--------------------|
| OFFENSE | |
| WR | Brandon Jones (81) |
| LT | Michael Roos (71) |
| LG | Jacob Bell (60) |
| C | Kevin Mawae (68) |
| RG | Benji Olson (75) |
| RT | David Stewart (76) |
| TE | Bo Scaife (80) |
| WR | Drew Bennett (83) |
| FB | Ahmard Hall (45) |
| QB | Vince Young (10) |
| RB | Travis Henry (20) |

| | |
|---------|-------------------------|
| DEFENSE | |
| LE | Kyle Vanden Bosch (93) |
| LT | Robaire Smith (98) |
| RT | Albert Haynesworth (92) |
| RE | Travis LaBoy (91) |
| LLB | David Thornton (50) |
| MLB | Peter Sirmon (59) |
| RLB | Keith Bulluck (53) |
| LCB | Reynaldo Hill (21) |
| RCB | Pacman Jones (32) |
| SS | Chris Hope (24) |
| FS | LaMont Thompson (28) |

| | |
|-------------|---------------------|
| SPECIALISTS | |
| K | Rob Bironas (2) |
| P | Craig Hentrich (15) |

Pro Bowl
All-Pro

GM: Floyd Reese; Head Coach: Jeff Fisher
Asst. Coaches: Norm Chow (off. coord.), Jim Schwartz (def. coord.), Dave McGinnis (Asst. head coach/LB), Sherman Smith (Asst. head coach/RB), Matt Burke (def. asst.), Chuck Cecil (S/nickel), Marty Galbraith (ST asst.), Craig Johnson (QB), Alan Lowry (ST), Mike Munchak (OL), Ray Sherman (WR), Jim Washburn (DL), Steve Watterson (strength & rehab.), Everett Withers (DB), John Zernhelt (TE)

AMERICAN FOOTBALL CONFERENCE STANDINGS

| AFC EAST | W | L | T | Pct |
|---------------|----|----|---|------|
| New England | 12 | 4 | 0 | .750 |
| * N.Y. Jets | 10 | 6 | 0 | .625 |
| Buffalo | 7 | 9 | 0 | .438 |
| Miami | 6 | 10 | 0 | .375 |
| AFC NORTH | W | L | T | Pct |
| Baltimore | 13 | 3 | 0 | .812 |
| Cincinnati | 8 | 8 | 0 | .500 |
| Pittsburgh | 8 | 8 | 0 | .500 |
| Cleveland | 4 | 12 | 0 | .250 |
| AFC SOUTH | W | L | T | Pct |
| Indianapolis | 12 | 4 | 0 | .750 |
| Tennessee | 8 | 8 | 0 | .500 |
| Jacksonville | 8 | 8 | 0 | .500 |
| Houston | 6 | 10 | 0 | .375 |
| AFC WEST | W | L | T | Pct |
| San Diego | 14 | 2 | 0 | .875 |
| * Kansas City | 9 | 7 | 0 | .562 |
| Denver | 9 | 7 | 0 | .562 |
| Oakland | 2 | 14 | 0 | .125 |

NATIONAL FOOTBALL CONFERENCE STANDINGS

| NFC EAST | W | L | T | Pct |
|---------------|----|----|---|------|
| Philadelphia | 10 | 6 | 0 | .625 |
| * Dallas | 9 | 7 | 0 | .562 |
| * N.Y. Giants | 8 | 8 | 0 | .500 |
| Washington | 5 | 11 | 0 | .312 |
| NFC NORTH | W | L | T | Pct |
| Chicago | 13 | 3 | 0 | .812 |
| Green Bay | 8 | 8 | 0 | .500 |
| Minnesota | 6 | 10 | 0 | .375 |
| Detroit | 3 | 13 | 0 | .188 |
| NFC SOUTH | W | L | T | Pct |
| New Orleans | 10 | 6 | 0 | .625 |
| Carolina | 8 | 8 | 0 | .500 |
| Atlanta | 7 | 9 | 0 | .438 |
| Tampa Bay | 4 | 12 | 0 | .250 |
| NFC WEST | W | L | T | Pct |
| Seattle | 9 | 7 | 0 | .562 |
| St. Louis | 8 | 8 | 0 | .500 |
| San Francisco | 7 | 9 | 0 | .438 |
| Arizona | 5 | 11 | 0 | .312 |

* Wild Card for Playoffs

2005 SEASON (4-12 REGULAR SEASON, 0-0 PLAYOFFS) • 3RD PLACE AFC SOUTH

| DATE | OPPONENT | SCORE | W/L | ATT |
|---------|-----------------|-------|-----|--------|
| Sep. 11 | at Pittsburgh | 7-34 | L | 62,931 |
| Sep. 18 | BALTIMORE | 25-10 | W | 69,149 |
| Sep. 25 | at St. Louis | 27-31 | L | 65,835 |
| Oct. 2 | INDIANAPOLIS | 10-31 | L | 69,149 |
| Oct. 9 | at Houston | 34-20 | W | 70,430 |
| Oct. 16 | CINCINNATI | 23-31 | L | 69,149 |
| Oct. 23 | at Arizona | 10-20 | L | 39,482 |
| Oct. 30 | OAKLAND | 25-34 | L | 69,149 |
| Nov. 6 | at Cleveland | 14-20 | L | 72,594 |
| Nov. 13 | BYE | | | |
| Nov. 20 | JACKSONVILLE | 28-31 | L | 69,149 |
| Nov. 27 | SAN FRANCISCO | 33-22 | W | 69,149 |
| Dec. 4 | at Indianapolis | 3-35 | L | 57,228 |
| Dec. 11 | HOUSTON | 13-10 | W | 69,149 |
| Dec. 18 | SEATTLE | 24-28 | L | 69,149 |
| Dec. 24 | at Miami | 10-24 | L | 72,001 |
| Jan. 1 | at Jacksonville | 13-40 | L | 65,485 |

* Overtime

| | TITANS | OPP |
|--------------------|----------|---------|
| Total First Downs | 279 | 294 |
| Rushing | 72 | 89 |
| Passing | 191 | 180 |
| Penalty | 16 | 25 |
| 3rd Down: Made/Att | 75/218 | 71/200 |
| 3rd Down Pct. | 34.4 | 35.5 |
| 4th Down: Made/Att | 9/31 | 7/11 |
| 4th Down Pct. | 29.0 | 63.6 |
| Possession Avg. | 31:13 | 28:47 |
| Total Net Yards | 5122 | 5110 |
| Avg. Per Game | 320.1 | 319.4 |
| Total Plays | 1022 | 960 |
| Avg. Per Play | 5.0 | 5.3 |
| Net Yards Rushing | 1525 | 1894 |
| Avg. Per Game | 95.3 | 118.4 |
| Total Rushes | 397 | 449 |
| Avg. Per Play | 3.8 | 4.2 |
| Net Yards Passing | 3597 | 3216 |
| Avg. Per Game | 224.8 | 201.0 |
| Sacked/Yards Lost | 31/200 | 41/246 |
| Gross Yards | 3797 | 3462 |
| Att./Comp. | 594/358 | 470/296 |
| Completion Pct. | 60.3 | 63.0 |
| Had Intercepted | 14 | 9 |
| Punts/Average | 78/43.2 | 85/44.1 |
| Net Punting Avg. | 78/37.8 | 85/37.5 |
| Penalties/Yards | 125/1002 | 95/718 |
| Fumbles/Ball Lost | 27/12 | 20/11 |
| Touchdowns | 33 | 51 |
| Rushing | 8 | 12 |
| Passing | 20 | 33 |
| Returns | 5 | 6 |

| BY PERIODS | 1 | 2 | 3 | 4 | OT | PTS |
|------------|----|-----|-----|-----|----|-----|
| Titans | 50 | 88 | 83 | 78 | 0 | 299 |
| Opponents | 79 | 132 | 108 | 102 | 0 | 421 |

| SCORING | TD | RU | PA | RT | PAT | FG | S | TP |
|-------------|----|----|----|----|-------|-------|---|-----|
| Bironas | 0 | 0 | 0 | 0 | 30/32 | 23/29 | 0 | 99 |
| Brown | 7 | 5 | 2 | 0 | | | 0 | 42 |
| Bennett | 4 | 0 | 4 | 0 | | | 0 | 24 |
| Troupe | 4 | 0 | 4 | 0 | | | 0 | 24 |
| B. Jones | 2 | 0 | 2 | 0 | | | 0 | 12 |
| Kinney | 2 | 0 | 2 | 0 | | | 0 | 12 |
| Odum | 2 | 0 | 0 | 2 | | | 0 | 12 |
| Payton | 2 | 2 | 0 | 0 | | | 0 | 12 |
| Scaife | 2 | 0 | 2 | 0 | | | 0 | 12 |
| R. Williams | 2 | 0 | 2 | 0 | | | 0 | 12 |
| Fleming | 1 | 0 | 1 | 0 | | | 0 | 6 |
| Hill | 1 | 0 | 0 | 1 | | | 0 | 6 |
| P. Jones | 1 | 0 | 0 | 1 | | | 0 | 6 |
| Kassell | 1 | 0 | 0 | 1 | | | 0 | 6 |
| McNair | 1 | 1 | 0 | 0 | | | 0 | 6 |
| Roby | 1 | 0 | 1 | 0 | | | 0 | 6 |
| Wade LG | 1 | 0 | 0 | 1 | | | 0 | 6 |
| Reynolds | 0 | 0 | 0 | 0 | | | 1 | 2 |
| Titans | 33 | 8 | 20 | 5 | 30/32 | 23/29 | 1 | 299 |
| Opponents | 51 | 12 | 33 | 6 | 48/49 | 21/27 | 0 | 421 |

2-Pt Conversions: Titans 0-1, Opponents 2-2

| RUSHING | No | Yds | Avg | Lg | TD |
|---------|-----|-----|-----|-----|----|
| Brown | 224 | 851 | 3.8 | 38t | 5 |
| Henry | 88 | 335 | 3.8 | 29 | 0 |
| McNair | 32 | 139 | 4.3 | 19 | 1 |
| Payton | 33 | 105 | 3.2 | 15 | 2 |
| Mauck | 7 | 39 | 5.6 | 12 | 0 |
| Nash | 6 | 32 | 5.3 | 8 | 0 |

| PASSING | Att | Cmp | Pct | Yards | Yds/Att | TD | Int | Lg | Sk/Yds | Rating |
|-----------|-----|-----|------|-------|---------|----|-----|-----|--------|--------|
| McNair | 476 | 292 | 61.3 | 3161 | 6.64 | 16 | 11 | 57 | 20/134 | 82.4 |
| Volek | 88 | 50 | 56.8 | 474 | 5.39 | 4 | 2 | 55t | 9/45 | 77.6 |
| Mauck | 27 | 15 | 55.6 | 136 | 5.04 | 0 | 1 | 17 | 1/8 | 53.9 |
| Hentrich | 2 | 1 | 50.0 | 26 | 13.0 | 0 | 0 | 26 | 0/0 | 95.8 |
| Bennett | 1 | 0 | 0.0 | 0 | 0.0 | 0 | 0 | 0 | 0/0 | 39.6 |
| P. Jones | 0 | 0 | --- | 0 | --- | 0 | 0 | --- | 1/13 | --- |
| Titans | 594 | 358 | 60.3 | 3797 | 6.39 | 20 | 14 | 57 | 31/200 | 80.3 |
| Opponents | 470 | 296 | 63.0 | 3462 | 7.37 | 33 | 9 | 63t | 41/246 | 100.7 |

| | | | | | |
|-----------|-----|------|-----|-----|----|
| Roby | 2 | 16 | 8.0 | 11 | 0 |
| Bennett | 1 | 3 | 3.0 | 3 | 0 |
| Volek | 1 | 3 | 3.0 | 3 | 0 |
| B. Jones | 1 | 1 | 1.0 | 1 | 0 |
| Wade LG | 1 | 1 | 1.0 | 1 | 0 |
| Wade TM | 1 | 1 | 1.0 | 1 | 0 |
| Hentrich | 1 | 0 | 0.0 | 0 | 0 |
| Titans | 397 | 1525 | 3.8 | 38t | 8 |
| Opponents | 449 | 1894 | 4.2 | 52 | 12 |

| RECEIVING | No | Yds | Avg | Lg | TD |
|-------------|-----|------|------|-----|----|
| Bennett | 58 | 738 | 12.7 | 55t | 4 |
| Kinney | 55 | 543 | 9.9 | 27 | 2 |
| Troupe | 55 | 530 | 9.6 | 35 | 4 |
| Scaife | 37 | 273 | 7.4 | 19 | 2 |
| Brown | 25 | 327 | 13.1 | 57 | 2 |
| B. Jones | 23 | 299 | 13.0 | 38t | 2 |
| Calico | 22 | 191 | 8.7 | 18 | 0 |
| R. Williams | 21 | 299 | 14.2 | 50t | 2 |
| Roby | 21 | 289 | 13.8 | 32 | 1 |
| Wade LG | 14 | 120 | 8.6 | 17 | 0 |
| Wade TM | 4 | 40 | 10.0 | 15 | 0 |
| Henry | 13 | 117 | 9.0 | 42 | 0 |
| Fleming | 10 | 69 | 6.9 | 18 | 1 |
| Payton | 6 | 30 | 5.0 | 9 | 0 |
| Nash | 3 | 14 | 4.7 | 7 | 0 |
| Guenther | 2 | 13 | 6.5 | 8 | 0 |
| Nickey | 1 | 26 | 26.0 | 26 | 0 |
| Small | 1 | 6 | 6.0 | 6 | 0 |
| Roos | 1 | -7 | -7.0 | -7 | 0 |
| Titans | 358 | 3797 | 10.6 | 57 | 20 |
| Opponents | 296 | 3462 | 11.7 | 63t | 33 |

| INTERCEPTIONS | No | Yds | Avg | Lg | TD |
|---------------|----|-----|------|-----|----|
| Hill | 3 | 88 | 29.3 | 52t | 1 |
| Bulluck | 2 | 16 | 8.0 | 16 | 0 |
| Kassell | 1 | 21 | 21.0 | 21t | 1 |
| Woolfolk | 1 | 3 | 3.0 | 3 | 0 |
| T. Williams | 1 | 1 | 1.0 | 1 | 0 |
| Thompson | 1 | 0 | 0.0 | 0 | 0 |
| Titans | 9 | 129 | 14.3 | 52t | 2 |
| Opponents | 14 | 293 | 20.9 | 85t | 4 |

| PUNTING | No | Yds | Avg | Net | TB | In | Lg | B |
|-----------|----|------|------|------|----|----|----|---|
| Hentrich | 78 | 3371 | 43.2 | 37.8 | 14 | 21 | 59 | 0 |
| Titans | 78 | 3371 | 43.2 | 37.8 | 14 | 21 | 59 | 0 |
| Opponents | 85 | 3746 | 44.1 | 37.5 | 7 | 16 | 74 | 1 |

| PUNT RETURNS | No | FC | Yds | Avg | Lg | TD |
|--------------|----|----|-----|------|-----|----|
| Wade LG | 33 | 9 | 317 | 9.6 | 73t | 1 |
| P. Jones | 29 | 8 | 272 | 9.4 | 52t | 1 |
| Thurman TM | 9 | 5 | 31 | 3.4 | 11 | 0 |
| B. Jones | 5 | 0 | 75 | 15.0 | 32 | 0 |
| Thompson | 1 | 0 | 31 | 31.0 | 31 | 0 |
| Ta. Williams | 1 | 0 | 9 | 9.0 | 9 | 0 |
| Titans | 45 | 13 | 418 | 9.3 | 52t | 1 |
| Opponents | 32 | 20 | 144 | 4.5 | 15 | 0 |

| KICKOFF RETURNS | No | Yds | Avg | Lg | TD |
|-----------------|----|------|------|----|----|
| P. Jones | 43 | 1127 | 26.2 | 85 | 0 |
| Roby | 22 | 495 | 22.5 | 59 | 0 |
| Payton | 2 | 24 | 12.0 | 24 | 0 |
| Thurman TM | 2 | 42 | 21.0 | 25 | 0 |
| Fleming | 1 | 9 | 9.0 | 9 | 0 |
| Titans | 70 | 1697 | 24.2 | 85 | 0 |
| Opponents | 57 | 1290 | 22.6 | 50 | 0 |

| FIELD GOALS | 1-19 | 20-29 | 30-39 | 40-49 | 50+ |
|--|------|-------|-------|-------|-----|
| Bironas | 0/0 | 10/10 | 6/7 | 5/7 | 2/5 |
| Titans | 0/0 | 10/10 | 6/7 | 5/7 | 2/5 |
| Opponents | 1/1 | 6/6 | 9/14 | 5/5 | 0/1 |
| Bironas/Titans: (47N) (39G, 29G, 47G) (41G, 39G) (34G, 38N) (52G, 58N, 49G) (24G, 29G, 47G) (53G) (39G, 24G) (50N) () (35G, 41G, 21G, 22G) (51N, 24G) (46N, 23G, 21G) (38G) (24G) () | | | | | |
| Opponents: (44G, 27G) (30G) (46G) (20G) (32G, 38G, 43G, 47G) (52N, 21G) (33G, 24G) (22G, 32G) (37G, 19G, 39N) (31G) (34N) () (30G, 37B, 31N) (36B) (25G) (46G, 38G) | | | | | |

| SACKS | Vanden Bosch 12.5, LaBoy 6.5, Bulluck 5, Long 3.5, Haynesworth 3, Starks 3, Sirmon 2.5, Odum 2, Schobel 1, Thompson 1, Clauss 0.5, Waddell 0.5 |
|-------------------------|--|
| Titans 41, Opponents 31 | |

| TACKLES (Solo-Assists-Total) | Bulluck (106-44-150), Vanden Bosch (55-45-100), Sirmon (56-33-89), Kassell (56-33-89), Haynesworth (52-33-85), T. Williams |
|------------------------------|--|
|------------------------------|--|

(65-18-83), Thompson (63-15-78), Starks (40-38-78), LaBoy (36-28-64), P. Jones (43-10-53), Woolfolk (42-10-52), Odum (28-22-50), Long (30-19-49), Hill (40-6-46), Clauss (13-17-30), Boiman (13-15-28), Waddell (13-4-17), Reynolds (9-5-14), Schobel (7-4-11), Beckham (9-1-10), Sandy (1-1-2), Spencer (1-0-1), Nickey (1-0-1), Gardner (0-0-0), Fuller (0-0-0)

Team Totals: 779-401-1180

| USUAL STARTING LINEUP | |
|-----------------------|-----------------------------------|
| OFFENSE | |
| WR | Drew Bennett (83) |
| LT | Brad Hopkins (72) |
| LG | Zach Piller (69) |
| C | Justin Hartwig (77) |
| RG | Benji Olson (75) |
| RT | Michael Roos (71) |
| TE | Erron Kinney (88) |
| WR | Brandon Jones (81) |
| FB/TE | Troy Fleming (44)/Ben Troupe (84) |
| QB | Steve McNair (9) |
| RB | Chris Brown (29) |

| | |
|---------|-------------------------|
| DEFENSE | |
| LE | Kyle Vanden Bosch (93) |
| LT | Randy Starks (90) |
| RT | Albert Haynesworth (92) |
| RE | Antwan Odum (98) |
| LLB | Peter Sirmon (59) |
| MLB | Brad Kassell (55) |
| RLB | Keith Bulluck (53) |
| LCB | Reynaldo Hill (21) |
| RCB | Pacman Jones (32) |
| SS | Tank Williams (25) |
| FS | Lamont Thompson (28) |

| | |
|-------------|---------------------|
| SPECIALISTS | |
| K | Rob Bironas (2) |
| P | Craig Hentrich (15) |

Pro Bowl
All-Pro
GM: Floyd Reese; Head Coach: Jeff Fisher
Asst. Coaches: Norm Chow (off. coord.), Jim Schwartz (def. coord.), George Henshaw (asst. head coach/ off.), Dave McGinnis (LB), Chuck Cecil (S/nickel), Marty Galbraith (ST asst.), Ned James (off. asst.), Craig Johnson (QB), Alan Lowry (ST), Mike Munchak (OL), Ray Sherman (WR), Sherman Smith (RB), Jim Washburn (DL), Steve Watterson (strength and conditioning), Everett Withers (DB)

| AMERICAN FOOTBALL CONFERENCE STANDINGS | | | | |
|--|----|----|---|------|
| AFC EAST | W | L | T | Pct |
| New England | 10 | 6 | 0 | .625 |
| Miami | 9 | 7 | 0 | .562 |
| Buffalo | 5 | 11 | 0 | .312 |
| N.Y. Jets | 4 | 12 | 0 | .250 |
| AFC NORTH | W | L | T | Pct |
| Cincinnati | 11 | 5 | 0 | .688 |
| * Pittsburgh | 11 | 5 | 0 | .688 |
| Baltimore | 6 | 10 | 0 | .375 |
| Cleveland | 6 | 10 | 0 | .375 |
| AFC SOUTH | W | L | T | Pct |
| Indianapolis | 14 | 2 | 0 | .875 |
| * Jacksonville | 12 | 4 | 0 | .750 |
| Tennessee | 4 | 12 | 0 | .250 |
| Houston | 2 | 14 | 0 | .125 |
| AFC WEST | W | L | T | Pct |
| Denver | 13 | 3 | 0 | .812 |
| Kansas City | 10 | 6 | 0 | .625 |
| San Diego | 9 | 7 | 0 | .562 |
| Oakland | 4 | 12 | 0 | .250 |

| NATIONAL FOOTBALL CONFERENCE STANDINGS | | | | |
|--|----|----|---|------|
| NFC EAST | W | L | T | Pct |
| N.Y. Giants | 11 | 5 | 0 | .688 |
| * Washington | 10 | 6 | 0 | .625 |
| Dallas | 9 | 7 | 0 | .562 |
| Philadelphia | 6 | 10 | 0 | .375 |
| NFC NORTH | W | L | T | Pct |
| Chicago | 11 | 5 | 0 | .688 |
| Minnesota | 9 | 7 | 0 | .562 |
| Detroit | 5 | 11 | 0 | .312 |
| Green Bay | 4 | 12 | 0 | .250 |
| NFC SOUTH | W | L | T | Pct |
| Tampa Bay | 11 | 5 | 0 | .688 |
| * Carolina | 11 | 5 | 0 | .688 |
| Atlanta | 8 | 8 | 0 | .500 |
| New Orleans | 3 | 13 | 0 | .188 |
| NFC WEST | W | L | T | Pct |
| Seattle | 13 | 3 | 0 | .812 |
| St. Louis | 6 | 10 | 0 | .375 |
| Arizona | 5 | 11 | 0 | .312 |
| San Francisco | 4 | 12 | 0 | .250 |

* Wild Card for Playoffs

| DATE | OPPONENT | SCORE | W/L | ATT |
|---------|-----------------|--------|-----|--------|
| Sep. 11 | at Miami | 17-7 | W | 69,987 |
| Sep.19 | INDIANAPOLIS | 17-31 | L | 68,932 |
| Sep. 26 | JACKSONVILLE | 12-15 | L | 68,932 |
| Oct. 3 | at San Diego | 17-38 | L | 54,006 |
| Oct. 11 | at Green Bay | 48-27 | W | 70,420 |
| Oct. 17 | HOUSTON | 10-20 | L | 68,932 |
| Oct. 24 | at Minnesota | 3-20 | L | 64,108 |
| Oct. 31 | CINCINNATI | 27-20 | W | 68,932 |
| Nov. 7 | BYE | | | |
| Nov. 14 | CHICAGO | 17-19* | L | 68,932 |
| Nov. 21 | at Jacksonville | 18-15 | W | 69,703 |
| Nov. 28 | at Houston | 21-31 | L | 70,721 |
| Dec. 5 | at Indianapolis | 24-51 | L | 57,278 |
| Dec. 13 | KANSAS CITY | 38-49 | L | 68,932 |
| Dec. 19 | at Oakland | 35-40 | L | 44,299 |
| Dec. 25 | DENVER | 16-37 | L | 68,809 |
| Jan. 2 | DETROIT | 24-19 | W | 68,809 |

* Overtime

| BY PERIODS | 1 | 2 | 3 | 4 | OT | PTS |
|------------|-----|-----|----|-----|----|-----|
| Titans | 106 | 111 | 49 | 78 | 0 | 344 |
| Opponents | 76 | 117 | 99 | 145 | 2 | 439 |

| SCORING | TD | RU | PA | RT | PAT | FG | S | TP |
|------------------|-----------|-----------|-----------|----------|--------------|--------------|----------|------------|
| Anderson | 0 | 0 | 0 | 0 | 37/37 | 17/22 | 0 | 88 |
| Bennett | 11 | 0 | 11 | 0 | | | 0 | 66 |
| Mason | 7 | 0 | 7 | 0 | | | 0 | 42 |
| Brown | 6 | 6 | 0 | 0 | | | 0 | 36 |
| A. Smith | 4 | 4 | 0 | 0 | | | 0 | 24 |
| Kinney | 3 | 0 | 3 | 0 | | | 0 | 18 |
| Fleming | 2 | 0 | 2 | 0 | | | 0 | 12 |
| Meier | 2 | 0 | 2 | 0 | | | 0 | 12 |
| McNair | 1 | 1 | 0 | 0 | | | 0 | 8 |
| Berlin | 1 | 0 | 1 | 0 | | | 0 | 6 |
| Bulluck | 1 | 0 | 0 | 1 | | | 0 | 6 |
| Thompson | 1 | 0 | 0 | 1 | | | 0 | 6 |
| Troupe | 1 | 0 | 1 | 0 | | | 0 | 6 |
| Volek | 1 | 1 | 0 | 0 | | | 0 | 6 |
| Elling TM | 0 | 0 | 0 | 0 | 2/2 | 1/2 | 0 | 5 |
| Hentrich | 0 | 0 | 0 | 0 | 0/0 | 1/3 | 0 | 3 |
| Titans | 41 | 12 | 27 | 2 | 39/39 | 19/27 | 0 | 344 |
| Opponents | 52 | 18 | 29 | 5 | 50/50 | 23/28 | 3 | 439 |

| RUSHING | No | Yds | Avg | Lg | TD |
|----------------|-----------|------------|------------|-----------|-----------|
| Brown | 220 | 1067 | 4.9 | 52 | 6 |
| A. Smith | 137 | 509 | 3.7 | 43 | 4 |
| McNair | 23 | 128 | 5.6 | 23 | 1 |
| Holcombe | 17 | 62 | 3.6 | 20 | 0 |
| Volek | 11 | 50 | 4.5 | 14 | 1 |
| Fleming | 7 | 40 | 5.7 | 13 | 0 |
| Bennett | 1 | 12 | 12.0 | 12 | 0 |
| Hentrich | 1 | 8 | 8.0 | 8 | 0 |

| PASSING | Att | Cmp | Pct | Yards | Y |
|------------------|------------|------------|-------------|-------------|---|
| Volek | 357 | 218 | 61.1 | 2486 | |
| McNair | 215 | 129 | 60.0 | 1343 | |
| Johnson | 12 | 6 | 50.0 | 68 | |
| Hentrich | 4 | 2 | 50.0 | 10 | |
| Bennett | 1 | 1 | 100.0 | 26 | |
| Titans | 589 | 356 | 60.4 | 3933 | |
| Opponents | 524 | 333 | 63.5 | 4027 | |

| RECEIVING | No | Yds | Avg | Lg | TD |
|------------------|------------|-------------|-------------|------------|-----------|
| Mason | 96 | 1168 | 12.2 | 371 | 7 |
| Bennett | 80 | 1247 | 15.6 | 48t | 11 |
| Troupe | 33 | 329 | 10.0 | 33 | 1 |
| Kinney | 25 | 193 | 7.7 | 21 | 3 |
| Meier | 25 | 127 | 5.1 | 29 | 2 |
| A. Smith | 22 | 169 | 7.7 | 31 | 0 |
| Berlin | 20 | 278 | 13.9 | 31 | 1 |
| Brown | 20 | 147 | 7.4 | 21 | 0 |
| Fleming | 19 | 164 | 8.6 | 37 | 2 |
| Holcombe | 11 | 60 | 5.5 | 9 | 0 |
| McAddley | 2 | 38 | 19.0 | 36 | 0 |
| Calico | 2 | 13 | 6.5 | 9 | 0 |
| Volek | 1 | 0 | 0.0 | 0 | 0 |
| Titans | 356 | 3933 | 11.0 | 48t | 27 |
| Opponents | 333 | 4027 | 12.1 | 62 | 29 |

| INTERCEPTIONS | No | Yds | Avg | Lg | TD |
|------------------|-----------|------------|-------------|------------|----------|
| Dyson | 6 | 135 | 22.5 | 44 | 0 |
| Thompson | 4 | 77 | 19.3 | 37t | 1 |
| Bulluck | 2 | 25 | 12.5 | 25 | 0 |
| Woolfolk | 1 | 25 | 25.0 | 25 | 0 |
| Tank Williams | 1 | 13 | 13.0 | 13 | 0 |
| McGarrahan | 1 | 11 | 11.0 | 11 | 0 |
| Rolle | 1 | 0 | 0.0 | 0 | 0 |
| Waddell | 1 | 0 | 0.0 | 0 | 0 |
| Gardner | 1 | -1 | -1.0 | -1 | 0 |
| Titans | 18 | 285 | 15.8 | 44 | 1 |
| Opponents | 19 | 306 | 16.1 | 51t | 2 |

| PUNTING | No | Yds | Avg | Net | TB | In | Lg | B |
|------------------|-----------|-------------|-------------|-------------|----------|-----------|-----------|----------|
| Hentrich | 73 | 3117 | 42.7 | 38.0 | 8 | 20 | 64 | 0 |
| Elling TM | 6 | 272 | 45.3 | 40.2 | 1 | 1 | 58 | 0 |
| Titans | 79 | 3389 | 42.9 | 38.2 | 9 | 21 | 64 | 0 |
| Opponents | 74 | 3223 | 43.6 | 38.8 | 9 | 24 | 66 | 0 |

| PUNT RETURNS | No | FC | Yds | Avg | Lg | TD |
|------------------|-----------|-----------|------------|------------|------------|----------|
| Mason | 24 | 12 | 93 | 3.9 | 13 | 0 |
| Waddell | 9 | 3 | 54 | 6.0 | 18 | 0 |
| Berlin | 7 | 1 | 26 | 3.7 | 13 | 0 |
| Titans | 40 | 16 | 173 | 4.3 | 20 | 0 |
| Opponents | 31 | 26 | 195 | 6.3 | 75t | 1 |

| KICKOFF RETURNS | No | Yds | Avg | Lg | TD |
|------------------|-----------|-------------|-------------|-----------|----------|
| McAddley | 38 | 849 | 22.3 | 45 | 0 |
| Fleming | 18 | 316 | 17.6 | 30 | 0 |
| Waddell | 17 | 342 | 20.1 | 33 | 0 |
| Holcombe | 3 | 26 | 8.7 | 14 | 0 |
| Bennett | 1 | -8 | -8.0 | -8 | 0 |
| Kinney | 1 | 21 | 21.0 | 21 | 0 |
| Schobel | 1 | 12 | 12.0 | 12 | 0 |
| Titans | 79 | 1558 | 19.7 | 45 | 0 |
| Opponents | 69 | 1389 | 20.1 | 35 | 0 |

| FIELD GOALS | 1-19 | 20-29 | 30-39 | 40-49 | 50+ |
|------------------|------------|--------------|------------|-------------|------------|
| Anderson | 0/0 | 4/5 | 4/4 | 9/12 | 0/1 |
| Hentrich | 0/0 | 0/0 | 0/0 | 0/0 | 1/3 |
| Elling TM | 0/0 | 1/1 | 0/1 | 0/0 | 0/0 |
| Titans | 0/0 | 5/6 | 4/5 | 9/12 | 1/4 |
| Opponents | 0/0 | 12/12 | 5/7 | 3/6 | 3/3 |

Anderson: () (39G) (26G, 40G) (24G) (36G, 38G, 42B) (40G) (40G) (23G, 45G) (33G) (41G) () (45G, 43G) (50N, 27G) (41N) (44G, 43G) (40G, 27B)

Henrich: () () () () () () () (58N, 52B) () () () () (50G) ()

Team: (33N, 22G) (39G) (26G, 40G) (24G) (36G, 38G, 42B) (40G) (40G) (23G, 45G) (58N, 33G, 52B) (41G) () (45G, 43B) (50N, 27G) (41N) (44G, 43G, 50G) (40G, 27B)

Opponents: (46N) (28G) () (31G) (39G, 53G) (21G, 50G) (29G, 29G) (28G, 50G) (39G) (29G) (35G, 48G, 44N) (29G, 41B) (47G, 20G, 37G) () (42G) (22G, 34N, 22G, 30G) (26G, 26G)

SACKS
Carter 6.0, Bulluck 5.0, Long 5.0, Starks 4.5, LaBoy 3.5, Hall 2.5, Odom 2.0, Haynesworth 1.0, Williams 1.0, Schulters 1.0, McGarrahan 0.5
Titans 32.0, Opponents 44.0

TACKLES (Solo-Assists-Total)
 Bulluck (108-63-171), Kassell (83-45-128), Carter (40-42-82),
 Hall (42-30-72), Thompson (56-7-63), Haynesworth (39-23-
 62), Starks (28-25-53), Williams (42-10-52), Long (31-17-48),
 Odom (21-22-43), Dyson (34-6-40), Woolfolk (35-5-40), LaBoy
 (18-16-34), Nickey (28-6-34), Waddell (29-2-31), McGarrahan

(26-3-29), Rolle (24-2-26), Ena (15-10-25), Boiman (7-17-24), Clauss (9-8-17), Schobel (10-5-15), Calmus (11-4-15), Schulters (12-0-12), Gardner (9-1-10), Thomas (5-2-7), Reynolds (4-1-5), Beckham (5-0-5), Amato (3-1-4)

Team Totals: 774-373-1,147

| | |
|----|----------------------------------|
| WR | Derrick Mason (85) |
| LT | Brad Hopkins (72) |
| LG | Jacob Bell (60) |
| C | Justin Hartwig (77) |
| RG | Benji Olson (75) |
| RT | Fred Miller (71) |
| TE | Erron Kinney (88) |
| WR | Drew Bennett (83) |
| FB | Robert Holcombe (35) |
| QB | Steve McNair (9)/Billy Volek (7) |
| RB | Chris Brown (29) |

| | |
|-----|-------------------------|
| LE | Antwan Odom (98) |
| LT | Kevin Carter (93) |
| RT | Albert Haynesworth (92) |
| RE | Carlos Hall (97) |
| LLB | Rocky Boiman (50) |
| MLB | Brad Kassell (55) |
| RLB | Keith Bulluck (53) |
| LCB | Andre Dyson (22) |
| RCB | Samari Rolle (21) |
| SS | Tank Williams (25) |
| FS | Lamont Thompson (28) |

| | |
|---|---------------------|
| K | Gary Anderson (1) |
| P | Craig Hentrich (15) |

All-Pro

GM: Floyd Reese; **Head Coach:** Jeff Fisher
Asst. Coaches: Mike Heimerdinger (off. coord.), Jim Schwartz (def. coord.), George Henshaw (asst. head coach/off.), Dave McGinnis (LB), Chuck Cecil (S/Nickel), Ned James (off. asst.), Craig Johnson (QB), Alan Lowry (ST), Mike Munchak (OL), Sherman Smith (RB), Steve Walters (WR), Jim Washburn (DB), Steve Watterson (strength & rehab.), Everett Withers (DL)

| AFC EAST | W | L | T | Pct |
|------------------|----------|-----------|----------|-------------|
| New England | 14 | 2 | 0 | .875 |
| * N.Y. Jets | 10 | 6 | 0 | .625 |
| Buffalo | 9 | 7 | 0 | .562 |
| Miami | 4 | 12 | 0 | .250 |
| AFC NORTH | W | L | T | Pct |
| Pittsburgh | 15 | 1 | 0 | .938 |
| Baltimore | 9 | 7 | 0 | .562 |
| Cincinnati | 8 | 8 | 0 | .500 |
| Cleveland | 4 | 12 | 0 | .250 |
| AFC SOUTH | W | L | T | Pct |
| Indianapolis | 12 | 4 | 0 | .750 |
| Jacksonville | 9 | 7 | 0 | .562 |
| Houston | 7 | 9 | 0 | .438 |
| Tennessee | 5 | 11 | 0 | .312 |
| AFC WEST | W | L | T | Pct |
| San Diego | 13 | 3 | 0 | .812 |
| * Denver | 10 | 6 | 0 | .625 |
| Kansas City | 7 | 9 | 0 | .438 |
| Oakland | 5 | 11 | 0 | .312 |

| NFC EAST | | W | L | T | Pct |
|-----------|---------------|----|----|---|------|
| | Philadelphia | 13 | 3 | 0 | .812 |
| | N.Y. Giants | 6 | 10 | 0 | .375 |
| | Dallas | 6 | 10 | 0 | .375 |
| | Washington | 6 | 10 | 0 | .375 |
| NFC NORTH | | W | L | T | Pct |
| | Green Bay | 10 | 6 | 0 | .625 |
| * | Minnesota | 8 | 8 | 0 | .500 |
| | Detroit | 6 | 10 | 0 | .375 |
| | Chicago | 5 | 11 | 0 | .312 |
| NFC SOUTH | | W | L | T | Pct |
| | Atlanta | 11 | 5 | 0 | .688 |
| | New Orleans | 8 | 8 | 0 | .500 |
| | Carolina | 7 | 9 | 0 | .438 |
| | Tampa Bay | 5 | 11 | 0 | .312 |
| NFC WEST | | W | L | T | Pct |
| | Seattle | 9 | 7 | 0 | .562 |
| * | St. Louis | 8 | 8 | 0 | .500 |
| | Arizona | 6 | 10 | 0 | .375 |
| | San Francisco | 2 | 14 | 0 | .125 |

* Wild Card for Playoffs

2003 SEASON (12-4 REGULAR SEASON, 1-1 PLAYOFFS) • 2ND PLACE AFC SOUTH

| DATE | OPPONENT | SCORE | W/L | ATT |
|---------|-----------------|-------|-----|--------|
| Sep. 7 | OAKLAND | 25-20 | W | 68,809 |
| Sep.14 | at Indianapolis | 7-33 | L | 59,999 |
| Sep. 21 | NEW ORLEANS | 27-12 | W | 68,809 |
| Sep. 28 | at Pittsburgh | 30-13 | W | 63,244 |
| Oct. 5 | at New England | 30-38 | L | 68,436 |
| Oct. 12 | HOUSTON | 38-17 | W | 68,809 |
| Oct. 19 | at Carolina | 37-17 | W | 72,851 |
| Oct. 26 | at Jacksonville | 30-17 | W | 55,918 |
| Nov. 2 | BYE | | | |
| Nov. 9 | MIAMI | 31-7 | W | 68,809 |
| Nov. 16 | JACKSONVILLE | 10-3 | W | 68,809 |
| Nov. 23 | at Atlanta | 38-31 | W | 70,891 |
| Dec.1 | at NY Jets | 17-24 | L | 77,710 |
| Dec. 7 | INDIANAPOLIS | 27-29 | L | 68,809 |
| Dec. 14 | BUFFALO | 28-26 | W | 68,809 |
| Dec. 21 | at Houston | 27-24 | W | 70,758 |
| Dec. 28 | TAMPA BAY | 33-13 | W | 68,809 |
| Jan. 3 | at Baltimore | 20-17 | W | 69,452 |
| Jan. 10 | at New England | 14-17 | L | 68,436 |

* Overtime

| | TITANS | OPP |
|--------------------|---------|---------|
| Total First Downs | 310 | 275 |
| Rushing | 84 | 79 |
| Passing | 211 | 167 |
| Penalty | 15 | 29 |
| 3rd Down: Made/Att | 86/211 | 51/184 |
| 3rd Down Pct. | 40.8 | 27.7 |
| 4th Down: Made/Att | 6/14 | 11/18 |
| 4th Down Pct. | 42.9 | 61.1 |
| Possession Avg. | 32:52 | 27:08 |
| Total Net Yards | 5501 | 4901 |
| Avg. Per Game | 343.8 | 306.3 |
| Total Plays | 1013 | 926 |
| Avg. Per Play | 5.4 | 5.3 |
| Net Yards Rushing | 1623 | 1295 |
| Avg. Per Game | 101.4 | 80.9 |
| Total Rushes | 486 | 342 |
| Avg. Per Play | 3.3 | 3.8 |
| Net Yards Passing | 3878 | 3606 |
| Avg. Per Game | 242.4 | 225.4 |
| Sacked/Yards Lost | 25/153 | 38/223 |
| Gross Yards | 4031 | 3829 |
| Att./Comp. | 502/315 | 546/332 |
| Completion Pct. | 62.7 | 60.8 |
| Had Intercepted | 9 | 21 |
| Punts/Average | 71/43.9 | 78/42.2 |
| Net Punting Avg. | 71/37.8 | 78/35.9 |
| Penalties/Yards | 110/887 | 96/793 |
| Fumbles/Ball Lost | 24/12 | 21/13 |
| Touchdowns | 48 | 35 |
| Rushing | 11 | 10 |
| Passing | 30 | 20 |
| Returns | 7 | 5 |

| BY PERIODS | 1 | 2 | 3 | 4 | OT | PTS |
|------------|-----|-----|----|-----|----|-----|
| Titans | 103 | 120 | 82 | 130 | 0 | 435 |
| Opponents | 52 | 75 | 75 | 122 | 0 | 324 |

| SCORING | TD | RU | PA | RT | PAT | FG | S | TP |
|-----------|----|----|----|----|-------|-------|---|-----|
| Anderson | 0 | 0 | 0 | 0 | 42/42 | 27/31 | 0 | 123 |
| Mason | 8 | 0 | 8 | 0 | | | 0 | 48 |
| McCareins | 8 | 0 | 7 | 1 | | | 0 | 48 |
| George | 5 | 5 | 0 | 0 | | | 0 | 30 |
| Calico | 4 | 0 | 4 | 0 | | | 0 | 26 |
| McNair | 4 | 4 | 0 | 0 | | | 0 | 26 |
| Bennett | 4 | 0 | 4 | 0 | | | 0 | 24 |
| Kinney | 4 | 0 | 3 | 1 | | | 0 | 24 |
| Holcombe | 2 | 1 | 1 | 0 | | | 0 | 14 |
| Hentrich | 0 | 0 | 0 | 0 | 1/1 | 4/5 | 0 | 13 |
| Dyson | 2 | 0 | 0 | 2 | | | 0 | 12 |
| Wycheck | 2 | 0 | 2 | 0 | | | 0 | 12 |
| Boiman | 1 | 0 | 0 | 1 | | | 1 | 8 |
| Berlin | 1 | 0 | 1 | 0 | | | 0 | 6 |
| Bulluck | 1 | 0 | 0 | 1 | | | 0 | 6 |
| Rolle | 1 | 0 | 0 | 1 | | | 0 | 6 |
| Volek | 1 | 1 | 0 | 0 | | | 0 | 6 |
| Nedney | 0 | 0 | 0 | 0 | 0/1 | 1/1 | 0 | 3 |
| Titans | 48 | 11 | 30 | 7 | 43/44 | 32/37 | 1 | 435 |
| Opponents | 35 | 10 | 20 | 5 | 34/34 | 26/30 | 0 | 324 |

2-Pt Conversions: Calico, McNair, Holcombe,
Titans 3-4, Opponents 0-1

| RUSHING | No | Yds | Avg | Lg | TD |
|----------|-----|------|-----|----|----|
| George | 312 | 1031 | 3.3 | 27 | 5 |
| Brown | 56 | 221 | 3.9 | 28 | 0 |
| Holcombe | 63 | 201 | 3.2 | 21 | 1 |
| McNair | 38 | 138 | 3.6 | 23 | 4 |

| PASSING | Att | Cmp | Pct | Yards | Yds/Att | TD | Int | Lg | Sk/Yds | Rating |
|-----------|-----|-----|-------|-------|---------|----|-----|-----|--------|--------|
| McNair | 400 | 250 | 62.5 | 3215 | 8.04 | 24 | 7 | 73 | 19/108 | 100.4 |
| Volek | 69 | 44 | 63.8 | 545 | 7.90 | 4 | 1 | 50t | 6/45 | 101.4 |
| O'Donnell | 27 | 18 | 66.7 | 232 | 8.59 | 2 | 1 | 34t | 0/0 | 102.7 |
| Hentrich | 5 | 2 | 40.0 | 25 | 5.00 | 0 | 0 | 15 | 0/0 | 56.3 |
| Bennett | 1 | 1 | 100.0 | 14 | 14.00 | 0 | 0 | 14 | 0/0 | 118.8 |
| Titans | 502 | 315 | 62.7 | 4031 | 8.03 | 30 | 9 | 73 | 25/153 | 100.3 |
| Opponents | 546 | 332 | 60.8 | 3829 | 7.01 | 20 | 21 | 86t | 38/223 | 78.2 |

| | | | | | |
|-----------|-----|------|------|----|----|
| McCareins | 1 | 13 | 13.0 | 13 | 0 |
| Mason | 3 | 11 | 3.7 | 7 | 0 |
| Calico | 1 | 5 | 5.0 | 5 | 0 |
| Volek | 11 | 4 | 0.4 | 5 | 1 |
| O'Donnell | 1 | -1 | -1.0 | -1 | 0 |
| Titans | 486 | 1623 | 3.3 | 28 | 11 |
| Opponents | 342 | 1295 | 3.8 | 42 | 10 |

| RECEIVING | No | Yds | Avg | Lg | TD |
|------------|-----|------|------|-----|----|
| Mason | 95 | 1303 | 13.7 | 50t | 8 |
| McCareins | 47 | 813 | 17.3 | 73 | 7 |
| Kinney | 41 | 381 | 9.3 | 28 | 3 |
| Bennett | 32 | 504 | 15.8 | 48 | 4 |
| George | 22 | 163 | 7.4 | 22 | 0 |
| Holcombe | 19 | 121 | 6.4 | 11 | 1 |
| Calico | 18 | 297 | 16.5 | 45 | 4 |
| Wycheck | 17 | 165 | 9.7 | 25 | 2 |
| Meier | 13 | 159 | 12.2 | 27 | 0 |
| Brown | 8 | 61 | 7.6 | 11 | 0 |
| Berlin | 1 | 50 | 50.0 | 50t | 1 |
| McGarrahan | 1 | 10 | 10.0 | 10 | 0 |
| McNair | 1 | 4 | 4.0 | 4 | 0 |
| Titans | 315 | 4031 | 12.8 | 73 | 30 |
| Opponents | 332 | 3829 | 11.5 | 86t | 20 |

| INTERCEPTIONS | No | Yds | Avg | Lg | TD |
|---------------|----|-----|------|-----|----|
| Rolle | 6 | 141 | 23.5 | 52 | 0 |
| Dyson | 4 | 62 | 15.5 | 51t | 2 |
| Boiman | 2 | 70 | 35.0 | 60t | 1 |
| Calmus | 2 | 26 | 13.0 | 15 | 0 |
| Bulluck | 2 | 9 | 4.5 | 9 | 0 |
| Tank Williams | 2 | 0 | 0.0 | 0 | 0 |
| Woolfolk | 1 | 4 | 4.0 | 4 | 0 |
| Beckham | 1 | 0 | 0.0 | 0 | 0 |
| Kearse | 1 | 0 | 0.0 | 0 | 0 |
| Titans | 21 | 312 | 14.9 | 60t | 3 |
| Opponents | 9 | 264 | 29.3 | 95t | 3 |

| PUNTING | No | Yds | Avg | Net | TB | In | Lg | B |
|-----------|----|------|------|------|----|----|----|---|
| Hentrich | 71 | 3117 | 43.9 | 37.8 | 8 | 26 | 58 | 0 |
| Titans | 71 | 3117 | 43.9 | 37.8 | 8 | 26 | 58 | 0 |
| Opponents | 78 | 3290 | 42.2 | 35.9 | 3 | 24 | 65 | 0 |

| PUNT RETURNS | No | FC | Yds | Avg | Lg | TD |
|--------------|----|----|-----|------|-----|----|
| McCareins | 29 | 17 | 330 | 11.4 | 58t | 1 |
| Mason | 8 | 5 | 99 | 12.4 | 21 | 0 |
| Titans | 37 | 22 | 429 | 11.6 | 58t | 1 |
| Opponents | 30 | 13 | 276 | 9.2 | 59t | 1 |

| KICKOFF RETURNS | No | Yds | Avg | Lg | TD |
|-----------------|----|------|------|----|----|
| Schifino | 35 | 703 | 20.1 | 39 | 0 |
| McCareins | 13 | 256 | 19.7 | 25 | 0 |
| Mason | 5 | 106 | 21.2 | 34 | 0 |
| Jackson | 3 | 77 | 25.7 | 31 | 0 |
| Berlin | 4 | 73 | 18.3 | 25 | 0 |
| Holcombe | 4 | 38 | 9.5 | 20 | 0 |
| Kinney | 3 | 37 | 12.3 | 17 | 0 |
| Meier | 1 | 9 | 9.0 | 9 | 0 |
| Titans | 68 | 1299 | 19.1 | 39 | 0 |
| Opponents | 81 | 1521 | 18.8 | 71 | 0 |

| FIELD GOALS | 1-19 | 20-29 | 30-39 | 40-49 | 50+ |
|-------------|------|-------|-------|-------|-----|
| Anderson | 0/0 | 5/5 | 12/12 | 10/14 | 0/0 |
| Hentrich | 0/0 | 0/0 | 2/2 | 2/2 | 0/1 |
| Nedney | 0/0 | 0/0 | 0/0 | 0/0 | 1/1 |
| Titans | 0/0 | 5/5 | 14/14 | 12/16 | 1/2 |
| Opponents | 0/0 | 11/11 | 6/9 | 8/9 | 1/1 |

Anderson: () () (22G, 43G) () (43G, 46N, 33G, 37G, 41G) (33G) (40G, 32G, 34G) (43G, 43G, 33G) (35G) (33G, 48N) (44N, 22G) (35G) (40G, 40G) (29G, 39G, 41N) (41G, 26G) (37G, 33G, 43G, 23G)
Hentrich: (49G, 34G, 33G) () () () (48G) () () () () () (52N) () () ()
Nedney: (50G) () () () () () () () () () () ()
Opponents: (47G, 47G) (29G, 41G, 23G, 48G) (31G) (26G, 23G, 30N) (34N, 39N, 48G) (29G) (53G) (49G) () (44N, 39G) (40G) (27G) (21G, 35G, 36G, 23G, 26G) (27G, 32G) (49G) (27G, 33G)

SACKS
Kearse 9.5, Carter 5.5, Smith 4.5, Thomas 4.0, Bulluck 3.0, Hall 3.0, Haynesworth 2.5, Boiman 1.5, Calmus 1.0, Long 1.0, McGarrahan 1.0, Schulters 1.0, Tank Williams 0.5,
Titans 38.0, Opponents 25.0

TACKLES (Solo-Assists-Total)
Bulluck (110-61-171), Sirmon (76-65-141), Schulters (68-21-89), Tank Williams (58-23-81), Carter (49-30-79), Smith (36-37-73), Kearse (40-27-67), Hall (42-24-66), Dyson (54-10-64), Calmus (34-27-61), Boiman (26-29-55), Haynesworth (25-24-49), Kassell

(23-18-41), Rolle (23-6-29), McGarrahan (20-7-27), Thomas (16-11-27), Atkins (11-9-20), Woolfolk (15-4-19), Beckham (16-1-17), Thompson (5-2-7), Echols (3-1-4), Long (2-0-2), Wells (1-0-1), Kramer (0-0-0), Nickey (0-0-0)
Team Totals: 753-437-1,190

| USUAL STARTING LINEUP | |
|-----------------------|-------------------------|
| OFFENSE | |
| WR | Derrick Mason (85) |
| TE | Erron Kinney (88) |
| LT | Brad Hopkins (72) |
| LG | Zach Piller (69) |
| C | Justin Hartwig (77) |
| RG | Benji Olson (75) |
| RT | Fred Miller (71) |
| TE | Frank Wycheck (89) |
| WR | Drew Bennett (83) |
| WR | Justin McCareins (86) |
| QB | Steve McNair (9) |
| RB | Eddie George (27) |
| DEFENSE | |
| LE | Kevin Carter (93) |
| LT | Robaire Smith (98) |
| RT | Albert Haynesworth (92) |
| RE | Jevon Kearse (90) |
| LLB | Peter Sirmon (59) |
| MLB | Rocky Calmus (54) |
| RLB | Keith Bulluck (53) |
| LCB | Andre Dyson (22) |
| RCB | Samari Rolle (21) |
| SS | Tank Williams (25) |
| FS | Lance Schulters (31) |
| SPECIALISTS | |
| K | Gary Anderson (1) |
| P | Craig Hentrich (15) |

NFL Co-MVP: Steve McNair
Pro Bowl
All-Pro

GM: Floyd Reese; Head Coach: Jeff Fisher
Asst. Coaches: Mike Heimerdinger (off. coord.), Jim Schwartz (def. coord.), George Henshaw (asst. head coach/off.), Gunther Cunningham (asst. head coach defense/LB), Chuck Cecil (def. asst.), Ned James (off. asst.), Craig Johnson (QB), Alan Lowry (ST), Mike Munchak (OL), Sherman Smith (RB), Steve Walters (WR), Jim Washburn (DL), Steve Watterson (strength & rehab.), Everett Withers (DB)

| AMERICAN FOOTBALL CONFERENCE STANDINGS | | | | |
|--|----|----|---|------|
| AFC EAST | W | L | T | Pct |
| New England | 14 | 2 | 0 | .875 |
| Miami | 10 | 6 | 0 | .625 |
| Buffalo | 6 | 10 | 0 | .375 |
| N.Y. Jets | 6 | 10 | 0 | .375 |
| AFC NORTH | W | L | T | Pct |
| Baltimore | 10 | 6 | 0 | .625 |
| Cincinnati | 8 | 8 | 0 | .500 |
| Pittsburgh | 6 | 10 | 0 | .375 |
| Cleveland | 5 | 11 | 0 | .312 |
| AFC SOUTH | W | L | T | Pct |
| Indianapolis | 12 | 4 | 0 | .750 |
| * Tennessee | 12 | 4 | 0 | .750 |
| Jacksonville | 5 | 11 | 0 | .312 |
| Houston | 5 | 11 | 0 | .312 |
| AFC WEST | W | L | T | Pct |
| Kansas City | 13 | 3 | 0 | .812 |
| * Denver | 10 | 6 | 0 | .625 |
| Oakland | 4 | 12 | 0 | .250 |
| San Diego | 4 | 12 | 0 | .250 |

| NATIONAL FOOTBALL CONFERENCE STANDINGS | | | | |
|--|----|----|---|------|
| NFC EAST | W | L | T | Pct |
| Philadelphia | 12 | 4 | 0 | .750 |
| * Dallas | 10 | 6 | 0 | .625 |
| Washington | 5 | 11 | 0 | .312 |
| N.Y. Giants | 4 | 12 | 0 | .250 |
| NFC NORTH | W | L | T | Pct |
| Green Bay | 10 | 6 | 0 | .625 |
| Minnesota | 9 | 7 | 0 | .562 |
| Chicago | 7 | 9 | 0 | .438 |
| Detroit | 5 | 11 | 0 | .312 |
| NFC SOUTH | W | L | T | Pct |
| Carolina | 11 | 5 | 0 | .688 |
| New Orleans | 8 | 8 | 0 | .500 |
| Tampa Bay | 7 | 9 | 0 | .438 |
| Atlanta | 5 | 11 | 0 | .312 |
| NFC WEST | W | L | T | Pct |
| St. Louis | 12 | 4 | 0 | .750 |
| * Seattle | 10 | 6 | 0 | .625 |
| San Francisco | 7 | 9 | 0 | .438 |
| Arizona | 4 | 12 | 0 | .250 |

* Wild Card for Playoffs

2002 SEASON (II-S REGULAR SEASON, I-I PLAYOFFS) • 1ST PLACE AFC SOUTH

| DATE | OPPONENT | SCORE | W/L | ATT |
|---------|-----------------|--------|-----|--------|
| Sep. 8 | PHILADELPHIA | 27-24 | W | 68,804 |
| Sep. 15 | at Dallas | 13-21 | L | 62,527 |
| Sep. 22 | CLEVELAND | 28-31* | L | 68,804 |
| Sep. 29 | at Oakland | 25-52 | L | 58,719 |
| Oct. 6 | WASHINGTON | 14-31 | L | 68,804 |
| Oct. 13 | JACKSONVILLE | 23-14 | W | 68,804 |
| Oct. 20 | BYE | | | |
| Oct. 27 | at Cincinnati | 30-24 | W | 52,822 |
| Nov. 3 | at Indianapolis | 23-15 | W | 56,752 |
| Nov. 10 | HOUSTON | 17-10 | W | 68,804 |
| Nov. 17 | PITTSBURGH | 31-23 | W | 68,804 |
| Nov. 24 | at Baltimore | 12-13 | L | 69,365 |
| Dec. 1 | at N.Y. Giants | 32-29* | W | 78,640 |
| Dec. 8 | INDIANAPOLIS | 27-17 | W | 68,804 |
| Dec. 16 | NEW ENGLAND | 24-7 | W | 68,809 |
| Dec. 22 | at Jacksonville | 28-10 | W | 51,033 |
| Dec. 29 | at Houston | 13-3 | W | 70,694 |
| Jan. 11 | PITTSBURGH | 34-31* | W | 68,809 |
| Jan. 19 | at Oakland | 24-41 | L | 62,544 |

* Overtime

| | TITANS | OPP |
|--------------------|---------|---------|
| Total First Downs | 312 | 297 |
| Rushing | 112 | 75 |
| Passing | 182 | 197 |
| Penalty | 18 | 25 |
| 3rd Down: Made/Att | 94/216 | 76/202 |
| 3rd Down Pct. | 43.5 | 37.6 |
| 4th Down: Made/Att | 9/16 | 9/18 |
| 4th Down Pct. | 56.3 | 50.0 |
| Possession Avg. | 32:47 | 27:13 |
| Total Net Yards | 5272 | 4964 |
| Avg. Per Game | 329.5 | 310.3 |
| Total Plays | 1032 | 974 |
| Avg. Per Play | 5.1 | 5.1 |
| Net Yards Rushing | 1952 | 1424 |
| Avg. Per Game | 122.0 | 89.0 |
| Total Rushes | 511 | 372 |
| Avg. Per Play | 3.8 | 3.8 |
| Net Yards Passing | 3320 | 3540 |
| Avg. Per Game | 207.5 | 221.3 |
| Sacked/Yards Lost | 21/121 | 40/213 |
| Gross Yards | 3441 | 3753 |
| Att./Comp. | 500/306 | 562/339 |
| Completion Pct. | 61.2 | 60.3 |
| Had Intercepted | 15 | 18 |
| Punts/Average | 66/41.3 | 77/41.6 |
| Net Punting Avg. | 66/33.9 | 77/36.2 |
| Penalties/Yards | 112/891 | 99/853 |
| Fumbles/Ball Lost | 20/10 | 22/11 |
| Touchdowns | 42 | 40 |
| Rushing | 16 | 7 |
| Passing | 22 | 27 |
| Returns | 4 | 6 |

| BY PERIODS | 1 | 2 | 3 | 4 | OT | PTS |
|------------|----|-----|----|-----|----|-----|
| Titans | 76 | 127 | 67 | 94 | 3 | 367 |
| Opponents | 72 | 71 | 68 | 110 | 3 | 324 |

| SCORING | TD | RU | PA | RT | PAT | FG | S | TP |
|-----------|----|----|----|----|-------|-------|---|-----|
| Nedney | 0 | 0 | 0 | 0 | 36/36 | 25/31 | 0 | 111 |
| George | 14 | 12 | 2 | 0 | | | 0 | 86 |
| Mason | 5 | 0 | 5 | 0 | | | 0 | 30 |
| K. Dyson | 4 | 0 | 4 | 0 | | | 0 | 24 |
| Simon | 4 | 1 | 3 | 0 | | | 0 | 24 |
| McNair | 3 | 3 | 0 | 0 | | | 0 | 20 |
| Bennett | 2 | 0 | 2 | 0 | | | 0 | 12 |
| McCareins | 2 | 0 | 2 | 0 | | | 0 | 12 |
| Wycheck | 2 | 0 | 2 | 0 | | | 0 | 12 |
| Bulluck | 1 | 0 | 0 | 1 | | | 0 | 6 |
| Coady | 1 | 0 | 0 | 1 | | | 0 | 6 |
| A. Dyson | 1 | 0 | 0 | 1 | | | 0 | 6 |
| Green | 1 | 0 | 1 | 0 | | | 0 | 6 |
| Meier | 1 | 0 | 1 | 0 | | | 0 | 6 |
| Simron | 1 | 0 | 0 | 1 | | | 0 | 6 |
| Titans | 42 | 16 | 22 | 4 | 36/36 | 25/31 | 0 | 367 |
| Opponents | 40 | 7 | 27 | 6 | 36/36 | 14/21 | 0 | 324 |

2-Pt Conversions: George, McNair, Titans 2-6, Opponents 3-4

| RUSHING | No | Yds | Avg | Lg | TD |
|-----------|-----|------|-----|----|----|
| George | 343 | 1165 | 3.4 | 35 | 12 |
| McNair | 82 | 440 | 5.4 | 26 | 3 |
| Holcombe | 47 | 242 | 5.1 | 39 | 0 |
| Green | 21 | 71 | 3.4 | 12 | 0 |
| McCareins | 2 | 18 | 9.0 | 16 | 0 |
| Simon | 9 | 18 | 2.0 | 13 | 1 |
| Hentrich | 1 | 5 | 5.0 | 5 | 0 |

| PASSING | Att | Cmp | Pct | Yards | Yds/Att | TD | Int | Lg | Sk/Yds | Rating |
|-----------|-----|-----|-------|-------|---------|----|-----|----|--------|--------|
| McNair | 492 | 301 | 61.2 | 3387 | 6.88 | 22 | 15 | 55 | 21/121 | 84.0 |
| O'Donnell | 5 | 3 | 60.0 | 24 | 4.80 | 0 | 0 | 0 | 0/0 | 72.1 |
| Wycheck | 2 | 1 | 50.0 | 13 | 6.50 | 0 | 0 | 13 | 0/0 | 70.8 |
| Hentrich | 1 | 1 | 100.0 | 17 | 17.0 | 0 | 0 | 17 | 0/0 | 118.8 |
| Titans | 500 | 306 | 61.2 | 3441 | 6.88 | 22 | 15 | 55 | 21/121 | 83.9 |
| Opponents | 562 | 339 | 60.3 | 3753 | 6.68 | 27 | 18 | 75 | 40/213 | 82.8 |

| | | | | | |
|-----------|-----|------|------|----|----|
| Comella | 1 | 0 | 0.0 | 0 | 0 |
| O'Donnell | 3 | -3 | -1.0 | -1 | 0 |
| K. Dyson | 2 | -4 | -2.0 | 5 | 0 |
| Titans | 511 | 1952 | 3.8 | 39 | 16 |
| Opponents | 372 | 1424 | 3.8 | 42 | 7 |

| RECEIVING | No | Yds | Avg | Lg | TD |
|-----------|-----|------|------|-----|----|
| Mason | 79 | 1012 | 12.8 | 40 | 5 |
| K. Dyson | 41 | 460 | 11.2 | 40 | 4 |
| Wycheck | 40 | 346 | 8.7 | 19 | 2 |
| George | 36 | 255 | 7.1 | 14t | 2 |
| Bennett | 33 | 478 | 14.5 | 53 | 2 |
| McCareins | 19 | 301 | 15.8 | 55 | 2 |
| Simon | 16 | 167 | 10.4 | 42t | 3 |
| Kinney | 13 | 173 | 13.3 | 31 | 0 |
| Holcombe | 10 | 91 | 9.1 | 18 | 0 |
| Comella | 10 | 70 | 7.0 | 17 | 0 |
| Green | 7 | 57 | 8.1 | 21 | 1 |
| Meier | 1 | 17 | 17.0 | 17t | 1 |
| Berlin | 1 | 14 | 14.0 | 14 | 0 |
| Titans | 306 | 3441 | 11.2 | 55 | 22 |
| Opponents | 339 | 3753 | 11.1 | 75 | 27 |

| INTERCEPTIONS | No | Yds | Avg | Lg | TD |
|---------------|----|-----|------|-----|----|
| Schulters | 6 | 56 | 9.3 | 28 | 0 |
| Simron | 3 | 88 | 29.3 | 32t | 1 |
| A. Dyson | 3 | 27 | 9.0 | 16t | 1 |
| Rolle | 2 | 0 | 0.0 | 0 | 0 |
| Coady | 1 | 24 | 24.0 | 24t | 1 |
| Bulluck | 1 | 5 | 5.0 | 5 | 0 |
| Williams | 1 | 0 | 0.0 | 0 | 0 |
| Mitchell | 1 | -2 | -2.0 | -2 | 0 |
| Titans | 18 | 198 | 11.0 | 32t | 3 |
| Opponents | 15 | 179 | 11.9 | 82t | 2 |

| PUNTING | No | Yds | Avg | Net | TB | In | Lg | B |
|-----------|----|------|------|------|----|----|----|---|
| Hentrich | 65 | 2725 | 41.9 | 33.9 | 5 | 28 | 56 | 1 |
| Titans | 66 | 2725 | 41.3 | 33.9 | 5 | 28 | 56 | 1 |
| Opponents | 77 | 3202 | 41.6 | 36.2 | 10 | 22 | 61 | 1 |

| PUNT RETURNS | No | FC | Yds | Avg | Lg | TD |
|--------------|----|----|-----|------|-----|----|
| Simon | 13 | 6 | 113 | 8.7 | 30 | 0 |
| Mason | 9 | 12 | 60 | 6.7 | 21 | 0 |
| McCareins | 6 | 4 | 44 | 7.3 | 16 | 0 |
| Titans | 28 | 22 | 217 | 7.8 | 30 | 0 |
| Opponents | 28 | 19 | 390 | 13.9 | 83t | 3 |

| KICKOFF RETURNS | No | Yds | Avg | Lg | TD |
|-----------------|----|------|------|----|----|
| Simon | 20 | 371 | 18.6 | 29 | 0 |
| Berlin | 13 | 260 | 20.0 | 32 | 0 |
| McCareins | 13 | 300 | 23.1 | 48 | 0 |
| Kinney | 3 | 41 | 13.7 | 25 | 0 |
| Green | 1 | 10 | 10.0 | 10 | 0 |
| Titans | 50 | 982 | 19.6 | 48 | 0 |
| Opponents | 74 | 1482 | 20.0 | 54 | 0 |

| FIELD GOALS | 1-19 | 20-29 | 30-39 | 40-49 | 50+ |
|-------------|------|-------|-------|-------|-----|
| Nedney | 0/0 | 9/9 | 10/12 | 5/8 | 1/2 |
| Titans | 0/0 | 9/9 | 10/12 | 5/8 | 1/2 |
| Opponents | 1/2 | 3/3 | 5/7 | 4/6 | 1/3 |

Nedney: (33G, 47G) (37G, 53G) () () () (40G, 26G, 33G, 32N) (33G, 28G, 46G) (28G, 34G, 39G) (49N, 24G) (39N, 43G) (32G, 37G, 40G, 21G) (54N, 38G) (35G, 29G) (45N, 28G) (46N) (28G, 26G)
Opponents: (30G) () (52N, 33G) (28G) (31G) () (44G) (46N) (51G) (31N, 37N) (26G, 43G) (38G, 36G, 19G) (44G, 44N) () (24G) (50N, 19N, 42G)

SACKS
Carter 10.0, C. Hall 8.0, Ford 3.5, Smith 2.5, Kears 2.0, Schult-ers 2.0, Simron 2.0, Thornton 2.0, Williams 2.0, Bulluck 1.0, A. Dyson 1.0, Godfrey 1.0, Haynesworth 1.0, J. Thomas 1.0
Titans 40.0, Opponents 21.0

TACKLES (Solo-Assists-Total)
Bulluck (116-64-180), Simron (83-47-130), Schulters (75-19-94), Smith (41-32-73), Carter (42-29-71), Hall (43-27-70), Williams (55-14-69), A. Dyson (54-7-61), Haynesworth (31-24-55), Mitchell (40-11-51), Ford (24-21-45), Rolle (37-7-44), Godfrey (27-17-44), Thornton (21-23-44), Chamberlin (14-13-27), Echols (13-6-19), Thomas (11-5-16), Calmus (9-4-13), Aldridge (8-5-13), Coady (10-2-12), Kears 6 (5-5-11), Morris (7-2-9), Boiman (1-5-6), Beckham (1-0-1), Kassell (0-1-1)
Team Totals: 769-390-1159

USUAL STARTING LINEUP

OFFENSE

WR Derrick Mason (85)
TE/FB Erron Kinney (88)/Greg Comella (33)
LT Brad Hopkins (72)
LG Zach Piller (69)
C Gennaro DiNapoli (64)
RG Benji Olson (75)
RT Fred Miller (71)
TE Frank Wycheck (89)
WR Kevin Dyson (87)
QB Steve McNair (9)
RB Eddie George (27)

DEFENSE

LE Kevin Carter (93)
LT John Thornton (78)
RT Henry Ford (92)
RE Carlos Hall (97)
LLB Peter Sirmon (59)
MLB Randall Godfrey (56)
RLB Keith Bulluck (53)
LCB Andre Dyson (22)
RCB Samari Rolle (21)
SS Tank Williams (25)
FS Lance Schulters (31)

SPECIALISTS

K Joe Nedney (6)
P Craig Hentrich (15)

Pro Bowl

All-Pro

GM: Floyd Reese; Head Coach: Jeff Fisher
Asst. Coaches: Mike Heimerdinger (off. coord.), Jim Schwartz (def. coord.), George Henshaw (asst. head coach/off.), Gunther Cunningham (asst. head coach de-fense/LB), Chuck Cecil (def. asst.), Ned James (off. asst.), Craig Johnson (QB), Alan Lowry (ST), Mike Munchak (OL), Sherman Smith (RB), Steve Walters (WR), Jim Washburn (DL), Steve Watterson (strength & rehab.), Everett Withers (DB)

AMERICAN FOOTBALL CONFERENCE STANDINGS

| AFC EAST | W | L | T | Pct |
|----------------|----|----|---|------|
| N.Y. Jets | 9 | 7 | 0 | .562 |
| New England | 9 | 7 | 0 | .562 |
| Miami | 9 | 7 | 0 | .562 |
| Buffalo | 8 | 8 | 0 | .500 |
| AFC NORTH | W | L | T | Pct |
| Pittsburgh | 10 | 5 | 1 | .656 |
| * Cleveland | 9 | 7 | 0 | .562 |
| Baltimore | 7 | 9 | 0 | .438 |
| Cincinnati | 2 | 14 | 0 | .125 |
| AFC SOUTH | W | L | T | Pct |
| Tennessee | 11 | 5 | 0 | .688 |
| * Indianapolis | 10 | 6 | 0 | .625 |
| Jacksonville | 6 | 10 | 0 | .375 |
| Houston | 4 | 12 | 0 | .250 |
| AFC WEST | W | L | T | Pct |
| Oakland | 11 | 5 | 0 | .688 |
| Denver | 9 | 7 | 0 | .562 |
| San Diego | 8 | 8 | 0 | .500 |
| Kansas City | 8 | 8 | 0 | .500 |

NATIONAL FOOTBALL CONFERENCE STANDINGS

| NFC EAST | W | L | T | Pct |
|---------------|----|----|---|------|
| Philadelphia | 12 | 4 | 0 | .750 |
| * N.Y. Giants | 10 | 6 | 0 | .625 |
| Washington | 7 | 9 | 0 | .438 |
| Dallas | 5 | 11 | 0 | .312 |
| NFC NORTH | W | L | T | Pct |
| Green Bay | 12 | 4 | 0 | .750 |
| Minnesota | 6 | 10 | 0 | .375 |
| Chicago | 4 | 12 | 0 | .250 |
| Detroit | 3 | 13 | 0 | .188 |
| NFC SOUTH | W | L | T | Pct |
| Tampa Bay | 12 | 4 | 0 | .750 |
| * Atlanta | 9 | 6 | 1 | .594 |
| New Orleans | 9 | 7 | 0 | .562 |
| Carolina | 7 | 9 | 0 | .438 |
| NFC WEST | W | L | T | Pct |
| San Francisco | 10 | 6 | 0 | .625 |
| St. Louis | 7 | 9 | 0 | .438 |
| Seattle | 7 | 9 | 0 | .438 |
| Arizona | 5 | 11 | 0 | .312 |

* Wild Card for Playoffs

2001 SEASON (7-9 REGULAR SEASON, 0-0 PLAYOFFS) • 3RD PLACE AFC CENTRAL (TIED)

| DATE | OPPONENT | SCORE | W/L | ATT |
|------------|-----------------|--------|-----|--------|
| Sep. 9 | MIAMI | 23-31 | L | 68,798 |
| Sep. 23 | at Jacksonville | 6-13 | L | 65,994 |
| Sep. 30 | BYE | | | |
| Oct. 7 | at Baltimore | 7-26 | L | 69,494 |
| Oct. 14 | TAMPA BAY | 31-28* | W | 68,798 |
| Oct. 21 | at Detroit | 27-24 | W | 76,940 |
| Oct. 29 | at Pittsburgh | 7-34 | L | 63,763 |
| Nov. 4 | JACKSONVILLE | 28-24 | W | 68,798 |
| Nov. 12 | BALTIMORE | 10-16 | L | 68,798 |
| Nov. 18 | at Cincinnati | 20-7 | W | 63,865 |
| Nov. 25 | PITTSBURGH | 24-34 | L | 68,801 |
| Dec. 2 | at Cleveland | 31-15 | W | 72,818 |
| Dec. 9 | at Minnesota | 24-42 | L | 64,271 |
| Dec.16 | GREEN BAY | 26-20 | W | 68,804 |
| Dec. 22 | at Oakland | 13-10 | W | 61,934 |
| Dec. 30 | CLEVELAND | 38-41 | L | 68,798 |
| Jan. 6 | CINCINNATI | 21-23 | L | 68,798 |
| * Overtime | | | | |

| | TITANS | OPP |
|--------------------|----------|---------|
| Total First Downs | 288 | 300 |
| Rushing | 87 | 79 |
| Passing | 179 | 192 |
| Penalty | 22 | 29 |
| 3rd Down: Made/Att | 98/233 | 74/212 |
| 3rd Down Pct. | 42.1 | 34.9 |
| 4th Down: Made/Att | 2/15 | 7/14 |
| 4th Down Pct. | 13.3 | 50.0 |
| Possession Avg. | 31:29 | 28:31 |
| Total Net Yards | 5352 | 5515 |
| Avg. Per Game | 334.5 | 344.7 |
| Total Plays | 1026 | 996 |
| Avg. Per Play | 5.2 | 5.5 |
| Net Yards Rushing | 1794 | 1431 |
| Avg. Per Game | 112.1 | 89.4 |
| Total Rushes | 468 | 405 |
| Avg. Per Play | 3.8 | 3.5 |
| Net Yards Passing | 3558 | 4084 |
| Avg. Per Game | 222.4 | 255.3 |
| Sacked/Yards Lost | 43/309 | 32/175 |
| Gross Yards | 3867 | 4259 |
| Att./Comp. | 515/307 | 559/328 |
| Completion Pct. | 59.6 | 58.7 |
| Had Intercepted | 17 | 13 |
| Punts/Average | 85/42.0 | 82/41.3 |
| Net Punting Avg. | 85/37.0 | 82/35.7 |
| Penalties/Yards | 119/1025 | 88/832 |
| Fumbles/Ball Lost | 18/11 | 21/11 |
| Touchdowns | 39 | 46 |
| Rushing | 12 | 17 |
| Passing | 23 | 27 |
| Returns | 4 | 2 |

| BY PERIODS | 1 | 2 | 3 | 4 | OT | PTS |
|------------|----|-----|----|-----|----|-----|
| Titans | 84 | 73 | 90 | 86 | 3 | 336 |
| Opponents | 61 | 127 | 74 | 126 | 0 | 388 |

| SCORING | TD | RU | PA | RT | PAT | FG | S | TP |
|-----------|----|----|----|----|-------|-------|---|-----|
| Nedney | 0 | 0 | 0 | 0 | 34/35 | 20/28 | 0 | 94 |
| Mason | 10 | 0 | 9 | 1 | | | 0 | 62 |
| K. Dyson | 7 | 0 | 7 | 0 | | | 0 | 44 |
| George | 5 | 5 | 0 | 0 | | | 0 | 30 |
| McNair | 5 | 5 | 0 | 0 | | | 0 | 30 |
| Wycheck | 4 | 0 | 4 | 0 | | | 0 | 24 |
| Green | 2 | 1 | 1 | 0 | | | 0 | 12 |
| Mitchell | 2 | 0 | 0 | 2 | | | 0 | 12 |
| Bennett | 1 | 0 | 1 | 0 | | | 0 | 8 |
| Hicks | 1 | 1 | 0 | 0 | | | 0 | 6 |
| Kinney | 1 | 0 | 1 | 0 | | | 0 | 6 |
| Myers | 1 | 0 | 0 | 1 | | | 0 | 6 |
| Fisk | 0 | 0 | 0 | 0 | | | 1 | 2 |
| Titans | 38 | 12 | 23 | 4 | 34/35 | 20/28 | 1 | 336 |
| Opponents | 46 | 17 | 27 | 2 | 44/44 | 22/29 | 0 | 388 |

2-Pt Conversions: Mason, K. Dyson, Bennett, Titans 3-4, Opponents 1-2

| RUSHING | No | Yds | Avg | Lg | TD |
|-----------|-----|------|-----|-----|----|
| George | 315 | 939 | 3.0 | 27 | 5 |
| McNair | 75 | 414 | 5.5 | 24 | 5 |
| Hicks | 56 | 341 | 6.1 | 51 | 1 |
| Green | 15 | 71 | 4.7 | 21 | 1 |
| O'Donnell | 6 | 28 | 4.7 | 15 | 0 |
| Wycheck | 1 | 1 | 1.0 | 1 | 0 |
| Titans | 468 | 1794 | 3.8 | 51 | 12 |
| Opponents | 405 | 1431 | 3.5 | 48t | 17 |

| PASSING | Att | Cmp | Pct | Yards | Yds/Att | TD | Int | Lg | Sk/Yds | Rating |
|-----------|-----|-----|-------|-------|---------|----|-----|-----|--------|--------|
| McNair | 431 | 264 | 61.3 | 3350 | 7.77 | 21 | 12 | 71t | 37/251 | 90.2 |
| O'Donnell | 76 | 42 | 55.3 | 496 | 6.53 | 2 | 2 | 35t | 6/58 | 73.1 |
| Volek | 3 | 0 | 0.0 | 0 | 0.00 | 0 | 0 | 0 | 0/0 | 39.6 |
| Green | 2 | 0 | 0.0 | 0 | 0.00 | 0 | 2 | 0 | 0/0 | 0.0 |
| Hentrich | 2 | 0 | 0.0 | 0 | 0.00 | 0 | 1 | 0 | 0/0 | 0 |
| Wycheck | 1 | 1 | 100.0 | 21 | 21.00 | 0 | 0 | 21 | 0/0 | 118.8 |
| Titans | 515 | 307 | 59.6 | 3867 | 7.51 | 23 | 17 | 71t | 43/309 | 84.2 |
| Opponents | 559 | 328 | 58.7 | 4259 | 7.62 | 27 | 13 | 78 | 32/175 | 89.1 |

| RECEIVING | No | Yds | Avg | Lg | TD |
|-----------|-----|------|------|-----|----|
| Mason | 73 | 1128 | 15.5 | 71t | 9 |
| Wycheck | 60 | 672 | 11.2 | 30 | 4 |
| K. Dyson | 54 | 825 | 15.3 | 68t | 7 |
| George | 37 | 279 | 7.5 | 25 | 0 |
| Kinney | 25 | 263 | 10.5 | 24 | 1 |
| Bennett | 24 | 329 | 13.7 | 50 | 1 |
| Green | 12 | 64 | 5.3 | 10 | 1 |
| Sanders | 5 | 74 | 14.8 | 22 | 0 |
| Hicks | 5 | 22 | 4.4 | 9 | 0 |
| McCareins | 3 | 88 | 29.3 | 36 | 0 |
| Meier | 3 | 31 | 10.3 | 18 | 0 |
| Natkin | 2 | 42 | 21.0 | 27 | 0 |
| Berlin | 2 | 28 | 14.0 | 19 | 0 |
| Coleman | 1 | 19 | 19.0 | 19 | 0 |
| Ours | 1 | 3 | 3.0 | 3 | 0 |
| Titans | 307 | 3867 | 12.6 | 71t | 23 |
| Opponents | 328 | 4259 | 13.0 | 78 | 27 |

| INTERCEPTIONS | No | Yds | Avg | Lg | TD |
|---------------|----|-----|------|-----|----|
| A. Dyson | 3 | 36 | 12.0 | 36 | 0 |
| Rolle | 3 | 3 | 1.0 | 3 | 0 |
| Bulluck | 2 | 21 | 10.5 | 21 | 0 |
| Robinson | 2 | 13 | 6.5 | 13 | 0 |
| Godfrey | 1 | 5 | 5.0 | 5 | 0 |
| Booker | 1 | 0 | 0.0 | 0 | 0 |
| Favors | 1 | 0 | 0.0 | 0 | 0 |
| Titans | 13 | 78 | 6.0 | 36 | 0 |
| Opponents | 17 | 163 | 9.6 | 45t | 2 |

| PUNTING | No | Yds | Avg | Net | TB | In | Lg | B |
|-----------|----|------|------|------|----|----|----|---|
| Hentrich | 85 | 3567 | 42.0 | 37.0 | 8 | 28 | 70 | 0 |
| Titans | 85 | 3567 | 42.0 | 37.0 | 8 | 28 | 70 | 0 |
| Opponents | 82 | 3388 | 41.3 | 35.7 | 9 | 25 | 58 | 1 |

| PUNT RETURNS | No | FC | Yds | Avg | Lg | TD |
|--------------|----|----|-----|------|----|----|
| Mason | 20 | 19 | 128 | 6.4 | 20 | 0 |
| J. Walker | 14 | 4 | 125 | 8.9 | 36 | 0 |
| McCareins | 2 | 0 | 29 | 14.5 | 18 | 0 |
| Titans | 36 | 23 | 282 | 7.8 | 36 | 0 |
| Opponents | 36 | 20 | 264 | 7.3 | 31 | 0 |

| KICKOFF RETURNS | No | Yds | Avg | Lg | TD |
|-----------------|----|------|------|------|----|
| Mason | 34 | 748 | 22.0 | 101t | 1 |
| Berlin | 13 | 253 | 19.5 | 32 | 0 |
| Coleman | 11 | 251 | 22.8 | 34 | 0 |
| McCareins | 4 | 70 | 17.5 | 21 | 0 |
| J. Walker | 3 | 33 | 11.0 | 19 | 0 |
| Green | 2 | 20 | 10.0 | 12 | 0 |
| Bennett | 1 | 11 | 11.0 | 11 | 0 |
| Kinney | 1 | 13 | 13.0 | 13 | 0 |
| Long | 1 | 10 | 10.0 | 10 | 0 |
| Rolle | 1 | 3 | 3.0 | 3 | 0 |
| Titans | 71 | 1413 | 19.9 | 101t | 1 |
| Opponents | 57 | 1418 | 24.9 | 81 | 0 |

| FIELD GOALS | 1-19 | 20-29 | 30-39 | 40-49 | 50+ |
|-------------|------|-------|-------|-------|-----|
| Nedney | 0/0 | 6/6 | 5/5 | 8/15 | 1/2 |
| Titans | 0/0 | 6/6 | 5/5 | 8/15 | 1/2 |
| Opponents | 0/0 | 4/4 | 15/17 | 2/7 | 1/1 |

Nedney: (51G) (47N, 22G, 43G) (46N) (44G, 45G, 47N, 49G) (38G, 4G, 30G, 46G) (48N) (51N, 46G) (48N, 27G) (41G, 37G) (49G) (29G) (37G) (44N, 24G) (22G, 21G) (31G) () Opponents: (37G) (35G, 37N, 39G) (26G, 25G) () (40B, 23G) (48N, 42G, 27G) (38G) (31G, 33G, 30G) () (39G, 47N, 37G) () (33G, 54G) (40N, 35G, 33N, 42N) (30G, 44G) (30G, 33G, 34G)

SACKS Kearsce 10.0, Evans 5.5, Fisk 2.5, Carter 2.0, Rolle 2.0, Smith 2.0, Favors 1.5, Morris 1.5, Bulluck 1.0, Chamberlin 1.0, Ford 1.0, Godfrey 1.0, Robinson 1.0 Titans 32.0, Opponents 43.0

TACKLES (Solo-Assists-Total) Godfrey (79-32-111), Robinson (58-43-101) Phenix (63-24-87), Evans (53-24-77), Fisk (38-30-68), Kearsce (39-25-64), Bulluck (35-29-64), Carter (39-22-61), Favors (34-27-61), A. Dyson (52-6-58), Rolle (52-4-56), Morris (34-12-46), Ford (24-20-44), Jenkins (12-3-15), Porter (26-5-31), Bishop (22-5-27), Mitchell (22-3-25), Salave'a (6-12-18), J. Walker (8-9-17), Smith (8-8-16), Chamberlin (12-3-15), Booker (6-2-8), Myers (2-2-4), Thomas (2-1-3), Green (1-0-1) Team Totals: 751-352-1103

USUAL STARTING LINEUP

OFFENSE WR Derrick Mason (85) TE/FB Erron Kinney (88) LT Brad Hopkins (72) LG Zach Piller (69) C Bruce Matthews (74) RG Benji Olson (75) RT Fred Miller (71) TE Frank Wycheck (89) WR Kevin Dyson (87) QB Steve McNair (9) RB Eddie George (27)

DEFENSE LE Kevin Carter (93) LT Josh Evans (91) RT Jason Fisk (97) RE Jevon Kearse (90) LLB Greg Favors (51) MLB Randall Godfrey (56) RLB Eddie Robinson (55) LCB Andre Dyson (22) RCB Samari Rolle (21) SS Aric Morris (28) FS Perry Phenix (35)

SPECIALISTS K Joe Nedney (6) P Craig Hentrich (15)

Pro Bowl All-Pro

GM: Floyd Reese; Head Coach: Jeff Fisher Asst. Coaches: Mike Heimerdinger (off. coord.), Jim Schwartz (def. coord.), George Henshaw (asst. head coach/off.), Gunther Cunningham (asst. head coach defense/LB), Chuck Cecil (def. asst.), Craig Johnson (off. asst.), Alan Lowry (ST), Mike Munchak (OL), Sherman Smith (RB), Steve Walters (WR), Jim Washburn (DL), Steve Watterson (strength & rehab.), Everett Withers (DB)

AMERICAN FOOTBALL CONFERENCE STANDINGS

| AFC EAST | W | L | T | Pct |
|--------------|----|----|---|------|
| New England | 11 | 5 | 0 | .688 |
| * Miami | 11 | 5 | 0 | .688 |
| * N.Y. Jets | 10 | 6 | 0 | .625 |
| Indianapolis | 6 | 10 | 0 | .375 |
| Buffalo | 3 | 13 | 0 | .188 |
| AFC CENTRAL | W | L | T | Pct |
| Pittsburgh | 13 | 3 | 0 | .812 |
| * Baltimore | 10 | 6 | 0 | .625 |
| Cleveland | 7 | 9 | 0 | .438 |
| Tennessee | 7 | 9 | 0 | .438 |
| Jacksonville | 6 | 10 | 0 | .375 |
| Cincinnati | 6 | 10 | 0 | .375 |
| AFC WEST | W | L | T | Pct |
| Oakland | 10 | 6 | 0 | .625 |
| Seattle | 9 | 7 | 0 | .562 |
| Denver | 8 | 8 | 0 | .500 |
| Kansas City | 6 | 10 | 0 | .375 |
| San Diego | 5 | 11 | 0 | .312 |

NATIONAL FOOTBALL CONFERENCE STANDINGS

| NFC EAST | W | L | T | Pct |
|-----------------|----|----|---|------|
| Philadelphia | 11 | 5 | 0 | .688 |
| Washington | 8 | 8 | 0 | .500 |
| N.Y. Giants | 7 | 9 | 0 | .438 |
| Arizona | 7 | 9 | 0 | .438 |
| Dallas | 5 | 11 | 0 | .312 |
| NFC CENTRAL | W | L | T | Pct |
| Chicago | 13 | 3 | 0 | .812 |
| * Green Bay | 12 | 4 | 0 | .750 |
| * Tampa Bay | 9 | 7 | 0 | .562 |
| Minnesota | 5 | 11 | 0 | .312 |
| Detroit | 2 | 14 | 0 | .125 |
| NFC WEST | W | L | T | Pct |
| St. Louis | 14 | 2 | 0 | .875 |
| * San Francisco | 12 | 4 | 0 | .750 |
| New Orleans | 7 | 9 | 0 | .438 |
| Atlanta | 7 | 9 | 0 | .438 |
| Carolina | 1 | 15 | 0 | .062 |

* Wild Card for Playoffs

2000 SEASON (13-3 REGULAR SEASON, 0-1 PLAYOFFS) • 1ST PLACE AFC CENTRAL

| DATE | OPPONENT | SCORE | W/L | ATT |
|---------|-----------------|--------|-----|--------|
| Sep. 3 | at Buffalo | 13-16 | L | 77,492 |
| Sep. 10 | KANSAS CITY | 17-14* | W | 68,203 |
| Sep. 17 | BYE | | | |
| Sep. 24 | at Pittsburgh | 23-20 | W | 51,769 |
| Oct. 1 | NY GIANTS | 28-14 | W | 68,341 |
| Oct. 8 | at Cincinnati | 23-14 | W | 63,406 |
| Oct. 16 | JACKSONVILLE | 27-13 | W | 68,498 |
| Oct. 22 | at Baltimore | 14-6 | W | 69,200 |
| Oct. 30 | at Washington | 27-21 | W | 83,472 |
| Nov. 5 | PITTSBURGH | 9-7 | W | 68,498 |
| Nov. 12 | BALTIMORE | 23-24 | L | 68,490 |
| Nov. 19 | CLEVELAND | 24-10 | W | 68,498 |
| Nov. 26 | at Jacksonville | 13-16 | L | 65,454 |
| Dec. 3 | at Philadelphia | 15-13 | W | 65,639 |
| Dec. 10 | CINCINNATI | 35-3 | W | 68,498 |
| Dec. 17 | at Cleveland | 24-0 | W | 72,318 |
| Dec. 25 | DALLAS | 31-0 | W | 68,498 |
| Jan. 7 | BALTIMORE | 10-24 | L | 68,527 |

* Overtime

| | TITANS | OPP |
|--------------------|---------|----------|
| Total First Downs | 299 | 215 |
| Rushing | 107 | 62 |
| Passing | 167 | 134 |
| Penalty | 25 | 19 |
| 3rd Down: Made/Att | 97/228 | 68/221 |
| 3rd Down Pct. | 42.5 | 30.8 |
| 4th Down: Made/Att | 4/11 | 1/12 |
| 4th Down Pct. | 36.4 | 8.3 |
| Possession Avg. | 33:48 | 26:12 |
| Total Net Yards | 5350 | 3814 |
| Avg. Per Game | 334.4 | 238.4 |
| Total Plays | 1036 | 908 |
| Avg. Per Play | 5.2 | 4.2 |
| Net Yards Rushing | 2085 | 1390 |
| Avg. Per Game | 130.3 | 86.9 |
| Total Rushes | 546 | 387 |
| Net Yards Passing | 3265 | 2424 |
| Avg. Per Game | 204.1 | 151.5 |
| Sacked/Yards Lost | 28/165 | 55/337 |
| Gross Yards | 3430 | 2761 |
| Att./Comp. | 462/286 | 466/242 |
| Completion Pct. | 61.9 | 51.9 |
| Had Intercepted | 16 | 17 |
| Punts/Average | 76/40.8 | 105/42.7 |
| Net Punting Avg. | 76/36.3 | 105/35.0 |
| Penalties/Yards | 107/870 | 97/778 |
| Fumbles/Ball Lost | 24/14 | 39/13 |
| Touchdowns | 38 | 20 |
| Rushing | 14 | 7 |
| Passing | 18 | 10 |
| Returns | 6 | 3 |

| BY PERIODS | 1 | 2 | 3 | 4 | OT | PTS |
|------------|----|-----|----|----|----|-----|
| Titans | 65 | 111 | 75 | 92 | 3 | 346 |
| Opponents | 36 | 50 | 30 | 75 | 0 | 191 |

| SCORING | TD | RU | PA | RT | PAT | FG | S | TP |
|-----------|----|----|----|----|-------|-------|---|-----|
| Del Greco | 0 | 0 | 0 | 0 | 37/38 | 27/33 | 0 | 118 |
| George | 16 | 14 | 2 | 0 | | | 0 | 96 |
| Mason | 6 | 0 | 5 | 1 | | | 0 | 36 |
| Wycheck | 4 | 0 | 4 | 0 | | | 0 | 24 |
| Neal | 2 | 0 | 2 | 0 | | | 0 | 12 |
| Thigpen | 2 | 0 | 2 | 0 | | | 0 | 12 |
| Bulluck | 1 | 0 | 0 | 1 | | | 0 | 6 |
| K.Dyson | 1 | 0 | 1 | 0 | | | 0 | 6 |
| Ford | 1 | 0 | 0 | 1 | | | 0 | 6 |
| Godfrey | 1 | 0 | 0 | 1 | | | 0 | 6 |
| Kinney | 1 | 0 | 1 | 0 | | | 0 | 6 |
| Phenix | 1 | 0 | 0 | 1 | | | 0 | 6 |
| Rolle | 1 | 0 | 0 | 1 | | | 0 | 6 |
| Thomas | 1 | 0 | 1 | 0 | | | 0 | 6 |
| Hentrich | 0 | 0 | 0 | 0 | 0/0 | 0/1 | 0 | 0 |
| Titans | 38 | 14 | 18 | 6 | 37/38 | 27/34 | 0 | 346 |
| Opponents | 20 | 7 | 10 | 3 | 20/20 | 17/22 | 0 | 191 |

2-Pt Conversions: Titans 0-0, Opponents 0-0

| RUSHING | No | Yds | Avg | Lg | TD |
|-----------|-----|------|------|-----|----|
| George | 403 | 1509 | 3.7 | 35t | 14 |
| McNair | 71 | 404 | 5.7 | 25 | 0 |
| Thomas | 61 | 175 | 2.9 | 20 | 0 |
| Mason | 1 | 1 | 1.0 | 1 | 0 |
| Neal | 1 | -2 | -2.0 | -2 | 0 |
| O'Donnell | 9 | -2 | -2 | 4 | 0 |
| Titans | 546 | 2085 | 3.8 | 35t | 14 |
| Opponents | 387 | 1390 | 3.6 | 80t | 7 |

| PASSING | Att | Cmp | Pct | Yards | Yds/Att | TD | Int | Lg | Sk/Yds | Rating |
|-----------|-----|-----|-------|-------|---------|----|-----|-----|--------|--------|
| McNair | 396 | 248 | 62.6 | 2847 | 7.19 | 15 | 13 | 56t | 24/141 | 83.2 |
| O'Donnell | 64 | 36 | 56.3 | 530 | 8.28 | 2 | 3 | 67 | 3/23 | 74.3 |
| Wycheck | 2 | 2 | 100.0 | 53 | 26.50 | 1 | 0 | 30t | 0/0 | 158.3 |
| Titans | 462 | 286 | 61.9 | 3430 | 7.42 | 18 | 16 | 67 | 28/165 | 83.2 |
| Opponents | 466 | 242 | 51.9 | 2761 | 5.92 | 10 | 17 | 48 | 55/337 | 62.0 |

| RECEIVING | No | Yds | Avg | Lg | TD |
|-----------|-----|------|------|-----|----|
| Wycheck | 70 | 636 | 9.1 | 26 | 4 |
| Mason | 63 | 895 | 14.2 | 34 | 5 |
| George | 50 | 453 | 9.1 | 24 | 2 |
| Sanders | 33 | 536 | 16.2 | 54 | 0 |
| Kinney | 19 | 197 | 10.4 | 19 | 1 |
| Thigpen | 15 | 289 | 19.3 | 56t | 2 |
| Pickens | 10 | 242 | 24.2 | 67 | 0 |
| Neal | 9 | 31 | 3.4 | 8 | 2 |
| Thomas | 8 | 35 | 4.4 | 9t | 1 |
| Dyson | 6 | 104 | 17.3 | 30t | 1 |
| Roan | 3 | 12 | 4.0 | 6 | 0 |
| Titans | 286 | 3430 | 12.0 | 67 | 18 |
| Opponents | 242 | 2761 | 11.4 | 48 | 10 |

| INTERCEPTIONS | No | Yds | Avg | Lg | TD |
|---------------|----|-----|------|-----|----|
| Rolle | 7 | 140 | 20.0 | 81t | 1 |
| Sidney | 3 | 19 | 6.3 | 19 | 0 |
| Godfrey | 2 | 25 | 12.5 | 24t | 1 |
| D. Walker | 2 | 4 | 2.0 | 4 | 0 |
| Phenix | 1 | 87 | 87.0 | 87t | 1 |
| Bulluck | 1 | 8 | 8.0 | 8t | 1 |
| Booker | 1 | 2 | 2.0 | 2 | 0 |
| Titans | 17 | 285 | 16.8 | 87t | 4 |
| Opponents | 16 | 236 | 14.8 | 42t | 3 |

| PUNTING | No | Yds | Avg | Net | TB | In | Lg | B |
|-----------|-----|------|------|------|----|----|----|---|
| Hentrich | 76 | 3101 | 40.8 | 36.3 | 9 | 33 | 67 | 0 |
| Titans | 76 | 3101 | 40.8 | 36.3 | 9 | 33 | 67 | 0 |
| Opponents | 105 | 4484 | 42.7 | 35.0 | 7 | 30 | 64 | 0 |

| PUNT RETURNS | No | FC | Yds | Avg | Lg | TD |
|--------------|----|----|-----|------|-----|----|
| Mason | 51 | 17 | 662 | 13.0 | 69t | 1 |
| Thigpen | 1 | 1 | 9 | 9.0 | 9 | 0 |
| D. Walker | 1 | 0 | 0 | 0.0 | 0 | 0 |
| Titans | 53 | 18 | 671 | 12.7 | 69t | 1 |
| Opponents | 28 | 21 | 160 | 5.7 | 20 | 0 |

| KICKOFF RETURNS | No | Yds | Avg | Lg | TD |
|-----------------|----|------|------|----|----|
| Mason | 42 | 1132 | 27.0 | 66 | 0 |
| Coleman | 2 | 54 | 27.0 | 27 | 0 |
| Leach | 1 | 10 | 10.0 | 10 | 0 |
| Neal | 1 | 15 | 15.0 | 15 | 0 |
| Thornton | 1 | 16 | 16.0 | 16 | 0 |
| Titans | 47 | 1227 | 26.1 | 66 | 0 |
| Opponents | 76 | 1587 | 20.9 | 38 | 0 |

| FIELD GOALS | 1-19 | 20-29 | 30-39 | 40-49 | 50+ |
|-------------|------|-------|-------|-------|-----|
| Del Greco | 0/0 | 13/15 | 7/8 | 6/9 | 1/1 |
| Hentrich | 0/0 | 0/0 | 0/0 | 0/0 | 0/1 |
| Titans | 0/0 | 13/15 | 7/8 | 6/9 | 1/2 |
| Opponents | 0/0 | 5/5 | 6/8 | 6/7 | 0/2 |

Del Greco:(38G, 27G) (36G) (24G, 40G, 40G) (46N) (22G, 41G, 33N, 34G) (26G, 44N, 28G) () (46G, 21G) (21G, 24N, 31G, 29G) (23G, 43N) (22G) (30G, 38G, 28N) (26G, 42G, 22G, 44G, 50G) () (33G) (21G)
Hentrich: (60N) () () () () () () () () () () () () () () ()
Opponents: (51N, 42G, 41G, 33G) (36N) (32G, 32G, 50N) () (35B, 46N) (23G, 45G) (21G, 38G) () () (45G) (38G) (27G, 20G, 38G) (23G, 40G) (45G) () ()

SACKS
Kearse 11.5, Holmes 8.0, Favors 5.5, Robinson 4.0, Salave'a 4.0, Thornton 4.0, Embray 3.5, Godfrey 3.0, Bishop 2.5, Smith 2.5, Fisk 2.0, Ford 2.0, Rolle 1.5, Killens 1.0
Titans 55.0, Opponents 28.0

TACKLES (Solo-Assists-Total)
Godfrey (97-72-169), Bishop (76-29-105), Robertson (62-30-92), Robinson (59-32-91), Kearse (53-31-84), Fisk (41-35-76), Holmes (44-29-73), Favors (37-24-61), Thornton (27-28-55), Ford (28-19-47), Salave'a (22-21-43), Walker (40-3-43), Rolle (27-15-42), Phenix (20-5-25), Sidney (15-6-21), Bulluck (13-8-21), Booker (11-9-20), Embray (7-9-16), Myers (8-3-11), McCullough (6-2-8), Smith (4-2-6), Chamberlin (0-2-2), Killens (2-0-2), Morris (0-1-1)
Team Totals: 693-416-1109

USUAL STARTING LINEUP

OFFENSE
WR Derrick Mason (85)
LT Brad Hopkins (72)
LG Bruce Matthews (74)
C Kevin Long (60)
RG Benji Olson (75)
RT Fred Miller (71)
TE Frank Wycheck (89)
WR Chris Sanders (81)
QB Steve McNair (9)
RB Eddie George (27)
FB Lorenzo Neal (41)

DEFENSE
LE Jevon Kearse (90)
LT John Thornton (78)
RT Jason Fisk (97)
RE Kenny Holmes (99)
LLB Greg Favors (51)
MLB Randall Godfrey (56)
RLB Eddie Robinson (55)
LCB Denard Walker (25)
RCB Samari Rolle (21)
SS Blaine Bishop (23)
FS Marcus Robertson (31)

SPECIALISTS
K Al Del Greco (3)
P Craig Hentrich (15)

Pro Bowl
All-Pro

GM: Floyd Reese; Head Coach: Jeff Fisher
Asst. Coaches: Mike Heimerdinger (off. coord.), Gregg Williams (def. coord.), George Henshaw (asst. head coach/off.), Jerry Gray (DB), Craig Johnson (off. asst.), Alan Lowry (ST), Mike Munchak (OL), Jim Schwartz (LB), Sherman Smith (RB), Ronnie Vinkler (def. asst.), Steve Walters (WR), Jim Washburn (DL), Steve Watterson (strength & rehab.)

AMERICAN FOOTBALL CONFERENCE STANDINGS

| AFC EAST | W | L | T | Pct |
|----------------|----|----|---|------|
| Miami | 11 | 5 | 0 | .688 |
| * Indianapolis | 10 | 6 | 0 | .625 |
| N.Y. Jets | 9 | 7 | 0 | .563 |
| Buffalo | 8 | 8 | 0 | .500 |
| New England | 5 | 11 | 0 | .313 |
| AFC CENTRAL | W | L | T | Pct |
| Tennessee | 13 | 3 | 0 | .813 |
| * Baltimore | 12 | 4 | 0 | .750 |
| Pittsburgh | 9 | 7 | 0 | .563 |
| Jacksonville | 7 | 9 | 0 | .438 |
| Cincinnati | 4 | 12 | 0 | .250 |
| Cleveland | 3 | 13 | 0 | .188 |
| AFC WEST | W | L | T | Pct |
| Oakland | 12 | 4 | 0 | .750 |
| * Denver | 11 | 5 | 0 | .688 |
| Kansas City | 7 | 9 | 0 | .438 |
| Seattle | 6 | 10 | 0 | .375 |
| San Diego | 1 | 15 | 0 | .063 |

NATIONAL FOOTBALL CONFERENCE STANDINGS

| NFC EAST | W | L | T | Pct |
|----------------|----|----|---|------|
| N.Y. Giants | 12 | 4 | 0 | .750 |
| * Philadelphia | 11 | 5 | 0 | .688 |
| Washington | 8 | 8 | 0 | .500 |
| Dallas | 5 | 11 | 0 | .313 |
| Arizona | 3 | 13 | 0 | .188 |
| NFC CENTRAL | W | L | T | Pct |
| Minnesota | 11 | 5 | 0 | .688 |
| * Tampa Bay | 10 | 6 | 0 | .625 |
| Green Bay | 9 | 7 | 0 | .563 |
| Detroit | 9 | 7 | 0 | .563 |
| Chicago | 5 | 11 | 0 | .313 |
| NFC WEST | W | L | T | Pct |
| New Orleans | 10 | 6 | 0 | .625 |
| * St. Louis | 10 | 6 | 0 | .625 |
| Carolina | 7 | 9 | 0 | .438 |
| San Francisco | 6 | 10 | 0 | .375 |
| Atlanta | 4 | 12 | 0 | .250 |

* Wild Card for Playoffs

1999 SEASON (13-3 REGULAR SEASON, 3-1 PLAYOFFS) • 2ND PLACE AFC CENTRAL

| DATE | OPPONENT | SCORE | W/L | ATT |
|---------|------------------|-------|-----|--------|
| Sep. 12 | CINCINNATI | 36-35 | W | 65,272 |
| Sep. 19 | CLEVELAND | 26-9 | W | 65,904 |
| Sep. 26 | at Jacksonville | 20-19 | W | 61,502 |
| Oct. 3 | at San Francisco | 22-24 | L | 67,447 |
| Oct. 10 | BALTIMORE | 14-11 | W | 65,486 |
| Oct. 17 | at New Orleans | 24-21 | W | 51,875 |
| Oct. 24 | BYE | | | |
| Oct. 31 | ST. LOUIS | 24-21 | W | 66,415 |
| Nov. 7 | at Miami | 0-17 | L | 74,109 |
| Nov. 14 | at Cincinnati | 24-14 | W | 46,017 |
| Nov. 21 | PITTSBURGH | 16-10 | W | 66,619 |
| Nov. 28 | at Cleveland | 33-21 | W | 72,008 |
| Dec. 5 | at Baltimore | 14-41 | L | 67,854 |
| Dec. 9 | OAKLAND | 21-14 | W | 66,357 |
| Dec. 19 | ATLANTA | 30-17 | W | 66,196 |
| Dec. 26 | JACKSONVILLE | 41-14 | W | 66,641 |
| Jan. 2 | at Pittsburgh | 47-36 | W | 48,025 |
| Jan. 8 | BUFFALO | 22-16 | W | 66,782 |
| Jan. 16 | at Indianapolis | 19-16 | W | 57,097 |
| Jan. 23 | at Jacksonville | 33-14 | W | 75,206 |
| Jan. 30 | ST. LOUIS | 16-23 | L | 72,625 |

* Overtime

| | TITANS | OPP |
|--------------------|----------|----------|
| Total First Downs | 294 | 300 |
| Rushing | 109 | 81 |
| Passing | 167 | 193 |
| Penalty | 18 | 26 |
| 3rd Down: Made/Att | 83/217 | 70/200 |
| 3rd Down Pct. | 38.2 | 35.0 |
| 4th Down: Made/Att | 7/12 | 4/14 |
| 4th Down Pct. | 58.3 | 28.6 |
| Possession Avg. | 31:30 | 28:30 |
| Total Net Yards | 5296 | 5245 |
| Avg. Per Game | 331.0 | 327.8 |
| Total Plays | 1011 | 994 |
| Avg. Per Play | 5.2 | 5.3 |
| Net Yards Rushing | 1811 | 1550 |
| Avg. Per Game | 113.2 | 96.9 |
| Total Rushes | 459 | 383 |
| Net Yards Passing | 3485 | 3695 |
| Avg. Per Game | 217.8 | 230.9 |
| Sacked/Yards Lost | 25/137 | 54/305 |
| Gross Yards | 3622 | 4000 |
| Att./Comp. | 527/304 | 557/312 |
| Completion Pct. | 57.7 | 56.0 |
| Had Intercepted | 13 | 16 |
| Punts/Average | 90/42.5 | 80/42.9 |
| Net Punting Avg. | 90/38.1 | 80/37.2 |
| Penalties/Yards | 114/1069 | 128/1010 |
| Fumbles/Ball Lost | 17/9 | 39/24 |
| Touchdowns | 46 | 39 |
| Rushing | 19 | 8 |
| Passing | 23 | 26 |
| Returns | 4 | 5 |

| BY PERIODS | 1 | 2 | 3 | 4 | OT | PTS |
|------------|-----|----|-----|----|----|-----|
| Titans | 113 | 97 | 85 | 97 | 0 | 392 |
| Opponents | 44 | 93 | 103 | 84 | 0 | 324 |

| SCORING | TD | RU | PA | RT | PAT | FG | S | TP |
|-----------|----|----|----|----|-------|-------|---|-----|
| Del Greco | 0 | 0 | 0 | 0 | 43/43 | 21/25 | 0 | 106 |
| E. George | 13 | 9 | 4 | 0 | | | 0 | 78 |
| McNair | 8 | 8 | 0 | 0 | | | 0 | 48 |
| Dyson | 4 | 0 | 4 | 0 | | | 0 | 24 |
| Thigpen | 4 | 0 | 4 | 0 | | | 0 | 24 |
| Neal | 3 | 1 | 2 | 0 | | | 0 | 18 |
| Roan | 3 | 0 | 3 | 0 | | | 0 | 18 |
| Byrd | 2 | 0 | 2 | 0 | | | 0 | 12 |
| Wycheck | 2 | 0 | 2 | 0 | | | 0 | 12 |
| Harris | 1 | 0 | 1 | 0 | | | 0 | 8 |
| Kearse | 1 | 0 | 0 | 1 | | | 0 | 6 |
| Mason | 1 | 0 | 0 | 1 | | | 0 | 6 |
| Mitchell | 1 | 0 | 0 | 1 | | | 0 | 6 |
| Sanders | 1 | 0 | 1 | 0 | | | 0 | 6 |
| Thomas | 1 | 1 | 0 | 0 | | | 0 | 6 |
| Walker | 1 | 0 | 0 | 1 | | | 0 | 6 |
| Thornton | 0 | 0 | 0 | 0 | | | 1 | 2 |
| Titans | 46 | 19 | 23 | 4 | 43/43 | 21/25 | 4 | 392 |
| Opponents | 39 | 8 | 26 | 5 | 33/33 | 15/22 | 2 | 324 |

2-Pt Conversions: Harris, Titans 1-3, Opponents 4-6

| RUSHING | No | Yds | Avg | Lg | TD |
|-----------|-----|------|-----|----|----|
| E. George | 320 | 1304 | 4.1 | 40 | 9 |
| McNair | 72 | 337 | 4.7 | 38 | 8 |
| Thomas | 43 | 164 | 3.8 | 22 | 1 |
| Dyson | 1 | 3 | 3.0 | 3 | 0 |
| Hentrich | 2 | 1 | 0.5 | 1 | 0 |

| PASSING | Att | Cmp | Pct | Yards | Yds/Att | TD | Int | Lg | Sk/Yds | Rating |
|-----------|-----|-----|-------|-------|---------|----|-----|-----|--------|--------|
| McNair | 331 | 187 | 56.5 | 2179 | 6.58 | 12 | 8 | 65t | 16/74 | 78.6 |
| O'Donnell | 195 | 116 | 59.5 | 1382 | 7.09 | 10 | 5 | 54t | 9/63 | 87.6 |
| Wycheck | 1 | 1 | 100.0 | 61 | 61.00 | 1 | 0 | 61t | 0/0 | 158.3 |
| Titans | 527 | 304 | 57.7 | 3622 | 6.87 | 23 | 13 | 65t | 25/137 | 83.1 |
| Opponents | 557 | 312 | 56.0 | 4000 | 7.18 | 26 | 16 | 78t | 54/305 | 82.3 |

| | | | | | |
|-----------|-----|------|-----|----|----|
| Neal | 2 | 1 | 0.5 | 1t | 1 |
| O'Donnell | 19 | 1 | 0.1 | 4 | 0 |
| Titans | 459 | 1811 | 3.9 | 40 | 19 |
| Opponents | 383 | 1550 | 4.0 | 72 | 8 |

| RECEIVING | No | Yds | Avg | Lg | TD |
|-----------|-----|------|------|-----|----|
| Wycheck | 69 | 641 | 9.3 | 35 | 2 |
| Dyson | 54 | 658 | 12.2 | 47t | 4 |
| E. George | 47 | 458 | 9.7 | 54t | 4 |
| Thigpen | 38 | 648 | 17.1 | 35 | 4 |
| Harris | 26 | 297 | 11.4 | 62t | 1 |
| Sanders | 20 | 336 | 16.8 | 48t | 1 |
| Byrd | 14 | 261 | 18.6 | 65t | 2 |
| Roan | 9 | 93 | 10.3 | 24t | 3 |
| Thomas | 9 | 72 | 8.0 | 26 | 0 |
| Mason | 8 | 89 | 11.1 | 31 | 0 |
| Neal | 7 | 27 | 3.9 | 8 | 2 |
| Kent | 3 | 42 | 14.0 | 25 | 0 |
| Titans | 304 | 3622 | 11.9 | 65t | 23 |
| Opponents | 312 | 4000 | 12.8 | 78t | 26 |

| INTERCEPTIONS | No | Yds | Avg | Lg | TD |
|---------------|----|-----|------|-----|----|
| Rolle | 4 | 65 | 16.3 | 30 | 0 |
| Sidney | 3 | 12 | 4.0 | 7 | 0 |
| Holmes | 2 | 17 | 8.5 | 19 | 0 |
| Dorsett | 1 | 43 | 43.0 | 43 | 0 |
| Mitchell | 1 | 42 | 42.0 | 42t | 1 |
| Bowden | 1 | 29 | 29.0 | 29 | 0 |
| Walker | 1 | 27 | 27.0 | 27 | 0 |
| Fisk | 1 | 17 | 17.0 | 17 | 0 |
| Robertson | 1 | 3 | 3.0 | 3 | 0 |
| Jackson | 1 | 2 | 2.0 | 2 | 0 |
| Titans | 16 | 257 | 16.1 | 43 | 1 |
| Opponents | 13 | 227 | 17.5 | 47t | 2 |

| PUNTING | No | Yds | Avg | Net | TB | In | Lg | B |
|-----------|----|------|------|------|----|----|----|---|
| Hentrich | 90 | 3824 | 42.5 | 38.1 | 3 | 35 | 78 | 0 |
| Titans | 90 | 3824 | 42.5 | 38.1 | 3 | 35 | 78 | 0 |
| Opponents | 80 | 3435 | 42.9 | 37.2 | 5 | 25 | 72 | 2 |

| PUNT RETURNS | No | FC | Yds | Avg | Lg | TD |
|--------------|----|----|-----|------|-----|----|
| Mason | 26 | 15 | 225 | 8.7 | 65t | 1 |
| Preston TM | 8 | 2 | 59 | 7.4 | 12 | 0 |
| Byrd | 2 | 0 | 8 | 4.0 | 8 | 0 |
| S. George | 1 | 0 | 18 | 18.0 | 18 | 0 |
| Rolle | 1 | 0 | 23 | 23.0 | 23 | 0 |
| Sidney | 1 | 0 | 4 | 4.0 | 4 | 0 |
| Thigpen | 1 | 0 | 21 | 21.0 | 21 | 0 |
| Titans | 40 | 17 | 358 | 9.0 | 65t | 1 |
| Opponents | 45 | 22 | 335 | 7.4 | 32 | 0 |

| KICKOFF RETURNS | No | Yds | Avg | Lg | TD |
|-----------------|----|------|------|-----|----|
| Mason | 41 | 805 | 19.6 | 41 | 0 |
| Preston TM | 5 | 119 | 23.8 | 29 | 0 |
| S. George | 4 | 63 | 15.8 | 22 | 0 |
| Byrd | 2 | 16 | 8.0 | 9 | 0 |
| Kent | 2 | 24 | 12.0 | 13 | 0 |
| Neal | 2 | 15 | 7.5 | 14 | 0 |
| Titans | 56 | 1042 | 18.6 | 41 | 0 |
| Opponents | 76 | 1596 | 21.0 | 99t | 2 |

| FIELD GOALS | 1-19 | 20-29 | 30-39 | 40-49 | 50+ |
|-------------|------|-------|-------|-------|-----|
| Del Greco | 1/1 | 8/8 | 7/9 | 4/6 | 1/1 |
| Titans | 1/1 | 8/8 | 7/9 | 4/6 | 1/1 |
| Opponents | 0/0 | 4/4 | 4/7 | 6/9 | 1/2 |

Del Greco: (50G, 33G) (35G, 44N) (44G, 48G) (21G, 22G, 28G) () (42N, 19G) (27G) (33N) (26G) () (27G, 31G, 37N) (39G, 33G) () (38G, 27G, 43N) (30G, 20G) (42G)
Opponents: (33G, 38G) (41G) (42G) (39G) (44G, 46G, 50G) (24G, 42G) (54N, 38N) (43N, 46G) (32N) (44N, 24G) () (21G, 27G) (32N, 45N) (32G) () ()

SACKS
Kearse 14.5, Robinson 6.0, Ford 5.5, Thornton 4.5, Fisk 4.0, Holmes 4.0, Bowden 3.5, Evans 3.5, Rolle 3.0, Bishop 2.5, Jones 1.0, Frederick 0.5, Jackson 0.5, Robertson 0.5, Wortham 0.5
Titans 54.0, Opponents 25.0

TACKLES (Solo-Assists-Total)
Bishop (80-33-113), Robinson (84-49-113), Robertson (64-28-92), Kearse (59-26-85), Bowden (54-27-81), Wortham (50-31-81), Fisk (41-39-80), Rolle (57-13-70), Walker (47-9-56), Evans (26-28-54), Ford (26-15-41), Phenix (32-7-39), Sidney (34-5-39), Holmes (20-18-38), Thornton (23-10-33), Killens (13-12-25), Jackson (18-4-22), Colman (12-9-21), Jones (12-7-19), Dorsett (10-1-11), Frederick (2-8-10), Salave'a (4-6-10), Mitchell (6-1-7), McCullough (3-0-3)
Team Totals: 760-383-1143

USUAL STARTING LINEUP

OFFENSE
WR Kevin Dyson (87)
LT Brad Hopkins (72)
LG Bruce Matthews (74)
C Kevin Long (60)
RG Benji Olson (75)
RT Jon Runyan (69)
TE Frank Wycheck (89)
WR Yancey Thigpen (82)
QB Steve McNair (9)
RB Eddie George (27)
FB Lorenzo Neal (41)

DEFENSE
LE Jevon Kearse (90)
LT Josh Evans (91)
RT Jason Fisk (97)
RE Kenny Holmes (99)
LLB Eddie Robinson (55)
MLB Barron Wortham (52)
RLB Joe Bowden (58)
LCB Denard Walker (25)
RCB Samari Rolle (21)
SS Blaine Bishop (23)
FS Marcus Robertson (31)

SPECIALISTS
K Al Del Greco (3)
P Craig Hentrich (15)

Pro Bowl
All-Pro

GM: Floyd Reese; Head Coach: Jeff Fisher
Asst. Coaches: George Henshaw (asst. head coach/ run game), Les Steckel (off. coord.), Gregg Williams (def. coord.), Bart Andrus (QB), O'Neill Gilbert (LB), Jerry Gray (DB), Alan Lowry (ST), Mike Munchak (OL), Jim Schwartz (def. asst.), Sherman Smith (RB), Steve Walters (WR), Jim Washburn (DL), Steve Watterson (strength & rehab.)

AMERICAN FOOTBALL CONFERENCE STANDINGS

| AFC EAST | W | L | T | Pct |
|--------------|----|----|---|------|
| Indianapolis | 13 | 3 | 0 | .813 |
| * Buffalo | 11 | 5 | 0 | .688 |
| * Miami | 9 | 7 | 0 | .563 |
| N.Y. Jets | 8 | 8 | 0 | .500 |
| New England | 8 | 8 | 0 | .500 |
| AFC CENTRAL | W | L | T | Pct |
| Jacksonville | 14 | 2 | 0 | .875 |
| * Tennessee | 13 | 3 | 0 | .813 |
| Baltimore | 8 | 8 | 0 | .500 |
| Pittsburgh | 6 | 10 | 0 | .375 |
| Cincinnati | 4 | 12 | 0 | .250 |
| Cleveland | 2 | 14 | 0 | .125 |
| AFC WEST | W | L | T | Pct |
| Seattle | 9 | 7 | 0 | .563 |
| Kansas City | 9 | 7 | 0 | .563 |
| Oakland | 8 | 8 | 0 | .500 |
| San Diego | 8 | 8 | 0 | .500 |
| Denver | 6 | 10 | 0 | .375 |

NATIONAL FOOTBALL CONFERENCE STANDINGS

| NFC EAST | W | L | T | Pct |
|---------------|----|----|---|------|
| Washington | 10 | 6 | 0 | .625 |
| * Dallas | 8 | 8 | 0 | .500 |
| N.Y. Giants | 7 | 9 | 0 | .438 |
| Arizona | 6 | 10 | 0 | .375 |
| Philadelphia | 5 | 11 | 0 | .313 |
| NFC CENTRAL | W | L | T | Pct |
| Tampa Bay | 11 | 5 | 0 | .688 |
| * Minnesota | 10 | 6 | 0 | .625 |
| * Detroit | 8 | 8 | 0 | .500 |
| Green Bay | 8 | 8 | 0 | .500 |
| Chicago | 6 | 10 | 0 | .375 |
| NFC WEST | W | L | T | Pct |
| St. Louis | 13 | 3 | 0 | .813 |
| Carolina | 8 | 8 | 0 | .500 |
| Atlanta | 5 | 11 | 0 | .313 |
| San Francisco | 4 | 12 | 0 | .250 |
| New Orleans | 3 | 13 | 0 | .188 |

* Wild Card for Playoffs

ALL-TIME RESULTS

| 1998 (8-8) | | | | |
|------------|-----------------|-------|-----|--------|
| DATE | OPPONENT | SCORE | W/L | ATT |
| Sep. 6 | at Cincinnati | 23-14 | W | 55,848 |
| Sep. 13 | SAN DIEGO | 7-13 | L | 41,089 |
| Sep. 20 | at New England | 16-27 | L | 59,973 |
| Sep. 27 | JACKSONVILLE | 22-27 | L | 34,656 |
| Oct. 4 | BYE | | | |
| Oct. 11 | at Baltimore | 12-8 | W | 68,561 |
| Oct. 18 | CINCINNATI | 44-14 | W | 33,288 |
| Oct. 25 | CHICAGO | 20-23 | L | 40,089 |
| Nov. 1 | at Pittsburgh | 41-31 | W | 58,222 |
| Nov. 8 | at Tampa Bay | 31-22 | W | 65,054 |
| Nov. 15 | PITTSBURGH | 23-14 | W | 41,104 |
| Nov. 22 | NY JETS | 3-24 | L | 37,084 |
| Nov. 29 | at Seattle | 18-20 | L | 59,048 |
| Dec. 6 | BALTIMORE | 16-14 | W | 31,124 |
| Dec. 13 | at Jacksonville | 16-13 | W | 65,657 |
| Dec. 20 | at Green Bay | 22-30 | L | 59,888 |
| Dec. 26 | MINNESOTA | 16-26 | L | 41,121 |

| 1997 (8-8) | | | | |
|------------|-----------------|--------|-----|--------|
| DATE | OPPONENT | SCORE | W/L | ATT |
| Aug. 31 | OAKLAND | 24-21* | W | 30,171 |
| Sep. 7 | at Miami | 13-16* | L | 64,439 |
| Sep. 14 | BYE | | | |
| Sep. 21 | BALTIMORE | 10-36 | L | 17,737 |
| Sep. 28 | at Pittsburgh | 24-37 | L | 57,507 |
| Oct. 5 | at Seattle | 13-16 | L | 49,897 |
| Oct. 12 | CINCINNATI | 30-7 | W | 17,071 |
| Oct. 19 | WASHINGTON | 28-14 | W | 31,042 |
| Oct. 26 | at Arizona | 41-14 | W | 44,030 |
| Nov. 2 | JACKSONVILLE | 24-30 | L | 27,208 |
| Nov. 9 | NY GIANTS | 10-6 | W | 26,744 |
| Nov. 16 | at Jacksonville | 9-17 | L | 70,070 |
| Nov. 23 | BUFFALO | 31-14 | W | 23,571 |
| Nov. 27 | at Dallas | 27-14 | W | 63,421 |
| Dec. 4 | at Cincinnati | 14-41 | L | 49,086 |
| Dec. 14 | at Baltimore | 19-21 | L | 60,558 |
| Dec. 21 | PITTSBURGH | 16-6 | W | 50,677 |

* Overtime

| 1996 (8-8) | | | | |
|------------|-----------------|--------|-----|--------|
| DATE | OPPONENT | SCORE | W/L | ATT |
| Sep. 1 | KANSAS CITY | 19-20 | L | 27,725 |
| Sep. 8 | at Jacksonville | 34-27 | W | 66,468 |
| Sep. 15 | BALTIMORE | 29-13 | W | 20,082 |
| Sep. 22 | BYE | | | |
| Sep. 29 | at Pittsburgh | 16-30 | L | 58,608 |
| Oct. 6 | at Cincinnati | 30-27* | W | 44,680 |
| Oct. 13 | at Atlanta | 23-13 | W | 35,401 |
| Oct. 20 | PITTSBURGH | 23-13 | W | 50,337 |
| Oct. 27 | SAN FRANCISCO | 9-10 | L | 53,664 |
| Nov. 3 | at Seattle | 16-23 | L | 36,320 |
| Nov. 10 | at New Orleans | 31-14 | W | 34,121 |
| Nov. 17 | MIAMI | 20-23 | L | 47,358 |
| Nov. 24 | CAROLINA | 6-31 | L | 20,107 |
| Dec. 1 | at NY Jets | 35-10 | W | 21,731 |
| Dec. 8 | JACKSONVILLE | 17-23 | L | 20,196 |
| Dec. 15 | CINCINNATI | 13-21 | L | 15,131 |
| Dec. 22 | at Baltimore | 24-21 | W | 52,704 |

* Overtime

| 1995 (7-9) | | | | |
|------------|-----------------|--------|-----|--------|
| DATE | OPPONENT | SCORE | W/L | ATT |
| Sep. 3 | at Jacksonville | 10-3 | W | 72,363 |
| Sep. 10 | PITTSBURGH | 17-34 | L | 44,122 |
| Sep. 17 | CLEVELAND | 7-14 | L | 36,077 |
| Sep. 24 | at Cincinnati | 38-28 | W | 46,332 |
| Oct. 1 | JACKSONVILLE | 16-17 | L | 36,346 |
| Oct. 8 | at Minnesota | 17-23* | L | 56,430 |
| Oct. 15 | BYE | | | |
| Oct. 22 | at Chicago | 32-35 | L | 63,545 |
| Oct. 29 | TAMPA BAY | 19-7 | W | 31,489 |
| Nov. 5 | at Cleveland | 37-10 | W | 57,881 |
| Nov. 12 | CINCINNATI | 25-32 | L | 32,998 |
| Nov. 19 | at Kansas City | 13-20 | L | 77,576 |
| Nov. 26 | DENVER | 42-33 | W | 36,113 |
| Dec. 3 | at Pittsburgh | 7-21 | L | 56,013 |
| Dec. 10 | DETROIT | 17-24 | L | 35,842 |
| Dec. 17 | NY JETS | 23-6 | W | 35,873 |
| Dec. 24 | at Buffalo | 28-17 | W | 45,253 |

* Overtime

| 1994 (2-14) | | | | |
|-------------|-----------------|-------|-----|--------|
| DATE | OPPONENT | SCORE | W/L | ATT |
| Sep. 4 | at Indianapolis | 21-45 | L | 47,372 |
| Sep. 11 | at Dallas | 17-20 | L | 64,402 |
| Sep. 18 | BUFFALO | 7-15 | L | 55,424 |
| Sep. 25 | CINCINNATI | 20-13 | W | 44,253 |
| Oct. 3 | at Pittsburgh | 14-30 | L | 57,274 |
| Oct. 9 | BYE | | | |
| Oct. 13 | CLEVELAND | 8-11 | L | 50-364 |
| Oct. 24 | at Philadelphia | 6-21 | L | 65,233 |
| Oct. 30 | at L.A. Raiders | 14-17 | L | 40,473 |
| Nov. 6 | PITTSBURGH | 9-12* | L | 47,822 |
| Nov. 13 | at Cincinnati | 31-34 | L | 54,908 |
| Nov. 21 | NY GIANTS | 10-13 | L | 53,201 |
| Nov. 27 | at Cleveland | 10-34 | L | 65,088 |
| Dec. 4 | ARIZONA | 12-30 | L | 39,821 |
| Dec. 11 | SEATTLE | 14-16 | L | 31,453 |
| Dec. 18 | at Kansas City | 9-31 | L | 79,319 |
| Dec. 24 | NY JETS | 24-10 | W | 31,176 |

* Overtime

| 1993 (12-4, AFC CENTRAL CHAMPIONS) | | | | |
|------------------------------------|------------------|-------|-----|--------|
| DATE | OPPONENT | SCORE | W/L | ATT |
| Sep. 5 | at New Orleans | 21-33 | L | 69,029 |
| Sep. 12 | KANSAS CITY | 30-0 | W | 59,780 |
| Sep. 19 | at San Diego | 17-18 | L | 58,519 |
| Sep. 26 | L.A. RAMS | 13-28 | L | 53,072 |
| Oct. 3 | BYE | | | |
| Oct. 11 | at Buffalo | 7-35 | L | 79,613 |
| Oct. 17 | at New England | 28-14 | W | 51,037 |
| Oct. 24 | CINCINNATI | 28-12 | W | 50,039 |
| Oct. 31 | BYE | | | |
| Nov. 7 | SEATTLE | 24-14 | W | 50,447 |
| Nov. 14 | at Cincinnati | 38-3 | W | 42,347 |
| Nov. 21 | at Cleveland | 27-20 | W | 71,668 |
| Nov. 28 | PITTSBURGH | 23-3 | W | 61,238 |
| Dec. 5 | ATLANTA | 33-17 | W | 58,186 |
| Dec. 12 | CLEVELAND | 19-17 | W | 58,720 |
| Dec. 19 | at Pittsburgh | 26-17 | W | 57,592 |
| Dec. 25 | at San Francisco | 10-7 | W | 61,744 |
| Jan. 2 | NY JETS | 24-0 | W | 61,040 |
| Jan. 16 | KANSAS CITY | 20-28 | L | 64,011 |

| 1992 (10-6, AFC WILD CARD) | | | | |
|----------------------------|-----------------|--------|-----|--------|
| DATE | OPPONENT | SCORE | W/L | ATT |
| Sep. 6 | PITTSBURGH | 24-29 | L | 63,713 |
| Sep. 13 | at Indianapolis | 20-10 | W | 44,851 |
| Sep. 20 | KANSAS CITY | 23-20* | W | 60,955 |
| Sep. 27 | SAN DIEGO | 27-0 | W | 57,491 |
| Oct. 4 | BYE | | | |
| Oct. 11 | at Cincinnati | 38-24 | W | 54,254 |
| Oct. 18 | at Denver | 21-27 | L | 74,827 |
| Oct. 25 | CINCINNATI | 26-10 | W | 58,701 |
| Nov. 1 | at Pittsburgh | 20-21 | L | 58,074 |
| Nov. 8 | CLEVELAND | 14-24 | L | 57,348 |
| Nov. 15 | at Minnesota | 17-13 | W | 56,726 |
| Nov. 22 | at Miami | 16-19 | L | 63,597 |
| Nov. 26 | at Detroit | 24-21 | W | 73,711 |
| Dec. 7 | CHICAGO | 24-7 | W | 62,193 |
| Dec. 13 | GREEN BAY | 14-16 | L | 57,285 |
| Dec. 20 | at Cleveland | 17-14 | W | 59,898 |
| Dec. 27 | BUFFALO | 27-3 | W | 61,742 |
| Jan. 3 | at Buffalo | 38-41* | L | 75,141 |

* Overtime

| 1991 (11-5, AFC CENTRAL CHAMPIONS) | | | | |
|------------------------------------|----------------|--------|-----|--------|
| DATE | OPPONENT | SCORE | W/L | ATT |
| Sep. 1 | L.A. RAIDERS | 47-17 | W | 61,367 |
| Sep. 8 | at Cincinnati | 30-7 | W | 56,463 |
| Sep. 16 | KANSAS CITY | 17-7 | W | 61,058 |
| Sep. 22 | at New England | 20-24 | L | 30,702 |
| Sep. 29 | BYE | | | |
| Oct. 6 | DENVER | 42-14 | W | 59,145 |
| Oct. 13 | at NY Jets | 23-20 | W | 70,758 |
| Oct. 20 | at Miami | 17-13 | W | 60,705 |
| Oct. 27 | CINCINNATI | 25-3 | W | 58,634 |
| Nov. 3 | at Washington | 13-16* | L | 55,096 |
| Nov. 10 | DALLAS | 26-23* | W | 63,001 |
| Nov. 17 | CLEVELAND | 28-24 | W | 58,155 |
| Nov. 24 | at Pittsburgh | 14-26 | L | 45,795 |
| Dec. 2 | PHILADELPHIA | 6-13 | L | 62,141 |
| Dec. 8 | PITTSBURGH | 31-6 | W | 59,225 |
| Dec. 15 | at Cleveland | 17-14 | W | 55,680 |
| Dec. 21 | at NY Giants | 20-24 | L | 63,421 |
| Dec. 29 | NY JETS | 17-10 | W | 61,485 |
| Jan. 4 | at Denver | 24-26 | L | 75,301 |

* Overtime

| 1990 (9-7, AFC CENTRAL CHAMPIONS) | | | | |
|-----------------------------------|----------------|--------|-----|--------|
| DATE | OPPONENT | SCORE | W/L | ATT |
| Sep. 9 | at Atlanta | 27-47 | L | 56,222 |
| Sep. 16 | at Pittsburgh | 9-20 | L | 54,814 |
| Sep. 23 | INDIANAPOLIS | 24-10 | W | 50,093 |
| Sep. 30 | at San Diego | 17-7 | W | 48,762 |
| Oct. 7 | SAN FRANCISCO | 21-24 | L | 59,931 |
| Oct. 14 | CINCINNATI | 48-17 | W | 53,501 |
| Oct. 21 | NEW ORLEANS | 23-10 | W | 57,908 |
| Oct. 28 | NY JETS | 12-17 | L | 56,337 |
| Nov. 4 | at L.A. Rams | 13-17 | L | 52,628 |
| Nov. 11 | BYE | | | |
| Nov. 18 | at Cleveland | 35-23 | W | 76,726 |
| Nov. 26 | BUFFALO | 27-24 | W | 60,130 |
| Dec. 2 | at Seattle | 10-13* | L | 57,592 |
| Dec. 9 | CLEVELAND | 58-14 | W | 54,469 |
| Dec. 16 | at Kansas City | 27-10 | W | 61,756 |
| Dec. 23 | at Cincinnati | 20-40 | L | 60,044 |
| Dec. 30 | PITTSBURGH | 34-14 | W | 56,906 |
| Jan. 6 | at Cincinnati | 14-41 | L | 60,012 |

* Overtime

| 1989 (9-7, AFC WILD CARD) | | | | |
|---------------------------|----------------|--------|-----|--------|
| DATE | OPPONENT | SCORE | W/L | ATT |
| Sep. 10 | at Minnesota | 7-38 | L | 54,015 |
| Sep. 17 | at San Diego | 34-27 | W | 42,013 |
| Sep. 24 | BUFFALO | 41-47* | L | 57,278 |
| Oct. 1 | MIAMI | 39-7 | W | 53,326 |
| Oct. 8 | at New England | 13-23 | L | 59,828 |
| Oct. 15 | at Chicago | 33-28 | W | 64,383 |
| Oct. 22 | PITTSBURGH | 27-0 | W | 59,091 |
| Oct. 29 | at Cleveland | 17-28 | L | 78,765 |
| Nov. 5 | DETROIT | 35-31 | W | 48,056 |
| Nov. 13 | CINCINNATI | 26-24 | W | 60,694 |
| Nov. 19 | L.A. RAIDERS | 23-7 | W | 59,198 |
| Nov. 26 | at Kansas City | 0-34 | L | 51,342 |
| Dec. 3 | at Pittsburgh | 23-16 | W | 40,541 |
| Dec. 10 | TAMPA BAY | 20-17 | W | 54,532 |
| Dec. 17 | at Cincinnati | 7-61 | L | 47,510 |
| Dec. 23 | CLEVELAND | 20-24 | L | 58,852 |
| Dec. 31 | PITTSBURGH | 23-26* | L | 58,306 |

* Overtime

| 1988 (10-6, AFC WILD CARD) | | | | |
|----------------------------|-----------------|--------|-----|--------|
| DATE | OPPONENT | SCORE | W/L | ATT |
| Sep. 4 | at Indianapolis | 17-14* | W | 57,251 |
| Sep. 11 | L.A. RAIDERS | 38-35 | W | 46,050 |
| Sep. 18 | at NY Jets | 3-45 | L | 64,683 |
| Sep. 25 | NEW ENGLAND | 31-6 | W | 38,646 |
| Oct. 2 | at Philadelphia | 23-32 | L | 64,692 |
| Oct. 9 | KANSAS CITY | 7-6 | W | 39,134 |
| Oct. 16 | at Pittsburgh | 34-14 | W | 52,229 |
| Oct. 23 | at Cincinnati | 21-44 | L | 54,659 |
| Oct. 30 | WASHINGTON | 41-17 | W | 48,781 |
| Nov. 7 | CLEVELAND | 24-17 | W | 51,467 |
| Nov. 13 | at Seattle | 24-27 | L | 60,446 |
| Nov. 20 | PHOENIX | 38-20 | W | 43,843 |
| Nov. 24 | at Dallas | 25-17 | W | 50,845 |
| Dec. 4 | PITTSBURGH | 34-37 | L | 47,791 |
| Dec. 11 | CINCINNATI | 41-6 | W | 50,269 |
| Dec. 18 | at Cleveland | 23-28 | L | 74,610 |
| Dec. 24 | at Cleveland | 24-23 | W | 74,977 |
| Jan. 1 | at Buffalo | 10-17 | L | 79,532 |

* Overtime

| 1987 (9-6, AFC WILD CARD) | | | | |
|---------------------------|------------------|---------------------------------|-----|--------|
| DATE | OPPONENT | SCORE | W/L | ATT |
| Sep. 13 | L.A. RAMS | 20-16 | W | 33,186 |
| Sep. 20 | at Buffalo | 30-34 | L | 56,534 |
| Sep. 27 | L.A. RAIDERS | Canceled due to players' strike | | |
| +Oct. 4 | at Denver | 40-10 | W | 38,494 |
| +Oct. 11 | at Cleveland | 15-10 | W | 38,927 |
| +Oct. 18 | NEW ENGLAND | 7-21 | L | 26,294 |
| Oct. 25 | ATLANTA | 37-33 | W | 29,062 |
| Nov. 1 | at Cincinnati | 31-29 | W | 52,700 |
| Nov. 8 | at San Francisco | 20-27 | L | 59,740 |
| Nov. 15 | at Pittsburgh | 23-3 | W | 56,177 |
| Nov. 22 | CLEVELAND | 7-40 | L | 51,161 |
| Nov. 29 | at Indianapolis | 27-51 | L | 54,999 |
| Dec. 6 | SAN DIEGO | 33-18 | W | 31,714 |
| Dec. 13 | at New Orleans | 10-24 | L | 68,257 |
| Dec. 20 | PITTSBURGH | 24-16 | W | 38,683 |
| Dec. 27 | CINCINNATI | 21-17 | W | 49,775 |
| Jan. 3 | SEATTLE | 23-20* | W | 49,622 |
| Jan. 10 | at Denver | 10-34 | L | 75,968 |

+ Replacement games

* Overtime

ALL-TIME RESULTS

| 1986 (5-11) | | | | |
|-------------|----------------|--------|-----|--------|
| DATE | OPPONENT | SCORE | W/L | ATT |
| Sep. 7 | at Green Bay | 31-3 | W | 54,065 |
| Sep. 14 | CLEVELAND | 20-23 | L | 46,049 |
| Sep. 21 | at Kansas City | 13-27 | L | 43,699 |
| Sep. 29 | PITTSBURGH | 16-22* | L | 42,001 |
| Oct. 5 | at Detroit | 13-24 | L | 41,960 |
| Oct. 12 | CHICAGO | 7-20 | L | 46,026 |
| Oct. 19 | at Cincinnati | 28-31 | L | 53,844 |
| Oct. 26 | L.A. RAIDERS | 17-28 | L | 41,641 |
| Nov. 2 | at Miami | 7-28 | L | 43,804 |
| Nov. 9 | CINCINNATI | 32-28 | W | 32,130 |
| Nov. 16 | at Pittsburgh | 10-21 | L | 49,724 |
| Nov. 23 | INDIANAPOLIS | 31-17 | W | 31,792 |
| Nov. 30 | at Cleveland | 10-13* | L | 62,309 |
| Dec. 7 | at San Diego | 0-27 | L | 40,103 |
| Dec. 14 | MINNESOTA | 23-10 | W | 32,738 |
| Dec. 21 | BUFFALO | 16-7 | W | 31,409 |
| * Overtime | | | | |

| 1985 (5-11) | | | | |
|-------------|-----------------|-------|-----|--------|
| DATE | OPPONENT | SCORE | W/L | ATT |
| Sep. 8 | MIAMI | 26-23 | W | 47,656 |
| Sep. 15 | at Washington | 13-16 | L | 53,553 |
| Sep. 22 | at Pittsburgh | 0-20 | L | 58,572 |
| Sep. 29 | DALLAS | 10-17 | L | 49,686 |
| Oct. 6 | at Denver | 20-31 | L | 74,699 |
| Oct. 13 | CLEVELAND | 6-21 | L | 38,386 |
| Oct. 20 | CINCINNATI | 44-27 | W | 35,590 |
| Oct. 27 | at St. Louis | 20-10 | W | 43,190 |
| Nov. 3 | KANSAS CITY | 23-20 | W | 41,238 |
| Nov. 10 | at Buffalo | 0-20 | L | 21,881 |
| Nov. 17 | PITTSBURGH | 7-30 | L | 45,977 |
| Nov. 24 | SAN DIEGO | 37-35 | W | 34,336 |
| Dec. 1 | at Cincinnati | 27-45 | L | 46,140 |
| Dec. 8 | NY GIANTS | 14-35 | L | 36,576 |
| Dec. 15 | at Cleveland | 21-28 | L | 50,793 |
| Dec. 22 | at Indianapolis | 16-34 | L | 55,818 |

| 1984 (3-13) | | | | |
|-------------|----------------|--------|-----|--------|
| DATE | OPPONENT | SCORE | W/L | ATT |
| Sep. 2 | L.A. RAIDERS | 14-24 | L | 49,092 |
| Sep. 9 | INDIANAPOLIS | 21-35 | L | 43,820 |
| Sep. 16 | at San Diego | 14-31 | L | 52,266 |
| Sep. 23 | at Atlanta | 10-42 | L | 45,248 |
| Sep. 30 | NEW ORLEANS | 10-27 | L | 43,108 |
| Oct. 7 | at Cincinnati | 3-13 | L | 43,637 |
| Oct. 14 | at Miami | 10-28 | L | 54,080 |
| Oct. 21 | SAN FRANCISCO | 21-34 | L | 39,900 |
| Oct. 28 | CINCINNATI | 13-31 | L | 34,010 |
| Nov. 4 | at Pittsburgh | 7-35 | L | 48,892 |
| Nov. 11 | at Kansas City | 17-16 | W | 44,464 |
| Nov. 18 | NY JETS | 31-20 | W | 40,141 |
| Nov. 25 | at Cleveland | 10-27 | L | 46,077 |
| Dec. 2 | PITTSBURGH | 23-20* | W | 39,786 |
| Dec. 9 | at L.A. Rams | 16-27 | L | 49,092 |
| Dec. 16 | CLEVELAND | 20-27 | L | 33,676 |
| * Overtime | | | | |

| 1983 (2-14) | | | | |
|-------------|-----------------|--------|-----|--------|
| DATE | OPPONENT | SCORE | W/L | ATT |
| Sep. 4 | GREEN BAY | 38-41* | L | 44,073 |
| Sep. 11 | at L.A. Raiders | 6-20 | L | 37,526 |
| Sep. 18 | PITTSBURGH | 28-40 | L | 44,150 |
| Sep. 25 | at Buffalo | 13-30 | L | 60,070 |
| Oct. 2 | at Pittsburgh | 10-17 | L | 56,901 |
| Oct. 9 | DENVER | 14-26 | L | 44,209 |
| Oct. 16 | at Minnesota | 14-34 | L | 58,910 |
| Oct. 23 | KANSAS CITY | 10-13* | L | 39,462 |
| Oct. 30 | at Cleveland | 19-25* | L | 68,851 |
| Nov. 6 | CINCINNATI | 14-55 | L | 39,706 |
| Nov. 13 | DETROIT | 27-17 | W | 40,660 |
| Nov. 20 | at Cincinnati | 10-38 | L | 46,375 |
| Nov. 27 | at Tampa Bay | 24-33 | L | 38,625 |
| Dec. 4 | MIAMI | 17-24 | L | 39,434 |
| Dec. 11 | CLEVELAND | 34-27 | W | 29,746 |
| Dec. 18 | at Baltimore | 10-20 | L | 20,418 |
| * Overtime | | | | |

| 1982 (1-8) | | | | |
|------------|-----------------|-------|-----|--------|
| DATE | OPPONENT | SCORE | W/L | ATT |
| Sep. 12 | at Cincinnati | 6-27 | L | 52,268 |
| Sep. 19 | SEATTLE | 23-21 | W | 43,117 |
| Nov. 21 | PITTSBURGH | 10-24 | L | 42,338 |
| Nov. 28 | at New England | 21-29 | L | 33,602 |
| Dec. 5 | at NY Giants | 14-17 | L | 71,184 |
| Dec. 13 | DALLAS | 7-37 | L | 51,808 |
| Dec. 19 | at Philadelphia | 14-35 | L | 44,119 |
| Dec. 26 | CLEVELAND | 14-20 | L | 36,559 |
| Jan. 2 | CINCINNATI | 27-35 | L | 26,522 |

Note: strike-shortened season

| 1981 (7-9) | | | | |
|------------|------------------|-------|-----|--------|
| DATE | OPPONENT | SCORE | W/L | ATT |
| Sep. 6 | at L.A. Rams | 27-20 | W | 63,198 |
| Sep. 13 | at Cleveland | 9-3 | W | 79,483 |
| Sep. 20 | MIAMI | 10-16 | L | 47,379 |
| Sep. 27 | at NY Jets | 17-33 | L | 50,309 |
| Oct. 4 | CINCINNATI | 17-10 | W | 44,350 |
| Oct. 11 | SEATTLE | 35-17 | W | 42,671 |
| Oct. 18 | at New England | 10-38 | L | 60,474 |
| Oct. 26 | at Pittsburgh | 13-26 | L | 52,732 |
| Nov. 1 | at Cincinnati | 21-34 | L | 54,736 |
| Nov. 8 | OAKLAND | 17-16 | W | 45,519 |
| Nov. 15 | at Kansas City | 10-23 | L | 73,984 |
| Nov. 22 | NEW ORLEANS | 24-27 | L | 49,581 |
| Nov. 29 | ATLANTA | 27-31 | L | 40,201 |
| Dec. 3 | CLEVELAND | 17-13 | W | 44,502 |
| Dec. 13 | at San Francisco | 6-28 | L | 55,707 |
| Dec. 20 | PITTSBURGH | 21-20 | W | 41,056 |

| 1980 (11-5, AFC CENTRAL CHAMPIONS) | | | | |
|------------------------------------|----------------|--------|-----|--------|
| DATE | OPPONENT | SCORE | W/L | ATT |
| Sep. 7 | at Pittsburgh | 17-31 | L | 54,386 |
| Sep. 15 | at Cleveland | 16-7 | W | 80,243 |
| Sep. 21 | BALTIMORE | 21-16 | W | 47,878 |
| Sep. 28 | at Cincinnati | 13-10 | W | 50,413 |
| Oct. 5 | SEATTLE | 7-26 | L | 46,860 |
| Oct. 12 | at Kansas City | 20-21 | L | 75,048 |
| Oct. 19 | TAMPA BAY | 20-14 | W | 48,167 |
| Oct. 26 | CINCINNATI | 23-3 | W | 49,189 |
| Nov. 2 | at Denver | 20-16 | W | 74,717 |
| Nov. 10 | NEW ENGLAND | 38-34 | W | 51,524 |
| Nov. 16 | at Chicago | 10-6 | W | 59,390 |
| Nov. 23 | at NY Jets | 28-31* | L | 52,358 |
| Nov. 30 | CLEVELAND | 14-17 | L | 61,514 |
| Dec. 4 | PITTSBURGH | 6-0 | W | 53,960 |
| Dec. 14 | at Green Bay | 22-3 | W | 53,201 |
| Dec. 21 | MINNESOTA | 20-16 | W | 51,064 |
| Dec. 28 | at Oakland | 7-27 | L | 52,762 |
| * Overtime | | | | |

| 1979 (11-5, AFC WILD CARD) | | | | |
|----------------------------|---------------|--------|-----|--------|
| DATE | OPPONENT | SCORE | W/L | ATT |
| Sep. 2 | at Washington | 29-27 | W | 54,582 |
| Sep. 9 | at Pittsburgh | 7-38 | L | 49,792 |
| Sep. 16 | KANSAS CITY | 20-6 | W | 45,684 |
| Sep. 23 | at Cincinnati | 30-27* | W | 45,615 |
| Sep. 30 | CLEVELAND | 31-10 | W | 48,915 |
| Oct. 7 | ST. LOUIS | 17-24 | L | 53,043 |
| Oct. 14 | at Baltimore | 28-16 | W | 45,021 |
| Oct. 21 | at Seattle | 14-34 | L | 60,705 |
| Oct. 28 | NY JETS | 27-24* | W | 45,825 |
| Nov. 5 | at Miami | 9-6 | W | 70,273 |
| Nov. 11 | OAKLAND | 31-17 | W | 48,614 |
| Nov. 18 | CINCINNATI | 42-21 | W | 49,829 |
| Nov. 22 | at Dallas | 30-24 | W | 63,897 |
| Dec. 2 | at Cleveland | 7-14 | L | 69,112 |
| Dec. 10 | PITTSBURGH | 20-17 | W | 55,293 |
| Dec. 16 | PHILADELPHIA | 20-26 | L | 49,407 |
| Dec. 23 | DENVER | 13-7 | W | 48,776 |
| Dec. 29 | at San Diego | 17-14 | W | 51,192 |
| Jan. 6 | at Pittsburgh | 13-27 | L | 50,475 |
| * Overtime | | | | |

| 1978 (10-6, AFC WILD CARD) | | | | |
|----------------------------|----------------|-------|-----|--------|
| DATE | OPPONENT | SCORE | W/L | ATT |
| Sep. 3 | at Atlanta | 14-20 | L | 57,328 |
| Sep. 10 | at Kansas City | 20-17 | W | 40,213 |
| Sep. 17 | SAN FRANCISCO | 20-19 | W | 46,161 |
| Sep. 24 | LOS ANGELES | 6-10 | L | 45,749 |
| Oct. 1 | at Cleveland | 16-13 | W | 72,776 |
| Oct. 8 | at Oakland | 17-21 | L | 52,550 |
| Oct. 15 | BUFFALO | 17-10 | W | 47,727 |
| Oct. 23 | at Pittsburgh | 24-17 | W | 48,021 |
| Oct. 29 | at Cincinnati | 13-28 | L | 50,532 |
| Nov. 5 | CLEVELAND | 14-10 | W | 45,827 |
| Nov. 12 | at New England | 26-23 | W | 60,356 |
| Nov. 20 | MIAMI | 35-30 | W | 50,290 |
| Nov. 26 | CINCINNATI | 17-10 | W | 43,245 |
| Dec. 3 | PITTSBURGH | 3-13 | L | 54,261 |
| Dec. 10 | at New Orleans | 17-12 | W | 63,169 |
| Dec. 17 | SAN DIEGO | 24-45 | L | 49,554 |
| Dec. 24 | at Miami | 17-9 | W | 70,036 |
| Dec. 31 | at New England | 31-14 | W | 61,297 |
| Jan. 7 | at Pittsburgh | 5-34 | L | 49,417 |

| 1977 (8-6) | | | | |
|------------|---------------|--------|-----|--------|
| DATE | OPPONENT | SCORE | W/L | ATT |
| Sep. 18 | NY JETS | 20-0 | W | 39,488 |
| Sep. 25 | at Green Bay | 16-10 | W | 55,071 |
| Oct. 2 | at Miami | 7-27 | L | 49,619 |
| Oct. 9 | PITTSBURGH | 27-10 | W | 49,226 |
| Oct. 16 | CLEVELAND | 23-24 | L | 47,888 |
| Oct. 23 | at Pittsburgh | 10-27 | L | 48,517 |
| Oct. 30 | at Cincinnati | 10-13* | L | 53,194 |
| Nov. 6 | CHICAGO | 47-0 | W | 47,226 |
| Nov. 13 | at Oakland | 29-34 | L | 53,667 |
| Nov. 20 | at Seattle | 22-10 | W | 61,519 |
| Nov. 27 | KANSAS CITY | 34-20 | W | 42,934 |
| Dec. 4 | DENVER | 14-24 | L | 46,875 |
| Dec. 11 | at Cleveland | 19-15 | W | 30,898 |
| Dec. 18 | CINCINNATI | 21-16 | W | 46,212 |
| * Overtime | | | | |

| 1976 (5-9) | | | | |
|------------|----------------|-------|-----|--------|
| DATE | OPPONENT | SCORE | W/L | ATT |
| Sep. 12 | TAMPA BAY | 20-0 | W | 42,228 |
| Sep. 19 | at Buffalo | 13-3 | W | 61,364 |
| Sep. 26 | OAKLAND | 13-14 | L | 42,338 |
| Oct. 3 | at New Orleans | 31-26 | W | 51,973 |
| Oct. 10 | DENVER | 17-3 | W | 47,928 |
| Oct. 17 | at San Diego | 27-30 | L | 31,565 |
| Oct. 24 | CINCINNATI | 7-27 | L | 45,499 |
| Nov. 1 | at Baltimore | 14-38 | L | 60,020 |
| Nov. 7 | CLEVELAND | 7-21 | L | 39,828 |
| Nov. 14 | at Cincinnati | 27-31 | L | 53,243 |
| Nov. 21 | at Pittsburgh | 16-32 | L | 47,947 |
| Nov. 28 | ATLANTA | 20-14 | W | 25,838 |
| Dec. 5 | at Cleveland | 10-13 | L | 56,025 |
| Dec. 11 | PITTSBURGH | 0-21 | L | 44,743 |

| 1975 (10-4) | | | | |
|-------------|------------------|-------|-----|--------|
| DATE | OPPONENT | SCORE | W/L | ATT |
| Sep. 21 | at New England | 7-0 | W | 51,934 |
| Sep. 28 | SAN DIEGO | 33-17 | W | 33,765 |
| Oct. 5 | CINCINNATI | 19-21 | L | 42,412 |
| Oct. 12 | at Cleveland | 40-10 | W | 46,531 |
| Oct. 19 | WASHINGTON | 13-10 | W | 49,566 |
| Oct. 26 | DETROIT | 24-8 | W | 46,904 |
| Nov. 2 | at Kansas City | 17-13 | W | 62,989 |
| Nov. 9 | at Pittsburgh | 17-24 | L | 49,460 |
| Nov. 16 | MIAMI | 20-19 | W | 48,892 |
| Nov. 24 | PITTSBURGH | 9-32 | L | 49,947 |
| Nov. 30 | at Cincinnati | 19-23 | L | 46,128 |
| Dec. 7 | at San Francisco | 27-13 | W | 44,015 |
| Dec. 14 | at Oakland | 27-26 | W | 50,719 |
| Dec. 21 | CLEVELAND | 21-10 | W | 43,770 |

| 1974 (7-7) | | | | |
|------------|---------------|-------|-----|--------|
| DATE | OPPONENT | SCORE | W/L | ATT |
| Sep. 15 | SAN DIEGO | 21-14 | W | 25,317 |
| Sep. 22 | at Cleveland | 7-20 | L | 55,242 |
| Sep. 29 | KANSAS CITY | 7-17 | L | 28,538 |
| Oct. 6 | PITTSBURGH | 7-13 | L | 30,049 |
| Oct. 13 | at Minnesota | 10-51 | L | 48,006 |
| Oct. 20 | ST. LOUIS | 27-31 | L | 26,371 |
| Oct. 27 | at Cincinnati | 34-21 | W | 55,434 |
| Nov. 3 | at NY Jets | 27-22 | W | 47,218 |
| Nov. 10 | at Buffalo | 21-9 | W | 79,144 |
| Nov. 17 | CINCINNATI | 20-3 | W | 44,054 |
| Nov. 24 | DALLAS | 0-10 | L | 49,775 |
| Dec. 1 | at Pittsburgh | 13-10 | W | 41,195 |
| Dec. 8 | at Denver | 14-37 | L | 46,942 |
| Dec. 15 | CLEVELAND | 28-24 | W | 33,299 |

| 1973 (1-13) | | | | |
|-------------|----------------|-------|-----|--------|
| DATE | OPPONENT | SCORE | W/L | ATT |
| Sep. 16 | at NY Giants | 14-34 | L | 57,979 |
| Sep. 23 | at Cincinnati | 10-24 | L | 51,823 |
| Sep. 30 | PITTSBURGH | 7-36 | L | 39,331 |
| Oct. 7 | LA RAMS | 26-31 | L | 34,875 |
| Oct. 14 | DENVER | 20-48 | L | 32,801 |
| Oct. 21 | at Cleveland | 13-42 | L | 61,146 |
| Oct. 28 | at Chicago | 14-35 | L | 43,755 |
| Nov. 4 | at Baltimore | 31-27 | W | 52,707 |
| Nov. 11 | CLEVELAND | 13-23 | L | 37,230 |
| Nov. 18 | at Kansas City | 14-38 | L | 68,444 |
| Nov. 25 | NEW ENGLAND | 0-32 | L | 27,344 |
| Dec. 2 | OAKLAND | 6-17 | L | 25,801 |
| Dec. 9 | at Pittsburgh | 7-33 | L | 38,004 |
| Dec. 16 | CINCINNATI | 24-27 | L | 21,955 |

ALL-TIME RESULTS

1972 (1-13)

| DATE | OPPONENT | SCORE | W/L | ATT |
|---------|---------------|-------|-----|--------|
| Sep. 17 | at Denver | 17-30 | L | 51,656 |
| Sep. 24 | at Miami | 13-34 | L | 77,821 |
| Oct. 1 | NY JETS | 26-20 | W | 51,423 |
| Oct. 9 | OAKLAND | 0-34 | L | 51,378 |
| Oct. 15 | at Pittsburgh | 7-24 | L | 42,929 |
| Oct. 22 | CLEVELAND | 17-23 | L | 38,113 |
| Oct. 29 | at Cincinnati | 7-30 | L | 59,409 |
| Nov. 5 | at Cleveland | 0-20 | L | 61,985 |
| Nov. 12 | PHILADELPHIA | 17-18 | L | 34,175 |
| Nov. 19 | GREEN BAY | 10-23 | L | 41,752 |
| Nov. 26 | at San Diego | 20-34 | L | 46,289 |
| Dec. 3 | at Atlanta | 10-20 | L | 58,850 |
| Dec. 10 | PITTSBURGH | 3-9 | L | 36,528 |
| Dec. 17 | CINCINNATI | 17-61 | L | 32,482 |

1971 (4-9-1)

| DATE | OPPONENT | SCORE | W/L | ATT |
|---------|----------------|-------|-----|--------|
| Sep. 19 | at Cleveland | 0-31 | L | 73,387 |
| Sep. 26 | KANSAS CITY | 16-20 | L | 46,498 |
| Oct. 3 | NEW ORLEANS | 13-13 | T | 47,966 |
| Oct. 10 | at Washington | 13-22 | L | 55,041 |
| Oct. 17 | DETROIT | 7-31 | L | 45,885 |
| Oct. 24 | at Pittsburgh | 16-23 | L | 45,872 |
| Oct. 31 | CINCINNATI | 10-6 | W | 37,947 |
| Nov. 7 | at New England | 20-28 | L | 53,155 |
| Nov. 14 | at Oakland | 21-41 | L | 54,705 |
| Nov. 21 | at Cincinnati | 13-28 | L | 59,390 |
| Nov. 28 | CLEVELAND | 24-37 | L | 37,921 |
| Dec. 5 | PITTSBURGH | 29-3 | W | 37,778 |
| Dec. 12 | at Buffalo | 20-14 | W | 28,107 |
| Dec. 19 | SAN DIEGO | 49-33 | W | 35,959 |

1970 (3-10-1)

| DATE | OPPONENT | SCORE | W/L | ATT |
|---------|----------------|-------|-----|--------|
| Sep. 20 | at Pittsburgh | 19-7 | W | 45,538 |
| Sep. 27 | MIAMI | 10-20 | L | 39,840 |
| Oct. 4 | at Cincinnati | 20-13 | W | 55,094 |
| Oct. 11 | BALTIMORE | 20-24 | L | 48,050 |
| Oct. 18 | PITTSBURGH | 3-7 | L | 42,799 |
| Oct. 25 | at San Diego | 31-31 | T | 41,427 |
| Nov. 1 | at St. Louis | 0-44 | L | 47,911 |
| Nov. 8 | at Kansas City | 9-24 | L | 49,810 |
| Nov. 15 | SAN FRANCISCO | 20-30 | L | 43,040 |
| Nov. 22 | at Cleveland | 14-28 | L | 74,723 |
| Nov. 29 | DENVER | 31-21 | W | 35,733 |
| Dec. 7 | CLEVELAND | 10-21 | L | 50,582 |
| Dec. 13 | CINCINNATI | 20-30 | L | 34,435 |
| Dec. 20 | at Dallas | 10-52 | L | 50,504 |

1969 (6-6-2, AFL WILD CARD)

| DATE | OPPONENT | SCORE | W/L | ATT |
|---------|----------------|-------|-----|--------|
| Sep. 14 | at Oakland | 17-21 | L | 49,361 |
| Sep. 21 | at Buffalo | 17-3 | W | 40,146 |
| Sep. 28 | MIAMI | 22-10 | W | 41,086 |
| Oct. 5 | BUFFALO | 28-14 | W | 46,485 |
| Oct. 12 | at Kansas City | 0-24 | L | 45,805 |
| Oct. 19 | at New York | 17-26 | L | 63,841 |
| Oct. 26 | DENVER | 24-21 | W | 45,348 |
| Nov. 2 | at Boston | 0-24 | L | 19,006 |
| Nov. 9 | CINCINNATI | 31-31 | T | 45,298 |
| Nov. 16 | at Denver | 20-20 | T | 45,002 |
| Nov. 23 | at Miami | 32-7 | W | 27,218 |
| Nov. 27 | SAN DIEGO | 17-21 | L | 40,065 |
| Dec. 6 | NEW YORK | 26-34 | L | 51,923 |
| Dec. 14 | BOSTON | 27-23 | W | 39,215 |
| Dec. 21 | at Oakland | 7-56 | L | 53,539 |

1968 (7-7)

| DATE | OPPONENT | SCORE | W/L | ATT |
|---------|----------------|-------|-----|--------|
| Sep. 9 | KANSAS CITY | 21-26 | L | 45,083 |
| Sep. 14 | at Miami | 24-10 | W | 40,067 |
| Sep. 21 | at San Diego | 14-30 | L | 46,217 |
| Sep. 29 | OAKLAND | 15-24 | L | 46,098 |
| Oct. 6 | MIAMI | 7-24 | L | 36,109 |
| Oct. 13 | at Boston | 16-0 | W | 32,502 |
| Oct. 20 | NEW YORK | 14-20 | L | 51,710 |
| Oct. 27 | at Buffalo | 30-7 | W | 34,339 |
| Nov. 3 | at Cincinnati | 27-17 | W | 24,012 |
| Nov. 10 | at New York | 7-26 | L | 60,242 |
| Nov. 17 | DENVER | 38-17 | W | 36,075 |
| Nov. 28 | at Kansas City | 10-24 | L | 48,493 |
| Dec. 7 | BUFFALO | 35-6 | W | 34,110 |
| Dec. 15 | BOSTON | 45-17 | W | 34,198 |

1967 (9-4-1, AFL EAST CHAMPIONS)

| DATE | OPPONENT | SCORE | W/L | ATT |
|---------|----------------|-------|-----|--------|
| Sep. 9 | KANSAS CITY | 20-25 | L | 28,003 |
| Sep. 17 | at Buffalo | 20-3 | W | 41,384 |
| Sep. 24 | at San Diego | 3-13 | L | 36,032 |
| Oct. 1 | DENVER | 10-6 | W | 21,798 |
| Oct. 15 | at New York | 28-28 | T | 62,729 |
| Oct. 22 | at Kansas City | 24-19 | W | 46,365 |
| Oct. 29 | BUFFALO | 10-3 | W | 30,060 |
| Nov. 5 | at Boston | 7-18 | L | 19,422 |
| Nov. 12 | at Denver | 20-18 | W | 30,392 |
| Nov. 26 | BOSTON | 27-6 | W | 28,044 |
| Dec. 3 | MIAMI | 17-14 | W | 20,979 |
| Dec. 10 | OAKLAND | 7-19 | L | 36,375 |
| Dec. 16 | SAN DIEGO | 24-17 | W | 19,870 |
| Dec. 23 | at Miami | 41-10 | W | 25,982 |
| Dec. 31 | at Oakland | 7-40 | L | 53,330 |

1966 (3-11)

| DATE | OPPONENT | SCORE | W/L | ATT |
|---------|----------------|-------|-----|--------|
| Sep. 3 | DENVER | 45-7 | W | 30,156 |
| Sep. 10 | OAKLAND | 31-0 | W | 31,763 |
| Sep. 18 | at New York | 13-52 | L | 54,681 |
| Sep. 25 | at Buffalo | 20-27 | L | 42,526 |
| Oct. 2 | at Denver | 38-40 | L | 27,203 |
| Oct. 16 | NEW YORK | 24-0 | W | 30,823 |
| Oct. 23 | MIAMI | 13-20 | L | 23,173 |
| Oct. 30 | at Kansas City | 23-48 | L | 31,676 |
| Nov. 6 | at Oakland | 23-38 | L | 34,102 |
| Nov. 13 | at Boston | 21-27 | L | 23,426 |
| Nov. 20 | BUFFALO | 20-42 | L | 27,312 |
| Dec. 4 | SAN DIEGO | 22-28 | L | 17,569 |
| Dec. 11 | BOSTON | 14-38 | L | 17,100 |
| Dec. 18 | at Miami | 28-29 | L | 20,045 |

1965 (4-10)

| DATE | OPPONENT | SCORE | W/L | ATT |
|---------|----------------|-------|-----|--------|
| Sep. 12 | NEW YORK | 27-21 | W | 52,680 |
| Sep. 19 | BOSTON | 31-10 | W | 32,445 |
| Sep. 26 | at Oakland | 17-21 | L | 18,166 |
| Oct. 3 | at San Diego | 14-31 | L | 28,190 |
| Oct. 17 | at Denver | 17-28 | L | 32,492 |
| Oct. 24 | KANSAS CITY | 38-36 | W | 34,670 |
| Oct. 31 | at Buffalo | 19-17 | W | 44,267 |
| Nov. 7 | OAKLAND | 21-33 | L | 35,729 |
| Nov. 14 | DENVER | 21-31 | L | 28,126 |
| Nov. 21 | at New York | 14-41 | L | 55,312 |
| Nov. 28 | at Kansas City | 21-52 | L | 16,459 |
| Dec. 5 | BUFFALO | 18-29 | L | 23,087 |
| Dec. 12 | SAN DIEGO | 26-37 | L | 24,120 |
| Dec. 18 | at Boston | 14-42 | L | 14,508 |

1964 (4-10)

| DATE | OPPONENT | SCORE | W/L | ATT |
|---------|----------------|-------|-----|--------|
| Sep. 12 | at San Diego | 21-27 | L | 22,632 |
| Sep. 19 | OAKLAND | 42-28 | W | 26,482 |
| Sep. 27 | at Denver | 38-17 | W | 22,651 |
| Oct. 4 | at Kansas City | 7-28 | L | 22,727 |
| Oct. 11 | BUFFALO | 17-48 | L | 26,218 |
| Oct. 17 | at New York | 21-24 | L | 32,840 |
| Oct. 25 | SAN DIEGO | 17-20 | L | 21,671 |
| Nov. 1 | at Buffalo | 10-24 | L | 40,119 |
| Nov. 6 | at Boston | 24-25 | L | 28,161 |
| Nov. 15 | at Oakland | 10-20 | L | 16,375 |
| Nov. 22 | KANSAS CITY | 19-28 | L | 17,782 |
| Nov. 29 | BOSTON | 17-34 | L | 17,560 |
| Dec. 13 | NEW YORK | 33-17 | W | 16,225 |
| Dec. 20 | DENVER | 34-15 | W | 15,839 |

1963 (6-8)

| DATE | OPPONENT | SCORE | W/L | ATT |
|---------|----------------|-------|-----|--------|
| Sep. 7 | OAKLAND | 13-24 | L | 24,749 |
| Sep. 14 | DENVER | 20-14 | W | 22,855 |
| Sep. 22 | at New York | 17-24 | L | 9,336 |
| Sep. 28 | at Buffalo | 31-20 | W | 32,340 |
| Oct. 6 | at Kansas City | 7-28 | L | 27,801 |
| Oct. 13 | at Denver | 33-24 | W | 24,087 |
| Oct. 20 | BUFFALO | 28-14 | W | 23,948 |
| Oct. 27 | KANSAS CITY | 28-7 | W | 26,331 |
| Nov. 1 | at Boston | 3-45 | L | 31,185 |
| Nov. 10 | NEW YORK | 31-27 | W | 23,615 |
| Dec. 1 | at San Diego | 0-27 | L | 31,713 |
| Dec. 8 | BOSTON | 28-46 | L | 23,462 |
| Dec. 15 | SAN DIEGO | 14-20 | L | 18,540 |
| Dec. 22 | at Oakland | 49-52 | L | 17,401 |

1962 (11-3, AFL EAST CHAMPIONS)

| DATE | OPPONENT | SCORE | W/L | ATT |
|---------|--------------|--------|-----|--------|
| Sep. 9 | at Buffalo | 28-23 | W | 31,236 |
| Sep. 16 | at Boston | 21-34 | L | 32,276 |
| Sep. 23 | at San Diego | 42-17 | W | 28,061 |
| Oct. 7 | BUFFALO | 17-14 | W | 26,350 |
| Oct. 14 | NEW YORK | 56-17 | W | 20,650 |
| Oct. 21 | at Denver | 10-20 | L | 34,496 |
| Oct. 28 | DALLAS | 7-31 | L | 31,750 |
| Nov. 4 | at Dallas | 14-6 | W | 29,017 |
| Nov. 11 | at Oakland | 28-20 | W | 11,000 |
| Nov. 18 | BOSTON | 21-17 | W | 35,250 |
| Nov. 25 | SAN DIEGO | 33-27 | W | 28,235 |
| Dec. 2 | DENVER | 34-17 | W | 30,650 |
| Dec. 9 | OAKLAND | 32-17 | W | 27,400 |
| Dec. 15 | at New York | 44-10 | W | 8,167 |
| Dec. 23 | DALLAS | 17-20* | L | 37,981 |

* Overtime

1961 (10-3-1, AFL EAST CHAMPIONS)

| DATE | OPPONENT | SCORE | W/L | ATT |
|---------|--------------|-------|-----|--------|
| Sep. 9 | OAKLAND | 55-0 | W | 16,231 |
| Sep. 24 | at San Diego | 24-34 | L | 29,210 |
| Oct. 1 | at Dallas | 21-26 | L | 28,000 |
| Oct. 8 | BUFFALO | 12-22 | L | 22,761 |
| Oct. 13 | at Boston | 31-31 | T | 15,070 |
| Oct. 22 | DALLAS | 38-7 | W | 21,237 |
| Oct. 29 | at Buffalo | 28-16 | W | 23,228 |
| Nov. 5 | at Denver | 55-14 | W | 11,564 |
| Nov. 12 | BOSTON | 27-15 | W | 35,649 |
| Nov. 19 | NEW YORK | 49-13 | W | 33,428 |
| Nov. 26 | DENVER | 45-14 | W | 27,864 |
| Dec. 3 | SAN DIEGO | 33-13 | W | 37,845 |
| Dec. 10 | at New York | 48-21 | W | 9,462 |
| Dec. 17 | at Oakland | 47-16 | W | 4,821 |
| Dec. 24 | at San Diego | 10-3 | W | 29,556 |

1960 (10-4, AFL EAST CHAMPIONS)

| DATE | OPPONENT | SCORE | W/L | ATT |
|---------|----------------|-------|-----|--------|
| Sep. 11 | at Oakland | 37-22 | W | 12,703 |
| Sep. 18 | LOS ANGELES | 38-28 | W | 20,156 |
| Sep. 25 | OAKLAND | 13-14 | L | 16,421 |
| Oct. 9 | NEW YORK | 27-21 | W | 16,151 |
| Oct. 16 | DALLAS | 20-10 | W | 19,026 |
| Oct. 23 | at New York | 42-28 | W | 21,000 |
| Oct. 30 | at Buffalo | 24-25 | L | 23,001 |
| Nov. 6 | at Denver | 45-25 | W | 14,489 |
| Nov. 13 | at Los Angeles | 21-24 | L | 21,805 |
| Nov. 20 | DENVER | 20-10 | W | 20,778 |
| Nov. 25 | at Boston | 24-10 | W | 27,123 |
| Dec. 4 | at Dallas | 0-24 | L | 20,000 |
| Dec. 11 | BUFFALO | 31-23 | W | 25,247 |
| Dec. 18 | BOSTON | 37-21 | W | 22,352 |
| Jan. 1 | LOS ANGELES | 24-16 | W | 32,183 |

TITANS VS. THE NFL

All-time regular season and playoff records versus 31 current NFL opponents

| OPPONENT | FIRST MEETING | REGULAR SEASON | | | POSTSEASON | | | COMBINED | | | STREAK | LAST TIME |
|----------------------|---------------|----------------|---------|---------|------------|------|-------|----------|---------|---------|--------|----------------------------|
| | | HOME | AWAY | TOTAL | HOME | AWAY | TOTAL | HOME | AWAY | TOTAL | | |
| Arizona Cardinals | 1970 | 2-4-0 | 2-3-0 | 4-7-0 | 0-0 | 0-0 | 0-0 | 2-4-0 | 2-3-0 | 4-7-0 | L2 | 12/10/17 at Ari, L 7-12 |
| Atlanta Falcons | 1972 | 5-2-0 | 3-5-0 | 8-7-0 | 0-0 | 0-0 | 0-0 | 5-2-0 | 3-5-0 | 8-7-0 | W1 | 9/29/19 at Atl, W 24-10 |
| Baltimore Ravens | 1996 | 6-5-0 | 4-5-0 | 10-10-0 | 0-2 | 2-0 | 2-2 | 6-7-0 | 6-5-0 | 12-12-0 | W1 | 1/11/20 at Bal, W 28-12 |
| Buffalo Bills | 1960 | 13-8-0 | 14-9-0 | 27-17-0 | 1-0 | 0-2 | 1-2 | 14-8-0 | 14-11-0 | 28-19-0 | L3 | 10/6/19 at Ten, L 7-14 |
| Carolina Panthers | 1996 | 1-2-0 | 2-1-0 | 3-3-0 | 0-0 | 0-0 | 0-0 | 1-2-0 | 2-1-0 | 3-3-0 | L2 | 11/3/19 at Car, L 20-30 |
| Chicago Bears | 1973 | 2-4-0 | 4-2-0 | 6-6-0 | 0-0 | 0-0 | 0-0 | 2-4-0 | 4-2-0 | 6-6-0 | W1 | 11/27/16 at Chi, W 27-21 |
| Cincinnati Bengals | 1968 | 23-13-1 | 17-20-0 | 40-33-1 | 0-0 | 0-1 | 0-1 | 23-13-1 | 17-21-0 | 40-34-1 | W1 | 11/12/17 at Ten, W 24-20 |
| Cleveland Browns | 1970 | 14-19-0 | 17-16-0 | 31-35-0 | 0-0 | 1-0 | 1-0 | 14-19-0 | 17-16-0 | 31-35-0 | W3 | 9/8/19 at Cle, W 43-13 |
| Dallas Cowboys | 1970 | 2-5-0 | 5-3-0 | 7-8-0 | 0-0 | 0-0 | 0-0 | 2-5-0 | 5-3-0 | 7-8-0 | W1 | 11/5/18 at Dal, W 28-14 |
| Denver Broncos | 1960 | 15-6-0 | 7-10-1 | 22-16-1 | 1-0 | 0-2 | 1-2 | 16-6-0 | 7-12-1 | 23-18-1 | L1 | 10/13/19 at Den, L 0-16 |
| Detroit Lions | 1971 | 5-2-0 | 4-1-0 | 9-3-0 | 0-0 | 0-0 | 0-0 | 5-2-0 | 4-1-0 | 9-3-0 | W5 | 9/18/16 at Det, W 16-15 |
| Green Bay Packers | 1972 | 3-3-0 | 4-2-0 | 7-5-0 | 0-0 | 0-0 | 0-0 | 3-3-0 | 4-2-0 | 7-5-0 | W1 | 11/13/16 at Ten, W 47-25 |
| Houston Texans | 2002 | 11-7-0 | 8-10-0 | 19-17-0 | 0-0 | 0-0 | 0-0 | 11-7-0 | 8-10-0 | 19-17-0 | W1 | 12/29/19 at Hou, W 35-14 |
| Indianapolis Colts | 1970 | 8-15-0 | 8-19-0 | 16-34-0 | 0-0 | 1-0 | 1-0 | 8-15-0 | 9-19-0 | 17-34-0 | W1 | 12/1/19 at Ind, W 31-17 |
| Jacksonville Jaguars | 1995 | 16-9-0 | 13-12-0 | 29-21-0 | 0-0 | 1-0 | 1-0 | 16-9-0 | 14-12-0 | 30-21-0 | W1 | 11/24/19 at Ten, W 42-20 |
| Kansas City Chiefs | 1960 | 13-10-0 | 10-17-0 | 23-27-0 | 0-2 | 1-1 | 1-3 | 13-12-0 | 11-18-0 | 24-30-0 | L1 | 1/19/20 at KC, L 24-35 |
| Los Angeles Chargers | 1960 | 12-9-0 | 3-18-1 | 15-27-1 | 1-0 | 2-1 | 3-1 | 13-9-0 | 5-19-1 | 18-28-1 | W1 | 10/20/19 at Ten, W 23-20 |
| Los Angeles Rams | 1973 | 3-4-0 | 2-3-0 | 5-7-0 | 0-0 | 0-0 | 0-1* | 3-4-0 | 2-3-0 | 5-8-0* | L1 | 12/24/17 at Ten, L 23-27 |
| Miami Dolphins | 1966 | 8-8-0 | 8-13-0 | 16-21-0 | 0-0 | 1-0 | 1-0 | 8-8-0 | 9-13-0 | 17-21-0 | L2 | 9/9/18 at Mia, L 20-27 |
| Minnesota Vikings | 1974 | 3-2-0 | 1-7-0 | 4-9-0 | 0-0 | 0-0 | 0-0 | 3-2-0 | 1-7-0 | 4-9-0 | L2 | 9/11/16 at Ten, L 16-25 |
| New England Patriots | 1960 | 11-7-0 | 5-16-1 | 16-23-1 | 0-0 | 2-2 | 2-2 | 11-7-0 | 7-18-1 | 18-25-1 | W2 | 1/4/20 at NE, W 20-13 |
| New Orleans Saints | 1971 | 2-4-1 | 6-2-0 | 8-6-1 | 0-0 | 0-0 | 0-0 | 2-4-1 | 6-2-0 | 8-6-1 | L1 | 12/22/19 at TEN, L 28-38 |
| New York Giants | 1973 | 3-3-0 | 3-3-0 | 6-6-0 | 0-0 | 0-0 | 0-0 | 3-3-0 | 3-3-0 | 6-6-0 | W1 | 12/16/18 at NY, W 17-0 |
| New York Jets | 1960 | 18-6-0 | 6-13-1 | 24-19-1 | 1-0 | 0-0 | 1-0 | 19-7-0 | 6-12-1 | 25-19-1 | W1 | 12/2/18 at Ten, W 26-22 |
| Oakland Raiders | 1960 | 15-14-0 | 6-12-0 | 21-26-0 | 0-0 | 0-4 | 0-4 | 15-14-0 | 6-16-0 | 21-30-0 | W1 | 12/8/19 at Oak, W 42-21 |
| Philadelphia Eagles | 1972 | 3-3-0 | 2-4-0 | 5-7-0 | 0-0 | 0-0 | 0-0 | 3-3-0 | 2-4-0 | 5-7-0 | W1 | 9/30/18 at Ten, W 26-23 OT |
| Pittsburgh Steelers | 1970 | 19-18-0 | 12-25-0 | 31-43-0 | 1-1 | 0-2 | 1-3 | 20-19-0 | 12-27-0 | 32-46-0 | L2 | 11/16/17 at Pit, L 17-40 |
| San Francisco 49ers | 1970 | 2-5-0 | 3-4-0 | 5-9-0 | 0-0 | 0-0 | 0-0 | 2-5-0 | 3-4-0 | 5-9-0 | L2 | 12/17/17 at SF, L 23-25 |
| Seattle Seahawks | 1977 | 4-3-0 | 2-7-0 | 6-10-0 | 1-0 | 0-0 | 1-0 | 5-3-0 | 2-7-0 | 7-10-0 | W1 | 9/24/17 at Ten, W 33-27 |
| Tampa Bay Buccaneers | 1976 | 8-0-0 | 2-2-0 | 10-2-0 | 0-0 | 0-0 | 0-0 | 8-0-0 | 2-2-0 | 10-2-0 | W3 | 10/27/19 at Ten, W 27-23 |
| Washington Redskins | 1971 | 4-2-0 | 3-4-0 | 7-6-0 | 0-0 | 0-0 | 0-0 | 3-2-0 | 3-4-0 | 6-6-0 | W1 | 12/22/18 at Ten, W 25-16 |

* Series vs. Los Angeles includes Super Bowl XXXIV loss in Atlanta, Ga.

^ Game played in London, U.K.

Notes: The Cardinals were previously the Phoenix Cardinals (1988-93), St. Louis Cardinals (1960-87) and Chicago Cardinals (1920-59). The Bears were previously the Decatur Staleys (1920) and Chicago Staleys (1921). The Browns did not play from 1996-98 and rejoined league as expansion team in 1999. The Colts were previously the Baltimore Colts (1953-83). The Chiefs were previously the Dallas Texans (1960-62). The Patriots were previously the Boston Patriots (1960-70). The Jets were previously the New York Titans (1960-62). The Raiders (Oakland Raiders from 1960-81 and 1995-present) were previously the Los Angeles Raiders (1982-94). The Rams were previously the Cleveland Rams (1937-42, 1944-45) and the St. Louis Rams (1995-2015).

TEAM-BY-TEAM RESULTS

Oilers/Titans Home Stadium Dates

1960-64: Jeppesen Stadium, Houston
 1965-67: Rice Stadium, Houston
 1968-96: Astrodome, Houston
 1997: Liberty Bowl, Memphis
 1998: Vanderbilt Stadium, Nashville
 1999-Present: Nissan Stadium, Nashville

Abbreviations

AFL Champ - AFL Championship game
 AFL Div - AFL Divisional playoff game
 WC - first round playoff game (Wild Card)
 Div - Divisional playoff game
 Champ - AFC Championship game
 SB - Super Bowl XXXIV



vs. ARIZONA CARDINALS

Regular Season: 4-7 (Home 2-4, Away 2-3) • Playoffs: 0-0

| Date | Site | W/L | Score |
|----------|------|-----|-------|
| 11-1-70 | St.L | L | 0-44 |
| 10-20-74 | Hou | L | 27-31 |
| 10-7-79 | Hou | L | 17-24 |
| 10-27-85 | St.L | W | 20-10 |
| 11-20-88 | Hou | W | 38-20 |
| 12-4-94 | Hou | L | 12-30 |
| 10-26-97 | Ariz | W | 41-14 |
| 10-23-05 | Ariz | L | 10-20 |

| Date | Site | W/L | Score |
|----------|------|-----|----------|
| 11-29-09 | Tenn | W | 20-17 |
| 12-15-13 | Tenn | L | 34-37 OT |
| 12-10-17 | Ariz | L | 7-12 |

Points: Titans 226, Cardinals 259
Longest Win Streak: 2 (1985-88)
Longest Losing Streak: 3 (1970-79)
At Nissan Stadium: 1-1
At Univ. of Phoenix Stadium: 0-1



vs. ATLANTA FALCONS

Regular Season: 8-7 (Home 5-2, Away 3-5) • Playoffs: 0-0

| Date | Site | W/L | Score |
|----------|------|-----|-------|
| 12-3-72 | Atl | L | 10-20 |
| 11-28-76 | Hou | W | 20-14 |
| 9-3-78 | Atl | L | 14-20 |
| 11-29-81 | Hou | L | 27-31 |
| 9-23-84 | Atl | L | 10-42 |
| 10-25-87 | Hou | W | 37-33 |

| Date | Site | W/L | Score |
|----------|------|-----|-------|
| 9-9-90 | Atl | L | 27-47 |
| 12-5-93 | Hou | W | 33-17 |
| 10-13-96 | Atl | W | 23-13 |
| 12-19-99 | Tenn | W | 30-17 |
| 11-23-03 | Atl | W | 38-31 |
| 10-7-07 | Tenn | W | 20-13 |

| Date | Site | W/L | Score |
|----------|------|-----|-------|
| 11-20-11 | Atl | L | 17-23 |
| 10-25-15 | Ten | L | 7-10 |
| 9-29-19 | Atl | W | 24-10 |

Points: Titans 337, Falcons 341
Longest Win Streak: 5 (1993-2007)
Longest Losing Streak: 3 (1978-84)
At Nissan Stadium: 2-1
At Georgia Dome: 2-1
At Mercedes-Benz Stadium: 1-0



vs. BALTIMORE RAVENS

Regular Season: 10-10 (Home 6-5, Away 4-5) • Playoffs: 2-2 (Home 0-2, Away 2-0)

| Date | Site | W/L | Score |
|----------|------|-----|----------|
| 9-15-96 | Hou | W | 29-13 |
| 12-22-96 | Balt | W | 24-21 OT |
| 9-21-97 | Tenn | L | 10-36 |
| 12-14-97 | Balt | L | 19-21 |
| 10-11-98 | Balt | W | 12-8 |
| 12-6-98 | Tenn | W | 16-14 |
| 10-10-99 | Tenn | W | 14-11 |
| 12-5-99 | Balt | L | 14-41 |

| Date | Site | W/L | Score |
|---------------|-------------|----------|--------------------|
| 10-22-00 | Balt | W | 14-6 |
| 11-12-00 | Tenn | L | 23-24 |
| 1-7-01 | Tenn | L | 10-24 (Div) |
| 10-7-01 | Balt | L | 7-26 |
| 11-12-01 | Tenn | L | 10-16 |
| 11-24-02 | Balt | L | 12-13 |
| 1-3-04 | Balt | W | 20-17 (WC) |
| 9-18-05 | Tenn | W | 25-10 |

| Date | Site | W/L | Score |
|----------------|-------------|----------|--------------------|
| 11-12-06 | Tenn | L | 26-27 |
| 10-05-08 | Balt | W | 13-10 |
| 1-10-09 | Tenn | L | 10-13 (Div) |
| 9-18-11 | Tenn | W | 26-13 |
| 11-9-14 | Balt | L | 7-21 |
| 11-5-17 | Tenn | W | 23-20 |
| 10-14-18 | Tenn | L | 0-21 |
| 1-11-20 | Balt | W | 28-12 (Div) |

Points: Titans 392, Ravens 438
Longest Win Streak: 3 (1998-99)
Longest Losing Streak: 5 (2000-02)
At Nissan Stadium: 4-6
At M&T Bank Stadium: 5-4
Series Sweeps: Titans (1996, 98); Ravens (1997, 2001)



vs. BUFFALO BILLS

Regular Season: 27-16 (Home 13-8, Away 14-8) • Playoffs: 1-2 (Home 1-0, Away 0-2)

| Date | Site | W/L | Score |
|----------|------|-----|-------|
| 10-30-60 | Buff | L | 24-25 |
| 12-11-60 | Hou | W | 31-23 |
| 10-8-61 | Hou | L | 12-22 |
| 10-29-61 | Buff | W | 28-16 |
| 9-9-62 | Buff | W | 28-23 |
| 10-7-62 | Hou | W | 17-14 |
| 9-28-63 | Buff | W | 31-20 |
| 10-20-63 | Hou | W | 28-14 |
| 10-11-64 | Hou | L | 17-48 |
| 11-1-64 | Buff | L | 10-24 |
| 10-31-65 | Buff | W | 19-17 |
| 12-5-65 | Hou | L | 18-29 |
| 9-25-66 | Buff | L | 20-27 |
| 11-20-66 | Hou | L | 20-42 |
| 9-17-67 | Buff | W | 20-3 |

| Date | Site | W/L | Score |
|---------------|-------------|----------|--------------------|
| 10-29-67 | Hou | W | 10-3 |
| 10-27-68 | Buff | W | 30-7 |
| 12-7-68 | Hou | W | 35-6 |
| 9-21-69 | Buff | W | 17-3 |
| 10-5-69 | Hou | W | 28-14 |
| 12-12-71 | Buff | W | 20-14 |
| 11-10-74 | Buff | W | 21-9 |
| 9-19-76 | Buff | W | 13-3 |
| 10-15-78 | Hou | W | 17-10 |
| 9-25-83 | Buff | L | 13-30 |
| 11-10-85 | Buff | L | 0-20 |
| 12-21-86 | Hou | W | 16-7 |
| 9-20-87 | Buff | L | 30-34 |
| 1-1-89 | Buff | L | 10-17 (Div) |
| 9-24-89 | Hou | L | 41-47 OT |

| Date | Site | W/L | Score |
|---------------|-------------|----------|----------------------|
| 11-26-90 | Hou | W | 27-24 |
| 12-27-92 | Hou | W | 27-3 |
| 1-3-93 | Buff | L | 38-41 OT (WC) |
| 10-11-93 | Buff | L | 7-35 |
| 9-18-94 | Hou | L | 7-15 |
| 12-24-95 | Buff | W | 28-17 |
| 11-23-97 | Tenn | W | 31-14 |
| 1-8-00 | Tenn | W | 22-16 (WC) |
| 9-3-00 | Buff | L | 13-16 |
| 12-14-03 | Tenn | W | 28-26 |
| 12-24-06 | Buff | W | 30-29 |
| 11-15-09 | Tenn | W | 41-17 |
| 12-4-11 | Buff | W | 23-17 |
| 10-21-12 | Buff | W | 35-34 |
| 10-11-15 | Tenn | L | 13-14 |

Points: Titans 1,000, Bills 902
Longest Win Streak: 10 (1967-78)
Longest Losing Streak: 3 (last 2015-19)
At Nissan Stadium: 3-1 overall (1-0 post)
At Ralph Wilson Stadium: 6-7 overall (0-2 postseason)
At New Era Field: 0-1 overall
Series Sweeps: Titans (1962, 63, 67, 68, 69); Bills (1964, 66)



vs. CAROLINA PANTHERS

Regular Season: 3-3 (Home 1-2, Away 2-1) • Playoffs: 0-0

| Date | Site | W/L | Score |
|----------|------|-----|-------|
| 11-24-96 | Hou | L | 6-31 |
| 10-19-03 | Car | W | 37-17 |
| 11-4-07 | Tenn | W | 20-7 |
| 11-13-11 | Car | W | 30-3 |
| 11-15-15 | Tenn | L | 10-27 |

| Date | Site | W/L | Score |
|---------|------|-----|-------|
| 11-3-19 | Car | L | 20-30 |

Total Points: Titans 123, Panthers 115
Longest Win Streak: 3 (2003-11)
Longest Losing Streak: 2 (2015-19)
At Nissan Stadium: 1-1
At Bank of America Stadium: 2-1



vs. CHICAGO BEARS

Regular Season: 6-6 (Home 2-4, Away 4-2) • Playoffs: 0-0

| Date | Site | W/L | Score |
|----------|------|-----|-------|
| 10-28-73 | Chi | L | 14-35 |
| 11-6-77 | Hou | W | 47-0 |
| 11-16-80 | Chi | W | 10-6 |
| 10-12-86 | Hou | L | 7-20 |
| 10-15-89 | Chi | W | 33-28 |

| Date | Site | W/L | Score |
|----------|------|-----|----------|
| 12-7-92 | Hou | W | 24-7 |
| 10-22-95 | Chi | L | 32-35 |
| 10-25-98 | Tenn | L | 20-23 |
| 11-14-04 | Tenn | L | 17-19 OT |
| 11-9-08 | Chi | W | 21-14 |

| Date | Site | W/L | Score |
|----------|------|-----|-------|
| 11-4-12 | Tenn | L | 20-51 |
| 11-27-16 | Chi | W | 27-21 |

Total Points: Titans 272, Bears 249
Longest Win Streak: 2 (last 1989-92)
Longest Losing Streak: 3 (1995-04)
At Nissan Stadium: 0-2
At Soldier Field: 4-2



vs. CINCINNATI BENGALS

Regular Season: 40-33-1 (Home 23-13-1, Away 17-20) • Playoffs: 0-1 (Home 0-0, Away 0-1)

| Date | Site | W/L | Score |
|----------|------|-----|----------|
| 11-3-68 | Cin | W | 27-17 |
| 11-9-69 | Hou | T | 31-31 |
| 10-4-70 | Cin | W | 20-13 |
| 12-13-70 | Hou | L | 20-30 |
| 10-31-71 | Hou | W | 10-6 |
| 11-21-71 | Cin | L | 13-28 |
| 10-29-72 | Cin | L | 7-30 |
| 12-17-72 | Hou | L | 17-61 |
| 9-23-73 | Cin | L | 10-24 |
| 12-16-73 | Hou | L | 24-27 |
| 10-27-74 | Cin | W | 21-34 |
| 11-17-74 | Hou | W | 20-3 |
| 10-5-75 | Hou | L | 19-21 |
| 11-30-75 | Cin | L | 19-23 |
| 10-24-76 | Hou | L | 7-27 |
| 11-14-76 | Cin | L | 27-31 |
| 10-30-77 | Cin | L | 10-13 OT |
| 12-18-77 | Hou | W | 21-16 |
| 10-29-78 | Cin | L | 13-28 |
| 11-26-78 | Hou | W | 17-10 |
| 9-23-79 | Cin | W | 30-27 OT |
| 11-18-79 | Hou | W | 42-21 |

| Date | Site | W/L | Score |
|----------|------|-----|-------|
| 9-28-80 | Cin | W | 13-10 |
| 10-26-80 | Hou | W | 23-3 |
| 10-4-81 | Hou | W | 17-10 |
| 11-1-81 | Cin | L | 21-34 |
| 9-12-82 | Cin | L | 6-27 |
| 1-2-83 | Hou | L | 27-35 |
| 11-6-83 | Hou | L | 14-55 |
| 11-20-83 | Cin | L | 10-38 |
| 10-7-84 | Cin | L | 3-13 |
| 10-28-84 | Hou | L | 13-31 |
| 10-20-85 | Hou | W | 27-44 |
| 12-1-85 | Cin | L | 27-45 |
| 10-19-86 | Cin | L | 28-31 |
| 11-9-86 | Hou | W | 32-28 |
| 11-1-87 | Cin | W | 31-29 |
| 12-27-87 | Hou | W | 21-17 |
| 10-23-88 | Cin | L | 21-44 |
| 12-11-88 | Hou | W | 41-6 |
| 11-13-89 | Hou | W | 26-24 |
| 12-17-89 | Cin | L | 7-61 |
| 10-14-90 | Hou | W | 48-17 |
| 12-23-90 | Cin | L | 20-40 |

| Date | Site | W/L | Score |
|---------------|------------|----------|-------------------|
| 1-6-91 | Cin | L | 14-41 (WC) |
| 9-8-91 | Cin | W | 30-7 |
| 10-27-91 | Hou | W | 35-3 |
| 10-11-92 | Cin | W | 38-24 |
| 10-25-92 | Hou | W | 26-10 |
| 10-24-93 | Hou | W | 28-12 |
| 11-14-93 | Cin | W | 38-3 |
| 9-25-94 | Hou | W | 20-13 |
| 11-13-94 | Cin | L | 31-34 |
| 9-24-95 | Cin | W | 38-28 |
| 11-12-95 | Hou | L | 25-32 |
| 10-6-96 | Cin | W | 30-27 OT |
| 12-15-96 | Hou | L | 13-21 |
| 10-12-97 | Tenn | W | 30-7 |
| 12-4-97 | Cin | L | 14-41 |
| 9-6-98 | Cin | W | 23-14 |
| 10-18-98 | Tenn | W | 44-14 |
| 9-12-99 | Tenn | W | 36-35 |
| 11-14-99 | Cin | W | 24-14 |
| 10-8-00 | Cin | W | 23-14 |
| 12-10-00 | Tenn | W | 35-3 |
| 11-18-01 | Cin | W | 20-7 |

| Date | Site | W/L | Score |
|----------|------|-----|-------|
| 1-6-02 | Tenn | L | 21-23 |
| 10-27-02 | Cin | W | 30-24 |
| 10-31-04 | Tenn | W | 27-20 |
| 10-16-05 | Tenn | L | 23-31 |
| 11-25-07 | Cin | L | 6-35 |
| 9-14-08 | Cin | W | 24-7 |
| 11-6-11 | Tenn | L | 17-24 |
| 9-21-14 | Cin | L | 7-33 |
| 11-12-17 | Tenn | W | 24-20 |

Total Points: Titans 1,725, Bengals 1,754
Longest Win Streak: 7 (last 1998-01)
Longest Losing Streak: 7 (1981-84)
At Nissan Stadium: 4-3
At Paul Brown Stadium: 4-2
Series Sweeps: Titans (1974, 79, 80, 87, 91, 92, 93, 98, 99, 00); Bengals (1972, 73, 75, 76, 82, 83, 84)



vs. CLEVELAND BROWNS

Regular Season: 31-35 (Home 14-19, Away 17-16) • Playoffs: 1-0 (Home 0-0, Away 1-0)

| Date | Site | W/L | Score |
|----------|------|-----|-------|
| 11-22-70 | Clev | L | 14-28 |
| 12-7-70 | Hou | L | 10-21 |
| 9-19-71 | Clev | L | 0-31 |
| 11-28-71 | Hou | L | 24-27 |
| 10-22-72 | Hou | L | 17-23 |
| 11-5-72 | Clev | L | 0-20 |
| 10-21-73 | Clev | L | 13-42 |
| 11-11-73 | Hou | L | 13-23 |
| 9-22-74 | Clev | L | 7-20 |
| 12-15-74 | Hou | W | 24-28 |
| 10-12-75 | Clev | W | 10-40 |
| 12-21-75 | Hou | W | 10-21 |
| 11-7-76 | Hou | L | 7-21 |
| 12-5-76 | Clev | L | 10-13 |
| 10-16-77 | Hou | L | 23-24 |
| 12-11-77 | Clev | W | 15-19 |
| 10-1-78 | Clev | W | 13-16 |
| 11-5-78 | Hou | W | 10-14 |
| 9-30-79 | Hou | W | 31-10 |
| 12-2-79 | Clev | L | 7-14 |

| Date | Site | W/L | Score |
|-----------------|-------------|----------|-------------------|
| 9-15-80 | Clev | W | 7-16 |
| 11-30-80 | Hou | L | 14-17 |
| 9-13-81 | Clev | W | 9-3 |
| 12-3-81 | Hou | W | 17-13 |
| 12-26-82 | Hou | L | 14-20 |
| 10-30-83 | Clev | L | 19-25 OT |
| 12-11-83 | Hou | W | 27-34 |
| 11-25-84 | Clev | L | 10-27 |
| 12-16-84 | Hou | L | 20-27 |
| 10-13-85 | Hou | L | 6-21 |
| 12-15-85 | Clev | L | 21-28 |
| 9-14-86 | Hou | L | 20-23 |
| 11-30-86 | Clev | L | 10-13 OT |
| 10-11-87 | Clev | W | 15-10 |
| 11-22-87 | Hou | L | 7-40 |
| 11-7-88 | Hou | W | 24-17 |
| 12-18-88 | Clev | L | 23-28 |
| 12-24-88 | Clev | W | 24-23 (WC) |
| 10-29-89 | Clev | L | 17-28 |
| 12-23-89 | Hou | L | 20-24 |

| Date | Site | W/L | Score |
|----------|------|-----|----------|
| 11-18-90 | Clev | W | 35-23 |
| 12-9-90 | Hou | W | 58-14 |
| 11-17-91 | Hou | W | 28-24 |
| 12-15-91 | Clev | W | 17-14 |
| 11-8-92 | Hou | L | 14-24 |
| 12-20-92 | Clev | W | 17-14 |
| 11-21-93 | Clev | W | 27-20 |
| 12-12-93 | Hou | W | 19-17 |
| 10-13-94 | Hou | L | 8-11 |
| 11-27-94 | Clev | L | 10-34 |
| 9-17-95 | Hou | L | 7-14 |
| 11-5-95 | Clev | W | 37-10 |
| 9-19-99 | Tenn | W | 26-9 |
| 11-28-99 | Clev | W | 33-21 |
| 11-19-00 | Tenn | W | 24-10 |
| 12-17-00 | Clev | W | 24-0 |
| 12-2-01 | Clev | W | 31-15 |
| 12-30-01 | Tenn | L | 38-41 |
| 9-22-02 | Tenn | L | 28-31 OT |
| 11-6-05 | Clev | L | 14-20 |

| Date | Site | W/L | Score |
|----------|------|-----|-------|
| 12-7-08 | Tenn | W | 28-9 |
| 10-2-11 | Clev | W | 31-13 |
| 10-5-14 | Tenn | L | 28-29 |
| 9-20-15 | Clev | L | 14-28 |
| 10-16-16 | Tenn | W | 28-26 |
| 10-22-17 | Clev | W | 12-9 |
| 9-8-19 | Clev | W | 43-13 |

Total Points: Titans 1,333, Browns 1,323
Longest Win Streak: 6 (1995-01)
Longest Losing Streak: 9 (1970-74)
At Nissan Stadium: 4-3
At FirstEnergy Stadium: 6-2
Series Sweeps: Titans (1975, 78, 81, 90, 91, 93, 99, 00); Browns (1970, 71, 72, 73, 76, 84, 85, 86, 89, 94)



vs. DALLAS COWBOYS

Regular Season: 7-8 (Home 2-5, Away 5-3) • Playoffs: 0-0

| Date | Site | W/L | Score |
|----------|------|-----|----------|
| 12-20-70 | Dal | L | 10-52 |
| 11-24-74 | Hou | L | 0-10 |
| 11-22-79 | Dal | W | 30-24 |
| 12-13-82 | Hou | L | 7-37 |
| 9-29-85 | Hou | L | 10-17 |
| 11-24-88 | Dal | W | 25-17 |
| 11-10-91 | Hou | W | 26-23 OT |
| 9-11-94 | Dal | L | 17-20 |

| Date | Site | W/L | Score |
|----------|------|-----|-------|
| 11-27-97 | Dal | W | 27-14 |
| 12-25-00 | Tenn | W | 31-0 |
| 9-15-02 | Dal | L | 13-21 |
| 10-1-06 | Tenn | L | 14-45 |
| 10-10-10 | Dal | W | 34-27 |
| 9-14-14 | Tenn | L | 10-26 |
| 11-5-18 | Dal | W | 28-14 |

Total Points: Titans 282, Cowboys 347
Longest Win Streak: 2 (last 1997-00)
Longest Losing Streak: 2 (last 2002-06)
At Nissan Stadium: 1-1
At AT&T Stadium: 2-0



vs. DENVER BRONCOS

Regular Season: 22-16-1 (Home 15-6, Away 7-10-1) • Playoffs: 1-2 (Home 1-0, Away 0-2)

| Date | Site | W/L | Score |
|----------|------|-----|-------|
| 11-6-60 | Den | W | 45-25 |
| 11-20-60 | Hou | W | 20-10 |
| 11-5-61 | Den | W | 55-13 |
| 11-26-61 | Hou | W | 45-14 |
| 10-21-62 | Den | L | 10-20 |
| 12-2-62 | Hou | W | 34-17 |
| 9-14-63 | Hou | W | 14-20 |
| 10-13-63 | Den | W | 33-24 |
| 9-27-64 | Den | W | 38-17 |
| 12-20-64 | Hou | W | 34-15 |
| 10-17-65 | Den | L | 17-28 |
| 11-14-65 | Hou | L | 21-31 |
| 9-3-66 | Hou | W | 45-7 |
| 10-2-66 | Den | L | 38-40 |

| Date | Site | W/L | Score |
|----------|------|-----|-----------|
| 10-1-67 | Hou | W | 10-6 |
| 11-12-67 | Den | W | 20-18 |
| 11-17-68 | Hou | W | 38-17 |
| 10-26-69 | Hou | W | 24-21 |
| 11-16-69 | Den | T | 20-20 |
| 11-29-70 | Hou | W | 31-21 |
| 9-17-72 | Den | L | 17-30 |
| 10-14-73 | Hou | L | 20-48 |
| 12-8-74 | Den | L | 14-38 |
| 10-10-76 | Hou | W | 17-3 |
| 12-4-77 | Hou | L | 14-24 |
| 12-23-79 | Hou | W | 13-7 (WC) |
| 11-2-80 | Den | W | 20-16 |
| 10-9-83 | Hou | L | 14-26 |

| Date | Site | W/L | Score |
|----------|------|-----|-------------|
| 10-6-85 | Den | L | 20-31 |
| 10-4-87 | Den | W | 40-10 |
| 1-10-88 | Den | L | 10-34 (Div) |
| 10-6-91 | Hou | W | 42-14 |
| 1-4-92 | Den | L | 24-26 (Div) |
| 10-18-92 | Den | L | 21-27 |
| 11-26-95 | Hou | W | 42-33 |
| 12-25-04 | Tenn | L | 16-37 |
| 11-19-07 | Den | L | 20-34 |
| 10-3-10 | Tenn | L | 20-26 |
| 9-25-11 | Tenn | W | 17-14 |
| 12-8-13 | Den | L | 28-51 |
| 12-11-16 | Ten | W | 13-10 |
| 10-13-19 | Den | L | 0-16 |

Total Points: Titans 1,040, Broncos 933
Longest Win Streak: 5 (1962-65)
Longest Losing Streak: 3 (1972-74, 2004-10)
At Nissan Stadium: 2-2
At Broncos Stadium at Mile High: 0-2
At Empower Field at Mile High: 0-1
Series Sweeps: Titans (1960, 61, 63, 64, 67, 68); Broncos (1965)



vs. DETROIT LIONS

Regular Season: 9-3 (Home 5-2, Away 4-1) • Playoffs: 0-0

| Date | Site | W/L | Score |
|----------|------|-----|-------|
| 10-17-71 | Hou | L | 7-31 |
| 10-26-75 | Hou | W | 24-8 |
| 11-13-83 | Hou | W | 27-17 |
| 10-5-86 | Det | L | 13-24 |
| 11-5-89 | Hou | W | 35-31 |
| 11-26-92 | Det | W | 24-21 |

| Date | Site | W/L | Score |
|----------|------|-----|----------|
| 12-10-95 | Hou | L | 17-24 |
| 10-21-01 | Det | W | 27-24 |
| 1-2-05 | Tenn | W | 24-19 |
| 11-27-08 | Det | W | 47-10 |
| 9-23-12 | Tenn | W | 44-41 OT |
| 9-18-16 | Det | W | 16-15 |

Total Points: Titans 305, Lions 265
Longest Win Streak: 5 (2001-16)
Longest Losing Streak: 1 (last 1995)
At Nissan Stadium: 2-0
At Ford Field: 2-0



vs. GREEN BAY PACKERS

Regular Season: 7-5 (Home 3-3, Away 4-2) • Playoffs: 0-0

| Date | Site | W/L | Score |
|----------|------|-----|----------|
| 11-19-72 | Hou | L | 10-23 |
| 9-25-77 | GB | W | 16-10 |
| 12-14-80 | GB | W | 22-3 |
| 9-4-83 | Hou | L | 38-41 OT |
| 9-7-86 | GB | W | 31-3 |
| 12-13-92 | Hou | L | 14-16 |

| Date | Site | W/L | Score |
|----------|------|-----|----------|
| 12-20-98 | GB | L | 22-30 |
| 12-16-01 | Tenn | W | 26-20 |
| 10-11-04 | GB | W | 48-27 |
| 11-02-08 | Tenn | W | 19-16 OT |
| 12-23-12 | GB | L | 7-55 |
| 11-13-16 | Tenn | W | 47-25 |

Total Points: Titans 300, Packers 269
Longest Win Streak: 3 (last 2001-08)
Longest Losing Streak: 2 (1992-98)
At Nissan Stadium: 3-0
At Lambeau Field: 4-2



vs. HOUSTON TEXANS

Regular Season: 19-17 (Home 11-7, Away 8-10) • Playoffs: 0-0

| Date | Site | W/L | Score |
|----------|------|-----|----------|
| 11-10-02 | Tenn | W | 17-10 |
| 12-29-02 | Hou | W | 13-3 |
| 10-12-03 | Tenn | W | 38-17 |
| 12-21-03 | Hou | W | 27-24 |
| 10-17-04 | Tenn | L | 10-20 |
| 11-28-04 | Hou | L | 21-31 |
| 10-9-05 | Hou | W | 34-20 |
| 12-11-05 | Tenn | W | 13-10 |
| 10-29-06 | Tenn | W | 28-22 |
| 12-10-06 | Hou | W | 26-20 OT |
| 10-21-07 | Hou | W | 38-36 |

| Date | Site | W/L | Score |
|----------|------|-----|-------|
| 12-2-07 | Tenn | W | 28-20 |
| 9-21-08 | Tenn | W | 31-12 |
| 12-14-08 | Hou | L | 12-13 |
| 9-20-09 | Tenn | L | 31-34 |
| 11-23-09 | Hou | W | 20-17 |
| 11-28-10 | Hou | L | 0-20 |
| 12-19-10 | Tenn | W | 31-17 |
| 10-23-11 | Tenn | L | 7-41 |
| 1-1-12 | Hou | W | 23-22 |
| 9-30-12 | Hou | L | 14-38 |
| 12-2-12 | Tenn | L | 10-24 |

| Date | Site | W/L | Score |
|----------|------|-----|----------|
| 9-15-13 | Hou | L | 24-30 OT |
| 12-29-13 | Tenn | W | 16-10 |
| 10-26-14 | Tenn | L | 16-30 |
| 11-30-14 | Hou | L | 21-45 |
| 11-1-15 | Hou | L | 6-20 |
| 12-27-15 | Tenn | L | 6-34 |
| 10-2-16 | Hou | L | 20-27 |
| 1-1-17 | Tenn | W | 24-17 |
| 10-1-17 | Hou | L | 14-57 |
| 12-3-17 | Tenn | W | 24-13 |
| 9-16-18 | Tenn | W | 20-17 |

Total Points: Titans 736, Texans 843
Longest Win Streak: 7 (2005-08)
Longest Losing Streak: 5 (2014-16)
At Nissan Stadium: 11-7
At NRG Stadium: 8-10
Series Sweeps: Titans (2002, 03, 05, 06, 07); Texans (2004, 12, 14, 15)



vs. INDIANAPOLIS COLTS

Regular Season: 16-34 (Home 8-15, Away 8-19) • Playoffs: 1-0 (Home 0-0, Away 1-0)

| Date | Site | W/L | Score |
|----------|------|-----|-------------|
| 10-11-70 | Hou | L | 20-24 |
| 11-4-73 | Balt | W | 31-27 |
| 11-1-76 | Balt | L | 14-38 |
| 10-14-79 | Balt | W | 28-16 |
| 9-21-80 | Hou | W | 21-16 |
| 12-18-83 | Balt | L | 10-20 |
| 9-9-84 | Hou | L | 21-35 |
| 12-22-85 | Ind | L | 16-34 |
| 11-23-86 | Hou | W | 31-17 |
| 11-29-87 | Ind | L | 27-51 |
| 9-4-88 | Ind | W | 17-14 OT |
| 9-23-90 | Hou | W | 24-10 |
| 9-13-92 | Ind | W | 20-10 |
| 9-4-94 | Ind | L | 21-45 |
| 1-16-00 | Ind | W | 19-16 (Div) |
| 11-3-02 | Ind | W | 23-15 |

| Date | Site | W/L | Score |
|----------|------|-----|-------|
| 12-8-02 | Tenn | W | 27-17 |
| 9-14-03 | Ind | L | 7-33 |
| 12-7-03 | Tenn | L | 27-29 |
| 9-19-04 | Tenn | L | 17-31 |
| 12-5-04 | Ind | L | 24-51 |
| 10-2-05 | Tenn | L | 10-31 |
| 12-4-05 | Ind | L | 3-35 |
| 10-8-06 | Ind | L | 13-14 |
| 12-3-06 | Tenn | W | 20-17 |
| 9-16-07 | Tenn | L | 20-22 |
| 12-30-07 | Ind | W | 16-10 |
| 10-27-08 | Tenn | W | 31-21 |
| 12-28-08 | Ind | L | 0-23 |
| 10-11-09 | Tenn | L | 9-31 |
| 12-06-09 | Ind | L | 17-27 |
| 12-9-10 | Tenn | L | 28-30 |

| Date | Site | W/L | Score |
|----------|------|-----|----------|
| 1-2-11 | Ind | L | 20-23 |
| 10-30-11 | Tenn | W | 27-10 |
| 12-18-11 | Ind | L | 13-27 |
| 10-28-12 | Tenn | L | 13-19 OT |
| 12-9-12 | Ind | L | 23-27 |
| 11-14-13 | Tenn | L | 27-30 |
| 12-1-13 | Ind | L | 14-22 |
| 9-28-14 | Ind | L | 17-41 |
| 12-28-14 | Tenn | L | 10-27 |
| 9-27-15 | Tenn | L | 33-35 |
| 1-3-16 | Ind | L | 24-30 |
| 10-23-16 | Tenn | L | 26-34 |
| 11-20-16 | Ind | L | 17-24 |
| 10-16-17 | Tenn | W | 36-22 |
| 11-26-17 | Ind | W | 20-16 |
| 11-18-18 | Ind | L | 10-38 |

Total Points: Titans 1,007, Colts 1,404
Longest Win Streak: 3 (last 1999-02)
Longest Losing Streak: 11 (2011-16)
At Nissan Stadium: 5-13
At RCA Dome: 5-8
At Lucas Oil Stadium: 2-10
Series Sweeps: Titans (2002, 17); Colts (2003, 04, 05, 09, 10, 12, 13, 14, 15, 16, 18)



vs. JACKSONVILLE JAGUARS

Regular Season: 29-21 (Home 16-9, Away 13-12) • Playoffs: 1-0 (Home 0-0, Away 1-0)

| Date | Site | W/L | Score |
|----------------|------------|----------|----------------------|
| 9-3-95 | Jax | W | 10-3 |
| 10-1-95 | Hou | L | 17-16 |
| 9-8-96 | Jax | W | 34-27 |
| 12-8-96 | Hou | L | 17-23 |
| 11-2-97 | Tenn | L | 24-30 |
| 11-16-97 | Jax | L | 9-17 |
| 9-27-98 | Tenn | L | 22-27 |
| 12-13-98 | Jax | W | 16-13 |
| 9-26-99 | Jax | W | 20-19 |
| 12-26-99 | Tenn | W | 41-14 |
| 1-23-00 | Jax | W | 33-14 (Champ) |
| 10-16-00 | Tenn | W | 27-13 |
| 11-26-00 | Jax | L | 13-16 |
| 9-23-01 | Jax | L | 6-13 |
| 11-4-01 | Tenn | W | 28-24 |

| Date | Site | W/L | Score |
|----------|------|-----|-------|
| 10-13-02 | Tenn | W | 23-14 |
| 12-22-02 | Jax | W | 28-10 |
| 10-28-03 | Jax | W | 30-17 |
| 11-16-03 | Tenn | W | 10-3 |
| 9-26-04 | Tenn | L | 15-12 |
| 11-21-04 | Jax | W | 18-15 |
| 11-20-05 | Tenn | L | 28-31 |
| 1-1-06 | Jax | L | 13-40 |
| 11-5-06 | Jax | L | 7-37 |
| 12-17-06 | Tenn | W | 24-17 |
| 9-9-07 | Jax | W | 13-10 |
| 11-11-07 | Tenn | L | 13-28 |
| 9-7-08 | Tenn | W | 17-10 |
| 11-16-08 | Jax | W | 24-14 |
| 10-4-09 | Jax | L | 17-37 |

| Date | Site | W/L | Score |
|----------|------|-----|-------|
| 11-1-09 | Tenn | W | 30-13 |
| 10-18-10 | Jax | W | 30-3 |
| 12-5-10 | Tenn | L | 6-17 |
| 9-11-11 | Jax | L | 14-16 |
| 12-24-11 | Tenn | W | 23-17 |
| 11-25-12 | Jax | L | 19-24 |
| 12-30-12 | Tenn | W | 38-20 |
| 11-10-13 | Tenn | L | 27-29 |
| 12-22-13 | Jax | W | 20-16 |
| 10-12-14 | Tenn | W | 16-14 |
| 12-18-14 | Jax | L | 13-21 |
| 11-19-15 | Jax | L | 13-19 |
| 12-6-15 | Tenn | W | 42-39 |
| 10-27-16 | Tenn | W | 36-22 |
| 12-24-16 | Jax | L | 17-38 |

| Date | Site | W/L | Score |
|----------|------|-----|-------|
| 9-17-17 | Jax | W | 37-16 |
| 12-31-17 | Tenn | W | 15-10 |
| 9-23-18 | Jax | W | 9-6 |
| 12-6-18 | Tenn | W | 30-9 |
| 9-19-19 | Jax | L | 7-20 |
| 11-24-19 | Tenn | W | 42-20 |

Total Points: Titans 1,077, Jaguars 957

Longest Win Streak: 5 (last 2001-03)

Longest Losing Streak: 4 (1996-98)

At Nissan Stadium: 16-5

At TIAA Bank Field: 14-12

Series Sweeps: Titans (1999, 02, 08, 17); Jaguars (1997, 05)



vs. KANSAS CITY CHIEFS

Regular Season: 23-27 (Home 13-10, Away 10-17) • Playoffs: 1-3 (Home 0-2, Away 1-1)

| Date | Site | W/L | Score |
|-----------------|------------|----------|--------------------------|
| 10-16-60 | Hou | W | 20-10 |
| 12-04-60 | Dal | L | 0-24 |
| 10-01-61 | Dal | L | 21-26 |
| 10-22-61 | Hou | W | 38-7 |
| 10-28-62 | Hou | L | 7-31 |
| 11-04-62 | Dal | W | 14-6 |
| 12-23-62 | Hou | L | 17-20 (AFL Champ) |
| 10-06-63 | KC | L | 7-28 |
| 10-27-63 | Hou | W | 28-7 |
| 10-04-64 | KC | L | 7-28 |
| 11-22-64 | Hou | L | 19-28 |
| 10-24-65 | Hou | W | 38-36 |
| 11-28-65 | KC | L | 21-52 |
| 10-30-66 | KC | L | 23-48 |
| 9-09-67 | Hou | L | 20-25 |

| Date | Site | W/L | Score |
|----------|------|-----|-------|
| 10-22-67 | KC | W | 24-19 |
| 9-09-68 | Hou | L | 21-26 |
| 11-28-68 | KC | L | 10-24 |
| 10-12-69 | KC | L | 0-24 |
| 11-08-70 | KC | L | 9-24 |
| 9-26-71 | Hou | L | 16-20 |
| 11-18-73 | KC | L | 14-38 |
| 9-29-74 | Hou | L | 7-17 |
| 11-02-75 | KC | W | 17-13 |
| 11-27-77 | Hou | W | 34-20 |
| 9-10-78 | KC | W | 20-17 |
| 9-16-79 | Hou | W | 20-6 |
| 10-12-80 | KC | L | 20-21 |
| 11-15-81 | KC | L | 10-23 |
| 10-23-83 | Hou | L | 10-13 |
| 11-11-84 | KC | W | 17-16 |

| Date | Site | W/L | Score |
|----------------|------------|----------|--------------------|
| 11-03-85 | Hou | W | 23-20 |
| 9-21-86 | KC | L | 13-27 |
| 10-09-88 | Hou | W | 7-6 |
| 11-26-89 | KC | L | 0-34 |
| 12-16-90 | KC | W | 27-10 |
| 9-16-91 | Hou | W | 17-7 |
| 9-20-92 | Hou | W | 23-20 |
| 9-12-93 | Hou | W | 30-0 |
| 1-16-94 | Hou | L | 20-28 (Div) |
| 12-18-94 | KC | L | 9-31 |
| 11-19-95 | KC | L | 13-20 |
| 9-01-96 | Hou | L | 19-20 |
| 9-10-00 | Ten | W | 17-14 |
| 12-13-04 | Ten | L | 38-49 |
| 12-16-07 | KC | W | 26-17 |
| 10-19-08 | KC | W | 34-10 |

| Date | Site | W/L | Score |
|----------------|-----------|----------|---------------------------------|
| 12-26-10 | KC | L | 14-34 |
| 10-6-13 | Tenn | L | 17-26 |
| 9-7-14 | KC | W | 26-10 |
| 12-18-16 | KC | W | 19-17 |
| 1-6-18 | KC | W | 22-21 (WC) |
| 11-10-19 | Tenn | W | 35-32 |
| 1-19-20 | KC | L | 24-35 (AFC Championship) |

Total Points: Titans 1,002, Chiefs 1,185

Longest Win Streak: 4 (last 2014-19)

Longest Losing Streak: 7 (1968-74)

At Nissan Stadium: 2-2

At Arrowhead Stadium: 9-9



vs. LOS ANGELES CHARGERS

Regular Season: 15-27-1 (Home 12-9, Away 3-18-1) • Playoffs: 3-1 (Home 1-0, Away 2-1)

| Date | Site | W/L | Score |
|-----------------|------------|----------|--------------------------|
| 9-18-60 | Hou | W | 38-28 |
| 11-13-60 | LA | L | 21-24 |
| 1-1-61 | Hou | W | 24-16 (AFL Champ) |
| 9-24-61 | SD | L | 24-34 |
| 12-3-61 | Hou | W | 33-13 |
| 12-24-61 | SD | W | 10-3 (AFL Champ) |
| 9-23-62 | SD | W | 42-17 |
| 11-25-62 | Hou | W | 33-27 |
| 12-1-63 | SD | L | 0-27 |
| 12-15-63 | Hou | L | 14-20 |
| 9-12-64 | SD | L | 21-27 |
| 10-25-64 | Hou | L | 17-20 |
| 10-3-65 | SD | L | 14-31 |
| 12-12-65 | Hou | L | 26-37 |
| 12-4-66 | Hou | L | 22-28 |

| Date | Site | W/L | Score |
|-----------------|-----------|----------|--------------------|
| 9-24-67 | SD | L | 3-13 |
| 12-16-67 | Hou | W | 17-24 |
| 9-21-68 | SD | L | 14-30 |
| 11-27-69 | Hou | L | 17-21 |
| 10-25-70 | SD | T | 31-31 |
| 12-19-71 | Hou | W | 49-33 |
| 11-26-72 | SD | L | 20-34 |
| 9-15-74 | Hou | W | 21-14 |
| 9-28-75 | Hou | W | 33-17 |
| 10-17-76 | SD | L | 27-30 |
| 12-17-78 | Hou | L | 24-45 |
| 12-29-79 | SD | W | 17-14 (Div) |
| 9-16-84 | SD | L | 14-31 |
| 11-24-85 | Hou | W | 37-35 |
| 12-7-86 | SD | L | 0-27 |
| 12-6-87 | Hou | W | 33-18 |
| 9-17-89 | SD | W | 34-27 |

| Date | Site | W/L | Score |
|---------------|-----------|----------|------------------|
| 9-30-90 | SD | W | 17-7 |
| 9-27-92 | Hou | W | 27-0 |
| 9-19-93 | SD | L | 17-18 |
| 9-13-98 | Tenn | L | 7-13 |
| 10-3-04 | SD | L | 17-38 |
| 9-17-06 | SD | L | 7-40 |
| 12-9-07 | Tenn | L | 17-23 OT |
| 1-6-08 | SD | L | 6-17 (WC) |
| 12-25-09 | Tenn | L | 17-42 |
| 10-31-10 | SD | L | 25-33 |
| 9-16-12 | SD | L | 10-38 |
| 9-22-13 | Tenn | W | 20-17 |
| 11-6-16 | SD | L | 35-43 |
| 10-21-18 | LA* | L | 19-20 |
| 10-20-19 | Tenn | W | 23-20 |

Total Points: Titans 1,001, Chargers 1,158

Longest Win Streak: 4 (1961-62, 1987-92)

Longest Losing Streak: 9 (1993-2012)

At Nissan Stadium: 2-2

At Qualcomm Stadium: 3-13-1

At StubHub Center: 0-0

***At Wembley Stadium:** 0-1

Series Sweeps: Titans (1962); Chargers (1963, 64, 65)



vs. LOS ANGELES RAMS

Regular Season: 5-7 (Home 3-4, Away 2-3) • Playoffs: 0-1 (Neutral Site 0-1)

| Date | Site | W/L | Score |
|---------|------|-----|-------|
| 10-7-73 | Hou | L | 26-31 |
| 9-24-78 | Hou | L | 6-10 |
| 9-6-81 | LA | W | 27-20 |
| 12-9-84 | LA | L | 16-27 |
| 9-13-87 | Hou | W | 20-16 |
| 11-4-90 | LA | L | 13-17 |
| 9-26-93 | Hou | L | 28-13 |

| Date | Site | W/L | Score |
|----------------|------------|----------|----------------------|
| 9-26-93 | Hou | L | 28-13 |
| 10-31-99 | Tenn | W | 24-21 |
| 1-30-00 | Atl | L | 16-23 (SB 34) |
| 9-25-05 | St.L | L | 27-31 |
| 12-13-09 | Tenn | W | 47-7 |
| 11-3-13 | StL | W | 28-21 |
| 12-24-17 | Tenn | L | 27-23 |

Total Points: Titans 286, Rams 279

Longest Win Streak: 2 (2009-13)

Longest Losing Streak: 2 (last 2000-05)

At Nissan Stadium: 2-1

At Edward Jones Dome: 1-1

At L.A. Memorial Coliseum: 0-0

**vs. MIAMI DOLPHINS**

Regular Season: 16-21 (Home 8-8, Away 8-13) • Playoffs: 1-0 (Home 0-0, Away 1-0)

| Date | Site | W/L | Score | Date | Site | W/L | Score | Date | Site | W/L | Score | Date | Site | W/L | Score |
|----------|------|-----|-------|----------|------|-----|-----------|----------|------|-----|----------|--|------|-----|-------|
| 10-23-66 | Hou | L | 13-20 | 11-20-78 | Hou | W | 35-30 | 9-7-97 | Mia | L | 13-16 OT | 10-8-17 | Mia | L | 10-16 |
| 12-18-66 | Mia | L | 28-29 | 12-24-78 | Mia | W | 17-9 (WC) | 11-7-99 | Mia | L | 0-17 | 9-9-18 | Mia | L | 20-27 |
| 12-3-67 | Hou | W | 17-14 | 11-5-79 | Mia | W | 9-6 | 9-9-01 | Tenn | L | 23-31 | Total Points: Titans 712, Dolphins 719 Longest Win Streak: 3 (1967-68, 78-79) Longest Losing Streak: 5 (1992-01) At Nissan Stadium: 2-2 At Hard Rock Stadium: 4-8 Series Sweeps: Titans (1967, 69); Dolphins (1966) | | | |
| 12-23-67 | Mia | W | 41-10 | 9-20-81 | Hou | L | 10-16 | 11-9-03 | Tenn | W | 31-7 | | | | |
| 9-14-68 | Mia | W | 24-10 | 12-4-83 | Hou | L | 17-24 | 9-11-04 | Mia | W | 17-7 | | | | |
| 10-6-68 | Hou | L | 7-24 | 10-14-84 | Mia | L | 10-28 | 12-24-05 | Mia | L | 10-24 | | | | |
| 9-28-69 | Hou | W | 22-10 | 9-8-85 | Hou | W | 26-23 | 9-24-06 | Mia | L | 10-13 | | | | |
| 11-23-69 | Mia | W | 32-7 | 11-2-86 | Mia | L | 7-28 | 12-20-09 | Tenn | W | 27-24 OT | | | | |
| 9-27-70 | Hou | L | 10-20 | 10-1-89 | Hou | W | 39-7 | 11-14-10 | Mia | L | 17-29 | | | | |
| 9-24-72 | Mia | L | 13-34 | 10-20-91 | Mia | W | 17-13 | 11-11-12 | Mia | W | 37-3 | | | | |
| 11-16-75 | Hou | W | 20-19 | 11-22-92 | Mia | L | 16-19 | 10-18-15 | Tenn | L | 10-38 | | | | |
| 10-2-77 | Mia | L | 7-27 | 11-17-96 | Hou | L | 20-23 | 10-9-16 | Mia | W | 30-17 | | | | |

**vs. MINNESOTA VIKINGS**

Regular Season: 4-9 (Home 3-2, Away 1-7) • Playoffs: 0-0

| Date | Site | W/L | Score | Date | Site | W/L | Score | Date | Site | W/L | Score | Total Points: Titans 188, Vikings 320 Longest Win Streak: 1 (last 2008) Longest Losing Streak: 4 (1995-04) At Nissan Stadium: 1-0 At Metrodome: 1-6 At U.S. Bank Stadium: 0-0 |
|----------|------|-----|-------|----------|------|-----|-------|---------|------|-----|-------|--|
| 10-13-74 | Min | L | 10-51 | 10-8-95 | Min | L | 17-23 | 9-11-16 | Ten | L | 16-25 | |
| 12-21-80 | Hou | W | 20-16 | 12-26-98 | Tenn | L | 16-26 | | | | | |
| 10-16-83 | Min | L | 14-34 | 12-9-01 | Min | L | 24-42 | | | | | |
| 12-14-86 | Hou | W | 23-10 | 10-24-04 | Min | L | 3-20 | | | | | |
| 9-10-89 | Min | L | 7-38 | 9-28-08 | Tenn | W | 30-17 | | | | | |
| 11-15-92 | Min | W | 17-13 | 10-7-12 | Min | L | 7-30 | | | | | |

**vs. NEW ENGLAND PATRIOTS**

Regular Season: 16-23-1 (Home 11-7, Away 5-16-1) • Playoffs: 2-2 (Home 0-0, Away 2-2)

| Date | Site | W/L | Score | Date | Site | W/L | Score | Date | Site | W/L | Score | Date | Site | W/L | Score |
|----------|------|-----|-------|-----------------|-----------|----------|--------------------|----------------|-----------|----------|--------------------|---|-----------|----------|-------------------|
| 11-25-60 | NE | W | 24-10 | 11-5-67 | NE | L | 7-18 | 10-18-87 | Hou | L | 7-21 | 11-11-18 | Tenn | W | 34-10 |
| 12-18-60 | Hou | W | 37-21 | 11-26-67 | Hou | W | 27-6 | 9-25-88 | Hou | W | 31-6 | 1-4-20 | NE | W | 20-13 (WC) |
| 10-13-61 | NE | T | 31-31 | 10-13-68 | NE | W | 16-0 | 10-8-89 | NE | L | 13-23 | | | | |
| 11-12-61 | Hou | W | 27-15 | 12-15-68 | Hou | W | 45-17 | 9-22-91 | NE | L | 20-24 | | | | |
| 9-16-62 | NE | L | 21-34 | 11-2-69 | NE | L | 0-24 | 10-17-93 | NE | W | 28-14 | Total Points: Titans 891, Patriots 1,082 | | | |
| 11-18-62 | Hou | W | 21-17 | 12-14-69 | Hou | W | 23-27 | 9-20-98 | NE | L | 16-27 | Longest Win Streak: 4 (1975-80) | | | |
| 11-1-63 | NE | L | 3-45 | 11-7-71 | NE | L | 20-28 | 12-16-02 | Tenn | W | 24-7 | Longest Losing Streak: 6 (2003-15) | | | |
| 12-8-63 | Hou | L | 28-46 | 11-25-73 | Hou | L | 0-32 | 10-5-03 | NE | L | 30-38 | At Nissan Stadium: 2-2 | | | |
| 11-6-64 | NE | L | 24-25 | 9-21-75 | NE | W | 7-0 | 1-10-04 | NE | L | 14-17 (Div) | At Gillette Stadium: 1-5 | | | |
| 11-29-64 | Hou | L | 17-34 | 11-12-78 | NE | W | 26-23 | | | | | 12-31-06 | Tenn | L | 23-40 |
| 9-19-65 | Hou | W | 10-31 | 12-31-78 | NE | W | 31-14 (Div) | 10-18-09 | NE | L | 0-59 | | | | |
| 12-18-65 | NE | L | 14-42 | 11-10-80 | Hou | W | 38-34 | 9-9-12 | Tenn | L | 13-34 | | | | |
| 9-25-66 | NE | L | 21-27 | 10-18-81 | NE | L | 10-38 | 12-20-15 | NE | L | 16-33 | | | | |
| 11-13-66 | Hou | L | 14-38 | 11-28-82 | NE | L | 21-29 | 1-13-18 | NE | L | 14-35 (Div) | | | | |

**vs. NEW ORLEANS SAINTS**

Regular Season: 8-6-1 (Home 2-4-1, Away 6-2) • Playoffs: 0-0

| Date | Site | W/L | Score | Date | Site | W/L | Score | Date | Site | W/L | Score | Total Points: Titans 341, Saints 321 Longest Win Streak: 4 (1996-07) Longest Losing Streak: 3 (1981-87) At Nissan Stadium: 1-2 At Superdome: 6-2 |
|----------|------|-----|-------|----------|------|-----|-------|----------|------|-----|----------|---|
| 10-3-71 | Hou | T | 13-13 | 10-21-90 | Hou | W | 23-10 | 12-11-11 | Tenn | L | 17-22 | |
| 10-3-76 | NO | W | 31-26 | 9-5-93 | NO | L | 21-33 | 11-8-15 | NO | W | 34-28 OT | |
| 12-10-78 | NO | W | 17-12 | 11-10-96 | NO | W | 31-14 | 12-22-19 | Tenn | L | 28-38 | |
| 11-22-81 | Hou | L | 24-27 | 10-17-99 | NO | W | 24-21 | | | | | |
| 9-30-84 | Hou | L | 10-27 | 9-21-03 | Tenn | W | 27-12 | | | | | |
| 12-13-87 | NO | L | 10-24 | 9-24-07 | NO | W | 31-14 | | | | | |

**vs. NEW YORK GIANTS**

Regular Season: 6-6 (Home 3-3, Away 6-3) • Playoffs: 0-0

| Date | Site | W/L | Score | Date | Site | W/L | Score | Date | Site | W/L | Score | Total Points: Titans 219, Giants 239 Longest Win Streak: 5 (1997-10) Longest Losing Streak: 5 (1973-94) At Nissan Stadium: 2-1 At Giants Stadium: 1-2 At MetLife Stadium: 2-0 |
|----------|------|-----|-------|----------|------|-----|----------|----------|------|-----|-------|--|
| 9-16-73 | NY | L | 14-34 | 11-9-97 | Tenn | W | 10-6 | 12-7-14 | Tenn | L | 7-36 | |
| 12-5-82 | NY | L | 14-17 | 10-1-00 | Tenn | W | 28-14 | 12-16-18 | NY | W | 17-0 | |
| 12-8-85 | Hou | L | 14-35 | 12-1-02 | NY | W | 32-29 OT | | | | | |
| 12-21-91 | NY | L | 20-24 | 11-26-06 | Tenn | W | 24-21 | | | | | |
| 11-21-94 | Hou | L | 10-13 | 9-26-10 | NY | W | 29-10 | | | | | |



vs. NEW YORK JETS

Regular Season: 23-19-1 (Home 17-6, Away 6-13-1) • Playoffs: 1-0 (Home 1-0, Away 0-0)

| Date | Site | W/L | Score | Date | Site | W/L | Score | Date | Site | W/L | Score | Date | Site | W/L | Score |
|----------|------|-----|-------|----------|------|-----|----------|-----------------|------------|----------|-------------------|--|------|-----|-------|
| 10-9-60 | Hou | W | 27-21 | 10-15-67 | NY | T | 28-28 | 10-13-91 | NY | W | 23-20 | 12-14-14 | Tenn | L | 11-16 |
| 10-23-60 | NY | W | 42-28 | 10-20-68 | Hou | L | 14-20 | 12-29-91 | Hou | W | 17-10 (WC) | 12-13-15 | NYJ | L | 8-30 |
| 11-19-61 | Hou | W | 49-13 | 11-10-68 | NY | L | 7-26 | 1-2-94 | Hou | W | 24-0 | 12-2-18 | Tenn | W | 26-22 |
| 12-10-61 | NY | W | 48-21 | 10-20-69 | NY | L | 17-26 | 12-24-94 | Hou | W | 24-10 | Total Points: Titans 1,048, Jets 944 | | | |
| 10-14-62 | Hou | W | 56-17 | 12-6-69 | Hou | L | 26-34 | 12-17-95 | Hou | W | 23-6 | | | | |
| 12-15-62 | NY | W | 44-10 | 10-1-72 | Hou | W | 26-20 | 12-1-96 | NY | W | 35-10 | | | | |
| 9-22-63 | NY | L | 17-24 | 11-3-74 | NY | W | 27-22 | 11-22-98 | Tenn | L | 3-24 | Longest Win Streak: 6 (last 1991-96) | | | |
| 11-10-63 | Hou | W | 31-27 | 9-18-77 | Hou | W | 20-0 | 12-1-03 | NY | L | 17-24 | | | | |
| 10-17-64 | NY | L | 21-24 | 10-28-79 | Hou | W | 27-24 | 9-10-06 | Tenn | L | 16-23 | Longest Losing Streak: 4 (1968-69) | | | |
| 12-13-64 | Hou | W | 33-17 | 11-23-80 | NY | L | 28-31 OT | 12-23-07 | Tenn | W | 10-6 | | | | |
| 9-12-65 | Hou | W | 27-21 | 9-27-81 | NY | L | 17-33 | 11-23-08 | Tenn | L | 13-34 | At Nissan Stadium: 4-3 | | | |
| 11-21-65 | NY | L | 14-41 | 11-18-84 | Hou | W | 31-20 | 9-27-09 | NY | L | 17-24 | At Giants Stadium: 2-3 | | | |
| 9-18-66 | NY | L | 13-52 | 9-18-88 | NY | L | 3-45 | 12-17-12 | Tenn | W | 14-10 | At MetLife Stadium: 0-1 | | | |
| 10-16-66 | Hou | W | 24-0 | 10-28-90 | Hou | L | 12-17 | 10-6-13 | Tenn | W | 38-13 | Series Sweeps: Titans (1960, 61, 62); Jets (1968, 69) | | | |



vs. OAKLAND RAIDERS

Regular Season: 21-26 (Home 15-14, Away 6-12) • Playoffs: 0-4 (Home 0-0, Away 0-4)

| Date | Site | W/L | Score | Date | Site | W/L | Score | Date | Site | W/L | Score | Date | Site | W/L | Score |
|-----------------|------------|----------|-------------------------|-----------------|------------|----------|-----------------------|----------------|------------|----------|----------------------|--|------|-----|-------|
| 9-11-60 | Oak | W | 37-22 | 9-29-68 | Hou | L | 15-24 | 11-19-89 | Hou | W | 23-7 | 12-8-19 | Oak | W | 42-21 |
| 9-25-60 | Hou | L | 13-14 | 9-14-69 | Oak | L | 17-21 | 9-1-91 | Hou | W | 47-17 | Total Points: Titans 1,153, Raiders 1,221 | | | |
| 9-9-61 | Hou | W | 55-0 | 12-21-69 | Oak | L | 7-56 (AFL Div) | 10-30-94 | LA | L | 14-17 | | | | |
| 12-17-61 | Oak | W | 47-16 | 11-14-71 | Oak | L | 21-41 | 8-31-97 | Tenn | W | 24-21 OT | | | | |
| 11-11-62 | Oak | W | 28-20 | 10-9-72 | Hou | L | 0-34 | 12-9-99 | Tenn | W | 21-14 | Longest Win Streak: 4 (1961-62) | | | |
| 12-9-62 | Hou | W | 32-17 | 12-2-73 | Hou | L | 6-17 | 12-22-01 | Oak | W | 13-10 | Longest Losing Streak: 9 (1966-73) | | | |
| 9-7-63 | Hou | L | 13-24 | 12-14-75 | Hou | W | 27-26 | 9-29-02 | Oak | L | 25-52 | At Nissan Stadium: 4-4 | | | |
| 12-22-63 | Oak | L | 49-52 | 9-26-76 | Hou | L | 13-14 | 1-19-03 | Oak | L | 24-41 (Champ) | At Oakland Alameda Coliseum: | | | |
| 9-19-64 | Hou | W | 42-28 | 11-13-77 | Oak | L | 29-34 | 9-7-03 | Tenn | W | 25-20 | | | | |
| 11-15-64 | Oak | L | 10-20 | 10-8-78 | Oak | L | 17-21 | 12-19-04 | Oak | L | 35-40 | 3-11 | | | |
| 9-26-65 | Oak | L | 17-21 | 11-11-79 | Hou | W | 31-17 | 10-30-05 | Tenn | L | 25-34 | Series Sweeps: Titans (1961,62); Raiders (1963, 65) | | | |
| 11-7-65 | Hou | L | 21-33 | 12-28-80 | Oak | L | 7-27 (WC) | 10-28-07 | Tenn | W | 13-9 | | | | |
| 9-10-66 | Hou | W | 31-0 | 11-8-81 | Hou | W | 17-16 | 9-12-10 | Tenn | W | 38-13 | | | | |
| 11-6-66 | Oak | L | 23-38 | 9-11-83 | LA | L | 6-20 | 11-24-13 | Oak | W | 23-19 | | | | |
| 12-10-67 | Hou | L | 7-19 | 9-2-84 | Hou | L | 14-24 | 11-29-15 | Tenn | L | 21-24 | | | | |
| 12-31-67 | Oak | L | 7-40 (AFL Champ) | 10-26-86 | Hou | L | 17-28 | 9-25-16 | Tenn | L | 10-17 | | | | |
| | | | | 9-11-88 | Hou | W | 38-35 | 9-10-17 | Tenn | L | 16-26 | | | | |



vs. PHILADELPHIA EAGLES

Regular Season: 5-7 (Home 3-3, Away 2-4) • Playoffs: 0-0

| Date | Site | W/L | Score | Date | Site | W/L | Score | Date | Site | W/L | Score | Total Points: Titans 246, Eagles 280 Longest Win Streak: 4 (2000-10) Longest Losing Streak: 6 (1972-94) At Nissan Stadium: 3-0 At Lincoln Financial Field: 1-1 |
|----------|------|-----|-------|----------|------|-----|-------|----------|------|-----|-------|--|
| 11-12-72 | Hou | L | 17-18 | 10-24-94 | Phil | L | 6-21 | 11-23-14 | Phil | L | 24-43 | |
| 12-16-79 | Hou | L | 20-26 | 12-3-00 | Phil | W | 15-13 | 9-30-18 | Ten | W | 26-23 | |
| 12-19-82 | Phil | L | 14-35 | 9-8-02 | Tenn | W | 27-24 | | | | | |
| 10-2-88 | Phil | L | 23-32 | 11-19-06 | Phil | W | 31-13 | | | | | |
| 12-2-91 | Hou | L | 6-13 | 10-24-10 | Tenn | W | 37-19 | | | | | |



vs. PITTSBURGH STEELERS

Regular Season: 31-43 (Home 19-18, Away 12-25) • Playoffs: 1-3 (Home 1-1, Away 0-2)

| Date | Site | W/L | Score | Date | Site | W/L | Score | Date | Site | W/L | Score | Date | Site | W/L | Score |
|---------------|-------------|----------|----------------------|-----------------|------------|----------|----------------------|----------------|-------------|----------|-----------------------|--|------|-----|----------|
| 9-20-70 | Pitt | W | 19-7 | 12-4-80 | Hou | W | 6-0 | 9-6-92 | Hou | L | 24-29 | 9-11-05 | Pitt | L | 7-34 |
| 10-18-70 | Hou | L | 3-7 | 10-26-81 | Pitt | L | 13-26 | 11-1-92 | Pitt | L | 20-21 | 12-21-08 | Tenn | W | 31-14 |
| 10-24-71 | Pitt | L | 16-23 | 12-20-81 | Hou | W | 21-20 | 11-28-93 | Hou | W | 23-3 | 9-10-09 | Pitt | L | 10-13 OT |
| 12-5-71 | Hou | W | 29-3 | 11-21-82 | Hou | L | 10-24 | 12-19-93 | Pitt | W | 26-17 | 9-19-10 | Tenn | L | 11-19 |
| 10-15-72 | Pitt | L | 7-24 | 9-18-83 | Hou | L | 28-40 | 10-3-94 | Pitt | L | 14-30 | 10-9-11 | Pitt | L | 17-38 |
| 12-10-72 | Hou | L | 3-9 | 10-2-83 | Pitt | L | 10-17 | 11-6-94 | Hou | L | 9-12 OT | 10-11-12 | Tenn | W | 26-23 |
| 9-30-73 | Hou | L | 7-36 | 11-4-84 | Pitt | L | 7-35 | 9-10-95 | Hou | L | 17-34 | 9-8-13 | Pit | W | 16-9 |
| 12-9-73 | Pitt | L | 7-33 | 12-2-84 | Hou | W | 23-20 OT | 12-3-95 | Pitt | L | 7-21 | 11-17-14 | Tenn | L | 24-27 |
| 10-6-74 | Hou | L | 7-13 | 9-22-85 | Pitt | L | 0-20 | 9-29-96 | Pitt | L | 16-30 | 11-16-17 | Pit | L | 17-40 |
| 12-1-74 | Pitt | W | 13-10 | 11-17-85 | Hou | L | 7-30 | 10-20-96 | Hou | W | 23-13 | Total Points: Titans 1,369, Steelers 1,664 | | | |
| 11-9-75 | Pitt | L | 17-24 | 9-28-86 | Hou | L | 16-22 OT | 9-28-97 | Pitt | L | 24-37 | | | | |
| 11-24-75 | Hou | L | 9-32 | 11-16-86 | Pitt | L | 10-21 | 12-21-97 | Tenn | W | 16-6 | Longest Win Streak: 7 (1997-00) | | | |
| 11-21-76 | Pitt | L | 16-32 | 11-15-87 | Pitt | W | 23-3 | 11-1-98 | Pitt | W | 41-31 | Longest Losing Streak: 5 (last 1994-96) | | | |
| 12-11-76 | Hou | L | 0-21 | 12-20-87 | Hou | W | 24-16 | 11-15-98 | Tenn | W | 23-14 | At Nissan Stadium: 6-3 | | | |
| 10-9-77 | Hou | W | 27-10 | 10-16-88 | Pitt | W | 34-14 | 11-21-99 | Tenn | W | 16-10 | At Heinz Field: 2-5 | | | |
| 10-23-77 | Pitt | L | 10-27 | 12-4-88 | Hou | L | 34-37 | 1-2-00 | Pitt | W | 47-36 | Series Sweeps: Titans (1987, 89, 93, 98, 99, 00); Steelers (1972, 73, 75, 76, 83, 85, 86, 92, 94, 95, 01) | | | |
| 10-23-78 | Pitt | W | 24-17 | 10-22-89 | Hou | W | 27-0 | 9-24-00 | Pitt | W | 23-20 | | | | |
| 12-3-78 | Hou | L | 3-13 | 12-3-89 | Pitt | W | 23-16 | 11-5-00 | Tenn | W | 9-7 | | | | |
| 1-7-79 | Pitt | L | 5-34 (Champ) | 12-31-89 | Hou | L | 26-23 OT (WC) | 10-29-01 | Pitt | L | 7-34 | | | | |
| 9-9-79 | Pitt | L | 7-38 | 9-16-90 | Pitt | L | 9-20 | 11-25-01 | Tenn | L | 24-34 | | | | |
| 12-10-79 | Hou | W | 20-17 | 12-30-90 | Hou | W | 34-14 | 11-17-02 | Tenn | W | 31-23 | | | | |
| 1-6-80 | Pitt | L | 13-27 (Champ) | 11-24-91 | Pitt | L | 14-26 | 1-11-03 | Tenn | W | 34-31 OT (Div) | | | | |
| 9-7-80 | Pitt | L | 17-31 | 12-8-91 | Hou | W | 31-6 | 9-28-03 | Pitt | W | 30-13 | | | | |

**vs. SAN FRANCISCO 49ERS**

Regular Season: 5-9 (Home 2-5, Away 3-4) • Playoffs: 0-0

| Date | Site | W/L | Score |
|----------|------|-----|-------|
| 11-15-70 | Hou | L | 20-30 |
| 12-7-75 | SF | W | 27-13 |
| 9-17-78 | Hou | W | 20-19 |
| 12-13-81 | SF | L | 6-28 |
| 10-21-84 | Hou | L | 21-34 |
| 11-8-87 | SF | L | 20-27 |

| Date | Site | W/L | Score |
|----------|------|-----|-------|
| 10-7-90 | Hou | L | 21-24 |
| 12-25-93 | SF | W | 10-7 |
| 10-27-96 | Hou | L | 9-10 |
| 10-3-99 | SF | L | 22-24 |
| 11-27-05 | Tenn | W | 33-22 |
| 11-8-09 | SF | W | 34-27 |

| Date | Site | W/L | Score |
|----------|------|-----|-------|
| 10-20-13 | Tenn | L | 17-31 |
| 12-17-17 | SF | L | 23-25 |

Total Points: Titans 283, 49ers 321
Longest Win Streak: 2 (1975-78, 2005-09)
Longest Losing Streak: 4 (1981-90)
At Nissan Stadium: 1-1
At Candlestick Park: 3-3
At Levi's Stadium: 0-1

**vs. SEATTLE SEAHAWKS**

Regular Season: 6-10 (Home 4-3, Away 2-7) • Playoffs: 1-0 (Home 1-0, Away 0-0)

| Date | Site | W/L | Score |
|----------|------|-----|---------------|
| 11-20-77 | Sea | W | 22-10 |
| 10-21-79 | Sea | L | 14-34 |
| 10-5-80 | Hou | L | 7-26 |
| 10-11-81 | Hou | W | 35-17 |
| 9-19-82 | Hou | W | 23-21 |
| 1-3-88 | Hou | W | 23-20 OT (WC) |

| Date | Site | W/L | Score |
|----------|------|-----|----------|
| 11-13-88 | Sea | L | 24-27 |
| 12-2-90 | Sea | L | 10-13 OT |
| 11-7-93 | Hou | W | 24-14 |
| 12-11-94 | Hou | L | 14-16 |
| 11-3-96 | Sea | L | 16-23 |
| 10-5-97 | Sea | L | 13-16 |

| Date | Site | W/L | Score |
|----------|------|-----|-------|
| 11-29-98 | Sea | L | 18-20 |
| 12-18-05 | Tenn | L | 24-28 |
| 1-3-10 | Sea | W | 17-13 |
| 10-13-13 | Sea | L | 13-20 |
| 9-24-17 | Tenn | W | 33-27 |

Total Points: Titans 330, Seahawks 345
Longest Win Streak: 3 (1981-87)
Longest Losing Streak: 5 (1994-05)
At Nissan Stadium: 1-1
At CenturyLink Field: 1-1

**vs. TAMPA BAY BUCCANEERS**

Regular Season: 10-2 (Home 8-0, Away 2-2) • Playoffs: 0-0

| Date | Site | W/L | Score |
|----------|------|-----|-------|
| 9-12-76 | Hou | W | 20-0 |
| 10-19-80 | Hou | W | 20-14 |
| 11-27-83 | TB | L | 24-33 |
| 12-10-89 | Hou | W | 20-17 |
| 10-29-95 | Hou | W | 19-7 |
| 11-8-98 | TB | W | 31-22 |

| Date | Site | W/L | Score |
|----------|------|-----|----------|
| 10-14-01 | Tenn | W | 31-28 OT |
| 12-28-03 | Tenn | W | 33-13 |
| 10-14-07 | TB | L | 10-13 |
| 11-27-11 | Tenn | W | 23-17 |
| 9-13-15 | TB | W | 42-14 |
| 10-27-19 | Tenn | W | 27-23 |

Total Points: Titans 300, Buccaneers 201
Longest Win Streak: 5 (1989-03)
Longest Losing Streak: 1 (1983, 2007)
At Nissan Stadium: 4-0
At Raymond James Stadium: 2-1

**vs. WASHINGTON REDSKINS**

Regular Season: 7-6 (Home 4-2, Away 3-4) • Playoffs: 0-0

| Date | Site | W/L | Score |
|----------|------|-----|----------|
| 10-10-71 | Wash | L | 13-22 |
| 10-19-75 | Hou | W | 13-10 |
| 9-2-79 | Wash | W | 29-27 |
| 9-15-85 | Wash | L | 16-13 |
| 10-30-88 | Hou | W | 41-17 |
| 11-3-91 | Wash | L | 13-16 OT |

| Date | Site | W/L | Score |
|----------|------|-----|----------|
| 10-19-97 | Tenn | W | 28-14 |
| 10-30-00 | Wash | W | 27-21 |
| 10-6-02 | Tenn | L | 14-31 |
| 10-15-06 | Wash | W | 25-22 |
| 11-21-10 | Tenn | L | 16-19 OT |
| 10-20-14 | Wash | L | 17-19 |

Total Points: Titans 258, Redskins 231
Longest Win Streak: 2 (last 1997-00)
Longest Losing Streak: 2 (2010-14)

At Nissan Stadium: 1-2
At FedEx Field: 2-1

TITANS ALL-TIME FIRST-ROUND DRAFT PICKS

| Year | Pick | Player | Pos. | College |
|------|------|--------------------|------|---------------------|
| 2019 | 19 | Jeffery Simmons | DL | Mississippi State |
| 2018 | 22 | Rashaan Evans | LB | Alabama |
| 2017 | 5 | Corey Davis | WR | Western Michigan |
| | 18 | Adoree' Jackson | CB | Southern California |
| 2016 | 8 | Jack Conklin | T | Michigan State |
| 2015 | 2 | Marcus Mariota | QB | Oregon |
| 2014 | 11 | Taylor Lewan | T | Michigan |
| 2013 | 10 | Chance Warmack | G | Alabama |
| 2012 | 20 | Kendall Wright | WR | Baylor |
| 2011 | 8 | Jake Locker | QB | Washington |
| 2010 | 16 | Derrick Morgan | DE | Georgia Tech |
| 2009 | 30 | Kenny Britt | WR | Rutgers |
| 2008 | 24 | Chris Johnson | RB | East Carolina |
| 2007 | 19 | Michael Griffin | DB | Texas |
| 2006 | 3 | Vince Young | QB | Texas |
| 2005 | 6 | Pacman Jones | CB | West Virginia |
| 2004 | | (none) | | |
| 2003 | 28 | Andre Woolfolk | CB | Oklahoma |
| 2002 | 15 | Albert Haynesworth | DT | Tennessee |
| 2001 | | (none) | | |
| 2000 | 30 | Keith Bulluck | LB | Syracuse |
| 1999 | 16 | Jevon Kearse | DE | Florida |
| 1998 | 16 | Kevin Dyson | WR | Utah |
| 1997 | 18 | Kenny Holmes | DE | Miami (Fla.) |
| 1996 | 14 | Eddie George | RB | Ohio State |
| 1995 | 3 | Steve McNair | QB | Alcorn State |
| 1994 | 26 | Henry Ford | DE | Arkansas |

| Year | Pick | Player | Pos. | College |
|------|------|------------------|------|----------------------|
| 1993 | 13 | Brad Hopkins | T | Illinois |
| 1992 | | (none) | | |
| 1991 | | (none) | | |
| 1990 | 15 | Lamar Lathon | LB | Houston |
| 1989 | 23 | David Williams | T | Florida |
| 1988 | 22 | Lorenzo White | RB | Michigan State |
| 1987 | 3 | Alonzo Highsmith | RB | Miami (Fla.) |
| | 20 | Haywood Jeffires | WR | NC State |
| 1986 | 3 | Jim Everett | QB | Purdue |
| 1985 | 3 | Ray Childress | DE | Texas A&M |
| | 11 | Richard Johnson | DB | Wisconsin |
| 1984 | 2 | Dean Steinkuhler | T | Nebraska |
| 1983 | 9 | Bruce Matthews | G | USC |
| 1982 | 8 | Mike Munchak | G | Penn State |
| 1981 | | (none) | | |
| 1980 | | (none) | | |
| 1979 | | (none) | | |
| 1978 | 1 | Earl Campbell | RB | Texas |
| 1977 | 11 | Morris Towns | T | Missouri |
| 1976 | | (none) | | |
| 1975 | 6 | Robert Brazile | LB | Jackson State |
| | 15 | Don Hardeman | RB | Texas A&M-Kingsville |
| 1974 | | (none) | | |
| 1973 | 1 | John Matuszak | DE | Tampa |
| | 14 | George Amundson | RB | Iowa State |
| 1972 | 6 | Greg Sampson | DE | Stanford |
| 1971 | 3 | Dan Pastorini | QB | Santa Clara |

TITANS ALL-TIME FIRST-ROUND DRAFT PICKS

| Year | Pick | Player | Pos. | College |
|------|------|----------------|------|---------------|
| 1970 | 14 | Doug Wilkerson | G | NC Central |
| 1969 | 15 | Ron Pritchard | LB | Arizona State |
| 1968 | | (none) | | |
| 1967 | 5 | George Webster | LB | Michigan St. |
| | 23 | Tom Regner | G | Notre Dame |
| 1966 | | Tommy Nobis | LB | Texas |

| Year | Pick | Player | Pos. | College |
|------|------|-----------------|------|--------------|
| 1965 | | Lawrence Elkins | TE | Baylor |
| 1964 | | Scott Appleton | DT | Texas |
| 1963 | | Danny Brabham | LB | Arkansas |
| 1962 | | Ray Jacobs | DT | Howard Payne |
| 1961 | | Mike Ditka | TE | Pittsburgh |
| 1960 | | Billy Cannon | HB | LSU |

1996-2019 DRAFT SELECTIONS

2019

| Rd. | Pick | Player | Pos. | College |
|-----|------|-----------------------|------|-------------------|
| 1 | 19 | Jeffery Simmons | DL | Mississippi State |
| 2 | 51 | A.J. Brown | WR | Mississippi |
| 3 | 82 | Nate Davis | OL | Charlotte |
| 4a | 116 | Amani Hooker | DB | Iowa |
| 4b | 121 | (Traded to N.Y. Jets) | | |
| 5a | 157 | (Traded to N.Y. Jets) | | |
| 5b | 168 | D'Andre Walker | OLB | Georgia |
| 6a | 188 | David Long | LB | West Virginia |
| 6b | 191 | (Traded to Baltimore) | | |
| 7 | 233 | (Traded to Miami) | | |

Draft Notes

- 4a, 5b – Picks acquired in a trade with N.Y. Jets for 4b and 5a
- 6a – Pick and QB Ryan Tannehill acquired in a trade with Miami for a seventh-round pick (233 overall) and a fourth-round pick in 2020
- 6b – Pick acquired in a trade with Baltimore for LB Kamalei Correa

2018

| Rd. | Pick | Player | Pos. | College |
|-----|------|--|------|------------------|
| 1a | 22 | Rashaan Evans | LB | Alabama |
| 1b | 25 | (traded to Baltimore) | | |
| 2a | 41 | Harold Landry | OLB | Boston College |
| 2b | 57 | (traded to Oakland) | | |
| 3 | 89 | (traded to Oakland) | | |
| 4 | 125 | (traded to Baltimore) | | |
| 5a | 152 | Dane Cruikshank | DB | Arizona |
| 5b | 162 | (traded to Baltimore) | | |
| 6a | 199 | Luke Falk | QB | Washington State |
| 6b | 215 | (acquired from Baltimore and traded back to Baltimore) | | |
| 7 | 243 | (traded to Kansas City) | | |

Draft Notes

- 1a, 6b – Picks acquired in a trade with Baltimore for 1b and 4 (6b later traded back to Baltimore)
- 2a – Pick acquired in a trade with Oakland for 2b and 3
- 5a – Pick acquired in a trade with Baltimore for 5b and 6b (6b originally traded from Baltimore to Tennessee before being traded back to Baltimore)
- 7 – Pick traded to Kansas City in 2017 for defensive lineman David King

2017

| Rd. | Pick | Player | Pos. | College |
|-----|------|--------------------------|------|-----------------------|
| 1a | 5 | Corey Davis | WR | Western Michigan |
| 1b | 18 | Adoree' Jackson | CB | Southern California |
| 2 | 52 | (traded to Cleveland) | | |
| 3a | 72 | Taywan Taylor | WR | Western Kentucky |
| 3b | 83 | (traded to New England) | | |
| 3c | 100 | Jonnu Smith | TE | Florida International |
| 4 | 124 | (Traded to New England) | | |
| 5a | 155 | Jayon Brown | LB | UCLA |
| 5b | 164 | (Traded to Philadelphia) | | |
| 6a | 200 | (Traded to N.Y. Giants) | | |
| 6b | 203 | (Traded to Denver) | | |
| 6c | 207 | (Traded to Cincinnati) | | |
| 6d | 214 | (Traded to Philadelphia) | | |
| 6e | 217 | Corey Levin | OL | Chattanooga |

| | | | | |
|----|-----|-------------------|-----|-----------------|
| 7a | 227 | Josh Carraway | OLB | Texas Christian |
| 7b | 236 | Brad Seaton | T | Villanova |
| 7c | 241 | Khalfani Muhammad | RB | California |

Draft Notes

- 2 – Pick traded to Cleveland during 2016 draft (see 2016, 1b)
- 3a, 6a – Picks acquired in a trade with New England for 3b and 4
- 3c – Compensatory selection; acquired in a trade with the Los Angeles Rams during the 2016 draft (see 2016, 1a)
- 5a – Pick acquired in a trade with Philadelphia for 5b, 6d
- 6b – Pick traded to Denver during 2016 draft (see 2016, 5b)
- 6c, 7c – Picks acquired in a trade with the N.Y. Giants for 6a
- 6d – Pick acquired in a trade with Atlanta in 2015 (see 2016, 6c)
- 6e, 7a – Picks acquired in a trade with Cincinnati for 6c

2016

| Rd. | Pick | Player | Pos. | College |
|-----|------|------------------------------|------|----------------------|
| 1a | 1 | (traded to Los Angeles Rams) | | |
| 1b | 8 | Jack Conklin | T | Michigan State |
| 1c | 15 | (traded to Cleveland) | | |
| 2a | 33 | Kevin Dodd | OLB | Clemson |
| 2b | 43 | Austin Johnson | DL | Penn State |
| 2c | 45 | Derrick Henry | RB | Alabama |
| 3a | 64 | Kevin Byard | S | Middle Tennessee St. |
| 3b | 76 | (traded to Cleveland) | | |
| 4a | 100 | (traded to Philadelphia) | | |
| 4b | 113 | (traded to Los Angeles Rams) | | |
| 5a | 140 | Tajae Sharpe | WR | Massachusetts |
| 5b | 157 | LeShaun Sims | CB | Southern Utah |
| 6a | 176 | (traded to Denver) | | |
| 6b | 177 | (traded to Los Angeles Rams) | | |
| 6c | 193 | Sebastian Tretola | G | Arkansas |
| 7a | 222 | Aaron Wallace | OLB | UCLA |
| 7b | 253 | Kalan Reed | CB | Southern Mississippi |

Draft Notes

- 1b, 6a – Picks acquired in a trade with Cleveland for 1c, 3b and a 2017 second-round choice
- 1c, 2b, 2c, 3b – Picks and 2017 first-round and third-round choices acquired in a trade with the L.A. Rams for 1a, 4b and 6b
- 4b – Pick acquired in a trade with Philadelphia for 4a and RB DeMarco Murray
- 5b, 7b – Picks acquired in a trade with Denver for 6a and a 2017 sixth-round choice
- 6c – Pick and a 2017 sixth-round choice acquired in 2015 from Atlanta for G Andy Levitre.

2015

| Rd. | Pick | Player | Pos. | College |
|-----|------|-----------------------------|------|----------------|
| 1 | 2 | Marcus Mariota | QB | Oregon |
| 2a | 33 | (traded to New York Giants) | | |
| 2b | 40 | Dorial Green-Beckham | WR | Oklahoma |
| 3 | 66 | Jeremiah Poutasi | OL | Utah |
| 4a | 100 | Angelo Blackson | DE | Auburn |
| 4b | 108 | Jalston Fowler | FB | Alabama |
| 5 | 138 | David Cobb | RB | Minnesota |
| 6a | 177 | Deiontrez Mount | OLB | Louisville |
| 6b | 208 | Andy Gallik | C | Boston College |

1996-2019 DRAFT SELECTIONS

| | | | | |
|----|-----|-------------------------|----|----------------|
| 7a | 219 | (traded to New England) | | |
| 7b | 245 | Tre McBride | WR | William & Mary |

Draft Notes

- 2b, 4b, 7 – Picks acquired from New York Giants for 2a.
- 6b – Pick acquired in 2014 from New England for LB Akeem Ayers and 7a.

2014

| Rd. | Pick | Player | Pos. | College |
|-----|------|---------------------------|------|-----------------|
| 1 | 11 | Taylor Lewan | T | Michigan |
| 2a | 42 | (traded to Philadelphia) | | |
| 2b | 54 | Bishop Sankey | RB | Washington |
| 3 | 77 | (traded to San Francisco) | | |
| 4a | 112 | DaQuan Jones | DL | Penn State |
| 4b | 122 | Marqueston Huff | DB | Wyoming |
| 5 | 151 | Avery Williamson | LB | Kentucky |
| 6a | 178 | Zach Mettenberger | QB | Louisiana State |
| 6b | 186 | (traded to Washington) | | |
| 7 | 228 | (traded to Washington) | | |

Draft Notes

- 2b, 4b – Picks acquired in trade with Philadelphia for 2a.
- 3 – Pick traded to San Francisco during 2013 draft (see 2013, 2a).
- 6a – Pick acquired in trade with Washington for 6b and 7.

2013

| Rd. | Pick | Player | Pos. | College |
|-----|------|---------------------------|------|-----------------|
| 1 | 10 | Chance Warmack | G | Alabama |
| 2a | 34 | Justin Hunter | WR | Tennessee |
| 2b | 40 | (traded to San Francisco) | | |
| 3a | 70 | Blidi Wreh-Wilson | CB | Connecticut |
| 3b | 97 | Zaviar Gooden | LB | Missouri |
| 4 | 107 | Brian Schwenke | C | California |
| 5 | 142 | Lavar Edwards | DE | Louisiana State |
| 6a | 176 | (traded to Minnesota) | | |
| 6b | 202 | Khalid Wooten | CB | Nevada |
| 7a | 216 | (traded to San Francisco) | | |
| 7b | 248 | Daimion Stafford | S | Nebraska |

Draft Notes

- 2a – Pick acquired in trade with San Francisco for 2b, 7a and a third-round pick in 2014.
- 6a – Pick traded to Minnesota in 2012 for a seventh-round pick in 2012.
- 3b, 6b, 7b – Awarded as compensatory selections

2012

| Rd. | Pick | Player | Pos. | College |
|-----|------|-------------------|------|--------------------|
| 1 | 20 | Kendall Wright | WR | Baylor |
| 2 | 52 | Zach Brown | LB | North Carolina |
| 3 | 82 | Mike Martin | DT | Michigan |
| 4 | 115 | Coty Sensabaugh | CB | Clemson |
| 5a | 145 | Taylor Thompson | TE | Southern Methodist |
| 5b | 155 | (traded to Miami) | | |
| 6 | 190 | Markelle Martin | S | Oklahoma State |
| 7a | 211 | Scott Solomon | DE | Rice |
| 7b | 227 | (traded to Miami) | | |

Draft Notes

- 5a – Pick acquired in trade with Miami for 5b and 7b
- 7a – Pick acquired in trade with Minnesota for a sixth-round choice in 2013

2011

| Rd. | Pick | Player | Pos. | College |
|-----|------|----------------|------|---------------------|
| 1 | 8 | Jake Locker | QB | Washington |
| 2 | 39 | Akeem Ayers | LB | UCLA |
| 3 | 77 | Jurrell Casey | DT | Southern California |
| 4a | 109 | Colin McCarthy | LB | Miami (Fla.) |
| 4b | 130 | Jamie Harper | RB | Clemson |

| | | | | |
|----|-----|-----------------|----|------------------|
| 5 | 142 | Karl Klug | DL | Iowa |
| 6 | 175 | Byron Stingily | T | Louisville |
| 7a | 212 | Zach Clayton | DT | Auburn |
| 7b | 251 | Tommie Campbell | DB | California (Pa.) |

Draft Notes

- 4b, 7b – Awarded as compensatory selections

2010

| Rd. | Pick | Player | Pos. | College |
|-----|------|-------------------------|------|---------------------|
| 1 | 16 | Derrick Morgan | DE | Georgia Tech |
| 2 | 47 | (traded to New England) | | |
| 3a | 77 | Damian Williams | WR | Southern California |
| 3b | 97 | Rennie Curran | LB | Georgia |
| 4a | 104 | Alterraun Verner | CB | UCLA |
| 4b | 111 | (traded to Seattle) | | |
| 5 | 148 | Robert Johnson | S | Utah |
| 6a | 176 | Rusty Smith | QB | Florida Atlantic |
| 6b | 185 | (traded to Seattle) | | |
| 6c | 207 | Myron Rolle | S | Florida State |
| 7a | 222 | Marc Mariani | WR | Montana |
| 7b | 241 | David Howard | DT | Brown |

Draft Notes

- 3b, 6c, 7b – Awarded as compensatory selections
- 2 – Traded to New England in 2009 (see 2009 3a)
- 4a, 6a – Picks acquired in trade with Seattle for RB LenDale White, DT Kevin Vickerson, 4b and 6b

2009

| Rd. | Pick | Player | Pos. | College |
|-----|------|--------------------|------|----------------------|
| 1 | 30 | Kenny Britt | WR | Rutgers |
| 2 | 62 | Sen'Derrick Marks | DT | Auburn |
| 3a | 89 | Jared Cook | TE | South Carolina |
| 3b | 94 | Ryan Mouton | CB | Hawaii |
| 4a | 130 | Gerald McRath | LB | Southern Mississippi |
| 4b | 135 | Troy Kropog | T/G | Tulane |
| 5a | 166 | (Traded to Dallas) | | |
| 5b | 173 | Javon Ringer | RB | Michigan State |
| 6a | 203 | Jason McCourty | CB | Rutgers |
| 6b | 206 | Dominique Edison | WR | Stephen F. Austin |
| 7a | 239 | Ryan Durand | G | Syracuse |
| 7b | 242 | Nick Schommer | S | North Dakota State |

Draft Notes

- 4b, 5b, 6b, 7b – Awarded as compensatory selections
- 3a – Pick acquired in trade with New England for second round pick in 2010
- 5a – Pick traded to Dallas (see 2008 4c)

2008

| Rd. | Pick | Player | Pos. | College |
|-----|------|------------------------|------|---------------------|
| 1 | 24 | Chris Johnson | RB | East Carolina |
| 2 | 54 | Jason Jones | DL | Eastern Michigan |
| 3 | 85 | Craig Stevens | TE | California |
| 4a | 103 | William Hayes | DE | Winston-Salem State |
| 4b | 124 | (Traded to Washington) | | |
| 4c | 126 | Lavelle Hawkins | WR | California |
| 4d | 134 | Stanford Keglar | LB | Purdue |
| 5 | 157 | (Traded to Washington) | | |
| 6 | 189 | (Traded to Seattle) | | |
| 7 | 229 | Cary Williams | CB | Washburn |

Draft Notes

- 4d – Awarded as compensatory selection
- 4a – Pick acquired in trade with Washington for fourth round pick (#124 overall) and fifth round pick (#157 overall).
- 4b – Traded to Washington (see 4a)
- 4c – Pick acquired in trade with Dallas for Pacman Jones
- 5 – Pick traded to Washington (see 4a)
- 6 – Pick traded to Seattle for Bryce Fisher

1996-2019 DRAFT SELECTIONS

2007

| Rd. | Pick | Player | Pos. | College |
|-----|------|-----------------|------|-------------------|
| 1 | 19 | Michael Griffin | S | Texas |
| 2 | 50 | Chris Henry | RB | Arizona |
| 3 | 80 | Paul Williams | WR | Fresno State |
| 4a | 115 | Leroy Harris | G/C | N.C. State |
| 4b | 128 | Chris Davis | WR | Florida State |
| 5 | 152 | Antonio Johnson | DT | Mississippi State |
| 6a | 188 | Joel Filani | WR | Texas Tech |
| 6b | 204 | Jacob Ford | DE | Central Arkansas |
| 6c | 206 | Ryan Smith | CB | Florida |
| 7 | 223 | Mike Otto | T | Purdue |

Draft Notes

- 4b – Pick acquired in trade with Baltimore for Steve McNair in 2006.
- 6b – Pick acquired in trade with San Diego for Billy Volek in 2006.
- 6c – Pick acquired in trade with Indianapolis for seventh round pick (#238 overall) in 2006. That selection was originally obtained from Indianapolis for Rocky Calmus.

2006

| Rd. | Pick | Player | Pos. | College |
|-----|------|--------------------------|------|---------------------|
| 1 | 3 | Vince Young | QB | Texas |
| 2a | 39 | (Traded to Philadelphia) | | |
| 2b | 45 | LenDale White | RB | Southern California |
| 3 | 70 | (Traded to Buffalo) | | |
| 4a | 102 | Calvin Lowry | S | Penn State |
| 4b | 116 | Stephen Tulloch | LB | N.C. State |
| 5a | 137 | Terna Nande | LB | Miami (Ohio) |
| 5b | 169 | Jesse Mahelona | DT | Tennessee |
| 6 | 172 | Jonathan Orr | WR | Wisconsin |
| 7a | 215 | Cortland Finnegan | CB | Samford |
| 7b | 238 | (Traded to Indianapolis) | | |
| 7c | 245 | Spencer Toone | LB | Utah |
| 7d | 246 | Quinton Ganther | RB | Utah |

Draft Notes

- 5b, 7c and 7d – awarded as compensatory selections
- 2a – Pick traded to Philadelphia (see 2b)
- 2b – Pick acquired from Philadelphia along with 2006 fourth round pick (116 overall) for the Titans second round pick (39 overall)
- 3 – Pick traded to Buffalo for RB Travis Henry in 2005
- 7b – Pick acquired from Indianapolis for LB Rocky Calmus in 2005 and traded back to Indianapolis for sixth round selection in 2007

2005

| Rd. | Pick | Player | Pos. | College |
|-----|------|---------------------|------|--------------------|
| 1 | 6 | Adam Jones | CB | West Virginia |
| 2a | 37 | (Traded to Detroit) | | |
| 2b | 41 | Michael Roos | T | Eastern Washington |
| 3a | 68 | Courtney Roby | WR | Indiana |
| 3b | 96 | Brandon Jones | WR | Oklahoma |
| 4a | 108 | Vincent Fuller | S | Virginia Tech |
| 4b | 113 | David Stewart | T | Mississippi State |
| 4c | 136 | Roydell Williams | WR | Tulane |
| 5a | 142 | Damien Nash | RB | Missouri |
| 5b | 150 | Daniel Loper | T | Texas Tech |
| 6 | 179 | Bo Scaife | TE | Texas |
| 7 | 218 | Reynaldo Hill | CB | Florida |

Draft Notes

- 3b and 4c – awarded as compensatory selections
- 2a – Pick traded to Detroit (see 2b)
- 2b – Pick acquired from Detroit along with 2005 fourth round pick (113 overall) for the Titans second round pick (37 overall)
- 4b – Pick acquired from Detroit (see 2b)
- 5b – Pick acquired from Kansas City for DE Carlos Hall

2004

| Rd. | Pick | Player | Pos. | College |
|-----|------|---------------------|------|---------|
| 1 | 27 | (Traded to Houston) | | |

| | | | | |
|----|-----|---------------------|----|---------------------|
| 2a | 40 | Ben Troupe | TE | Florida |
| 2b | 42 | Travis LaBoy | DE | Hawaii |
| 2c | 57 | Antwan Odom | DE | Alabama |
| 3a | 71 | Randy Starks | DT | Maryland |
| 3b | 92 | Rich Gardner | CB | Penn State |
| 4a | 103 | Bo Schobel | DE | TCU |
| 4b | 124 | Michael Waddell | CB | North Carolina |
| 5a | 138 | Jacob Bell | G | Miami (Ohio) |
| 5b | 159 | (Traded to Houston) | | |
| 5c | 165 | Robert Reynolds | LB | Ohio State |
| 6 | 191 | Troy Fleming | RB | Tennessee |
| 7a | 230 | Jared Clauss | DT | Iowa |
| 7b | 239 | Eugene Amano | C | S.E. Missouri State |
| 7c | 241 | Sean McHugh | TE | Penn State |

Draft Notes

- 5c, 7b, 7c – awarded as compensatory selections
- 1 – Pick traded to Houston (see 2a)
- 2a – Pick acquired from Houston along with 2004 third round pick (71 overall), fourth round pick (103 overall) and fifth round pick (138 overall) for the Titans 2004 first round pick (27 overall) and fifth round pick (159 overall)
- 2b – Pick acquired from New York Jets for WR Justin McCariens
- 3a – Pick acquired in Houston trade (see 2a)
- 4a – Pick acquired in Houston trade (see 2a)
- 5a – Pick acquired in Houston trade (see 2a)
- 5b – Pick traded to Houston (see 2a)

2003

| Rd. | Pick | Player | Pos. | College |
|-----|------|-------------------------|------|------------------------|
| 1 | 28 | Andre Woolfolk | CB | Oklahoma |
| 2 | 60 | Tyrone Calico | WR | Middle Tennessee State |
| 3 | 93 | Chris Brown | RB | Colorado |
| 4 | 126 | Rien Long | DT | Washington State |
| 5a | 154 | Donnie Nickey | S | Ohio State |
| 5b | 164 | (Traded to New England) | | |
| 6 | 201 | (Traded to New England) | | |
| 7a | 225 | Todd Williams | T | Florida State |
| 7b | 243 | (Traded to New England) | | |

Draft Notes

- 5a – Pick acquired from New England along with 2003 seventh round pick (225 overall) for the Titans 2003 fifth round pick (164 overall), sixth round pick (201 overall) and seventh round pick (243 overall)
- 5b – Pick traded to New England (see 5a)
- 6 – Pick traded to New England (see 5a)
- 7a – Pick acquired in New England trade (see 5a)
- 7b – Pick traded to New England (see 5a)

2002

| Rd. | Pick | Player | Pos. | College |
|-----|------|-------------------------|------|-------------------|
| 1a | 14 | (Traded to N.Y. Giants) | | |
| 1b | 15 | Albert Haynesworth | DT | Tennessee |
| 2 | 45 | Tank Williams | S | Stanford |
| 3 | 77 | Rocky Calmus | LB | Oklahoma |
| 4a | 110 | Mike Echols | CB | Wisconsin |
| 4b | 115 | Tony Beckham | CB | Wisconsin-Stout |
| 4c | 133 | Rocky Boiman | LB | Notre Dame |
| 5 | 151 | Jake Schifino | WR | Akron |
| 6 | 187 | Justin Hartwig | G | Kansas |
| 7a | 225 | Darrell Hill | WR | Northern Illinois |
| 7b | 240 | Carlos Hall | DE | Arkansas |

Draft Notes

- 4c – awarded as compensatory selection
- 1a – Pick traded to N.Y. Giants (see 1b)
- 1b – Pick acquired from the New York Giants along with 2002 fourth round pick (115 overall) for the Titans 2002 first round pick (14 overall)
- 4b – Pick acquired in Giants trade (see 1b)
- 7b – Pick acquired from Green Bay for DT Rod Walker

1996-2019 DRAFT SELECTIONS

2001

| Rd. | Pick | Player | Pos. | College |
|-----|------|-----------------------|------|-------------------|
| 1 | 29 | (Traded to St. Louis) | | |
| 2 | 60 | Andre Dyson | CB | Utah |
| 3 | 90 | Shad Meier | TE | Kansas State |
| 4 | 124 | Justin McCareins | WR | Northern Illinois |
| 5 | 159 | Eddie Berlin | WR | Northern Iowa |
| 6a | 192 | Dan Alexander | RB | Nebraska |
| 6b | 199 | Adam Haayer | T | Minnesota |
| 7a | 229 | (Traded to Oakland) | | |
| 7b | 232 | Keith Adams | LB | Clemson |

Draft Notes

- 6b, 7b – awarded as compensatory selections
- 1 – Pick traded to St. Louis for DE Kevin Carter
- 7a – Pick traded to Oakland for C Gennaro DiNapoli

2000

| Rd. | Pick | Player | Pos. | College |
|-----|------|------------------|------|-------------------|
| 1 | 30 | Keith Bulluck | LB | Syracuse |
| 3a | 68 | Erron Kinney | TE | Florida |
| 3b | 93 | Byron Frisch | DE | Brigham Young |
| 4a | 124 | Bobby Myers | S | Wisconsin |
| 4b | 128 | Peter Sirmon | LB | Oregon |
| 5a | 135 | Aric Morris | S | Michigan State |
| 5b | 160 | Frank Chamberlin | LB | Boston College |
| 6 | 197 | Robaire Smith | DE | Michigan State |
| 7a | 213 | Mike Green | RB | Houston |
| 7b | 237 | Wes Shivers | T | Mississippi State |

Draft Notes

- 4b – awarded as compensatory selection
- 7a – Pick acquired from Chicago for LB Lemanski Hall

1999

| Rd. | Pick | Player | Pos. | College |
|-----|------|-------------------------|------|--------------------|
| 1 | 16 | Jevon Kearse | DE | Florida |
| 2a | 46 | (Traded to New England) | | |
| 2b | 52 | John Thornton | DT | West Virginia |
| 3 | 81 | Zach Piller | G | Florida |
| 4a | 114 | Brad Ware | S | Auburn |
| 4b | 117 | Donald Mitchell | CB | Southern Methodist |
| 5 | 151 | Kevin Daft | QB | California-Davis |
| 6 | 186 | Darran Hall | WR | Colorado State |
| 7 | 222 | Phil Glover | LB | Utah |

Draft Notes

- 2a – Pick traded to New England (see 2b)
- 2b – Pick acquired from New England along with 1999 fourth round pick (117 overall) for Titans 1999 second round pick (46 overall)
- 4b – Pick acquired in New England trade (see 2b)

1998

| Rd. | Pick | Player | Pos. | College |
|-----|------|---------------|------|--------------------|
| 1 | 16 | Kevin Dyson | WR | Utah |
| 2 | 46 | Samari Rolle | CB | Florida State |
| 3 | 77 | Dainon Sidney | CB | Alabama-Birmingham |
| 4 | 107 | Joe Salave'a | DT | Arizona |
| 5 | 139 | Benji Olson | G | Washington |
| 6 | 168 | Lee Wiggins | DB | South Carolina |
| 7a | 205 | Jimmy Sprotte | LB | Arizona |
| 7b | 229 | Kevin Long | C | Florida State |

Draft Notes

- 7b – awarded as a compensatory selection

1997

| Rd. | Pick | Player | Pos. | College |
|-----|------|-------------------------|------|------------------|
| 1a | 13 | (Traded to Kansas City) | | |
| 1b | 18 | Kenny Holmes | DE | Miami (Fla.) |
| 2 | 46 | Joey Kent | WR | Tennessee |
| 3a | 75 | Denard Walker | CB | LSU |
| 3b | 81 | Scott Sanderson | T | Washington State |
| 4a | 98 | Derrick Mason | WR | Michigan State |
| 4b | 107 | Pratt Lyons | DE | Troy State |
| 4c | 110 | (Traded to Kansas City) | | |
| 4d | 116 | (Traded to New Orleans) | | |
| 5a | 132 | (Traded to Washington) | | |
| 5b | 143 | George McCullough | DB | Baylor |
| 6a | 165 | (Traded to New Orleans) | | |
| 6b | 179 | (Traded to St. Louis) | | |
| 6c | 181 | Dennis Stallings | LB | Illinois |
| 7 | 216 | Armon Williams | DB | Arizona |

Draft Notes

- 1a – Pick traded to Kansas City (see 1b)
- 1b – Pick acquired from Kansas City along with 1997 third round pick (81 overall), fourth round pick (116 overall) and sixth round pick (181 overall) for Oilers 1997 first round pick (13 overall) and fourth round pick (110 overall)
- 3b – Pick acquired from Kansas City (see 1b)
- 4a – Pick acquired from Atlanta along with 1997 sixth round pick (165 overall) for QB Chris Chandler
- 4b – Pick acquired from New Orleans for Oilers 1997 fourth round pick (116 overall) and sixth round pick (165 overall)
- 4c – Pick traded to Kansas City (see 1b)
- 4d – Pick acquired from Kansas City (see 1b) and traded to New Orleans (see 4b)
- 5a – Pick traded to Washington
- 6a – Pick acquired from Atlanta (see 4a) and traded to New Orleans (see 4b)
- 6b – Pick traded to St. Louis for DE Robert Young
- 6c – Pick acquired from Kansas City (see 1b)

1996

| Rd. | Pick | Player | Pos. | College |
|-----|------|---------------------|------|------------------|
| 1a | 9 | (Traded to Oakland) | | |
| 1b | 14 | Eddie George | RB | Ohio State |
| 1c | 17 | (Traded to Seattle) | | |
| 2a | 38 | Bryant Mix | DE | Alcorn State |
| 2b | 48 | Jason Layman | G | Tennessee |
| 3 | 74 | Terry Killens | LB | Penn State |
| 4a | 107 | Kendrick Burton | DE | Alabama |
| 4b | 109 | Jon Runyan | T | Michigan |
| 5 | 143 | Rayna Stewart | DB | Northern Arizona |
| 6 | 177 | Anthony Dorsett | LB | Pittsburgh |
| 7 | 218 | Mike Archie | RB | Penn State |

Draft Notes

- 1a – Pick traded to Oakland for Raiders 1996 first round pick (17 overall), second round pick (48 overall) and fourth round pick (109 overall)
- 1b – Pick acquired from Seattle for Oilers 1996 first round pick (17 overall) and Oilers DT Glenn Montgomery
- 1c – Pick acquired from Oakland (see 1a) and traded to Seattle (see 1b)
- 2b – Pick acquired in Oakland trade (see 1a)
- 4b – Pick acquired in Oakland trade (see 1a)

TITANS TRADE HISTORY SINCE 1998

2019 TRADES

| Trade Date/Teams | Compensation | Overall | Player Selected | Note |
|--|-----------------------------|---------|--------------------|--|
| 1. March 15, 2019 | | | | |
| Tennessee Receives: | Player: QB Ryan Tannehill | | | |
| | Draft Choice: Round 6, 2019 | #188 | LB David Long | |
| Miami Receives: | Draft Choice: Round 7, 2019 | #233 | RB Chandler Cox | |
| | Draft Choice: Round 4, 2020 | | | |
| 2. April 27, 2019 (Draft Day Trade) | | | | |
| Tennessee Receives: | Draft Choice: Round 4, 2019 | #116 | DB Amani Hooker | Pick originally from Miami through New Orleans |
| | Draft Choice: Round 5, 2019 | #168 | OLB D'Andre Walker | Pick originally from New Orleans |
| N.Y. Jets Receive: | Draft Choice: Round 4, 2019 | #121 | TE Trevon Wesco | |
| | Draft Choice: Round 5, 2019 | #157 | LB Blake Cashman | |
| 3. August 28, 2019 | | | | |
| Tennessee Receives: | Player: OLB Reggie Gilbert | | | |
| Green Bay Receives: | Draft Choice: Round 7, 2020 | | | Conditional |
| 4. August 31, 2019: | | | | |
| Tennessee Receives: | Draft Choice: Round 7, 2020 | | | |
| Cleveland Receives: | Player: WR Taywan Taylor | | | |

2018 TRADES

| Trade Date/Teams | Compensation | Overall | Player Selected | Note |
|--|-----------------------------|---------|--------------------|--|
| 1. April 26, 2018 (Draft Day Trade) | | | | |
| Tennessee Receives: | Draft Choice: Round 1, 2018 | #22 | LB Rashaan Evans | Pick originally from Kansas City through Buffalo |
| | Draft Choice: Round 6, 2018 | #215 | C Bradley Bozeman | Pick traded back to Baltimore |
| Baltimore Receives: | Draft Choice: Round 1, 2018 | #25 | TE Hayden Hurst | |
| | Draft Choice: Round 4, 2018 | #125 | DB Avonte Maddox | Pick traded to Philadelphia |
| 2. April 27, 2018 (Draft Day Trade) | | | | |
| Tennessee Receives: | Draft Choice: Round 2, 2018 | #41 | OLB Harold Landry | |
| Oakland Receives: | Draft Choice: Round 2, 2018 | #57 | DT P.J. Hall | |
| | Draft Choice: Round 3, 2018 | #89 | T Joseph Noteboom | Pick traded to L.A. Rams |
| 3. April 28, 2018 (Draft Day Trade) | | | | |
| Tennessee Receives: | Draft Choice: Round 5, 2018 | #152 | DB Dane Cruikshank | |
| Baltimore Receives: | Draft Choice: Round 5, 2018 | #162 | WR Jordan Lasley | |
| | Draft Choice: Round 6, 2018 | #215 | C Bradley Bozeman | Pick originally from Baltimore |
| 4. August 28, 2018 | | | | |
| Tennessee Receives: | Player: LB Kamalei Correa | | | |
| Baltimore Receives: | Draft Choice: Round 6, 2019 | | | |

2017 TRADES

| Trade Date/Teams | Compensation | Overall | Player Selected | Note |
|--|-----------------------------|---------|------------------------|--|
| 1. April 28, 2017 (Draft Day Trade) | | | | |
| New England Receives: | Draft Choice: Round 3, 2017 | #83 | DE Derek Rivers | |
| | Draft Choice: Round 4, 2017 | #124 | LB Jalen Reeves-Maybin | Pick traded to Detroit |
| Tennessee Receives: | Draft Choice: Round 3, 2017 | #72 | WR Taywan Taylor | Pick originally from Carolina |
| | Draft Choice: Round 6, 2017 | #200 | T Adam Bisnowaty | Pick traded to N.Y. Giants; originally from Indianapolis |
| 2. April 29, 2017 (Draft Day Trade) | | | | |
| Philadelphia Receives: | Draft Choice: Round 5, 2017 | #164 | G Isaac Asiata | Pick traded to Miami |
| | Draft Choice: Round 6, 2017 | #214 | DT Elijah Qualls | Pick originally from Atlanta |
| Tennessee Receives: | Draft Choice: Round 5, 2017 | #155 | LB Jayon Brown | |
| 3. April 29, 2017 (Draft Day Trade) | | | | |
| N.Y. Giants Receive: | Draft Choice: Round 6, 2017 | #200 | T Adam Bisnowaty | Pick originally from Indianapolis through |

TITANS TRADE HISTORY SINCE 1998

| | | | | | |
|--|---------------|---------------|------|----------------------|---|
| Tennessee Receives: | Draft Choice: | Round 6, 2017 | #207 | DB Brandon Wilson | New England |
| | Draft Choice: | Round 7, 2017 | #241 | RB Khalfani Muhammad | Pick traded to Cincinnati |
| 4. April 29, 2017 (Draft Day Trade) | | | | | |
| Cincinnati Receives: | Draft Choice: | Round 6, 2017 | #207 | DB Brandon Wilson | Pick originally from N.Y. Giants |
| Tennessee Receives: | Draft Choice: | Round 6, 2017 | #217 | OL Corey Levin | Compensatory pick |
| | Draft Choice: | Round 7, 2017 | #227 | OLB Josh Carraway | |
| 5. Sept. 1, 2017 | | | | | |
| Kansas City Receives: | Draft Choice: | Round 7, 2018 | #243 | DB Keion Crossen | Conditional draft choice; traded to New England |
| Tennessee Receives: | Player: | DE David King | | | |

2016 TRADES

| Trade Date/Teams | Compensation | Overall | Player Selected | Note |
|--|---------------|-------------------------|-----------------------------|---|
| 1. March 9, 2016 | | | | |
| Philadelphia Receives: | Draft Choice: | Round 4, 2016 | #100 QB Connor Cook | Pick traded from Philadelphia to Cleveland to Oakland |
| Tennessee Receives: | Player: | RB DeMarco Murray | | |
| | Draft Choice: | Round 4, 2016 | #113 LB Nick Kwiatkoski | Pick traded from Tennessee to Los Angeles to Chicago |
| 2. April 14, 2016 | | | | |
| Los Angeles Receives: | Draft Choice: | Round 1, 2016 | #1 QB Jared Goff | |
| | Draft Choice: | Round 4, 2016 | #113 LB Nick Kwiatkoski | Pick originally from Philadelphia; traded from Los Angeles to Chicago |
| Tennessee Receives: | Draft Choice: | Round 6, 2016 | #177 TE Temarrick Hemingway | |
| | Draft Choice: | Round 1, 2016 | #15 WR Corey Coleman | Pick traded from Tennessee to Cleveland |
| | Draft Choice: | Round 2, 2016 | #43 DL Austin Johnson | Pick originally from Philadelphia |
| | Draft Choice: | Round 2, 2016 | #45 RB Derrick Henry | |
| | Draft Choice: | Round 3, 2016 | #76 T Shon Coleman | Pick traded from Tennessee to Cleveland |
| | Draft Choice: | Round 1, 2017 | #5 WR Corey Davis | |
| | Draft Choice: | Round 3, 2017 | #100 TE Jonnu Smith | Compensatory pick |
| 3. April 28, 2016 (Draft Day Trade) | | | | |
| Cleveland Receives: | Draft Choice: | Round 1, 2016 | #15 WR Corey Coleman | Pick originally from Los Angeles |
| | Draft Choice: | Round 3, 2016 | #76 T Shon Coleman | Pick originally from Los Angeles |
| | Draft Choice: | Round 2, 2017 | #52 QB DeShone Kizer | |
| Tennessee Receives: | Draft Choice: | Round 1, 2016 | #8 T Jack Conklin | Pick originally from Miami through Philadelphia |
| | Draft Choice: | Round 6, 2016 | #176 RB Andy Janovich | Pick traded from Tennessee to Denver |
| 4. April 30, 2016 (Draft Day Trade) | | | | |
| Denver Receives: | Draft Choice: | Round 6, 2016 | #176 RB Andy Janovich | Pick originally from Cleveland |
| | Draft Choice: | Round 6, 2017 | #203 RB De'Angelo Henderson | |
| Tennessee Receives: | Draft Choice: | Round 5, 2016 | #157 CB LeShaun Sims | Pick originally from N.Y. Jets |
| | Draft Choice: | Round 7, 2016 | #253 CB Kalan Reed | |
| 5. Aug. 16, 2016 | | | | |
| Tennessee Receives: | Player: | G/T Dennis Kelly | | |
| Philadelphia Receives: | Player: | WR Dorion Green-Beckham | | |

2015 TRADES

| Trade Date/Teams | Compensation | Overall | Player Selected | Note |
|---|---------------|-----------------------|-----------------------------|--|
| 1. May 1, 2015 (Draft Day Trade) | | | | |
| New York Giants Receive: | Draft Choice: | Round 2, 2015 | #33 S Landon Collins | |
| Tennessee Receives: | Draft Choice: | Round 2, 2015 | #40 WR Dorion Green-Beckham | |
| | Draft Choice: | Round 4, 2015 | #108 FB Jalston Fowler | |
| | Draft Choice: | Round 7, 2015 | #245 WR Tre McBride | Pick originally from Denver |
| 2. Sept. 4, 2015 | | | | |
| Atlanta Receives: | Player: | G Andy Levitre | | |
| Tennessee Receives: | Draft Choice: | Round 6, 2016 | #193 G Sebastian Tretola | |
| | Draft Choice: | Round 6, 2017 | #214 DT Elijah Qualls | Pick traded to Philadelphia |
| 3. Sept. 6, 2015 | | | | |
| Cleveland Receives: | Draft Choice: | Conditional 2016 Pick | (none) | Conditions not met for Cleveland to receive pick |
| Tennessee Receives: | Player: | RB Terrance West | | |

TITANS TRADE HISTORY SINCE 1998

2014 TRADES

| Trade Date/Teams | Compensation | Overall | Player Selected | Note |
|--|---------------|-----------------------|---------------------------|--|
| 1. May 9, 2014 (Draft Day Trade) | | | | |
| Philadelphia Receives: | Draft Choice: | Round 2, 2014 | #42 WR Jordan Matthews | |
| Tennessee Receives: | Draft Choice: | Round 2, 2014 | #54 RB Bishop Sankey | |
| | Draft Choice: | Round 4, 2014 | #122 DB Marqueston Huff | |
| 2. May 10, 2014 (Draft Day Trade) | | | | |
| Washington Receives: | Draft Choice: | Round 6, 2014 | #186 RB Lache Seastrunk | |
| | Draft Choice: | Round 7, 2014 | #228 K Zach Hocker | |
| Tennessee Receives: | Draft Choice: | Round 6, 2014 | #178 QB Zach Mettenberger | |
| 3. Aug. 30, 2014 | | | | |
| Dallas Receives: | Player: | DE Lavar Edwards | | |
| Tennessee Receives: | Draft Choice: | Conditional 2015 Pick | (none) | Conditions not met for Tennessee to receive pick |
| 4. Oct. 22, 2014 | | | | |
| New England Receives: | Player: | LB Akeem Ayers | | |
| | Draft Choice: | Round 7, 2015 | #219 ILB Hayes Pullard | Pick by Cleveland after trade from New England |
| Tennessee Receives: | Draft Choice: | Round 6, 2015 | #208 C Andy Gallik | |

2013 TRADES

| Trade Date/Teams | Compensation | Overall | Player Selected | Note |
|--|---------------|---------------|----------------------------|---------------------------------------|
| 1. April 26, 2013 (Draft Day Trade) | | | | |
| San Francisco Receives: | Draft Choice: | Round 2, 2013 | #40 DE Cornelius Carradine | |
| | Draft Choice: | Round 7, 2013 | #216 WR Charles Johnson | Pick by Green Bay after trade from SF |
| | Draft Choice: | Round 3, 2014 | #77 LB Chris Borland | |
| Tennessee Receives: | Draft Choice: | Round 2, 2013 | #34 WR Justin Hunter | |

2012 TRADES

| Trade Date/Teams | Compensation | Overall | Player Selected | Note |
|--|---------------|---------------|---------------------------|--|
| 1. April 28, 2012 (Draft Day Trade) | | | | |
| Miami Receives: | Draft Choice: | Round 5, 2012 | #155 LB Josh Kaddu | |
| | Draft Choice: | Round 7, 2012 | #227 WR Rishard Matthews | |
| Tennessee Receives: | Draft Choice: | Round 5, 2012 | #145 TE Taylor Thompson | |
| 2. April 28, 2012 (Draft Day Trade) | | | | |
| Minnesota Receives: | Draft Choice: | Round 6, 2013 | #176 T David Quessenberry | Pick by Houston after trade from MIN to AZ to OAK to HOU |
| Tennessee Receives: | Draft Choice: | Round 7, 2012 | #211 DE Scott Solomon | |

2011 TRADES

| Trade Date/Teams | Compensation | Overall | Player Selected | Note |
|-------------------------|---------------|-----------------------|-----------------|--|
| 1. Sept. 3, 2011 | | | | |
| Green Bay Receives: | Draft Choice: | Conditional 2012 Pick | (none) | Conditions not met for Green Bay to receive pick |
| Tennessee Receives: | Player: | FB Quinn Johnson | | |

2010 TRADES

| Trade Date/Teams | Compensation | Overall | Player Selected | Note |
|--|---------------|--------------------|--------------------------|------|
| 1. April 24, 2010 (Draft Day Trade) | | | | |
| Seattle Receives: | Draft Choice: | Round 4, 2010 | #111 DB Walter Thurmond | |
| | Draft Choice: | Round 6, 2010 | #185 TE Anthony McCoy | |
| | Player: | RB LenDale White | | |
| | Player: | DT Kevin Vickerson | | |
| Tennessee Receives: | Draft Choice: | Round 4, 2010 | #104 CB Alterraun Verner | |
| | Draft Choice: | Round 6, 2010 | #176 QB Rusty Smith | |

2009 TRADES

| Trade Date/Teams | Compensation | Overall | Player Selected | Note |
|--------------------------------------|---------------|---------------|-------------------------|------------------------------|
| 1. April 26, 2009 (Draft Day) | | | | |
| New England Receives: | Draft Choice: | Round 2, 2010 | #47 LB Daryl Washington | Pick later traded to Arizona |
| Tennessee Receives: | Draft Choice: | Round 3, 2009 | #89 TE Jared Cook | |

TITANS TRADE HISTORY SINCE 1998

2008 TRADES

| Trade Date/Teams | Compensation | Overall | Player Selected | Note |
|--------------------------------------|----------------|--------------------|--------------------|--------------------------------|
| 1. April 26, 2008 (Draft Day) | | | | |
| Dallas Receives: | Player: | CB Pacman Jones | | |
| | Draft Choice: | Round 5, 2009 #166 | DB Michael Hamlin | |
| Tennessee Receives: | Draft Choice: | Round 4, 2008 #126 | WR Lavelle Hawkins | |
| 2. April 27, 2008 (Draft Day) | | | | |
| Washington Receives: | Draft Choices: | Round 4, 2008 #124 | CB Justin Tryon | |
| | Draft Choice: | Round 5, 2008 #157 | G Roy Schuening | Pick later traded to St. Louis |
| Tennessee Receives: | Draft Choice: | Round 4, 2008 #103 | DE William Hayes | Pick originally from Atlanta |

2007 TRADES

| Trade Date/Teams | Compensation | Overall | Player Selected | Note |
|--------------------------|---------------|--------------------|------------------|------|
| 1. Sept. 11, 2007 | | | | |
| Seattle Receives: | Draft Choice: | Round 6, 2008 #189 | LS Tyler Schmitt | |
| Tennessee Receives: | Player: | DE Bryce Fisher | | |

2006 TRADES

| Trade Date/Teams | Compensation | | Overall | Player Selected | Note |
|-------------------------------|---------------|-----------------|---------|--------------------|---|
| 1. April 29, 2006 (Draft Day) | | | | | |
| Philadelphia Receives: | Draft Choice: | Round 2, 2006 | #39 | T Winston Justice | |
| Tennessee Receives: | Draft Choice: | Round 2, 2006 | #45 | RB LenDale White | |
| | Draft Choice: | Round 4, 2006 | #116 | LB Stephen Tulloch | |
| 2. April 30, 2006 (Draft Day) | | | | | |
| Indianapolis Receives: | Draft Choice: | Round 7, 2006 | #238 | CB T.J. Rushing | Pick originally obtained from Ind. for Rocky Calmus |
| Tennessee Receives: | Draft Choice: | Round 6, 2007 | #206 | CB Ryan Smith | |
| 3. June 9, 2006 | | | | | |
| Baltimore Receives: | Player: | QB Steve McNair | | | |
| Tennessee Receives: | Draft Choice: | Round 4, 2007 | #128 | WR Chris Davis | |
| 4. Sept. 20, 2006 | | | | | |
| San Diego Receives: | Player: | QB Billy Volek | | | |
| Tennessee Receives: | Draft Choice: | Round 6, 2007 | #204 | DE Jacob Ford | |

2005 TRADES

| Trade Date/Teams | Compensation | Overall | Player Selected | Note |
|--------------------------------------|---------------|--------------------|-------------------|--|
| 1. April 6, 2005 | | | | |
| Kansas City Receives: | Player: | DE Carlos Hall | | |
| Tennessee Receives: | Draft Choice: | Round 5, 2005 #150 | T Daniel Loper | |
| 2. April 23, 2005 (Draft Day) | | | | |
| Detroit Receives: | Draft Choice: | Round 2, 2005 #37 | DE Shaun Cody | |
| Tennessee Receives: | Draft Choice: | Round 2, 2005 #41 | T Michael Roos | |
| | Draft Choice: | Round 4, 2005 #113 | T David Stewart | |
| 3. July 19, 2005 | | | | |
| Buffalo Receives: | Draft Choice: | Round 3, 2006 #70 | CB Ashton Youboty | |
| Tennessee Receives: | Player: | RB Travis Henry | | |
| 4. Sept. 3, 2005 | | | | |
| Indianapolis Receives: | Player: | LB Rocky Calmus | | |
| Tennessee Receives: | Draft Choice: | Round 7, 2006 #238 | CB T.J. Rushing | Pick traded back to Ind. on April 30, 2006 |

2004 TRADES

| Trade Date/Teams | Compensation | Overall | Player Selected | Note |
|--------------------------------------|---------------|---------------------|-----------------|-----------------------------------|
| 1. March 8, 2004 | | | | |
| New York Jets Receive: | Player: | WR Justin McCareins | | |
| Tennessee Receives: | Draft Choice: | Round 2, 2004 #42 | DE Travis LaBoy | |
| 2. April 24, 2004 (Draft Day) | | | | |
| Houston Receives: | Draft Choice: | Round 1, 2004 #27 | DE Jason Babin | |
| | Draft Choice: | Round 5, 2004 #159 | T Sean Babin | Pick later traded to Jacksonville |

TITANS TRADE HISTORY SINCE 1998

| | | | | |
|---------------------|---------------|---------------|------|-----------------|
| Tennessee Receives: | Draft Choice: | Round 2, 2004 | #40 | TE Ben Troupe |
| | Draft Choice: | Round 3, 2004 | #71 | DT Randy Starks |
| | Draft Choice: | Round 4, 2004 | #103 | DE Bo Schobel |
| | Draft Choice: | Round 5, 2004 | #138 | G Jacob Bell |

2003 TRADES

| Trade Date/Teams | Compensation | Overall | Player Selected | Note |
|--------------------------------------|---------------|---------------|-----------------|--------------------------------|
| 1. April 27, 2003 (Draft Day) | | | | |
| New England Receives: | Draft Choice: | Round 5, 2003 | #164 | C Dan Koppen |
| | Draft Choice: | Round 6, 2003 | #201 | QB Kliff Kingsbury |
| | Draft Choice: | Round 7, 2003 | #243 | DT Ethan Kelley |
| Tennessee Receives: | Draft Choice: | Round 5, 2003 | #154 | S Donnie Nicky |
| | Draft Choice: | Round 7, 2003 | #225 | T Todd Williams |
| | | | | Pick originally from Houston |
| | | | | Pick originally from St. Louis |

2002 TRADES

| Trade Date/Teams | Compensation | Overall | Player Selected | Note |
|--------------------------------------|---------------|---------------|-----------------|-----------------------|
| 1. April 20, 2002 (Draft Day) | | | | |
| N.Y. Giants Receive: | Draft Choice: | Round 1, 2002 | #14 | TE Jeremy Shockey |
| Tennessee Receives: | Draft Choice: | Round 1, 2002 | #15 | DT Albert Haynesworth |
| | Draft Choice: | Round 4, 2002 | #115 | CB Tony Beckham |

2001 TRADES

| Trade Date/Teams | Compensation | Overall | Player Selected | Note |
|-------------------------|---------------|-------------------------|-----------------|--|
| 1. April 4, 2001 | | | | |
| St. Louis Receives: | Draft Choice: | Round 1, 2001 | #29 | DT Ryan Pickett |
| Tennessee Receives: | Player: | DE Kevin Carter | | |
| 2. Sept. 2, 2001 | | | | |
| Green Bay Receives: | Player: | DT Rod Walker | | |
| Tennessee Receives: | Draft Choice: | Round 7, 2002 | #240 | DE Carlos Hall |
| 3. Sept. 2, 2001 | | | | |
| Carolina Receives: | Player: | S Perry Phenix | | |
| Tennessee Receives: | Draft Choice | Conditional Future Pick | (none) | Conditions not met for Tennessee to receive pick |

2000 TRADES

| Trade Date/Teams | Compensation | Overall | Player Selected | Note |
|--------------------------------------|---------------|--------------------|-----------------|------------------|
| 1. April 15, 2000 (Draft Day) | | | | |
| Philadelphia Receives: | Draft Choice: | Round 2, 2000 | #61 | G Bobby Williams |
| Tennessee Receives: | Draft Choice: | Round 3, 2000 | #68 | TE Erron Kinney |
| | Draft Choice: | Round 5, 2000 | #135 | S Aric Morris |
| 2. Aug. 27, 2000 | | | | |
| Oakland Receives: | Draft Choice: | Round 7, 2001 | #229 | WR Ken-Yon Rambo |
| Tennessee Receives: | Player: | C Gennaro DiNapoli | | |

1999 TRADES

| Trade Date/Teams | Compensation | Overall | Player Selected | Note |
|--------------------------------------|---------------|---------------|-----------------|--------------------|
| 1. April 17, 1999 (Draft Day) | | | | |
| New England Receives: | Draft Choice: | Round 2, 1999 | #46 | RB Kevin Faulk |
| Tennessee Receives: | Draft Choice: | Round 2, 1999 | #52 | DT John Thornton |
| | Draft Choice: | Round 4, 1999 | #117 | CB Donald Mitchell |

1998 TRADES

| Trade Date/Teams | Compensation | Overall | Player Selected | Note |
|-------------------------|---------------|------------------|-----------------|---------------|
| 1. Sept. 1, 1998 | | | | |
| Chicago Receives: | Player: | LB Lemanski Hall | | |
| Tennessee Receives: | Draft Choice: | Round 7, 2000 | #213 | RB Mike Green |

RECENT VETERAN FREE AGENCY HISTORY

2019

Players Signed (4)

WR Adam Humphries (Tampa Bay)
G Rodger Saffold (L.A. Rams)
DL Brent Urban (Baltimore)
OLB Cameron Wake (Miami)

Players Lost (2)

TE Luke Stocker (Atlanta)
G Quinton Spain (Buffalo)

2018

Players Signed (10)

CB Malcolm Butler (New England)
WR Michael Campanaro (Baltimore)
LB Will Compton (Washington)
QB Blaine Gabbert (Arizona)
RB Dion Lewis (New England)
S Kendrick Lewis (Baltimore)
DL Bennie Logan (Kansas City)
G Kevin Pamphile (Tampa Bay)
OL Xavier Su'a-Filo (Houston)
WR Nick Williams (Atlanta)

Players Lost (3)

DB Curtis Riley (N.Y. Giants)
QB Brandon Weeden (Houston)
LB Avery Williamson (N.Y. Jets)

2017

Players Signed (8)

LB Daren Bates (Oakland)
S Johnathan Cyprien (Jacksonville)
CB Demontre Hurst (Chicago)
OL Tim Lelito (New Orleans)
CB Logan Ryan (New England)
S Brynden Trawick (Oakland)
KR/WR Eric Weems (Atlanta)
NT Sylvester Williams (Denver)

Players Lost (9)

LB David Bass (Seattle)
T/G Byron Bell (Dallas)
CB Valentino Blake (N.Y. Giants)
TE Anthony Fasano (Miami)
C/G Brian Schwenke (Indianapolis)
LB Sean Spence (Indianapolis)
S Daimion Stafford (Pittsburgh)
G Chance Warmack (Philadelphia)
WR Kendall Wright (Chicago)

2016

Players Signed (7)

CB Brice McCain (Miami)
C Ben Jones (Houston)
QB Matt Cassel (Dallas)
WR Rishard Matthews (Miami)
LB Sean Spence (Pittsburgh)
CB Antwon Blake (Pittsburgh)
S Rashad Johnson (Arizona)

Players Lost (5)

LB Zach Brown (Buffalo)
FB Steven Johnson (Pittsburgh)
OL Joe Looney (Dallas)
DT Mike Martin (Philadelphia)
CB Coty Sensabaugh (Los Angeles)

2015

Players Signed (7)

T Byron Bell (Carolina)
CB Perrish Cox (San Francisco)
WR Harry Douglas (Atlanta)
TE Anthony Fasano (Kansas City)
WR Hakeem Nicks (Indianapolis)
OLB Brian Orakpo (Washington)
S Da'Norris Searcy (Buffalo)

Players Lost (3)

CB Brandon Ghee (Cincinnati)
FB Collin Mooney (Atlanta)
WR Nate Washington (Houston)

2014

Players Signed (8)

RB Dexter McCluster (Kansas City)
DL Al Woods (Pittsburgh)
QB Charlie Whitehurst (San Diego)
LB Wesley Woodyard (Denver)
T Michael Oher (Baltimore)
LB Shaun Phillips (Denver)
G/C Eric Olsen (Pittsburgh)
WR Brian Robiskie (Atlanta)

Players Lost (4)

CB Alterraun Verner (Tampa Bay)
WR Damian Williams (Miami)
WR Kenny Britt (St. Louis)
QB Rusty Smith (N.Y. Giants)

2013

Players Signed (14)

S George Wilson (Buffalo)
LB Moise Fokou (Indianapolis)
RB Shonn Greene (N.Y. Jets)
DT Sammie Hill (Detroit)
G Andy Levitre (Buffalo)
TE Delanie Walker (San Francisco)
G/C Rob Turner (St. Louis)
QB Ryan Fitzpatrick (Buffalo)
S Bernard Pollard (Baltimore)
DE Ropati Pitoitua (Kansas City)
WR Kevin Walter (Houston)
C/G Chris Spencer (Chicago)
RB Jalen Parmele (Jacksonville)
DT Antonio Johnson (Indianapolis)

Players Lost (5)

TE Jared Cook (St. Louis)
LB Zac Diles (Kansas City)
G Leroy Harris (Detroit)
DT Sen'Derrick Marks (Jacksonville)
DE Jarius Wynn (San Diego)

2012

Players Signed (7)

G Steve Hutchinson (Minnesota)
DE Kamerion Wimbley (Oakland)
DE Leger Douzable (Jacksonville)
LB Zac Diles (Indianapolis)
G Kyle DeVan (Philadelphia)
C Jon Cooper (Minnesota)
S Aaron Francisco (Detroit)

Players Lost (6)

WR Donnie Avery (Indianapolis)
CB Cortland Finnegan (St. Louis)
S Chris Hope (Atlanta)
DE William Hayes (St. Louis)

DE Jason Jones (Seattle)
LB Barrett Ruud (Seattle)

2011

Players Signed (11)

QB Matt Hasselbeck (Seattle)
DT Shaun Smith (Kansas City)
TE Daniel Graham (Denver)
LB Barrett Ruud (Tampa Bay)
CB Frank Walker (Minnesota)
S Jordan Babineaux (Seattle)
T Pat McQuistan (Miami)
S Anthony Smith (Green Bay)
T Adam Terry (Jacksonville)
RB Kestahn Moore (Washington)
WR Kevin Curtis (Kansas City)

Players Lost (4)

DE Jason Babin (Philadelphia)
QB Kerry Collins (Indianapolis)
LB Stephen Tulloch (Detroit)
TE Bo Scaife (Cincinnati)

2010

Players Signed (6)

LB Will Witherspoon (Philadelphia)
P/K Ricky Schmitt (San Francisco)
DE Jason Babin (Philadelphia)
CB Tye Hill (Atlanta)
QB Chris Simms (Denver)
TE Sean Ryan (Washington)

Players Lost (2)

DE Kyle Vanden Bosch (Detroit)
TE Alge Crumpler (New England)

2009

Players Signed (5)

CB DeMarcus Faggins (Houston)
DT Jovan Haye (Tampa Bay)
WR Mark Jones (Carolina)
QB Patrick Ramsey (Denver)
WR Nate Washington (Pittsburgh)

Players Lost (6)

CB Chris Carr (Baltimore)
DT Albert Haynesworth (Washington)
WR Brandon Jones (San Francisco)
CB Eric King (Detroit)
T Daniel Loper (Detroit)
QB Chris Simms (Denver)

2008

Players Signed (7)

TE Dwayne Blakley (Atlanta)
CB Chris Carr (RFA-Oakland)
TE Alge Crumpler (Atlanta)
DE Jevon Kearse (Philadelphia)
WR Justin McCareins (N.Y. Jets)
OT Jake Scott (Indianapolis)
LB Josh Stamer (Buffalo)

Players Lost (8)

G Jacob Bell (St. Louis)
RB Chris Brown (Houston)
LB Gilbert Gardner (Detroit)
TE Ben Hartsock (Atlanta)
DE Travis LaBoy (Arizona)
DE Antwan Odom (Cincinnati)
DT Randy Starks (Miami)
TE Ben Troupe (Tampa Bay)

ALL-TIME HEAD COACHES SUMMARY

| COACH | YEARS | WON | LOST | TIED | PCT. | PTS. | ALLOWED |
|---------------------|------------------|------------|------------|----------|-------------|---------------|---------------|
| Lou Rymkus* | 1960-61 | 12 | 7 | 1 | .625 | 546 | 414 |
| Wally Lemm | 1961, 1966-70 | 38 | 40 | 4 | .487 | 1,785 | 1,702 |
| Frank "Pop" Ivy | 1962-63 | 17 | 12 | 0 | .586 | 706 | 662 |
| Sammy Baugh | 1964 | 4 | 10 | 0 | .285 | 310 | 355 |
| Hugh "Bones" Taylor | 1965 | 4 | 10 | 0 | .285 | 298 | 429 |
| Ed Hughes | 1971 | 4 | 9 | 1 | .321 | 251 | 330 |
| Bill Peterson** | 1972-73 | 1 | 18 | 0 | .052 | 241 | 553 |
| Sid Gillman | 1973-74 | 8 | 15 | 0 | .347 | 358 | 556 |
| O.A. "Bum" Phillips | 1975-80 | 59 | 38 | 0 | .608 | 1,857 | 1,741 |
| Ed Biles*** | 1981-83 | 8 | 23 | 0 | .258 | 526 | 774 |
| Chuck Studley | 1983 | 2 | 8 | 0 | .200 | 179 | 286 |
| Hugh Campbell**** | 1984-85 | 8 | 22 | 0 | .266 | 487 | 787 |
| Jerry Glanville | 1985-89 | 35 | 35 | 0 | .500 | 1,535 | 1,637 |
| Jack Pardee# | 1990-94 | 44 | 35 | 0 | .556 | 1,771 | 1,418 |
| Jeff Fisher | 1994-2010 | 147 | 126 | 0 | .538 | 5,872 | 5,719 |
| Mike Munchak | 2011-13 | 22 | 26 | 0 | .458 | 1,017 | 1,069 |
| Ken Whisenhunt## | 2014-15 | 3 | 20 | 0 | .130 | 379 | 597 |
| Mike Mularkey | 2015-17 | 21 | 22 | 0 | .488 | 925 | 1,054 |
| Mike Vrabel | 2018-19 | 20 | 15 | 0 | .571 | 784 | 694 |
| TOTALS | 1960-2019 | 457 | 490 | 6 | .483 | 19,827 | 20,777 |

(includes postseason)

* Released after five games in 1961

** Released after five games in 1973

*** Resigned after six games in 1983

**** Released after 14 games in 1985

Released after 10 games in 1994

Released after seven games in 2015

ALL-TIME STARTING QUARTERBACK SUMMARY (REGULAR SEASON)

| Quarterback | Seasons | Wins | Losses | Ties | Pct. | Quarterback | Seasons | Wins | Losses | Ties | Pct. |
|-----------------|---------|------|--------|------|------|--------------------|---------|------|--------|------|------|
| George Blanda | 1960-66 | 44 | 38 | 0 | .537 | Billy Joe Tolliver | 1994 | 0 | 7 | 0 | .000 |
| Jacky Lee | 1960-67 | 4 | 5 | 1 | .450 | Bucky Richardson | 1992-94 | 1 | 3 | 0 | .250 |
| Don Trull | 1964-69 | 4 | 9 | 2 | .333 | Chris Chandler | 1995-96 | 11 | 14 | 0 | .440 |
| Buddy Humphrey | 1966 | 0 | 1 | 0 | .000 | Steve McNair | 1995-05 | 76 | 55 | 0 | .580 |
| Pete Beathard | 1967-69 | 15 | 11 | 0 | .577 | Neil O'Donnell | 1999-03 | 6 | 2 | 0 | .750 |
| Bob Davis | 1967-69 | 3 | 2 | 1 | .583 | Billy Volek | 2000-06 | 3 | 7 | 0 | .300 |
| Charley Johnson | 1970-71 | 3 | 11 | 0 | .214 | Matt Mauck | 2005 | 0 | 1 | 0 | .000 |
| Jerry Rhome | 1970 | 0 | 3 | 1 | .125 | Vince Young | 2006-10 | 30 | 17 | 0 | .638 |
| Dan Pastorini | 1971-79 | 53 | 54 | 0 | .495 | Kerry Collins | 2006-10 | 15 | 17 | 0 | .469 |
| Lynn Dickey | 1971-74 | 2 | 7 | 1 | .250 | Rusty Smith | 2010-11 | 0 | 1 | 0 | .000 |
| Kent Nix | 1972 | 0 | 2 | 0 | .000 | Matt Hasselbeck | 2011-12 | 11 | 10 | 0 | .524 |
| John Hadl | 1976-77 | 1 | 5 | 0 | .167 | Jake Locker | 2011-14 | 9 | 14 | 0 | .391 |
| Gifford Nielsen | 1978-83 | 3 | 11 | 0 | .214 | Ryan Fitzpatrick | 2013 | 3 | 6 | 0 | .333 |
| Ken Stabler | 1980-81 | 16 | 12 | 0 | .571 | Charlie Whitehurst | 2014 | 1 | 4 | 0 | .200 |
| John Reaves | 1981 | 1 | 1 | 0 | .500 | Zach Mettenberger | 2014-15 | 0 | 10 | 0 | .000 |
| Archie Manning | 1982-83 | 0 | 8 | 0 | .000 | Marcus Mariota | 2015-19 | 29 | 32 | 0 | .475 |
| Oliver Luck | 1982-86 | 3 | 6 | 0 | .333 | Matt Cassel | 2016-17 | 1 | 1 | 0 | .500 |
| Warren Moon | 1984-93 | 70 | 69 | 0 | .504 | Blaine Gabbert | 2018 | 2 | 1 | 0 | .666 |
| Brent Pease | 1987-88 | 2 | 1 | 0 | .667 | Ryan Tannehill | 2019 | 7 | 3 | 0 | .700 |
| Cody Carlson | 1987-94 | 11 | 8 | 0 | .579 | | | | | | |



YEAR-BY-YEAR STARTING QUARTERBACKS SINCE 2000

2019 (9-7)

| Date | W-L | Opponent | Starter |
|----------|-----|---------------|-----------|
| Sept. 8 | W | Cleveland | Mariota |
| Sept. 15 | L | Indianapolis | Mariota |
| Sept. 19 | L | Jacksonville | Mariota |
| Sept. 29 | W | Atlanta | Mariota |
| Oct. 6 | L | Buffalo | Mariota |
| Oct. 13 | L | Denver | Mariota |
| Oct. 20 | W | L.A. Chargers | Tannehill |
| Oct. 27 | W | Tampa Bay | Tannehill |
| Nov. 3 | L | Carolina | Tannehill |
| Nov. 10 | W | Kansas City | Tannehill |
| Nov. 24 | W | Jacksonville | Tannehill |
| Dec. 1 | W | Indianapolis | Tannehill |
| Dec. 8 | W | Oakland | Tannehill |
| Dec. 15 | L | Houston | Tannehill |
| Dec. 22 | L | New Orleans | Tannehill |
| Dec. 30 | W | Houston | Tannehill |

Wild Card

| | | | |
|--------|---|-------------|-----------|
| Jan. 4 | W | New England | Tannehill |
|--------|---|-------------|-----------|

Divisional

| | | | |
|---------|---|-----------|-----------|
| Jan. 11 | W | Baltimore | Tannehill |
|---------|---|-----------|-----------|

AFC Championship

| | | | |
|---------|---|-------------|-----------|
| Jan. 19 | L | Kansas City | Tannehill |
|---------|---|-------------|-----------|

Mariota (2-4), Tannehill (7-3, 2-1)

2018 (9-7)

| Date | W-L | Opponent | Starter |
|----------|-----|---------------|---------|
| Sept. 9 | L | Miami | Mariota |
| Sept. 16 | W | Houston | Gabbert |
| Sept. 23 | W | Jacksonville | Gabbert |
| Sept. 30 | W | Philadelphia | Mariota |
| Oct. 7 | L | Buffalo | Mariota |
| Oct. 14 | L | Baltimore | Mariota |
| Oct. 21 | L | L.A. Chargers | Mariota |
| Nov. 5 | W | Dallas | Mariota |
| Nov. 11 | W | New England | Mariota |
| Nov. 18 | L | Indianapolis | Mariota |
| Nov. 26 | L | Houston | Mariota |
| Dec. 2 | W | N.Y. Jets | Mariota |
| Dec. 6 | W | Jacksonville | Mariota |
| Dec. 16 | W | N.Y. Giants | Mariota |
| Dec. 22 | W | Washington | Mariota |
| Dec. 30 | L | Indianapolis | Gabbert |

Mariota (7-6), Gabbert (2-1)

2017 (9-7)

| Date | W-L | Opponent | Starter |
|----------|-----|------------------|---------|
| Sept. 10 | L | Oakland | Mariota |
| Sept. 17 | W | Jacksonville | Mariota |
| Sept. 24 | W | Seattle | Mariota |
| Oct. 1 | L | Houston | Mariota |
| Oct. 8 | L | Miami | Cassel |
| Oct. 16 | W | Indianapolis | Mariota |
| Oct. 22 | W | Cleveland | Mariota |
| Nov. 5 | W | Baltimore | Mariota |
| Nov. 12 | W | Cincinnati | Mariota |
| Nov. 16 | L | Pittsburgh | Mariota |
| Nov. 26 | W | Indianapolis | Mariota |
| Dec. 3 | W | Houston | Mariota |
| Dec. 10 | L | Arizona | Mariota |
| Dec. 17 | L | San Francisco | Mariota |
| Dec. 24 | L | Los Angeles Rams | Mariota |
| Dec. 31 | W | Jacksonville | Mariota |

Wild Card

| | | | |
|--------|---|-------------|---------|
| Jan. 6 | W | Kansas City | Mariota |
|--------|---|-------------|---------|

Divisional

| | | | |
|---------|---|-------------|---------|
| Jan. 13 | L | New England | Mariota |
|---------|---|-------------|---------|

Mariota (9-6, 1-1), Cassel (0-1)

2016 (9-7)

| Date | W-L | Opponent | Starter |
|------|-----|----------|---------|
|------|-----|----------|---------|

| | | | |
|----------|---|-----------------|---------|
| Sept. 11 | L | Minnesota | Mariota |
| Sept. 18 | W | at Detroit | Mariota |
| Sept. 25 | L | Oakland | Mariota |
| Oct. 2 | L | at Houston | Mariota |
| Oct. 9 | W | at Miami | Mariota |
| Oct. 16 | W | Cleveland | Mariota |
| Oct. 23 | L | Indianapolis | Mariota |
| Oct. 27 | W | Jacksonville | Mariota |
| Nov. 6 | L | at San Diego | Mariota |
| Nov. 13 | W | Green Bay | Mariota |
| Nov. 20 | L | at Indianapolis | Mariota |
| Nov. 27 | W | at Chicago | Mariota |
| Dec. 11 | W | Denver | Mariota |
| Dec. 18 | W | at Kansas City | Mariota |
| Dec. 24 | L | at Jacksonville | Mariota |
| Jan. 1 | W | Houston | Cassel |

Mariota (8-7), Cassel (1-0)

2015 (3-13)

| Date | W-L | Opponent | Starter |
|----------|-----|-----------------|--------------|
| Sept. 13 | W | at Tampa Bay | Mariota |
| Sept. 20 | L | at Cleveland | Mariota |
| Sept. 27 | L | Indianapolis | Mariota |
| Oct. 11 | L | Buffalo | Mariota |
| Oct. 18 | L | Miami | Mariota |
| Oct. 25 | L | Atlanta | Mettenberger |
| Nov. 1 | L | at Houston | Mettenberger |
| Nov. 8 | W | at New Orleans | Mariota |
| Nov. 15 | L | Carolina | Mariota |
| Nov. 19 | L | at Jacksonville | Mariota |
| Nov. 29 | L | Oakland | Mariota |
| Dec. 6 | W | Jacksonville | Mariota |
| Dec. 13 | L | at N.Y. Jets | Mariota |
| Dec. 20 | L | at New England | Mariota |
| Dec. 27 | L | Houston | Mettenberger |
| Jan. 3 | L | at Indianapolis | Mettenberger |

Mariota (3-9), Mettenberger (0-4)

2014 (2-14)

| Date | W-L | Opponent | Starter |
|----------|-----|-----------------|--------------|
| Sept. 7 | W | at Kansas City | Locker |
| Sept. 14 | L | Dallas | Locker |
| Sept. 21 | L | at Cincinnati | Locker |
| Sept. 28 | L | at Indianapolis | Whitehurst |
| Oct. 5 | L | Cleveland | Locker |
| Oct. 12 | W | Jacksonville | Whitehurst |
| Oct. 19 | L | at Washington | Whitehurst |
| Oct. 26 | L | Houston | Mettenberger |
| Nov. 9 | L | at Baltimore | Mettenberger |
| Nov. 17 | L | Pittsburgh | Mettenberger |
| Nov. 23 | L | at Philadelphia | Mettenberger |
| Nov. 30 | L | at Houston | Mettenberger |
| Dec. 7 | L | N.Y. Giants | Mettenberger |
| Dec. 14 | L | N.Y. Jets | Locker |
| Dec. 18 | L | at Jacksonville | Whitehurst |
| Dec. 28 | L | Indianapolis | Whitehurst |

Locker (1-4), Whitehurst (1-4), Mettenberger (0-6)

2013 (7-9)

| Date | W-L | Opponent | Starter |
|----------|-----|---------------|-------------|
| Sept. 8 | W | at Pittsburgh | Locker |
| Sept. 15 | L | at Houston | Locker |
| Sept. 22 | W | San Diego | Locker |
| Sept. 29 | W | N.Y. Jets | Locker |
| Oct. 6 | L | Kansas City | Fitzpatrick |
| Oct. 13 | L | at Seattle | Fitzpatrick |
| Oct. 20 | L | San Francisco | Locker |
| Nov. 3 | W | at St. Louis | Locker |
| Nov. 10 | L | Jacksonville | Locker |
| Nov. 14 | L | Indianapolis | Fitzpatrick |
| Nov. 24 | W | at Oakland | Fitzpatrick |

| | | | |
|---------|---|-----------------|-------------|
| Dec. 1 | L | at Indianapolis | Fitzpatrick |
| Dec. 8 | L | at Denver | Fitzpatrick |
| Dec. 15 | L | Arizona | Fitzpatrick |
| Dec. 22 | W | at Jacksonville | Fitzpatrick |
| Dec. 29 | W | Houston | Fitzpatrick |

Locker (4-3), Fitzpatrick (3-6)

2012 (6-10)

| Date | W-L | Opponent | Starter |
|----------|-----|-----------------|------------|
| Sept. 9 | L | New England | Locker |
| Sept. 16 | L | at San Diego | Locker |
| Sept. 23 | W | Detroit | Locker |
| Sept. 30 | L | at Houston | Locker |
| Oct. 7 | L | at Minnesota | Hasselbeck |
| Oct. 11 | W | Pittsburgh | Hasselbeck |
| Oct. 21 | W | at Buffalo | Hasselbeck |
| Oct. 28 | L | Indianapolis | Hasselbeck |
| Nov. 4 | L | Chicago | Hasselbeck |
| Nov. 11 | W | at Miami | Locker |
| Nov. 25 | L | at Jacksonville | Locker |
| Dec. 2 | L | Houston | Locker |
| Dec. 9 | L | at Indianapolis | Locker |
| Dec. 17 | W | N.Y. Jets | Locker |
| Dec. 23 | L | at Green Bay | Locker |
| Dec. 30 | W | Jacksonville | Locker |

Locker (4-7), Hasselbeck (2-3)

2011 (9-7)

| Date | W-L | Opponent | Starter |
|----------|-----|-----------------|------------|
| Sept. 11 | L | at Jacksonville | Hasselbeck |
| Sept. 18 | W | Baltimore | Hasselbeck |
| Sept. 25 | W | Denver | Hasselbeck |
| Oct. 2 | W | at Cleveland | Hasselbeck |
| Oct. 9 | L | at Pittsburgh | Hasselbeck |
| Oct. 23 | L | Houston | Hasselbeck |
| Oct. 30 | W | Indianapolis | Hasselbeck |
| Nov. 6 | L | Cincinnati | Hasselbeck |
| Nov. 13 | W | at Carolina | Hasselbeck |
| Nov. 20 | L | at Atlanta | Hasselbeck |
| Nov. 27 | W | Tampa Bay | Hasselbeck |
| Dec. 4 | W | at Buffalo | Hasselbeck |
| Dec. 11 | L | New Orleans | Hasselbeck |
| Dec. 18 | L | at Indianapolis | Hasselbeck |
| Dec. 24 | W | Jacksonville | Hasselbeck |
| Jan. 1 | W | at Houston | Hasselbeck |

Hasselbeck (9-7)

2010 (6-10)

| Date | W-L | Opponent | Starter |
|----------|-----|-----------------|---------|
| Sept. 12 | W | Oakland | Young |
| Sept. 19 | L | Pittsburgh | Young |
| Sept. 26 | W | at N.Y. Giants | Young |
| Oct. 3 | L | Denver | Young |
| Oct. 10 | W | at Dallas | Young |
| Oct. 18 | W | at Jacksonville | Young |
| Oct. 24 | W | Philadelphia | Collins |
| Oct. 31 | L | at San Diego | Young |
| Nov. 14 | L | at Miami | Collins |
| Nov. 21 | L | Washington | Young |
| Nov. 28 | L | at Houston | Smith |
| Dec. 5 | L | Jacksonville | Collins |
| Dec. 9 | L | Indianapolis | Collins |
| Dec. 19 | W | Houston | Collins |
| Dec. 26 | L | at Kansas City | Collins |
| Jan. 2 | L | at Indianapolis | Collins |

Young (4-4), Collins (2-5), Smith (0-1)

2009 (8-8)

| Date | W-L | Opponent | Starter |
|----------|-----|---------------|---------|
| Sept. 10 | L | at Pittsburgh | Collins |
| Sept. 20 | L | Houston | Collins |
| Sept. 27 | L | at N.Y. Jets | Collins |

YEAR-BY-YEAR STARTING QUARTERBACKS SINCE 2000

| | | | |
|---------|---|------------------|---------|
| Oct. 4 | L | at Jacksonville | Collins |
| Oct. 11 | L | Indianapolis | Collins |
| Oct. 18 | L | at New England | Collins |
| Nov. 1 | W | Jacksonville | Young |
| Nov. 8 | W | at San Francisco | Young |
| Nov. 15 | W | Buffalo | Young |
| Nov. 23 | W | at Houston | Young |
| Nov. 29 | W | Arizona | Young |
| Dec. 6 | L | at Indianapolis | Young |
| Dec. 13 | W | St. Louis | Young |
| Dec. 20 | W | Miami | Young |
| Dec. 25 | L | San Diego | Young |
| Jan. 3 | W | at Seattle | Young |

Young (8-2), Collins (0-6)

2008 (13-3)

| Date | W-L | Opponent | Starter |
|----------|-----|-----------------|---------|
| Sept. 7 | W | Jacksonville | Young |
| Sept. 14 | W | at Cincinnati | Collins |
| Sept. 21 | W | Houston | Collins |
| Sept. 28 | W | Minnesota | Collins |
| Oct. 5 | W | at Baltimore | Collins |
| Oct. 19 | W | at Kansas City | Collins |
| Oct. 27 | W | Indianapolis | Collins |
| Nov. 2 | W | Green Bay | Collins |
| Nov. 9 | W | at Chicago | Collins |
| Nov. 16 | W | at Jacksonville | Collins |
| Nov. 23 | L | N.Y. Jets | Collins |
| Nov. 27 | W | at Detroit | Collins |
| Dec. 7 | W | Cleveland | Collins |
| Dec. 14 | L | at Houston | Collins |
| Dec. 21 | W | Pittsburgh | Collins |
| Dec. 28 | L | at Indianapolis | Collins |

Divisional

| | | | |
|---------|-------|-----------|---------|
| Jan. 10 | L (P) | Baltimore | Collins |
|---------|-------|-----------|---------|

Young (1-0), Collins (12-3, 0-1)

2007 (10-6)

| Date | W-L | Opponent | Starter |
|----------|-----|-----------------|---------|
| Sept. 9 | W | at Jacksonville | Young |
| Sept. 16 | L | Indianapolis | Young |
| Sept. 24 | W | at New Orleans | Young |
| Oct. 7 | W | Atlanta | Young |
| Oct. 14 | L | at Tampa Bay | Young |
| Oct. 21 | W | at Houston | Collins |
| Oct. 28 | W | Oakland | Young |
| Nov. 4 | W | Carolina | Young |
| Nov. 11 | L | Jacksonville | Young |
| Nov. 19 | L | at Denver | Young |
| Nov. 25 | L | at Cincinnati | Young |
| Dec. 2 | W | Houston | Young |
| Dec. 9 | L | San Diego | Young |
| Dec. 16 | W | at Kansas City | Young |
| Dec. 23 | W | N.Y. Jets | Young |
| Dec. 30 | W | at Indianapolis | Young |

Wild Card

| | | | |
|--------|-------|--------------|-------|
| Jan. 6 | L (P) | at San Diego | Young |
|--------|-------|--------------|-------|

Young (9-6, 0-1), Collins (1-0)

2006 (8-8)

| Date | W-L | Opponent | Starter |
|----------|-----|-----------------|---------|
| Sept. 10 | L | N.Y. Jets | Collins |
| Sept. 17 | L | at San Diego | Collins |
| Sept. 24 | L | at Miami | Collins |
| Oct. 1 | L | Dallas | Young |
| Oct. 8 | L | at Indianapolis | Young |
| Oct. 15 | W | at Washington | Young |
| Oct. 29 | W | Houston | Young |
| Nov. 5 | L | at Jacksonville | Young |
| Nov. 12 | L | Baltimore | Young |
| Nov. 19 | W | at Philadelphia | Young |
| Nov. 26 | W | N.Y. Giants | Young |

| | | | |
|---------|---|--------------|-------|
| Dec. 3 | W | Indianapolis | Young |
| Dec. 10 | W | at Houston | Young |
| Dec. 17 | W | Jacksonville | Young |
| Dec. 24 | W | at Buffalo | Young |
| Dec. 31 | L | New England | Young |

Young (8-5), Collins (0-3)

2005 (4-12)

| Date | W-L | Opponent | Starter |
|----------|-----|-----------------|---------|
| Sept. 11 | L | at Pittsburgh | McNair |
| Sept. 18 | W | Baltimore | McNair |
| Sept. 25 | L | at St. Louis | McNair |
| Oct. 2 | L | Indianapolis | McNair |
| Oct. 9 | W | at Houston | McNair |
| Oct. 16 | L | Cincinnati | McNair |
| Oct. 23 | L | at Arizona | Volek |
| Oct. 30 | L | Oakland | McNair |
| Nov. 6 | L | at Cleveland | McNair |
| Nov. 20 | L | Jacksonville | McNair |
| Nov. 27 | W | San Francisco | McNair |
| Dec. 4 | L | at Indianapolis | McNair |
| Dec. 11 | W | Houston | McNair |
| Dec. 18 | L | Seattle | McNair |
| Dec. 24 | L | at Miami | McNair |
| Jan. 1 | L | at Jacksonville | Mauck |

McNair (4-10), Volek (0-1), Mauck (0-1)

2004 (5-11)

| Date | W-L | Opponent | Starter |
|----------|-----|-----------------|---------|
| Sept. 11 | W | at Miami | McNair |
| Sept. 19 | L | Indianapolis | McNair |
| Sept. 26 | L | Jacksonville | McNair |
| Oct. 3 | L | at San Diego | Volek |
| Oct. 11 | W | at Green Bay | McNair |
| Oct. 17 | L | Houston | McNair |
| Oct. 24 | L | at Minnesota | McNair |
| Oct. 31 | W | Cincinnati | Volek |
| Nov. 14 | L | Chicago | Volek |
| Nov. 21 | W | at Jacksonville | McNair |
| Nov. 28 | L | at Houston | McNair |
| Dec. 5 | L | at Indianapolis | Volek |
| Dec. 13 | L | Kansas City | Volek |
| Dec. 19 | L | at Oakland | Volek |
| Dec. 25 | L | Denver | Volek |
| Jan. 2 | W | Detroit | Volek |

Volek (2-6), McNair (3-5)

2003 (12-4)

| Date | W-L | Opponent | Starter |
|----------|-----|-----------------|-----------|
| Sept. 7 | W | Oakland | McNair |
| Sept. 14 | L | at Indianapolis | McNair |
| Sept. 21 | W | New Orleans | McNair |
| Sept. 28 | W | at Pittsburgh | McNair |
| Oct. 5 | L | at New England | McNair |
| Oct. 12 | W | Houston | McNair |
| Oct. 19 | W | at Carolina | McNair |
| Oct. 26 | W | at Jacksonville | McNair |
| Nov. 9 | W | Miami | McNair |
| Nov. 16 | W | Jacksonville | McNair |
| Nov. 23 | W | at Atlanta | McNair |
| Dec. 1 | L | at N.Y. Jets | McNair |
| Dec. 7 | L | at Indianapolis | McNair |
| Dec. 14 | W | Buffalo | Volek |
| Dec. 21 | W | at Houston | McNair |
| Dec. 28 | W | Tampa Bay | O'Donnell |

Wild Card

| | | | |
|--------|-------|--------------|--------|
| Jan. 3 | W (P) | at Baltimore | McNair |
|--------|-------|--------------|--------|

Divisional

| | | | |
|---------|-------|----------------|--------|
| Jan. 10 | L (P) | at New England | McNair |
|---------|-------|----------------|--------|

McNair (10-4, 1-1), Volek (1-0), O'Donnell (1-0)

2002 (11-5)

| Date | W-L | Opponent | Starter |
|----------|-----|-----------------|---------|
| Sept. 8 | W | Philadelphia | McNair |
| Sept. 15 | L | at Dallas | McNair |
| Sept. 22 | L | Cleveland | McNair |
| Sept. 28 | L | at Oakland | McNair |
| Oct. 6 | L | Washington | McNair |
| Oct. 13 | W | Jacksonville | McNair |
| Oct. 27 | W | at Cincinnati | McNair |
| Nov. 3 | W | at Indianapolis | McNair |
| Nov. 10 | W | Houston | McNair |
| Nov. 17 | W | Pittsburgh | McNair |
| Nov. 24 | L | at Baltimore | McNair |
| Dec. 1 | W | at N.Y. Giants | McNair |
| Dec. 8 | W | Indianapolis | McNair |
| Dec. 16 | W | New England | McNair |
| Dec. 22 | W | at Jacksonville | McNair |
| Dec. 29 | W | at Houston | McNair |

Divisional

| | | | |
|---------|-------|------------|--------|
| Jan. 11 | W (P) | Pittsburgh | McNair |
|---------|-------|------------|--------|

AFC Championship

| | | | |
|---------|-------|------------|--------|
| Jan. 19 | L (P) | at Oakland | McNair |
|---------|-------|------------|--------|

McNair (11-5, 1-1)

2001 (7-9)

| Date | W-L | Opponent | Starter |
|----------|-----|-----------------|-----------|
| Sept. 9 | L | Miami | McNair |
| Sept. 23 | L | at Jacksonville | O'Donnell |
| Oct. 7 | L | at Baltimore | McNair |
| Oct. 14 | W | Tampa Bay | McNair |
| Oct. 21 | W | at Detroit | McNair |
| Oct. 29 | L | at Pittsburgh | McNair |
| Nov. 4 | W | Jacksonville | McNair |
| Nov. 12 | L | Baltimore | McNair |
| Nov. 18 | W | at Cincinnati | McNair |
| Nov. 25 | L | Pittsburgh | McNair |
| Dec. 2 | W | at Cleveland | McNair |
| Dec. 9 | L | at Minnesota | McNair |
| Dec. 16 | W | Green Bay | McNair |
| Dec. 22 | W | at Oakland | McNair |
| Dec. 30 | L | Cleveland | McNair |
| Jan. 6 | L | Cincinnati | McNair |

McNair (7-8), O'Donnell (0-1)

2000 (13-3)

| Date | W-L | Opponent | Starter |
|----------|-----|-----------------|-----------|
| Sept. 3 | L | at Buffalo | McNair |
| Sept. 10 | W | Kansas City | McNair |
| Sept. 24 | W | at Pittsburgh | O'Donnell |
| Oct. 1 | W | N.Y. Giants | McNair |
| Oct. 8 | W | at Cincinnati | McNair |
| Oct. 16 | W | Jacksonville | McNair |
| Oct. 22 | W | at Baltimore | McNair |
| Oct. 30 | W | at Washington | McNair |
| Nov. 5 | W | Pittsburgh | McNair |
| Nov. 12 | L | Baltimore | McNair |
| Nov. 19 | W | Cleveland | McNair |
| Nov. 26 | L | at Jacksonville | McNair |
| Dec. 3 | W | at Philadelphia | McNair |
| Dec. 10 | W | Cincinnati | McNair |
| Dec. 17 | W | at Cleveland | McNair |
| Dec. 25 | W | Dallas | McNair |

Divisional

| | | | |
|--------|-------|-----------|--------|
| Jan. 7 | L (P) | Baltimore | McNair |
|--------|-------|-----------|--------|

McNair (12-3, 0-1), O'Donnell (1-0)

ALL-TIME ALL-PRO SELECTIONS

AFL ALL-PRO

- 1960** George Blanda, QB (Honorable Mention, UPI)
 Billy Cannon, RB (Second Team, UPI, OF)
 Mike Dukes, LB (First Team, UPI)
 Don Floyd, DE (Honorable Mention, UPI)
 Bill Groman, E (First Team, UPI, OF)
 Charlie Hennigan, RB (Honorable Mention, UPI)
 Al Jamison, T (First Team, AP, Second Team OF)
 Mark Johnston, S (First Team, AP, Second Team, UPI, OF)
 Rich Michael, T (First Team, UPI, OF)
 Dennit Morris, LB (Second Team OF, Honorable Mention, UPI)
 Jim Norton, S (Honorable Mention, UPI)
 Hugh Pitts, LB (Honorable Mention, UPI)
 Dave Smith, (First Team, AP, UPI, OF)
 Julian Spence, CB (First Team, UPI)
 Orville Trask, DT (Second Team, UPI, OF)
 Fred Wallner, T (Honorable Mention, UPI)
- 1961** Tony Banfield, CB (First Team, AP, UPI, OF, SN, Second Team, NY)
 George Blanda, QB (First Team, AP, UPI, OF, SN, NY)
 Billy Cannon, HB (First Team, AP, UPI, OF, SN, NY)
 Don Floyd, DE (First Team, OF)
 Bill Groman, E (First Team, AP, SN, Second Team, UPI, NY)
 Charlie Hennigan, E (First Team, AP, UPI, OF, SN, NY)
 Ed Husmann, DT (Second Team, UPI, NY)
 Al Jamison, T (First Team, AP, UPI, OF, SN, NY)
 Mark Johnston, S (First Team, NY)
 Jim Norton, S (Second Team, UPI, NY)
 Bob Schmidt, C (Second Team, OF)
 Bob Talamini, G (Second Team, OF, UPI)
 Charley Tolar, FB (Second Team, UPI, OF)
- 1962** Tony Banfield, CB, (First Team, AP, UPI, OF)
 George Blanda, QB (Second Team, AP, UPI)
 Doug Cline, OLB (Second Team, AP UPI)
 Don Floyd, DE (First Team, AP, UPI, OF)
 Charlie Hennigan, E (First Team, AP, UPI, OF)
 Ed Husmann, DT (First Team AP, UPI)
 Al Jamison, T (First Team, AP, UPI)
 Jim Norton, S (First Team, UPI, Second Team, AP)
 Bob Schmidt, C (Second Team, AP, UPI)
 Bob Talamini, G (First Team UPI, OF)
 Charley Tolar, FB (Second Team, AP, UPI)
- 1963** Tony Banfield, CB (First Team, AP, UPI, OF, PF)
 George Blanda, QB (Second Team, AP, NY)
 Doug Cline, OLB (Second Team, AP, NY, UPI)
 Don Floyd, DE (Second Team, NY)
 Fred Glick, S (First Team, AP, UPI, OF, NEA, NY)
 Charlie Hennigan, E (Second Team, NEA, NY, Honorable Mention, AP)
 Ed Husmann, DT (Second Team, UPI)
 Bobby Jancik, S (Second Team, NY, Honorable Mention, AP, UPI)
 Rich Michael, T (Honorable Mention, UPI)
 Bob Schmidt, C (Second Team, UPI, NEA)
 Bob Talamini, G (First Team, AP, OF, NEA, NY, Second Team, UPI)
 Hogan Wharton, G (Honorable Mention, AP)
- 1964** Sonny Bishop, T (Second Team, UPI)
 Sid Blanks, T (Second Team, UPI)
 Don Floyd, DE (Second Team, UPI)
 Fred Glick, S (First Team, OF, Second Team, NEA)
 Charlie Hennigan, E (First Team, AP, UPI, NEA, OF, NY)
 Pete Jaquess, CB (Second Team, AP)
 Bob Talamini, G (First Team, NEA, OF, Second Team, AP, UPI, NY)
- 1965** Sonny Bishop, G (Second Team, NY)
 Ode Burrell, RB (Second Team, NY)
 Willie Frazier, TE (First Team, AP, UPI, OF, NEA, NY)
 W.K. Hicks, CB (Second Team, AP, UPI, NY)
 Bob Talamini, G (First Team, AP, UPI, OF, NY)
- 1966** Johnny Baker, OLB (Second Team, NEA)
 George Blanda, K (Second Team, NY)
 Walter Suggs, T (Second Team, UPI, NEA)
 Bob Talamini, G (First Team, OF, Second Team, UPI, NEA, NY)
- 1967** Miller Farr, CB (First Team, AP, UPI, NEA, SN, FN, NY, DE)

LEGEND

- AP -** Associated Press
CP - College & Pro Football Newsweekly
DMN - Dallas Morning News
DB - Dick Butkus Football Network
DE - Detroit News
DH - Don Heinrich (Pro Football Scouts)
DP - Diet Pepsi Rookie Rookie of the Year
DZ - Paul Zimmerman (N.Y. Post, 1969 -78; Sports Ill., 1979-present)
FD - Football Digest
FI - NFL Films
FN - Football News
FO - Gordon Forbes, USA Today
FW - Pro Football Weekly
FX - Larry Fox, N.Y. Daily News
GN - Gannett News Service
HF - Pro Football Hall of Fame
JT - Joe Theismann
NA - The National
NBC - NBC Sports.com
NEA - Newspaper Enterprise Association
NY - New York Daily News
OA - Bob Oates, L.A. Times
OF - Official AFL Team
PF - Pro Football Digest
PK - Peter King, Sports Illust.
RS - Pamela Robbins Scott
SI - Sports Illustrated
SN - The Sporting News
TP - Topps All-Pro Team
UPI - United Press International
USA - USA Today
WA - Pro Football Writers of America
- Hoyle Granger, RB (Second Team, AP, UPI, NEA)
 Pat Holmes, DE (First Team, AP, UPI, NEA, FN, DE, Second Team, SN, NY)
 Bobby Maples, C (Second Team, AP, UPI, NY)
 Jim Norton, S (First Team, FN, DE, Second Team, AP, UPI, NY)
 Walter Suggs, T (First Team, SN, FN, Second Team, AP, UPI, NEA)
 Bob Talamini, G (First Team, AP, UPI, NEA, SN, FN, DE)
 George Webster, OL (First Team, AP, UPI, NEA, SN, FN, NY, DE)
- 1968** Miller Farr, CB (First Team, PF, AP, UPI, NEA, SN, FN, NY, FW)
 Hoyle Granger, RB (Second Team, FN)
 Ken Houston, S (Second Team, SN, NEA)
 Alvin Reed, TE (First Team, SN, FN, NY, Second Team, AP, UPI)
 Walter Suggs, T (First Team, SN, Second Team, AP, UPI, NEA, FN)
 George Webster, OLB (First Team, PF, WA, AP, UPI, NEA, SN, FN, NY, FW)
- 1969** Elvin Bethea, DE (Second Team, UPI)
 Sonny Bishop, G (Second Team, SN, Honorable Mention, UPI)
 Garland Boyette, MLB (Honorable Mention, UPI)
 Miller Farr, CB (First Team, SN, Second Team, AP, UPI, NEA, NY, SI)
 Hoyle Granger, RB (Second Team, SI, Honorable Mention, UPI, PF)
 Ken Houston, S (First Team, NY, SI, Second Team, AP, UPI, SN,

ALL-TIME ALL-PRO SELECTIONS

FN)

Alvin Reed, TE (First Team, SN, Second Team, AP, UPI, NEA, NY, SI, PF)

Tom Regner, G (Honorable Mention, UPI)

George Webster, OLB (First Team, WA, AP, UPI, NEA, SN, NY, SI, PF, Second Team, HF, NEA)

Walter Suggs, T (Second Team, AP, UPI, NEA, NY)

NFL ALL-PRO

1970 Ken Houston, S (Second Team, NEA)**1971** Ken Houston, S (First Team, DZ, TP, FW, Second Team, WA, NEA, FN)**1972** Ken Houston, S (Second Team, WA, NEA)**1973** Elvin Bethea, DE (Second Team, NEA)**1975** Elvin Bethea, DE (First Team, FN, CP, Second Team, AP, NEA)

Robert Brazile, OLB (First Team, DZ)

Curley Culp, DT (First Team, AP, WA, NEA, NY, FW)

Billy Johnson, KR (First Team, FW, Second Team, FN)

1976 Robert Brazile, OLB (First Team, WA, FN, NY, Second Team, AP)**1977** Robert Brazile, OLB (First Team, NEA, Second Team, AP)

Ken Burrough, WR (Second Team, AP, NEA)

Curley Culp, DT (Second Team, NEA)

Billy Johnson, KR (First Team, AP, WA, TP, NY, FX, CP, RS, FW)

1978 Elvin Bethea, DE (Second Team, NEA)

Robert Brazile, OLB (First Team, AP, WA, NEA, CP, FW)

Earl Campbell, RB (First Team, AP, WA, NEA, CP, DZ, NY, FX, FW)

Curley Culp, DT (Second Team, AP, NEA)

1979 Elvin Bethea, DE (Second Team, AP)

Robert Brazile, OLB (First Team, AP, FW, NEA, WA)

Earl Campbell, RB (First Team, AP, SN, FW, NEA, WA)

Curly Culp, DT (Second Team, AP)

Toni Fritsch, PK (First Team, AP, WA, NEA, DZ)

Leon Gray, T (First Team, AP, WA, NEA, CP, FW)

Vernon Perry, S (First Team, DZ)

Mike Reinfeldt, S (First Team, AP, WA, NEA, CP, NY, FX, FW)

1980 Gregg Bingham, ILB (First Team, FX)

Robert Brazile, OLB (First Team, WA, NEA, SN, CP, FD, FX, FW, Second Team, AP)

Earl Campbell, RB (First Team, AP, WA, NEA, SN, CP, FD, DZ, NY, FX, FW)

Leon Gray, T (First Team, AP, WA, SN, FD, FW, Second Team, NEA)

Bob Young, G (First Team, FD)

1981 Gregg Bingham, ILB (Honorable Mention, DH)

Robert Brazile, OLB (Second Team, AP, DH)

Earl Campbell, RB (First Team, CP, Second Team, DH)

Dave Casper, TE (Honorable Mention, DH)

Vernon Perry, S (First Team, CP, Honorable Mention, DH)

1982 Earl Campbell, RB (Honorable Mention, DH)

Dave Casper, TE (Honorable Mention, OA)

1983 Earl Campbell, RB (Honorable Mention, DH)

Mike Munchak, G (Second Team, NEA)

1984 Mike Munchak, G (Second Team, NEA, DH)**1985** Bo Eason, S (Second Team, NEA)

Bruce Matthews, T (Honorable Mention, DH)

Mike Munchak, T (First Team, FD, Second Team, AP, NEA, DH)

1986 Bruce Matthews, T (Third Team, GN)**1987** Keith Bostic, S (First Team, NEA, FD, FI, Second Team, AP, DH)

Ray Childress, DE (Honorable Mention, DH)

Ernest Givins, WR (Honorable Mention, DH)

Warren Moon, QB (Honorable Mention, DH)

Mike Munchak, G (First Team, AP, WA, NEA, SN, FO, FD, TP, DH)

Mike Rozier, RB (Honorable Mention, DH)

1988 Patrick Allen, CB (Honorable Mention, AP)

Keith Bostic, S (Honorable Mention, AP)

Ray Childress, DE (Second Team, AP, NEA, CP, FD, Honorable Mention, DH)

Jeff Donaldson, S (Second Team, CP, Honorable Mention, AP, DH)

Drew Hill, WR (First Team, DH, Honorable Mention, AP)

Bruce Matthews, G (First Team, AP, WA, SN, FD, FO, DZ, DH, FW, Second Team, NEA, CP)

Warren Moon, QB (Honorable Mention, DH)

Mike Munchak, G (First Team, WA, NEA, FO, FW, Second Team, AP)

1989 Ray Childress, DE (Second Team, AP, Honorable Mention, DH)

Bruce Matthews, G (First Team, AP, SN, DZ, FD, FI, FW, Second Team, NEA, CP)

Greg Montgomery, P (First Team, NEA, Honorable Mention, DH)

Warren Moon, QB (Honorable Mention, DH)

Mike Munchak, G (First Team, NEA, FO, Second Team, AP)

Eugene Seale, ST (First Team, FW)

1990 Ray Childress, DE (First Team, WA, CP, FO, DZ, SN, DH, Second Team, AP, NEA, NA, Honorable Mention, PK)

Ernest Givins, WR (Second Team, AP, Honorable Mention, DH, PK)

Drew Hill, WR (Honorable Mention, AP, DH)

Haywood Jeffires, WR (Second Team, CP, NA, Honorable Mention, DH)

Richard Johnson, CB (Second Team, CP, Honorable Mention, AP)

Terry Kinard, S (Honorable Mention, AP)

Bruce Matthews, G (First Team, AP, WA, NEA, CP, FO, SN, FI, DH, FW, Second Team, PK)

Bubba McDowell, S (Honorable Mention, AP, DH)

Greg Montgomery, P (Honorable Mention, AP, DH)

Warren Moon, QB (First Team, SN, FI, Second Team, AP, DH, Honorable Mention, FD, PK)

Mike Munchak, G (Second Team, AP, DH)

1991 Ray Childress, DT (First Team, NEA, CP, FO, FD, FI, DH, Honorable Mention, AP)

Cris Dishman, CB (First Team, AP, FO, FD, FI, DH, FW, Second Team, CP)

William Fuller, DE (Honorable Mention, AP, DH)

Haywood Jeffires, WR (First Team, AP, WA, FD, FI, Second Team, NEA, CP, DH)

Bruce Matthews, C (First Team, NEA, FD, FI, FW, Second Team, AP, CP)

Bubba McDowell, S (Second Team, AP, CP, DH)

Warren Moon, QB (Honorable Mention, AP, DH)

Mike Munchak, G (First Team, AP, WA, FW, CP, FD, Second Team, NEA, Honorable Mention, DH)

Bo Orlando, S (Honorable Mention, AP)

Al Smith, MLB (First Team, WA, FW, Second Team, CP, DH, Honorable Mention, AP)

1992 Ray Childress, DT (First Team, AP, WA, NEA, CP, FO, DZ, FI, JT)

Cris Dishman, S (Honorable Mention, AP)

William Fuller, DE (Honorable Mention, AP, JT)

Ernest Givins, WR (Honorable Mention, JT)

Haywood Jeffires, WR (Honorable Mention, AP, JT)

Bruce Matthews, C (First Team, AP, WA, NEA, SN, FD, JT, Second Team, CP)

Bubba McDowell, S (First Team, JT, Honorable Mention, AP)

Greg Montgomery, P (Honorable Mention, AP, JT)

Mike Munchak, G (Second Team, AP, CP, JT)

Al Smith, MLB (First Team, AP, FD, Second Team, NEA, CP, FO, Honorable Mention, JT)

Lorenzo White, RB (Honorable Mention, AP, JT)

1993 Ray Childress, DT (First Team, FO, Second Team, AP, CP, FD, Honorable Mention, JT)

Al Del Greco, K (Second Team, FD, Honorable Mention, AP)

Cris Dishman, CB (Honorable Mention, AP, JT)

Sean Jones, DE (Honorable Mention, AP, JT)

Bruce Matthews, C (First Team, WA, SN, CP, FD, FI, Second Team, AP)

Greg Montgomery, P (First Team, AP, WA, SN, CP, FD, FI, Honorable Mention, JT)

Warren Moon, QB (Honorable Mention, AP, JT)

Mike Munchak, G (First Team, FD, FI, Second Team, AP, CP)

Bo Orlando, S (Honorable Mention, AP)

Marcus Robertson, S (First Team, AP, SN, JT, Second Team, CP)

Webster Slaughter, WR (Honorable Mention, AP)

Al Smith, MLB (Honorable Mention, AP)

1994 Rich Camarillo, P (Honorable Mention, AP)

Bruce Matthews, C (Honorable Mention, AP)

1995 Michael Barrow, MLB (First Team, DZ)

ALL-TIME ALL-PRO SELECTIONS

Blaine Bishop, S (First Team, DZ, Second Team, FD, Honorable Mention, AP)
 Darryll Lewis, CB (First Team, FD, TJ, Honorable Mention, AP)
 Bruce Matthews, G (Second Team, BM, Honorable Mention, AP)
 Mark Stepnoski, C (Honorable Mention, AP)
1996 Blaine Bishop, S (Honorable Mention, AP)
 Al Del Greco, K (Honorable Mention, AP)
 Cris Dishman, CB (Honorable Mention, AP)
 Mel Gray, KR (Honorable Mention, AP)
 Bruce Matthews, G, (First Team, DB, Second Team, AP, FD)
 John Henry Mills, ST (Second Team, FI)
 Mark Stepnoski, C (Second Team, AP, FD)
1997 Blaine Bishop, S (Honorable Mention, AP)
 Brad Hopkins, T (First Team, DZ, Honorable Mention, AP)
 Bruce Matthews, G (Honorable Mention, AP)
 Marcus Robertson, S (First Team, DZ, Honorable Mention, AP)
1998 Craig Hentrich, P (First Team, AP, WA, CP, SN, FD, USA)
 Bruce Matthews, G (First Team, AP, WA, SN, USA, Second Team, FD)
 Frank Wycheck, TE (First Team, DZ, Second Team, CP, FD)
1999 Eddie George, RB (Second Team, AP, CP, FD)
 Jevon Kearse, DE (First Team, AP, DZ, CP, SN, FD, FW, WA)
 Bruce Matthews, G (First Team, AP, FD, FW, WA)
 Jon Runyan, T (Second Team, AP, FD)
2000 Blaine Bishop, S (First Team, FD, Second Team, AP)
 Keith Bulluck, ST (Second Team, FD)
 Eddie George, RB (First Team, AP, CP, FD, FW, WA)
 Jevon Kearse, DE (First Team, FO)
 Derrick Mason, KR (First Team, AP, CP, DZ, FO, FW, SN, WA, Second Team, FD)
 Bruce Matthews, G (First Team, AP, FW, SN, FD, WA)
 Samari Rolle, CB (First Team, AP, CP, FD, FW, SN, WA)
2001 Frank Wycheck, TE (Second Team, AP)
2002 Keith Bulluck, LB (Second Team, AP)
2003 Keith Bulluck, LB (First Team, AP, DZ, FW, WA, PK)
 Steve McNair, QB (Second Team, AP, FD, First Team, DZ)
 Craig Hentrich, P (First Team, PD)
2004 Keith Bulluck, LB (First Team, DZ)
2007 Albert Haynesworth, DT (First Team, AP, DZ, FW, WA)
 Rob Bironas, K (First Team, AP, SN, SI)
2008 Albert Haynesworth, DT (First Team, AP, SN, SI, NBC, DMN)
 Cortland Finnegan, CB (First Team, AP, SN, SI, NBC, DMN)
 Kevin Mawae, C (First Team, AP, NBC)
 Michael Roos, OT (First Team, AP, SN, SI, DMN)
 David Stewart, OT (Second Team, AP)
2009 Tony Brown, DT (SI)
 Chris Johnson, RB (First Team, AP, SN, SI, FW/WA)
 Michael Roos, OT (First Team, DMN, Second Team, AP)
2010 Michael Griffin, S (Second Team, AP)
2011 Michael Roos, OT (First Team, SN)
2013 Jurrell Casey, DT (Second Team, AP)
 Alterraun Verner, CB (First Team, SI, Second Team, AP)
2016 Jack Conklin, T (First Team, AP)
2017 Kevin Byard, S (First Team, AP, WA)
 Brett Kern, P (First Team, SN, Second Team, AP)
 Taylor Lewan, T (First Team, SN)
2018 Kevin Byard, S (Second Team, WA)
2019 Derrick Henry, RB (First Team, WA, Second Team, AP)
 Derrick Henry, Flex (Second Team, AP)
 Brett Kern, P (First Team, AP, WA, SN)

ALL-AFC

1970 Elvin Bethea, DE (Honorable Mention, UPI)
 Glen Ray Hines, T (Honorable Mention, UPI)
 Ken Houston, S (First Team, FW, Second Team, UPI)
 Jerry LeVias, WR (Honorable Mention, UPI)
 Zeke Moore, CB (Honorable Mention, UPI)
 Ron Pritchard, OLB (Second Team, UPI)
 Alvin Reed, TE (First Team, UPI, FW)
 Walter Suggs, T (Honorable Mention, UPI)
1971 Elvin Bethea, DE (First Team, FW, Second Team, UPI)

Ken Houston, S (First Team, UPI, SN, FW)
 Ron Pritchard, OLB (Second Team, UPI)
1972 Elvin Bethea, DE (First Team, SN, Second Team, UPI)
 Ken Houston, S (Second Team, UPI)
 Guy Murdock, C (All-Rookie)
 Mike Tilleman, DT (Honorable Mention, UPI)
1973 Gregg Bingham, LB (All-Rookie)
 Elvin Bethea, DE (Second Team, UPI)
 John Matuszak, DT (All-Rookie)
1974 Elvin Bethea, DE (First Team, FW, TP, Second Team, UPI)
 Gregg Bingham, MLB (Honorable Mention, UPI)
 Ken Burrough, WR (Honorable Mention, UPI)
1975 Elvin Bethea, DE (First Team, NY)
 Robert Brazile, OLB (Second Team, UPI, All-Rookie)
 Curley Culp, DT (First Team, AP, UPI, SN, FW, NY, TP)
 Billy Johnson, KR (First Team, FW, TP)
1976 Elvin Bethea, DE (Honorable Mention, UPI)
 Robert Brazile, OLB (First Team, UPI, SN, FW, NY, TP, PB)
 Curley Culp, DT (First Team, SN, FW, TP, PB, Second Team, UPI)
1977 Elvin Bethea, DE (Honorable Mention, UPI)
 Robert Brazile, OLB (Second Team, UPI)
 Ken Burrough, WR (Second Team, UPI)
 Rob Carpenter, RB (All-Rookie)
 Curley Culp, DT (First Team, FW, Honorable Mention, UPI)
 Bill Currier, DB (All-Rookie)
 Billy Johnson, KR (First Team, FW, NY)
 George Reihner, G (All-Rookie)
1978 Elvin Bethea, DE (First Team, UPI, FW, NY, FX)
 Robert Brazile, OLB (First Team, UPI, SN, FW, FX, TP)
 Earl Campbell, RB (First Team, UPI, SN, FW, NY, FX, TP, All-Rookie)
 Curley Culp, DT (Second Team, UPI)
 Greg Sampson, T (Second Team, UPI)
1979 Jesse Baker, DE (All-Rookie)
 Robert Brazile, OLB (First, UPI, SN, FW)
 Earl Campbell, RB (First Team, UPI, SN, FW, NY, FX, TP)
 Curley Culp, DT (Second Team, UPI)
 Toni Fritsch, PK (First Team, UPI, SN, FW, NY, FX, TP)
 Leon Gray, T (First Team, UPI, SN, FW)
 Carl Mauck, C (Second Team, UPI)
 Vernon Perry, S (All-Rookie)
 Mike Reinfeldt, S (First Team, UPI, SN, FW, NY, FX, TP)
1980 Gregg Bingham, ILB (First Team, FX)
 Robert Brazile, OLB (First Team, UPI, FW, NY, FX, TP, PB)
 Earl Campbell, RB (First Team, UPI, FW, NY, FX, TP, PB)
 Leon Gray, T (First Team, UPI, FW, TP)
 Carl Mauck, C (First Team, FX, Honorable Mention, UPI)
 Vernon Perry, S (Second Team, UPI)
 Mike Reinfeldt, S (Second Team, UPI)
 Carl Roaches, KR (All-Rookie)
 Greg Sternick, CB (Second Team, UPI)
1981 Robert Brazile, OLB (First Team, TP, Second Team, UPI)
 Earl Campbell, RB (First Team, FX, NY, Second Team, UPI)
 Leon Gray, T (Second Team, UPI)
 Vernon Perry, S (First Team, FX)
 Carl Roaches, KR (First Team, FW, TP)
1982 Robert Brazile, OLB (First Team, UPI)
1983 Steve Brown, CB (All-Rookie)
 Bruce Matthews, T (All-Rookie)
 Harvey Salem, T (All-Rookie)
 Tim Smith, WR (First Team, FW)
 Brian Sochia, DT (All-Rookie)
1984 Warren Moon (All-Rookie)
 Mike Munchak, G (First Team, FW, Second Team, UPI)
 Dean Steinkuhler, T (All-Rookie)
1985 Ray Childress, DE (All-Rookie, WA)
 Mike Munchak, G (First Team, FN, Second Team, FN, UPI)
1986 Ray Childress, DE (First Team, FN)
 Ernest Givins, WR (All-Rookie, FW, WA)
1987 Keith Bostic, S (First Team, UPI, FW)
 Mike Munchak, G (First Team, UPI, FW, FN)
 Mike Rozier, RB (Second Team, UPI)

ALL-TIME ALL-PRO SELECTIONS

- 1988** Ray Childress, DE (First Team, UPI, FW)
Drew Hill, WR (Second Team, UPI)
Bruce Matthews, G (First Team, UPI, FW, FN)
Warren Moon, QB (Second Team, UPI)
Mike Munchak, G (First Team, FW, Second Team, UPI)
Eugene Seale, ST (First Team, FW)
- 1989** Ray Childress, DE (Second Team, UPI)
John Grimsley, ILB (Second Team, UPI)
Bruce Matthews, G (First Team, UPI, FW, FN)
Bubba McDowell, CB (All-Rookie, FW, WA)
Greg Montgomery, P (First Team, UPI, FW)
Warren Moon, QB (First Team, UPI, FN)
Mike Munchak, G (First Team, UPI, FW)
Tony Zendejas, K (Second Team, UPI)
- 1990** Ray Childress, DT (First Team, FN, Second Team, UPI)
Ernest Givins, WR (First Team, UPI)
Drew Hill, WR (First Team, FN, Second Team, UPI)
Bruce Matthews, G (First Team, UPI, FW, FN)
Warren Moon, QB (First Team, UPI, FW, FN)
Mike Munchak, G (First Team, FN, Second Team, UPI)
- 1991** Ray Childress, DT (First Team, UPI, FW)
Cris Dishman, CB (First Team, UPI, FW, FN)
John Flannery, G/C (All-Rookie, FW, WA)
William Fuller, DE (First Team, UPI, FW, FN)
Haywood Jeffires, WR (First Team, UPI, FW, FN)
Bruce Matthews, C (First Team, FW)
Mike Munchak, G (First Team, UPI, FW, FN)
Al Smith, (First Team, UPI, FW, FN)
- 1992** Ray Childress, DT (First Team, FW)
Haywood Jeffires, WR (First Team, UPI, FW, FN)
Bruce Matthews, C (First Team, UPI, FW, FN)
Greg Montgomery, P (First Team, UPI)
Mike Munchak, G (First Team, UPI, FW, FN)
Eddie Robinson, LB (All-Rookie, FW, WA)
Al Smith, MLB (First Team, FW, FN)
- 1993** Ray Childress, DT (First Team, UPI, FW, FN)
Brad Hopkins, T (All-Rookie, FW, WA)
Bruce Matthews, C (First Team, UPI, FW, FN)
Greg Montgomery, P (First Team, UPI, FW, FN)
Mike Munchak, G (First Team, UPI, FW, FN)
- 1995** Blaine Bishop, S (First Team, UPI, FW, FN)
Darryll Lewis, CB (First Team, FN, Second Team, UPI)
Bruce Matthews, G (First Team, UPI, FW, FN)
Marcus Robertson, S (First Team, UPI, FW)
Chris Sanders, WR (All-Rookie, FW, WA)
Gary Walker, DT (All-Rookie, FW, WA)
- 1996** Blaine Bishop, S (Second Team, UPI)
- Al Del Greco, K (Second Team, UPI)
Eddie George, RB (Second Team, UPI, All-Rookie, FW, WA)
Bruce Matthews, G (First Team, UPI, FW, FN)
John Henry Mills, ST (First Team, FW)
Mark Stepnoski, C (Second Team, UPI)
- 1997** Kenny Holmes, DE (All-Rookie, FW, WA)
Bruce Matthews, G (First Team, FW, FN)
- 1998** Craig Hentrich, P (First Team, FW, FN)
Kevin Long, C (All-Rookie, FW, WA)
Bruce Matthews, G (First Team, FW, FN)
- 1999** Eddie George, RB (First Team, FW)
Jevon Kearse, DE (First Team, FW, FN, All-Rookie, FW, WA)
Bruce Matthews, G (First Team, FW, FN)
John Thornton, DT (All-Rookie, FW, WA)
- 2000** Blaine Bishop, S (First Team, FN)
Eddie George, RB (First Team, FN, FW)
Brad Hopkins, T (First Team, FW)
Derrick Mason, KR (First Team, FN, FW), PR (First Team, FW)
Bruce Matthews, G (First Team, FN, FW)
Samari Rolle, CB (First Team, FW, FN)
- 2002** Jeff Fisher (Coach of the Year, FD)
Steve McNair, QB (First Team, SI) (3rd in MVP voting, AP)
Carlos Hall, DE (All-Rookie, FW, WA)
Keith Bulluck, LB (First Team, FW, FD) (Second Team All-Pro, AP)
Lance Schulters, S (First Team, FW)
Kevin Carter, DE (Second Team, FD)
- 2003** Keith Bulluck, LB (First Team, FW)
Craig Hentrich, P (First Team, FW)
- 2004** Jacob Bell, G (All-Rookie, FW, WA)
- 2005** Pacman Jones, CB/PR/KR (All-Rookie, CP, FW, WA)
- 2006** Vince Young, QB (All-Rookie, PF, WA)
- 2007** Kevin Mawae, C (First Team, PK)
- 2008** Cortland Finnegan, CB (First Team, WA)
Chris Johnson, RB (First Team, WA, All-Rookie, FW, WA, SN)
Kevin Mawae, C (First Team, WA)
- 2009** Chris Johnson, RB (First Team, WA)
- 2010** Marc Mariani, PR/KR (All-Rookie, FW, WA, SN)
- 2013** Jurrell Casey, DT (First Team, WA)
- 2016** DeMarco Murray, RB (First Team, WA)
- 2017** Kevin Byard, S (First Team, WA)
Brett Kern, P (First Team, WA)
- 2018** Derrick Henry, RB (First Team, WA)
Brett Kern, P (First Team, WA)
Taylor Lewan, T (First Team, WA)
- 2019** Derrick Henry, RB (First Team, WA)
Brett Kern, P (First Team, WA)



Punter Brett Kern was named Associated Press All-Pro in 2019.

ALL-TIME PRO BOWL SELECTIONS

(Number of individual Pro Bowls selected in parenthesis)

AFL ALL-STARs

| | |
|-------------|---|
| 1961 | Tony Banfield, CB (1) George Blanda, QB (1) Billy Cannon, HB (1) Don Floyd, DE (1) Charlie Hennigan, E (1) Ed Husmann, DT (1) Al Jamison, T (1) Mark Johnston, S (1) Bob McLeod, E (1) Dennit Morris, LB (1) Bob Schmidt, C (1) Charley Tolar, FB (1) |
| 1962 | Tony Banfield, CB (2) George Blanda, QB (2) Willard Dewveall, E (1) Don Floyd, DE (2) Fred Glick, S (1) Charlie Hennigan, E (2) Ed Husmann, DT (2) Al Jamison, T (2) Rich Michael, T (1) Jim Norton, S (1) Bob Schmidt, C (2) Bob Talamini, G (1) Charley Tolar, FB (2) |
| 1963 | Tony Banfield, CB (3) George Blanda, QB (3) Fred Glick, S (2) Charlie Hennigan, E (3) Ed Husmann, DT (3) Rich Michael, T (2) Jim Norton, S (2) Bob Schmidt, C (3) Bob Talamini, G (2) |
| 1964 | Sid Blanks, RB (1) Don Floyd, DE (3) Fred Glick, S (3) Charlie Hennigan, E (4) Pete Jaquess, CB (1) Bob Talamini, G (3) |
| 1965 | Ode Burrell, RB (2) Willie Frazier, TE (1) Charlie Hennigan, E (5) Bob Talamini, G (4) |
| 1966 | Charles Frazier, E (1) W.K. Hicks, CB (1) Bob Talamini, G (5) |
| 1967 | Woody Campbell, RB (1) Miller Farr, CB (1) Hoyle Granger, RB (1) Pat Holmes, DE (1) Jim Norton, S (3) Walter Suggs, T (1) Bob Talamini, G (6) George Webster, LB (1) |
| 1968 | Sonny Bishop, G (1) Garland Boyette, MLB (1) Miller Farr, CB (2) Hoyle Granger, RB (2) Glen Ray Hines, T (1) |

| | |
|-------------|--|
| 1969 | Pat Holmes, DE (2) Bobby Maples, C (1) Alvin Reed, TE (1) Walter Suggs, T (2) George Webster, LB (2) Jim Beirne, WR (1) Elvin Bethea, DE (1) Garland Boyette, MLB (2) Miller Farr, CB (3) Glen Ray Hines, T (2) Ken Houston, S (2) Jerry LeVias, WR (1) Zeke Moore, CB (1) Alvin Reed, TE (2) George Webster, LB (3) |
|-------------|--|

AFC PRO BOWL

| | |
|-------------|--|
| 1970 | Ken Houston, S (3) Zeke Moore, CB (2) |
| 1971 | Elvin Bethea, DE (2) Ken Houston, S (4) |
| 1972 | Elvin Bethea, DE (3) Ken Houston, S (5) |
| 1973 | Elvin Bethea, DE (4) |
| 1974 | Elvin Bethea, DE (5) |
| 1975 | Elvin Bethea, DE (6) Ken Burrough, WR (1) Curley Culp, DT (1) Billy Johnson, KR (1) Dan Pastorini, QB (1) |
| 1976 | Robert Brazile, OLB (1) Curley Culp, DT (2) |
| 1977 | Robert Brazile, OLB (2) Ken Burrough, WR (2) Curley Culp, DT (3) Billy Johnson, KR (2) |
| 1978 | Elvin Bethea, DE (7) Robert Brazile, OLB (3) Earl Campbell, RB (1) Curley Culp, DT (4) |
| 1979 | Elvin Bethea, DE (8) Robert Brazile, OLB (4) Earl Campbell, RB (2) Toni Fritsch, K (1) Leon Gray, T (1) Mike Reinfeldt, S (1) |
| 1980 | Robert Brazile, OLB (5) Dave Casper, TE (1) Earl Campbell, RB (3) Greg Stemrick, CB (1) |
| 1981 | Robert Brazile, OLB (6) Earl Campbell, RB (4) Leon Gray, T (2) Carl Roaches, KR (1) |
| 1982 | Robert Brazile, OLB (7) |
| 1983 | Earl Campbell, RB (5) |
| 1984 | Mike Munchak, G (1) |
| 1985 | Mike Munchak, G (2) |
| 1987 | Keith Bostic, S (1) Mike Munchak, G (3) Mike Rozier, RB (1) |
| 1988 | Keith Bostic, S (2) Ray Childress, DE (1) John Grimsley, ILB (1) |

| | |
|-------------|--|
| 1989 | Drew Hill, WR (1) Bruce Matthews, G (1) Warren Moon, QB (1) Mike Munchak, G (4) Mike Rozier, RB (2) Bruce Matthews, G (2) Warren Moon, QB (2) Mike Munchak, G (5) Ray Childress, DT (2) Ernest Givins, WR (1) Drew Hill, WR (2) Bruce Matthews, G (3) Warren Moon, QB (3) Mike Munchak, G (6) |
| 1990 | Ray Childress, DT (3) Cris Dishman, CB (1) William Fuller, DE (1) Haywood Jeffires, WR (1) Bruce Matthews, C (4) Warren Moon, QB (4) Mike Munchak, G (7) Al Smith, MLB (1) |
| 1991 | Ray Childress, DT (4) Curtis Duncan, WR (1) Ernest Givins, WR (2) Haywood Jeffires, WR (2) Bruce Matthews, C (5) Warren Moon, QB (5) Mike Munchak, G (8) Al Smith, MLB (2) Lorenzo White, RB (1) |
| 1992 | Ray Childress, DT (5) Haywood Jeffires, WR (3) Sean Jones, DE (1) Bruce Matthews, C (6) Greg Montgomery, P (1) Warren Moon, QB (6) Mike Munchak, G (9) Webster Slaughter, WR (2,1) |
| 1993 | Bruce Matthews, C (7) Blaine Bishop, S (1) Darryll Lewis, CB (1) Bruce Matthews, C (8) Mark Stepnoski, C (4, 1) |
| 1994 | Blaine Bishop, S (2) |
| 1995 | Bruce Matthews, G (9) John Henry Mills, ST (1) Mark Stepnoski, C (5, 2) |
| 1996 | Blaine Bishop, S (3) Eddie George, RB (1) Bruce Matthews, G (10) |
| 1997 | Eddie George, RB (2) Craig Hentrich, P (1) Bruce Matthews, G (11) Frank Wycheck, TE (1) |
| 1998 | Eddie George, RB (3) Jevon Kearse, DE (1) Frank Wycheck, TE (2) Bruce Matthews, G (12) |
| 1999 | Blaine Bishop, S (4) Eddie George, RB (4) Brad Hopkins, T (1) Jevon Kearse, DE (2) Derrick Mason, KR (1) Bruce Matthews, G (13) |

| | |
|-------------|--|
| 2000 | Steve McNair, QB (1) Samari Rolle, CB (1) Frank Wycheck, TE (3) Bruce Matthews, G (14) Jevon Kearse, DE (3) |
| 2001 | Kevin Carter, DE (2, 1) |
| 2002 | Steve McNair, QB (2) |
| 2003 | Keith Bulluck, LB (1) Brad Hopkins, OT (2) Craig Hentrich, P (2) Derrick Mason, WR (2) Steve McNair, QB (3) Kyle Vanden Bosch, DE (1) |
| 2004 | Vince Young, QB (1) |
| 2005 | Rob Bironas, K (1) Albert Haynesworth, DT (1) Kyle Vanden Bosch, DE (2) |
| 2006 | Cortland Finnegan, CB (1) Albert Haynesworth, DT (2) Kevin Mawae, C (7, 1) Chris Hope, S (1) Chris Johnson, RB (1) Michael Roos, OT (1) Kerry Collins, QB (2, 1) Michael Griffin, S (1) |
| 2007 | Chris Johnson, RB (2) Kevin Mawae, C (8, 2) Kyle Vanden Bosch, DE (3) Vince Young, QB (2) |
| 2008 | Jason Babin, DE (1) Michael Griffin, S (2) Chris Johnson, RB (3) Marc Mariani, KR/PR (1) |
| 2009 | Alterraun Verner, CB (1) |
| 2010 | Jurrell Casey, DT (1) Delanie Walker, TE (1) DT Jurrell Casey (2) T Taylor Lewan (1) RB DeMarco Murray (3, 1) OLB Brian Orakpo (4, 1) TE Delanie Walker (2) |
| 2011 | S Kevin Byard (1) DT Jurrell Casey (3) P Brett Kern (1) T Taylor Lewan (2) ST Brynden Trawick (1) TE Delanie Walker (3) |
| 2012 | DT Jurrell Casey (4) P Brett Kern (2) T Taylor Lewan (3) |
| 2013 | DT Jurrell Casey (5) RB Derrick Henry (1) P Brett Kern (3) QB Ryan Tannehill (1) |

FRANCHISE PRO FOOTBALL HALL OF FAMERS

GEORGE BLANDA

QUARTERBACK/KICKER • 6'2" • 215 lbs • COLLEGE: KENTUCKY
NFL SEASONS: 26 • YEARS WITH OILERS: 7 (1960-66)
HOMETOWN: YOUNGWOOD, PA. • BORN: SEPT. 27, 1927
GAMES PLAYED: 340 • HALL OF FAME INDUCTION: 1981

George Blanda, who came out of retirement with the emergence of the American Football League in 1960, was the offensive catalyst for the explosive Oiler squads of the early 1960s. He played quarterback and handled the placekicking chores in Columbia blue for seven of his NFL-record 26 seasons in the league. Blanda was the team's leading passer and scorer in each of those seven seasons and still owns franchise records for most extra points (299), most touchdown passes in a season (36) and most touchdown passes in a game (7). He is also third in points scored with 596. The 36 scoring tosses stood as an NFL record for an astounding 23 years. Blanda's NFL career records included most games (340), most points (2,002) and most extra points (943). He also passed for 236 touchdowns. Blanda captained the Oilers to two consecutive AFL titles in 1960 and 1961, earning AFL Player of the Year honors in 1961. Blanda's career was divided into three distinct parts, 10 years with the Chicago Bears, seven seasons with the Houston Oilers and nine years with the Oakland Raiders. In 1970, he became the oldest quarterback to play in a title game. He was just a month shy of his 49th birthday when he retired before the 1976 season. Blanda passed away at age 83 on Sept. 27, 2010.

KEN HOUSTON

SAFETY • 6'3" • 197 lbs • COLLEGE: PRAIRIE VIEW A&M
NFL SEASONS: 14 • YEARS WITH OILERS: 6 (1967-72)
HOMETOWN: LUFKIN, TEXAS • BORN: NOV. 12, 1944
GAMES PLAYED: 196 • HALL OF FAME INDUCTION: 1986

Considered one of the best safeties in football history, Ken Houston picked off 49 passes (898 yards), recovered 21 fumbles and scored 12 touchdowns over his 14-season NFL career, earning Pro Bowl honors 12 consecutive times (1968-69 AFL, 1970-79 NFL). Houston returned an NFL-record nine interceptions for a touchdown in his six seasons as an Oiler. Four of those scores came in 1971, tying an NFL record. He returned two in one game against San Diego in the 1971 season finale, which also ties an NFL mark. His other three touchdowns came on a punt return, a fumble return and a blocked field goal return. Houston also holds the Oilers record for most career interception return yards with 650. With a long, fluid stride, Houston had excellent speed and quickness. His 6-3, 197-pound frame made him an ideal pass defender. Yet his lean, muscular body helped him to become a punishing tackler. Originally a ninth-round draft choice out of Prairie View A&M, Houston earned a starter's role by the third game of his rookie season. Two weeks later in a game against the New York Jets, he scored two touchdowns, one on a 71-yard blocked field goal attempt, and the other on a 43-yard interception return. After excelling for six years with the Oilers, Ken was traded to the Redskins for five veteran players in 1973. The Redskins once referred to Houston as "pro football's most underrated superstar," but his capabilities were widely recognized. He won all-league acclaim with the Oilers in 1969 and 1971, and then was either All-Pro or All-NFC with the Redskins every year from 1973 to 1979. He was selected for either the AFL All-Star game or the AFC-NFC Pro Bowl 12 straight seasons from 1968 through 1979. He played in 183 consecutive games before suffering a broken arm against the New York Giants Nov. 25, 1979.

EARL CAMPBELL

RUNNING BACK • 5'11" • 232 lbs • COLLEGE: TEXAS
NFL SEASONS: 8 • YEARS WITH OILERS: 7 (1978-84)
HOMETOWN: TYLER, TEXAS • BORN: MARCH 29, 1955
GAMES PLAYED: 115 • HALL OF FAME INDUCTION: 1991

Earl Campbell, a 5-11, 232-pound ball-carrying dynamo from the University of Texas, joined the Houston Oilers as the first player taken in the 1978 National Football League Draft. The first player to earn All-Southwest Conference honors four years, Campbell was a consensus All-America

and the Heisman Trophy winner in 1977. Campbell took the NFL by storm from the outset. In 1978, he was named the NFL's Most Valuable Player, All-Pro, and Rookie of the Year. He won the league rushing championship with a club-record 1,450 yards and was named to the AFC Pro Bowl squad. It was more of the same the next two years with NFL rushing titles, MVP honors, and consensus All-Pro acclaim each season. He followed his rookie campaign with 1,697 yards in 1979, but his finest year came in 1980 when he rushed for 1,934 yards, which at the time was second only to O. J. Simpson's 2,003 yards gained in 1973. That year, Campbell gained over 200 yards in four games. In 1981, he won his fourth straight AFC rushing title with 1,376 yards. A sensational runner, Campbell was picked for the Pro Bowl five of his first six NFL seasons (1978-81, 1983). In his eight-year career, which finished in New Orleans, Campbell rushed 2,187 times for 9,407 yards, and 74 touchdowns, retiring as the NFL's seventh all-time leading rusher. He also gained 806 yards on 121 receptions to bring his career combined net yards total to 10,213. He set Oilers records for most career yards (8,574), most career attempts (1,979), most touchdown runs (73) and most consecutive games with a rushing touchdown (5). His most famous performance came in a Monday night game against Miami in his rookie season. That night, he rushed for 199 yards and four touchdowns to lead the Oilers to a spectacular 35-30 victory. In spite of the constant pounding he took from opposing defenders, Earl missed only six games out of 115 because of injuries. Midway into his seventh season, he was traded by the Oilers to the New Orleans Saints for a first-round draft pick. He played a season and a half with the Saints before retiring after the 1985 campaign. Campbell is one of just four people officially designated a Texas Legend by the Texas State Legislature. The others are Davy Crockett, Sam Houston and Stephen F. Austin. Campbell was the only designee of the 20th century.

CHARLIE JOINER

WIDE RECEIVER • 5'11" • 188 lbs • COLLEGE: GRAMBLING
NFL SEASONS: 18 • YEARS WITH OILERS: 4 (1969-72)
HOMETOWN: MANY, LA. • BORN: OCT. 14, 1947
GAMES PLAYED: 239 • HALL OF FAME INDUCTION: 1996

Charlie Joiner played 18 seasons in the NFL, including his first four with the Houston Oilers. One of the league's most prolific receivers, he amassed 750 career receptions for 12,146 yards and 65 touchdowns, ranking as the league's leading receiver of all-time when he retired at the age of 39 in 1986. His 18 seasons played were longer than any other wide receiver in history at the time of his retirement. The Oilers originally targeted Joiner for the defensive backfield when they picked the 5-11, 180-pounder from Grambling in the fourth round of the 1969 AFL-NFL Draft. Joiner played briefly on defense and the kickoff return team but soon became established as a premier pass catcher. Joiner caught 82 of his 750 career passes as an Oiler, totaling 1,480 yards and 12 touchdowns. He paced the squad with 681 yards and seven touchdown grabs in 1971. In his fourth season in 1972, Houston sent him to the Cincinnati Bengals in a four-player swap. Four years later in 1976, he was traded to San Diego. With the Chargers, Joiner blossomed into super-stardom. He and quarterback Dan Fouts formed a lethal pass-catch team that accounted for the preponderance of his 586 receptions as a Charger. During his 11 years in San Diego, Joiner caught 50 or more passes seven times and had 70 or more receptions three seasons. Injuries cut into his playing time at the beginning, but in a 193-game span over his final 13 seasons, Joiner missed only one game. He was an All-NFL pick in 1980 and a Pro Bowl choice three times. In the 1980 AFC title game, he led the Chargers with six receptions for 130 yards and two touchdowns. Blessed with excellent speed and tantalizing moves, Joiner averaged 16.2 yards per catch and accounted for 12,146 yards and 65 touchdowns. When he was inducted into the Pro Football Hall of Fame in 1996, Joiner ranked fifth in receptions and sixth in receiving yardage on the NFL's all-time list. Joiner was once described by San Francisco 49ers coaching great Bill Walsh as "the most intelligent, the smartest, the most calculating receiver the game has ever known."

FRANCHISE PRO FOOTBALL HALL OF FAMERS

MIKE MUNCHAK

GUARD • 6'3" • 281 lbs • COLLEGE: PENN STATE
NFL SEASONS: 12 • YEARS WITH OILERS: 12 (1982-93)
HOMETOWN: SCRANTON, PA. • BORN: MARCH 5, 1960
GAMES PLAYED: 159 • HALL OF FAME INDUCTION: 2001

Mike Munchak was the eighth player overall and the first offensive lineman chosen in the 1982 National Football League draft. Selected by the Oilers, the former Penn State standout was an immediate success with the Houston club, earning the starting left guard spot in his first training camp. The 6-3, 281-pound lineman wasted little time establishing himself as one of the premier guards in the NFL. In 1984, in just his third year in the league, he was named to the first of seven All-AFC teams. That same year he received the first of nine Pro Bowl invitations. Not coincidentally, the Oilers' on-the-field successes increased as Munchak's development and experience increased. From their dismal 1-8 record in the strike-shortened 1982 season, the Oilers improved nearly every year that Munchak played. Along the way, the team advanced to the playoffs seven consecutive years (1987-1993) and captured the 1991 and 1993 AFC Central Divisional crowns. Munchak was a devastating blocker and considered the key to an offensive line that kept the Oilers at or near the top of the NFL's offensive statistical categories. In 1988 he led the Oilers' offensive line that gave up just 24 quarterback sacks which was third in the NFL. It was also the fewest sacks allowed by the team in 10 seasons. The following season the offensive line held opponents to no sacks in six games. In 1991, the Oilers offensive line finished second in the AFC and fourth in the NFL in the fewest quarterback sacks allowed. Behind the Munchak-led line, Houston led the NFL in total offense in 1990 and passing offense in 1990 and 1991. The Oilers finished second in points scored in 1990 and second in total offense in 1991. Equally effective as a run blocker, Munchak led the Oilers offensive charge in 1993 as the team finished fourth in the NFL in both average gain per rushing play (4.4) and average gain per offensive play (5.3). Although he suffered from chronic knee problems, Munchak played in 159 regular season games. His 12 seasons with the Oilers tied him for second longest in the franchise's history at the time of his retirement. He became the first player inducted into the Hall of Fame who played his entire career with the Oilers. Long-time teammate Bruce Matthews presented Munchak for induction.

ELVIN BETHEA

DEFENSIVE END • 6'2" • 260 lbs • COLLEGE: NORTH CAROLINA A&T
NFL SEASONS: 16 • YEARS WITH OILERS: 16 (1968-83)
HOMETOWN: TRENTON, N.J. • BORN: MARCH 1, 1946
GAMES PLAYED: 210 • HALL OF FAME INDUCTION: 2003

Defensive end Elvin Bethea, an eight-time Pro Bowl selection during his outstanding career with the Houston Oilers, was named to the five-man class of the 2003 Pro Football Hall of Fame that included running back Marcus Allen, guard Joe DeLamielleure, wide receiver James Lofton, and coach Hank Stram. A third-round draft pick in 1968 (77th player overall) Bethea played in 210 games over 16 seasons, never missing a game until breaking his arm on Nov. 13, 1977. He was considered a "steal" in a draft class that produced three future Hall of Fame players in Larry Csonka, Art Shell, and Ron Yary. When he retired, he held three team records relating to career service: most seasons (16), most career regular season games played (210), and most consecutive regular season games played (135). Having led the team in sacks in six seasons, Bethea's unofficial 105-career sack total still ranks first in franchise history, including his team-best 17 sacks in 1973. He recorded four sacks and a fumble recovery in his best single game performance against San Diego in 1976. He played in eight playoff games and posted 691 career tackles. Bethea also played in eight Pro Bowls (1970, 1972-1976, 1979, 1980) and earned All-Pro second-team honors in 1973, 1975, 1978, and 1979. More than just a pass rusher, Bethea was also effective against the run. Eventhough 1974 was the first year such statistics were compiled by the Oilers, his 691 career tackles, are still among the best in franchise history, even excluding the first six years of his career. "When people ask me who the best guy I ever played against was I always tell them Elvin Bethea and Lyle Alzado because both

of them were complete ballplayers," said Art Shell, Hall of Fame member of the Oakland Raiders. "Elvin was one of the quickest guys I've ever been around. We always had to double-team him. There were times when I was supposed to block him when he would get by me so quick. And then Gene Upshaw was supposed to pick him up and he also got by him so quick that we would get back to the huddle and Upshaw would say, 'Did you see that?' and I'd say, 'Yeah, I saw that. He just beat the heck out of me too!' Elvin was just a great player."

WARREN MOON

QUARTERBACK • 6'3" • 212 lbs • COLLEGE: WASHINGTON
NFL SEASONS: 17 • YEARS WITH OILERS: 10 (1984-93)
HOMETOWN: LOS ANGELES, CALIF. • BORN: NOVEMBER 18, 1956
GAMES PLAYED: 208 • HALL OF FAME INDUCTION: 2006

Warren Moon, the fourth leading passer in NFL history, was inducted into the 2006 class of the Pro Football Hall of Fame. Moon played 10 years (1984-93) with the Oilers/Titans organization and holds the franchise records for passing yards (33,685) and touchdowns (196), while leading the Oilers to seven consecutive playoff appearances from 1987-93. During a 17-year NFL career, Moon played for the Houston Oilers, Minnesota Vikings, Seattle Seahawks and Kansas City Chiefs and amassed 49,325 passing yards, 291 touchdowns and 102 wins. He earned nine Pro Bowl invitations (tied for the most by a quarterback with John Elway and Dan Marino), posted nine 3,000 yard seasons, 49 300-yard games and led his team to nine playoff appearances. His eight consecutive playoff berths matched a feat accomplished by Terry Bradshaw and Joe Montana. At the time of his retirement, he held the single-season passing yardage record for three different franchises: Oilers (4,367 in 1991), Vikings (4,364 in 1994) and Seahawks (3,678 in 1997). Moon tallied many accomplishments during his Oiler career. His finest season came in 1990, throwing for 4,689 yards (363 for 584) and 33 touchdowns in only 15 games. He earned AP NFL Offensive Player of the Year for his efforts and his third of nine Pro Bowl invitations. Against Kansas City in 1990, Moon threw for 527 yards, which ranks as the second highest single-game total in NFL history (Norm Van Brocklin, 554 yards in 1951). In 1991, he surpassed the previous season's yardage total with 4,690 yards and became just the third player (Marino, Fouts) in NFL history to produce consecutive 4,000 yard passing seasons. Moon joined the Oilers and the NFL in 1984, after six seasons in the Canadian Football League, where he led his team to five Grey Cups (League Champions). In the CFL, Moon threw for 21,228 yards and 144 touchdowns. Moon was driven to play in the CFL after drawing little interest from the NFL as a starting quarterback following his senior season at the University of Washington. Moon became the first African-American quarterback to be inducted into the Pro Football Hall of Fame and his legacy as a minority quarterback cannot be underestimated. At the time of his arrival in the NFL only two black quarterbacks had been significant starters for their NFL teams (Shack Harris, Rams; Doug Williams, Tampa Bay).

BRUCE MATTHEWS

GUARD/TACKLE/CENTER • 6'5" • 305 lbs • COLLEGE: USC
NFL SEASONS: 19 • YEARS WITH OILERS: 19 (1983-2001)
HOMETOWN: ARCADIA, CALIF. • BORN: AUGUST 8, 1961
GAMES PLAYED: 296 • HALL OF FAME INDUCTION: 2007

Arguably one of the best offensive linemen to ever play the game, Bruce Matthews became the first Tennessee Titan to be inducted into the Pro Football Hall of Fame. At the time of his retirement, Matthews played in more NFL games (296) than any non-kicker in the league's history. Longevity and durability were his hallmarks, but that coupled with his unparalleled play, earning a league record 14 consecutive Pro Bowl (9 at guard and 6 at center) selections (tied with Merlin Olsen) and seven times named AP All-Pro, made him one of the all-time greats. He rose to the challenges presented to him in starting at every position on the offensive line during his NFL career (87 C, 99 LG, 67 RG, 22 RT, 17 LT). He becomes the first Hall of Fame offensive lineman to play significant time at all five offensive line

FRANCHISE PRO FOOTBALL HALL OF FAMERS

positions. A constant for the Oilers/Titans franchise, Matthews started in a team record 229 consecutive games (streak started at Indianapolis, Nov. 29, 1987) and never missed a game because of injury. His 19 seasons also are a team record and he ranks second in NFL history for years with one team behind Jackie Slater, who spent 20 seasons with the Rams. Matthews and G Randall McDaniel (Vikings) were the only two NFL players to play in every game during the decade of the 90's. Matthews was a part of nearly one-half of the franchise's first 42-years of history and helped the team win 146 games, make the playoffs nine times, earn the only three AFC Central titles in team history, earn an AFC Championship and the franchise's only Super Bowl appearance. He blocked for 15 quarterbacks and 27 running backs, including five different 1,000-yard rushers (Earl Campbell, Mike Rozier, Lorenzo White, Gary Brown and Eddie George). During his career, he played in offenses that produced nine 1,000-yard rushing seasons and eight 3,000-yard passers. Additionally, he played in 42 different stadiums during his NFL career. During his career, Matthews blocked on a line that helped produce 65 100-yard rushing performances and 48 300-yard passing performances. Originally drafted by the Houston Oilers in the first round (ninth overall) of the 1983 NFL Draft, Matthews earned All-America honors at the University of Southern California. Matthews and his brother, Clay, each played 19 NFL seasons and the duo set an NFL record for games played by a pair of brothers with 574 games. Clay Matthews played in 278 games during his NFL career. Matthews had his number 74 jersey retired by the team and was inducted into the organization's Hall of Fame during a December, 2002 ceremony. Matthews joined a 2007 Hall of Fame class that included Dallas Cowboys WR Michael Irvin, Buffalo Bills RB Thurman Thomas, Detroit Lions TE Charlie Sanders, Cleveland Browns G Gene Hickerson, and St. Louis CB Roger Wehrli.

CURLEY CULP

DEFENSIVE TACKLE • 6'2" • 265 lbs • COLLEGE: ARIZONA STATE
NFL SEASONS: 14 • YEARS WITH OILERS: 7 (1974-1980)
HOMETOWN: YUMA, ARIZ. • BORN: MARCH 10, 1946
GAMES PLAYED: 179 • HALL OF FAME INDUCTION: 2013

Curley Culp was voted into the Pro Football Hall of Fame in 2013. A six-time Pro Bowl selection, Culp played in 179 games during his NFL career with the Kansas City Chiefs (1968-1974), Houston Oilers (1974-1980) and Detroit Lions (1980-81). He was considered the prototypical nose tackle and helped pioneer the 3-4 defense. Hailing from Arizona State, where he was an All-American in both football and wrestling, Culp was selected in the second round of the 1968 NFL Draft by the Denver Broncos, who intended to use him as an offensive guard. However, his brief stint in Denver ended when he was traded to the Chiefs, who inserted him permanently on the defensive side. In 1969, the Chiefs won Super Bowl IV, and Culp was an instrumental member of one of the league's top defenses. He helped the Chiefs defeat the Oakland Raiders in the AFL Championship Game and the Minnesota Vikings in the Super Bowl. In 1974, during his seventh campaign in Kansas City, Culp was traded to the Oilers along with a first-round draft pick (used to select Robert Brazile) in exchange for John Matuszak. The move paid almost immediate dividends for the Oilers, who previously suffered through 1-13 records in both 1972 and 1973. In 1975, Culp's first full season in Houston, he helped the Oilers to a record of 10-4, the first winning mark for the club in eight years. With Culp anchoring the defense, the Oilers finished with the AFC's top-ranked run defense (third in the NFL). Individually, Culp produced arguably the finest season of his career, recording 11.5 sacks and earning NFL Defensive Player honors by the Newspaper Enterprise Association. Culp continued as a leader of the Oilers defense that culminated in back-to-back appearances in the AFC championship games in 1978 and 1979. He was named to one AFL All-Star Game and five Pro Bowls during his career. Culp also was picked as a first-team All-Pro in 1975 and a second-team selection in 1971, 1977, 1978, and 1979. He was selected first- or second-team All-AFC five times. "Curley Culp was perhaps the strongest man I ever lined up against," said Raiders Hall of Fame center Jim Otto. Culp used his strong wrestling background to create havoc for opposing guards and centers. He was the 1968 NCAA heavyweight wrestling champion and was named to the U.S. Olympic wrestling team that year. Culp joined a 2013 Hall of Fame class

that included offensive linemen Larry Allen and Jonathan Ogden, wide receiver Cris Carter, coach Bill Parcells, linebacker Dave Robinson and defensive lineman Warren Sapp.

ROBERT BRAZILE

LINEBACKER • 6'4" • 241 lbs • COLLEGE: JACKSON STATE
NFL SEASONS: 10 • YEARS WITH OILERS: 10 (1975-84)
HOMETOWN: MOBILE, ALA. • BORN: FEB. 7, 1953
GAMES PLAYED: 147 • HALL OF FAME INDUCTION: 2018

Robert Brazile was voted into the Pro Football Hall of Fame in 2018. As a rookie in 1975, he made an instant impact as he helped Houston notch the franchise's first winning season in eight years with a 10-4 record. He went on to win Defensive Rookie of the Year in 1975. With his speed, strength, tackling and coverage ability, Brazile helped revolutionize the outside linebacker position in a 3-4 defense. Nicknamed 'Dr. Doom,' Brazile started all 147 regular season games during his career and made seven postseason starts, including back-to-back AFC Championship Games (1978-79). He recorded nine tackles and one fumble recovery in the 1978 AFC Championship game. He was elected to seven career Pro Bowls and named All-Pro for five consecutive seasons (1976-80). Brazile registered a career-best 185 tackles in 1978 on his way to helping the Oilers secure three consecutive 10-win seasons and three consecutive playoff berths (1987-80). His career statistics include 13 interceptions, 14 fumble recoveries and 6.5 sacks in both 1976 and 1980. Brazile was named to the NFL's All-Decade Team of the 1970s.

KEVIN MAWAE

CENTER • 6'4" • 289 lbs • COLLEGE: LOUISIANA STATE
NFL SEASONS: 16 • YEARS WITH TITANS: 4 (2005-09)
HOMETOWN: LEEVILLE, LA. • BORN: JAN. 23, 1971
GAMES PLAYED: 241 • HALL OF FAME INDUCTION: 2019

Kevin Mawae was elected to the Pro Football Hall of Fame Class of 2019 and became the first established Titan without connections to the Houston Oilers to receive the honor. He played four seasons (2006-09) in Tennessee. Mawae entered the NFL as a second-round pick of the Seattle Seahawks in the 1994 NFL Draft. He began his career at right guard before being moved to center at the start of the 1996 season and remained at that position for the rest of his NFL career. After four seasons (1994-97) in the Northwest, the Louisiana State product signed a free agent deal with the New York Jets in 1998. In his first season in New York, Mawae helped running back Curtis Martin rush for a Jets franchise record eight 100-yard rushing games en route to 1,287-yard season. In 1999, he was named to his first of eight Pro Bowls and paved the way for Martin's then franchise-record 1,464 rushing yards. The 6-foot-4-inch, 289-pounder played in an astounding 177 consecutive games before a serious triceps injury ended his 2005 campaign after six games. Mawae signed a free agent deal with the Titans in 2006. In his first season with Tennessee, he made an immediate impact and was a part of an offense that ranked third in the AFC and fifth in the NFL in rushing with 2,214 yards. Three seasons later, he helped Chris Johnson amass a franchise-best 2,006 rushing yards, becoming just the sixth player all-time to accomplish the feat. In 241 career games over 16 seasons, Mawae was extremely durable and known for his toughness in the trenches. He was a first-team, all-decade center for the 2000s and blocked for a 1,000-yard rusher in 13 of his 16 seasons. Running backs Chris Warren (1,545 yards in 1994), Martin (1,697 in 2004), LenDale White (1,110 in 2007) and Johnson (2,006 in 2009) had the highest season rushing totals of their careers with Mawae on the line. He played 90 games in which there was a 100-yard rusher, the most by any offensive lineman in NFL history.

RETIRED JERSEY NUMBERS

In the history of the Oilers/Titans franchise, only eight players have had the distinction of having their jersey number retired — **Jim Norton** (No. 43), **Elvin Bethea** (No. 65), **Earl Campbell** (No. 34), **Mike Munchak** (No. 63), **Bruce Matthews** (No. 74), **Warren Moon** (No. 1), **Eddie George** (No. 27) and **Steve McNair** (No. 9).

43

Jim Norton played nine seasons for the Oilers (1960-68) as a safety and as a punter, establishing team records at both positions. As a rookie from the University of Idaho, Norton was a member of the Oilers' 1960 AFL Championship team. A four-time league all-star, he holds the club record for most interceptions in a career with 45. Also an accomplished punter, Norton was tops in club history with 519 career punts for a 42.3-yard career average and a long kick of 79 yards (11/22/64 vs. Kansas City).

65

Elvin Bethea joined the Oilers in 1968 after an outstanding career at North Carolina A&T. He started at defensive end in the 1968 season opener and didn't miss a game until breaking his arm in November 1977. That streak of 135 consecutive games played stands third in team history. An eight-time Pro Bowler (1970, 1972-76, 1978-80), Bethea ranks second for most seasons played (16, 1968-83), while his 210 games played (1968-83) also stands second behind Bruce Matthews. Bethea led the team

in sacks six times, including a career-best mark of 17 in 1973. The Oilers honored him with an "Elvin Bethea Appreciation Night" on Aug. 4, 1983. He became the sixth player in franchise history to be inducted into the Pro Football Hall of Fame on Aug. 3, 2003.

34

Earl Campbell, the franchise's second leading rusher and a member of the Pro Football Hall of Fame, was honored by having his number retired at ceremonies on Aug. 13, 1987. He set a single-season club record with a league-leading 1,450 yards his rookie season. Campbell followed that performance with 1,697 yards in 1979 and an astounding 1,934 yards in 1980. Both those totals led the NFL and the latter was second only to O.J. Simpson's 2,003 yards in 1973. Campbell was selected to five

Pro Bowls (1978-81, 1983) and retired as the NFL's seventh all-time leading rusher (9,407). He ranks second in franchise history in career rushing yards (8,574) and attempts (1,979), first in touchdown runs (73) and first in most consecutive games with a rushing touchdown (5).

63

Mike Munchak joined the Oilers as a first-round draft pick in 1982 out of Penn State. He was the first offensive lineman selected in the draft and the eighth overall selection. Munchak won the starting left guard position as a rookie and went on to play in 12 campaigns (1982-93) and 159 games (156 starts) for the Oilers. He is tied for third on the team's all-time list for seasons played and ranks fifth in games played. Munchak became a fixture on an offensive line that helped the Oilers to seven consecutive

playoff appearances (1987-93). One of the premier guards in the National Football League, Munchak was selected to NFL's "Team of the Decade" for the 1980s and was chosen in 1989 to Oilers' 30th Anniversary "Dream Team." He ranks second in club annals with nine Pro Bowl selections, seven as a starter. Munchak announced his retirement on July 21, 1994, and on the same day, K.S. "Bud" Adams, Jr., announced that jersey No. 63 would be retired on "Mike Munchak Appreciation Day" on Nov. 6, 1994.

74

Bruce Matthews played in more games (296) than any non-kicker in NFL history. Longevity and durability were his hallmark. And that, coupled with his unparalleled play, in which he tied a league record with 14 Pro Bowl selections (tied with Merlin Olsen) and earned All-Pro honors six times, made him one of the all-time greats. He rose to the challenges presented to him in playing every position on the offensive line during his NFL career (87 at center, 99 at left guard, 67 at right guard, 22 at right tackle, and 17 at left tackle). His number was retired during a halftime ceremony in Nashville on Dec. 8, 2002.

1

Warren Moon, the fourth leading passer in NFL history at the time his number was retired, played 10 years (1984-93) with the organization and holds the franchise records for passing yards (33,685) and touchdowns (196), while leading the Oilers to seven consecutive playoff appearances from 1987-93. Moon's finest season came in 1990, throwing for 4,689 yards (363-for-584) and 33 touchdowns in only 15 games and becoming the third player in NFL history to produce consecutive 4,000-yard passing seasons. He earned AP NFL Offensive Player of the Year for his efforts and his third Pro Bowl berth. His jersey was retired in a halftime ceremony in Nashville on Oct. 1, 2006.

27

Eddie George became the organization's all-time leading rusher as well as its all-time scrimmage yards leader in eight seasons with the team. His 10,009 rushing yards from 1996–2003 ranked second in the NFL (Curtis Martin), while his 12,153 scrimmage yards in the same time frame were third (Marshall Faulk, Martin). His accolades included four Pro Bowl selections (1997–2000), AP All-Pro honors (2000) and the AP Rookie of the Year Award (1996). George also set franchise standards for career rushing attempts (2,733), career touchdowns (74), 1,000-yard rushing seasons (seven), seasons as the team's leading rusher (eight) and career playoff rushing yards (776). During his time with the Titans he amassed 36 100-yard rushing performances (second to Earl Campbell's 39), resulting in a 30-6 record in those contests. He established an NFL mark with 130 consecutive starts by a running back to begin a career—a total which ranked second in NFL history for consecutive starts by a running back at any point. His jersey was retired in a halftime ceremony in Nashville on Sept. 15, 2019.

9

Steve McNair played 11 seasons with the organization (1995–2005), becoming its second all-time leading passer (27,141 yards) and recording the most wins as a starting quarterback (76). At the time his jersey was retired, he trailed only Warren Moon on the franchise's all-time passing yards list and also ranked second for the organization in completions (2,305), completion percentage (59.5) and passer rating (83.3). He ranked third in touchdown passes (156). His 3,439 rushing yards and 36 touchdown runs were the most in team history by a quarterback. McNair earned three of his four career Pro Bowl berths with the Titans (2000, 2003 and 2005), and in 2003, he shared Associated Press NFL Most Valuable Player honors with Peyton Manning after leading the league with a 100.4 rating. He became the first African-American quarterback to win MVP honors. McNair was the third player in the history of the NFL to pass for 30,000 yards and rushed for 3,500 yards, along with Fran Tarkenton and Steve Young. Only Brett Favre and Manning started more combined NFL regular season and postseason games than McNair (134) from the time he became a full-time starter in 1997 through 2005. He was selected with the third overall draft pick in 1995. His jersey was retired in a halftime ceremony in Nashville on Sept. 15, 2019.

TITANS/OILERS HALL OF FAME

In recognition of the 40th season of the Houston Oilers/Tennessee Titans organization in 1999, the team's late owner K.S. "Bud" Adams, Jr. created an official team Hall of Fame, featuring players and staff from the past, while creating a special place for Titans stars of the future to be recognized. To date, 14 individuals have been named to the franchise's Hall of Fame:

| NAME | POSITION | YEARS WITH FRANCHISE | INDUCTED |
|-----------------------|--------------------|----------------------|---------------|
| K.S. "Bud" Adams, Jr. | Team Owner/Founder | 1959-2013 | Sept. 7, 2008 |
| Elvin Bethea | Defensive End | 1968-83 | Dec. 9, 1999 |
| George Blanda | Quarterback/Kicker | 1960-66 | Dec. 9, 1999 |
| Robert Brazile | Linebacker | 1975-84 | Oct. 14, 2018 |
| Earl Campbell | Running Back | 1978-84 | Dec. 9, 1999 |
| Eddie George | Running Back | 1996-2003 | Oct. 27, 2008 |
| Mike Holovak | General Manager | 1981-99 | Dec. 9, 1999 |
| Ken Houston | Safety | 1967-72 | Dec. 9, 1999 |
| Bruce Matthews | Offensive Lineman | 1983-2002 | Dec. 8, 2002 |
| Steve McNair | Quarterback | 1995-2005 | Oct. 27, 2008 |
| Warren Moon | Quarterback | 1984-93 | Oct. 1, 2006 |
| Mike Munchak | Guard | 1982-93 | Dec. 9, 1999 |
| Jim Norton | Safety/Punter | 1960-68 | Dec. 9, 1999 |
| Frank Wycheck | Tight End | 1995-2003 | Oct. 27, 2008 |

HISTORICAL HIGHLIGHTS, 1995-PRESENT

1995

January 5 – Oilers announce that Jeff Fisher will remain as head coach, officially becoming the 15th head coach in franchise history.

April 22 – With the third overall choice in the draft, Houston selects Alcorn State QB Steve McNair.

August 11 – Tennessee newspaper reports that Nashville Mayor Phil Bredesen is meeting with Oiler officials. Nashville is willing to build new stadium if it will attract a professional team. K.S. "Bud" Adams, Jr. and Bredesen execute an agreement that gives the City of Nashville a 70-day exclusive negotiating period with the Houston Oilers to build a stadium and relocate the team.

November 16 – K.S. "Bud" Adams, Jr. and Nashville Mayor Phil Bredesen sign a relocation agreement to move the Oilers to Tennessee.

1996

April 20 – After trading down in the first round (from 9th to 17th) to acquire extra picks from Oakland, General Manager Floyd Reese and Head Coach Jeff Fisher execute a trade with the Seattle Seahawks to move back up to the 14th spot in the 1996 draft to select Heisman Trophy winner Eddie George from Ohio State. Sent to the Seahawks in the trade was DT Glenn Montgomery.

April 30 – The National Football League approves the team's relocation to Nashville in a special owners' meeting held in Atlanta, Ga.

May 7 – Voters of Davidson County in Nashville, Tenn., overwhelmingly approve a referendum held to decide on the use of public funding for a new downtown stadium.

October 20 – With a 22-yard field goal, K Al Del Greco sets the club record for most career field goals, surpassing K Tony Zendejas (117).

November 17 – In a clash with the Miami Dolphins, G Bruce Matthews becomes the Oilers' all-time leader in games played with his 211th contest, breaking Elvin Bethea's mark of 210. Matthews would go on to also set the team marks for most consecutive games played and started.

December 15 – Oilers play their final game in Houston with a 21-13 loss to the Cincinnati Bengals in the Astrodome.

December 22 – RB Eddie George finishes the 1996 season with 1,368 yards rushing en route to Rookie of the Year accolades. In addition, George's ground totals were only 82 yards shy of RB Earl Campbell's rookie record of 1,450. On this day, George would also help the Oilers to a 24-21 win over the Baltimore Ravens for a franchise-best 6-2 road record.

1997

May 3 – City of Nashville holds ground-breaking ceremonies for the team's downtown stadium.

May 8 – After formulating an agreement earlier with Harris County

(Houston), K.S. "Bud" Adams, Jr. and Astrodome USA owner Drayton McLane, Jr. reach a settlement for the final year of Oilers' lease at the Astrodome. Under appointed mediator Alice Oliver Parrott, the two sides clear the biggest step in the team's ability to play games in Tennessee for the 1997 season.

June 5 – Oilers reach agreement with Memphis Sports Authority, clearing the way for the team to play its games in the Liberty Bowl.

June 12 – Oilers hold press conference in Nashville to formally announce the club's intention to play the 1997 season in Tennessee, and introduce an inaugural patch and logo which merges the Oilers traditional "Oil derrick" with the Tennessee state flag.

July 18 – Oilers players report to Tennessee State University for their first training camp in the state of Tennessee. Also, Oilers sign DE Kenny Holmes, 1997 first-round selection, to a four-year contract.

August 2 – Oilers play first preseason game of 1997 season at Liberty Bowl in Memphis, falling to the New Orleans Saints 21-12.

August 9 – Oilers play their first ever game at Vanderbilt Stadium, an 18-12 preseason loss to the Washington Redskins.

August 15 – Oilers move into their temporary training facility in Bellevue.

August 31 – Oilers open their inaugural season in the state of Tennessee with a 24-21 overtime win over the Oakland Raiders at Liberty Bowl. RB Eddie George ties Billy Cannon's franchise record for rushing yards in a game with 216 yards on 35 carries. With the game-winning field goal in overtime, K Al Del Greco becomes the Oilers all-time points leader, surpassing George Blanda's total of 596 points.

1998

February 24 – Oilers reach agreement with Shelby County Sports Authority and Memphis Park Commission to be released from the final year of their lease at the Liberty Bowl.

March 4 – Oilers and Vanderbilt University reach tentative agreement for the Oilers to play at Vanderbilt Stadium for the 1998 season.

April 16 – A tornado rips through Nashville, damaging three cranes and 10 portable trailers at the Oilers East Bank Stadium construction site.

April 23 – Oilers finalize deal to play at Vanderbilt Stadium for the 1998 season.

May 15 – Oilers finalize deal to acquire land in MetroCenter for a permanent practice facility to be finished in the summer of 1999.

May 28 – Oilers reach agreement with Tennessee State University to hold the Oilers 1998 Training Camp on TSU's campus. It marks the first time in club history that the Oilers have had consecutive training camps outside the state of Texas.

July 29 – Owner K.S. "Bud" Adams, Jr., listens to the Tennessee fans and announces that he will change the name of the team. An advisory

HISTORICAL HIGHLIGHTS, 1995-PRESENT

council is later formed to research names and a "Guess the Name" contest is introduced to fans to gain additional feedback.

Oct. 18 – Oilers win first home game in Nashville, a 44-14 victory over Cincinnati.

Sept. 12 – Oilers play first regular season home game in Nashville vs. San Diego Chargers.

Nov. 14 – Oilers owner K.S. "Bud" Adams, Jr., announces that the Oilers will become the "Tennessee Titans" beginning in 1999. "We wanted a new nickname to reflect strength, leadership and other heroic qualities," Adams said.

Dec. 22 – Oilers owner K.S. "Bud" Adams, Jr., unveils new Tennessee Titans logo and colors, featuring the fire of the Titans and exemplifying power, strength, knowledge and excellence. "I feel we have developed a logo that fans throughout the state of Tennessee and around the country will embrace for years to come," Adams said.

Dec. 26 – Oilers era comes to end against Minnesota Vikings.

1999

April 13 – Titans unveil new uniforms and helmets before packed crowd at the new stadium.

April 17 – Titans make Florida DE Jevon Kearse their first selection in the 1999 NFL Draft.

July 8 – Adelphia Coliseum name and logo are unveiled at a downtown ceremony.

August 15 – The Tennessee franchise plays its first preseason game under the name Titans, a 22-20 loss at Kansas City. The game is the first in franchise history played in a uniform other than the Oilers.

August 27 – Titans defeat Atlanta, 17-3, in the first preseason game at Adelphia Coliseum.

September 2 – Owner K.S. "Bud" Adams, Jr. and his wife, Nancy, announce the creation of the Tennessee Titans Foundation, an organization established to serve the charitable interests of the state of Tennessee by providing financial support and other resources to non-profit organizations, enriching and strengthening communities throughout the state. Adams donates \$500,000 to start the foundation.

September 12 – Al Del Greco kicks a 33-yard field goal to lift the Titans to a 36-35 win over Cincinnati in the first regular season game and victory at Adelphia Coliseum. The win, in front of 65,272 fans, is the team's first as the Titans, and quarterback Steve McNair passes for a career-high 341 yards in the victory.

December 19 – Tennessee clinches the franchise's first playoff berth since 1993 with a 30-17 win over Atlanta at Adelphia Coliseum.

December 26 – Tennessee defeats Jacksonville for the fourth consecutive time, a 41-14 victory. The win completes the first unbeaten home regular season in club history.

2000

January 8 – In a play known as the "Music City Miracle," Kevin Dyson returns a Frank Wycheck lateral on a kickoff return 75 yards for a touchdown, lifting the Titans to a 22-16 victory in the AFC Wild Card playoff game over the Buffalo Bills. The improbable play, which occurred with just 16 seconds remaining in the game, gives the franchise its first playoff win in Tennessee in addition to its first since 1993.

January 16 – Eddie George rushes for 162 yards, including a 68-yard touchdown run, as the Titans defeat the Indianapolis Colts, 19-16, in an AFC Divisional Playoff game at the RCA Dome.

January 23 – The Titans beat Jacksonville in the AFC Championship Game, using 23 second-half points en route to a 33-14 win at Alltel Stadium in Jacksonville. Steve McNair runs for two touchdowns and Derrick Mason returns a kickoff 80 yards in the win. The win sends Tennessee to its first Super Bowl in franchise history and its first AFC/AFL Championship since 1961.



January 30 – The Titans fall short in their quest to win Super Bowl XXXIV, as Kevin Dyson is stopped one yard short of the end zone on the final play of the game in a 23-16 St. Louis Rams victory.

August 14 – The Titans host Monday Night Football for the first time since moving to Tennessee. A sell-out crowd of 68,072 at Adelphia Coliseum watch the Titans defeat St. Louis, 30-3, in a preseason Super Bowl XXXIV rematch.

October 16 – The Titans host their first regular season Monday Night Football game at Adelphia Coliseum, a 27-13 victory over the Jacksonville Jaguars.

December 14 – S Blaine Bishop, RB Eddie George, T Brad Hopkins, DE Jevon Kearse, KR Derrick Mason, G Bruce Matthews, CB Samari Rolle and TE Frank Wycheck are named to the AFC team for the Pro Bowl. QB Steve McNair is added as an alternate, giving the Titans nine players on the Pro Bowl roster, the most for the franchise since nine players were selected in 1992.

December 25 – The Titans clinch the AFC Central Division Championship with a 31-0 victory against the Dallas Cowboys, earning a 13-3 record for the second-consecutive season and home-field advantage throughout the playoffs. The defensive unit finishes the season ranked first overall in the NFL.

2001

March 28 – The Titans agree to trade their first pick (29th overall) in the 2001 NFL Draft to the St. Louis Rams for defensive end Kevin Carter.

May 22 – The NFL announces its plans to realign divisions beginning in 2002, placing the Titans in the new AFC South with the Jacksonville Jaguars, Indianapolis Colts and expansion Houston Texans.

August 4 – Mike Munchak, Titans offensive line coach and former Houston Oilers guard, is inducted in the Pro Football Hall of Fame after being selected for enshrinement on Jan. 27.

October 7 – Starting at center in Baltimore, Bruce Matthews plays in his 283rd NFL game and surpasses Jim Marshall for first place on league's all-time list for games played among non-kickers.

2002

January 2 – Bruce Matthews is named to his 14th consecutive Pro Bowl, tying him with Merlin Olsen for the most Pro Bowl selections in league history.

July 15 – Offensive lineman Bruce Matthews officially announces his NFL retirement from the offices of Titans owner K.S. "Bud" Adams, Jr., in Houston, Tex.

December 1 – RB Eddie George becomes franchise's all-time leading rusher, passing Earl Campbell, in victory at New York Giants.

December 22 – Titans clinch inaugural AFC South Division with 28-10 victory at Jacksonville.

December 29 – Titans go undefeated in inaugural AFC South division with 13-3 victory at Houston, securing a first-round bye in playoffs. The Titans become NFL's third team to advance to playoffs after starting their season 1-4.

2003

January 11 – Titans defeat Steelers 34-31 in AFC Divisional Playoff Game.

January 19 – Titans play in franchise's fourth AFC Championship Game, but fall short at Oakland, 41-24.

December 7 – Frank Wycheck becomes the fourth tight end in NFL history to record 500 career receptions in Tennessee's 29-27 loss at home to Indianapolis.

December 28 – Recently re-signed QB Neil O'Donnell starts following injuries to Steve McNair and Billy Volek. He throws for 232 yards and a pair of touchdowns in Tennessee's season-ending 33-13 victory over the Buccaneers. It marked O'Donnell's last NFL game, as he would announce his retirement following the season. Eddie George becomes the 17th running back in NFL history to record 10,000 rushing yards in the team's victory over the Bucs. George rushes for 87 yards to push him over the 1,000-yard rushing mark for the seventh time in his eight NFL seasons. It marked the final regular season game and the final home game for George as a Titan.

HISTORICAL HIGHLIGHTS, 1995-PRESENT

2004

January 2 – QB Steve McNair named NFL's co-MVP along with Colts QB Peyton Manning. Each player receives 16 votes from a national panel of 50 journalists.

January 3 – Titans defeat Ravens 20-17 in AFC Wild Card Playoff Game in Baltimore.

January 10 – Titans fall at New England in AFC Divisional Playoff Game, the coldest playoff game in franchise history (four degrees, minus 10 wind chill).

January 23 – TE Frank Wycheck announces his retirement from the NFL after 11 seasons in the league.

July 22 – Titans release RB Eddie George.

September 11 – The Titans season opener at Miami is played on Saturday instead of Sunday due to impending Hurricane Ivan. Titans running back Chris Brown rushes for 100 yards in his first NFL start en route to the team's 17-7 victory.

October 11 – On Monday Night Football, Steve McNair quarterbacks the Titans to a 48-27 victory over Green Bay to give him 71 career wins as a starter, surpassing Warren Moon's previous franchise record of 70 victories. The 48 points set a Lambeau Field record for a visiting team.

2005

February 21 – Titans part ways with six veterans – K Joe Nedney, DE Kevin Carter, CB Samari Rolle, RB/FB Robert Holcombe, T Fred Miller and WR Derrick Mason – due to salary cap concerns.

May 6 – Titans owner K.S. "Bud" Adams, Jr. pledges \$600,000 over three years for scholarship program that provides money for college for one student-athlete from every high school in Tennessee.

September 6 – Through his foundation, quarterback Steve McNair organizes a relief drive for victims of Hurricane Katrina. Titans fans respond in droves, arriving at LP Field to fill over 20 tractor trailers worth of goods to be sent to the Gulf Coast region.

September 18 – Titans General Manager Floyd Reese becomes the first GM in team history to record 100 wins as the Titans defeat the Ravens by a score of 25-10.

October 9 – Head Coach Jeff Fisher becomes the 34th coach in NFL history and the first in franchise history to notch 100 wins as the Titans win at Houston by a score of 34-20. Also in the game, quarterback Steve McNair became the 49th player in NFL history and second player in franchise history to reach 25,000 career passing yards.

2006

February 24 – K.S. "Bud" Adams, Jr. is inducted into the Tennessee Sports Hall of Fame.

June 6 – Titans and Louisiana Pacific Corporation reach an agreement on a new naming rights sponsorship that calls for the team's home stadium to be named LP Field. LP obtains the naming rights for 10 years.

June 9 – Titans trade quarterback Steve McNair to the Baltimore Ravens in exchange for a fourth-round draft choice in 2007.

June 14 – Offensive tackle Brad Hopkins announces his retirement from the NFL. Hopkins retires after playing in 194 games, the third-most in franchise history at the time (Matthews, Bethea). His 188 starts were the second-most in team history for an offensive lineman (Matthews).

August 5 – Former Houston Oilers QB Warren Moon is inducted into the Pro Football Hall of Fame.

November 26 – Trailing 21-0 entering the fourth quarter, Vince Young leads the Titans to 24 unanswered points, posting the largest comeback by a rookie QB in NFL history. Rob Bironas' 49-yard field goal caps the stunning victory over the Giants at LP Field.

December 3 – Rob Bironas kicks franchise-long 60-yard field goal to beat the Colts, 20-17, at LP Field. The 60-yarder tied Steve Cox and Morten Andersen for the fourth-longest field goal in NFL history.

2007

January 3 – Vince Young named the Associated Press Offensive Rookie of the Year.

January 5 – After 13 seasons at the helm, Floyd Reese resigns as general manager of the Titans.

February 1 – Vince Young named Diet Pepsi NFL Rookie of the Year.

February 12 – Titans name former Oilers safety Mike Reinfeldt the team's new general manager.

August 4 – Bruce Matthews inducted into Pro Football Hall of Fame. He becomes the first franchise player that wore the Titans uniform to be inducted to the Hall of Fame.

September 24 – Keith Bulluck intercepts a career-high three passes as the Titans cruise to a 31-14 victory at New Orleans on Monday Night Football.

October 21 – Rob Bironas kicks an NFL-record eight field goals, including a game-winning 29-yarder, as the Titans defeat the Houston Texans 38-36 at Reliant Stadium.

December 30 – Titans win last three regular season games, including a 16-10 victory at Indianapolis in the season finale to clinch the AFC's final playoff spot and the team's first postseason berth since 2003.

2008

March 27 – Veteran guard Benji Olson announces retirement after 10 NFL seasons.

April 17 – Titans hold press conference honoring retirement of former franchise QB Steve McNair.

April 26 – Titans select East Carolina RB Chris Johnson with first pick (24th overall) in NFL Draft.

September 7 – On the same day Titans owner K.S. "Bud" Adams, Jr. is added to the Titans/Oilers Hall of Fame, he unveils a Titans/Oilers Ring of Honor at LP Field during the season opener against Jacksonville. The initial members of the Ring of Honor include Adams, Elvin Bethea, George Blanda, Earl Campbell, Mike Holovak, Ken Houston, Mike Munchak, Jim Norton, Warren Moon and Bruce Matthews.

September 21 – Cornerback Cortland Finnegan sets a club record with a 99-yard INT return for a TD in a win against the Houston Texans.

October 19 – In a 34-10 victory at Kansas City, the Titans set a franchise rushing record with 332 rushing yards, including 168 yards by Chris Johnson and 149 yards by LenDale White.

October 27 – At halftime of a Monday night game against the Colts at LP Field, the Titans induct Steve McNair, Eddie George and Frank Wycheck to the Titans/Oilers Hall of Fame and the Ring of Honor.

November 16 – With a 24-14 win at Jacksonville, the Titans win their 10th consecutive game to open the 2008 season and their 13th consecutive regular season game dating back to the last three regular season games of 2007.

December 7 – The Titans clinch the AFC South title with a 28-9 victory over the Cleveland Browns at LP Field. It is the ninth division crown in club history.

December 31 – The Titans defeat the Pittsburgh Steelers 31-14 to secure home-field advantage throughout the AFC Playoffs and tie the franchise record for most regular season wins (13).

2009

February 1 – Nancy Adams, co-owner, vice chairman of the board and wife of K.S. "Bud" Adams, Jr., passes away in Houston at the age of 84.

March 2 – The Titans sign unrestricted free agent wide receiver Nate Washington from the Pittsburgh Steelers.

July 4 – Former Titans quarterback Steve McNair is shot and killed in Nashville.

July 8-9 – The Titans open LP Field to the public for fans to pay their respects to Steve McNair. On July 9, a memorial service is held at Mt. Zion Baptist Church in Whites Creek, Tenn.

July 11 – After a funeral service at Reed Green Coliseum in Hattiesburg, Miss., Steve McNair's body is laid to rest at Griffith Cemetery, approximately 20 miles from his home in Mt. Olive, Miss.

August 3 – The Titans celebrate the 50th anniversary (Aug. 3, 1959) of K.S. "Bud" Adams, Jr.'s announcement of Houston's entry in the American Football League.

August 6 – The Titans announce that they will wear a "9" helmet sticker during the season to honor the late Steve McNair. The sticker appears on the back of the helmet and remains in place throughout the entire 2009 season.

November 1 – At LP Field, Chris Johnson rushes for 228 yards in a victory

HISTORICAL HIGHLIGHTS, 1995-PRESENT

over the Jacksonville Jaguars to set a new franchise single-game rushing record.

November 29 – Quarterback Vince Young leads a 99-yard drive in the final minutes of a game against the Arizona Cardinals to give the Titans a 20-17 win at LP Field. Young connects with rookie wide receiver Kenny Britt on a 10-yard touchdown pass as time expires.

2010

January 3 – With a 134-yard rushing performance in the season finale at Seattle, running back Chris Johnson becomes the sixth player in NFL history to reach 2,000 rushing yards in a season. Totalling 2,006 yards on 358 carries, he joined Eric Dickerson, Jamal Lewis, Barry Sanders, Terrell Davis and O.J. Simpson as the only players to accomplish the feat. He also set a new team single-season rushing record (Earl Campbell), and he became the NFL's new single-season leader in total yards from scrimmage (2,509), surpassing Marshall Faulk's former record. The Titans defeat the Seahawks 17-13.



January 13 – Running back Chris Johnson is named Associated Press NFL Offensive Player of the Year.

February 18 – The Titans' all-time leading punter, Craig Hentrich, announces his NFL retirement.

April 22 – The Titans select Georgia Tech defensive end Derrick Morgan with the 16th overall pick in the NFL Draft.

2011

January 28 – The Titans and head coach Jeff Fisher agree to part ways.

February 7 – The Titans name Mike Munchak the 16th head coach in franchise history.

March 4 – The Collective Bargaining Agreement between the NFL and the Players Association expires.

March 11 – NFL players are locked out of team facilities due to the collective bargaining stalemate between the clubs and NFL Players Association.

July 25 – The lockout ends after a new CBA is reached.

July 29 – On the day players report to training camp, the Titans sign unrestricted free agent quarterback Matt Hasselbeck. In total, within a week of the lockout ending, the Titans sign contracts with nine draft choices, 14 rookie free agents, three restricted free agents and eight unrestricted free agents.

October 19 – The Titans and Nashville Mayor Karl Dean announce proposed renovation plans for LP Field, including much larger and sharper video screens, a greatly enhanced sound system, elevators to provide service for upper deck seat holders, and general improvements to LP Field infrastructure. The team announces that the improvements would not require new revenues, but instead will be covered by user fees already being collected.

2012

January 1 – With a 23-22 victory in the season finale at Houston, the franchise records its 400th all-time win in the regular season and playoffs, all under the ownership of K.S. "Bud" Adams, Jr.

January 18 – The Titans elevate Mike Reinfeldt to senior executive vice president/chief operating officer and Ruston Webster to executive vice president/general manager.

February 4 – Titans Owner K.S. "Bud" Adams, Jr. is named the first winner of the NFL's Salute To Service Award. Adams is recognized at the NFL Honors event for his outstanding efforts in supporting U.S. service members and veterans.

August 3 – Former Titans linebacker Keith Bulluck announces his retirement from the NFL during a press conference at Baptist Sports Park.

December 17 – In a 14-10 victory over the New York Jets on *Monday Night Football*, Chris Johnson sets a franchise record with a 94-yard touchdown run.

2013

February 2 – Former Oilers defensive tackle Curley Culp is selected for enshrinement in the Pro Football Hall of Fame.

March 14 – The Titans sign tight end Delanie Walker as an unrestricted free agent from the San Francisco 49ers.

October 18 – Former Oilers head coach Bum Phillips passes away.

October 21 – At his home in Houston, Titans Founder, Owner, Chairman of the Board, President and CEO K.S. "Bud" Adams, Jr. passes away from natural causes at the age of 90. Called a "pioneer and innovator" by NFL Commissioner Roger Goodell upon his death, Adams was in his 54th year leading the organization.

October 28 – K.S. "Bud" Adams, Jr. is entombed at Forest Park Westheimer Cemetery in Houston.

2014

January 4 – The Titans and head coach Mike Munchak agree to part ways.

January 13 – San Diego Chargers offensive coordinator and former Arizona Cardinals head coach Ken Whisenhunt is hired as the 17th head coach in Titans/Oilers history.

May 8 – The Titans select Michigan tackle Taylor Lewan with the 11th overall pick in the 2014 NFL Draft.

2015

March 20 – President and CEO Tommy Smith announces he is retiring from that role. The Titans begin the search process for a new team CEO/president and install Steve Underwood as interim president.

April 30 – The Titans select Oregon quarterback Marcus Mariota with the second overall pick in the 2015 NFL Draft.

June 25 – The Titans and Nissan announce a 20-year agreement to rename the team's home venue Nissan Stadium.

September 1 – Following a bout with cancer, 85-year-old Titans scout C.O. Brocato dies. Brocato spent 40 years with the organization after joining the club in 1975.

September 13 – Quarterback Marcus Mariota makes his regular season debut, completing 13 of 15 passes for 209 yards with four touchdowns and no interceptions (158.3 passer rating). He becomes the second rookie in NFL history to throw four touchdown passes in a season opener, joining Fran Tarkenton (1961).

November 3 – The Titans relieve head coach Ken Whisenhunt of his duties and name assistant head coach/tight ends Mike Mularkey as interim head coach for the remainder of the season.

2016

January 4 – The Titans relieve general manager Ruston Webster of his duties. Steve Underwood is named as the team's president and chief executive officer on a permanent basis, with the interim tag removed from his title.

January 14 – The Titans hire Tampa Bay Buccaneers director of player personnel Jon Robinson as general manager.

January 16 – Mike Mularkey is named as the 18th head coach in franchise history, taking over the role after serving the final nine games of 2015 as the interim head coach.

April 14 – Two weeks prior to the 2016 NFL Draft, the Titans trade the first overall pick to the Los Angeles Rams. The Titans also deal a fourth-round pick and a sixth-round pick in the deal. In exchange, the Titans receive

HISTORICAL HIGHLIGHTS, 1995-PRESENT

a first-round pick (15th overall), a pair of second-round picks and a third-round pick in 2016, plus the Rams' 2017 first- and third-rounders.

2017

January 5 – Jon Robinson is promoted to executive vice president/general manager.

April 27 – The Titans select wide receiver Corey Davis (fifth overall) and cornerback Adoree' Jackson (18th overall) in the first round of the 2017 NFL Draft, marking the first time the team makes two picks in the first round since 1987.

December 19 – Defensive tackle Jurrell Casey, punter Brett Kern and tackle Taylor Lewan are named to the Pro Bowl. Safety Kevin Byard, special teamer Brynden Trawick and tight end Delanie Walker are later named to the squad, giving the Titans five or more Pro Bowl selections in consecutive seasons.

December 31 – The Titans clinch their 22nd playoff berth in franchise history with a 15-10 victory over the Jacksonville Jaguars in the regular season finale at Nissan Stadium.

2018

January 6 – The Titans open the NFL postseason with a 22-21 win over the Kansas City Chiefs at Arrowhead Stadium, giving the franchise its first postseason win since Jan. 3, 2004. After the Titans trailed 21-3 at the start of the second half, their victory tied for the second-largest comeback by a road team in NFL playoff history.

January 15 – The Titans and head coach Mike Mularkey agree to part ways.

January 20 – Houston Texans defensive coordinator Mike Vrabel is hired as the 19th head coach in Titans/Oilers history.

February 3 – Former Oilers outside linebacker Robert Brazile is elected to the Pro Football Hall of Fame (inducted Aug. 4, 2018).

April 4 – In downtown Nashville, the Titans unveil new uniforms in front of an estimated audience of 15,000-20,000 fans. The event marked the first significant uniform alterations for the club since 1999.



May 23 – In Atlanta at the annual Spring League Meeting, the NFL announces that the 2019 NFL Draft will take place in Nashville.

September 9 – The Titans and Dolphins open the 2018 season with a seven-hour, 10-minute contest, the longest NFL game since the 1970 merger. The game features two separate lightning delays that totaled three hours and 59 minutes.

October 21 – The Titans travel to London to face the Los Angeles Chargers at Wembley Stadium. The contest marks the franchise's first regular season game at an overseas location.

December 6 – Running back Derrick Henry sets a franchise record with 238 rushing yards and ties a franchise mark with four rushing touchdowns, including an NFL-record-tying 99-yard rushing score against Jacksonville.

December 20 – Defensive tackle Jurrell Casey, punter Brett Kern and tackle Taylor Lewan are named to the Pro Bowl.

2019

February 2 – Former Titans center Kevin Mawae is elected to the Pro Football Hall of Fame (inducted Aug. 3, 2019).

April 25-27 – The 2019 NFL Draft is held in downtown Nashville. Nashville shatters a draft record with more than 600,000 fans attending during the three-day event and sets another draft record with more than 47.5 million television viewers. For the city of Nashville, the event generated a record \$133 million in direct spending, a 79 percent increase over the previous draft in Dallas (\$74 million). The economic impact was another record-breaker at \$224 million, also a 79 percent increase over the \$125 million in 2018.



April 25 – The Titans select Mississippi State defensive lineman Jeffery Simmons with the 19th overall pick in the first round of the 2019 NFL Draft.

June 12 – Titans controlling owner Amy Adams Strunk announces that the franchise will retire Steve McNair's No. 9 jersey and Eddie George's No. 27 jersey.

September 15 – During a halftime ceremony in a game against the Indianapolis Colts, the Titans retire Steve McNair's No. 9 jersey and Eddie George's No. 27 jersey.

November 13 – The Titans announce plans to begin a 60,000-square-foot expansion of Saint Thomas Sports Park, nearly doubling the footprint of the team's headquarters in Nashville.

December 13 – The Titans hold a groundbreaking ceremony for the expansion of Saint Thomas Sports Park. Controlling owner Amy Adams Strunk is joined by Tennessee Governor Bill Lee and U.S. Senators Lamar Alexander and Marsha Blackburn.

December 29 – The Titans conclude the 2019 season with a 35-14 victory at Houston. They finish the regular season 9-7 and clinch a wild card playoff berth. Derrick Henry rushes for 211 yards (fifth-most in franchise history) and three touchdowns, and in the process, he captures the 2019 NFL rushing title with 1,540 rushing yards. A.J. Brown's 124 yards in the game make him the franchise's third 1,000-yard rookie receiver (Bill Groman and Ernest Givins).

2020

January 4 – The Titans defeat the New England Patriots 20-13 in a wild card game. Derrick Henry rushes for 182 yards to set a new franchise postseason record.

January 11 – The Titans defeat the Baltimore Ravens 28-12 in a divisional playoff game. Derrick Henry rushes for 195 yards to establish a franchise postseason record for the second consecutive week.

January 19 – The Titans play at Kansas City in their first AFC championship game since Jan. 19, 2003. Their playoff run comes to an end with a 35-24 loss to the Chiefs.

SITUATIONAL REGULAR SEASON WIN-LOSS RECORD

VS. AFC TEAMS

Total: 343-378-5
Home: 206-158-1
Away: 137-220-4

VS. AFC SOUTH TEAMS

Total: 50-58-0
Home: 28-26-0
Away: 22-32-0

VS. AFC NORTH/CENTRAL TEAMS

Total: 120-128-1
Home: 65-59-1
Away: 55-69-0

VS. AFC EAST TEAMS

Total: 90-87-2
Home: 53-32-0
Away: 37-55-2

VS. AFC WEST TEAMS

Total: 85-105-2
Home: 58-42-0
Away: 27-63-2

VS. NFC TEAMS

Total: 95-93-1
Home: 49-46-1
Away: 46-47-0

VS. NFC SOUTH TEAMS

Total: 13-7-0
Home: 6-4-0
Away: 7-3-0

VS. NFC NORTH/CENTRAL TEAMS

Total: 32-24-0
Home: 18-11-0
Away: 14-13-0

VS. NFC EAST TEAMS

Total: 28-31-0
Home: 13-16-0
Away: 15-15-0

VS. NFC WEST TEAMS

Total: 22-31-1
Home: 12-15-1
Away: 10-16-0

MONDAY NIGHT FOOTBALL

Total: 23-18-0
Home: 14-9-0
Away: 9-9-0

WEEK AFTER MNF

Total: 19-22-0
Home: 13-8-0
Away: 6-14-0

SUNDAY NIGHT FOOTBALL

Total: 11-10-0 (ESPN 8-6; TNT 2-2; NBC 1-2)
Home: 8-5-0
Away: 3-5-0

THURSDAY NIGHT FOOTBALL

Total: 6-9-0 (ABC 2-0; ESPN 1-1; TNT 0-1; NBC 0-2*; NFLN 3-6*^; FOX 1-0^; Amazon 1-0^)
Home: 5-3-0
Away: 0-6-0
*11/16/17 at Pittsburgh was broadcasted on both NBC and NFLN.
^12/6/18 vs. Jacksonville was broadcasted on NFLN, FOX and Amazon.

FRIDAY NIGHT FOOTBALL

Total: 0-1-0 (NFLN 0-1)
Home: 0-1-0
Away: 0-0-0

SATURDAY NIGHT FOOTBALL

Total: 2-2-0 (ABC 1-0, ESPN 0-2, FOX/NFLN 1-0)
Home: 1-2-0
Away: 1-0-0

OVERTIME

Total: 19-21-0
Home: 12-11-0
Away: 7-10-0

SEASON OPENERS

Total: 30-29-0
Home: 15-12-0
Away: 15-17-0

LONDON GAMES SERIES

Total: 0-1-0
Home: 0-0-0
Away: 0-1-0

DOMES

Total: 140-142-2
Astrodome (Houston): 113-103-2
AT&T Stadium (Dallas): 2-0-0
Edward Jones Dome (St. Louis): 0-1-0
Ford Field (Detroit): 2-0-0
Georgia Dome (Atlanta): 2-1-0
Kingdome (Seattle): 1-6-0
Lucas Oil Stadium (closed) (Indianapolis): 1-9-0
Mercedes-Benz Stadium (closed) (Atlanta): 1-0
Metrodome (Minneapolis): 1-6-0
NRG Stadium (closed) (Houston): 6-6-0
RCA Dome (Indianapolis): 4-7-0
Silverdome (Detroit): 2-1-0
Superdome (New Orleans): 6-2-0

HOTTEST/COLDEST GAMES

SIX HOTTEST GAMES

| DATE | OPPONENT | SCORE | WEATHER |
|---------|-----------------|-----------|--------------------|
| 9/11/83 | at L.A. Raiders | 6-20 (L) | 96°, clear |
| 9/9/90 | at Atlanta | 27-47 (L) | 94°, partly cloudy |
| 10/7/62 | BUFFALO | 17-14 (W) | 93°, showers |
| 9/14/65 | N.Y. JETS | 27-21 (W) | 93°, sunny |
| 9/15/19 | INDIANAPOLIS | 17-19 (L) | 93°, sunny |
| 10/6/63 | at Kansas City | 7-28 (L) | 92°, sunny |

14 COLDEST GAMES

| DATE | OPPONENT | SCORE | WEATHER |
|----------|------------------|-----------|------------------------------------|
| 12/18/16 | at Kansas City | 19-17 (W) | 1°, clear (-9° wind chill) |
| *1/10/04 | at New England | 14-17 (L) | 4°, clear (-10° wind chill) |
| 12/11/77 | at Cleveland | 19-15 (W) | 7°, clear (-7° wind chill) |
| 12/17/89 | at Cincinnati | 7-61 (L) | 9°, overcast (0° wind chill) |
| *1/19/20 | at Kansas City | 24-35 (L) | 17°, sunny (5° wind chill) |
| 12/8/13 | at Denver | 28-51 (L) | 18°, clear (11° wind chill) |
| 12/26/10 | at Kansas City | 14-34 (L) | 19°, cloudy (10° wind chill) |
| 12/17/00 | at Cleveland | 24-0 (W) | 20°, snow (-10° wind chill) |
| 12/14/80 | at Green Bay | 22-3 (W) | 20°, clear (9° wind chill) |
| *1/6/80 | at Pittsburgh | 13-27 (L) | 22°, part. cloudy (12° wind chill) |
| 12/15/85 | at Cleveland | 21-28 (L) | 22°, overcast (-7° wind chill) |
| 12/18/88 | at Cleveland | 23-28 (L) | 22°, overcast (0° wind chill) |
| 12/16/07 | at Kansas City | 26-17 (W) | 22°, clear (14° wind chill) |
| 12/31/17 | vs. Jacksonville | 15-10 (W) | 23°, clear, (16° wind chill) |

* Playoff game

ALL-TIME OFFENSIVE YARDS AND RANKINGS

| Year | Total Plays | First Downs | Rush Yards (Rank) | Net Pass Yards (Rank) | Total Yards (Rank) | Total Points |
|------|-------------|-------------|-------------------|-----------------------|--------------------|--------------|
| 1960 | 930 | 262 | 1,565 (3) | 3,371 (1) | 4,936 (1) | 379 |
| 1961 | 964 | 293 | 1,896 (2) | 4,392 (1) | 6,288 (1) | 513 |
| 1962 | 943 | 266 | 1,742 (4) | 3,229 (2) | 4,971 (2) | 387 |
| 1963 | 870 | 254 | 1,210 (7) | 3,222 (1) | 4,432 (4) | 302 |
| 1964 | 942 | 284 | 1,347 (7) | 3,527 (2) | 4,874 (4) | 310 |
| 1965 | 905 | 227 | 1,178 (7) | 2,813 (2) | 3,991 (5) | 298 |
| 1966 | 926 | 246 | 1,515 (5) | 2,897 (4) | 4,412 (7) | 335 |
| 1967 | 828 | 207 | 2,122 (1) | 1,381 (9) | 3,503 (8) | 258 |
| 1968 | 905 | 240 | 1,804 (4) | 2,548 (4) | 4,352 (5) | 303 |
| 1969 | 965 | 256 | 1,706 (5) | 2,825 (2) | 4,531 (4) | 278 |
| 1970 | 922 | 232 | 1,556 (19) | 2,506 (7) | 4,062 (10) | 217 |
| 1971 | 815 | 201 | 1,106 (26) | 2,409 (6) | 3,515 (22) | 251 |
| 1972 | 817 | 183 | 1,518 (23) | 1,673 (23) | 3,191 (26) | 164 |
| 1973 | 840 | 193 | 1,388 (26) | 1,919 (16) | 3,307 (24) | 199 |
| 1974 | 817 | 200 | 1,361 (26) | 1,977 (20) | 3,338 (24) | 236 |
| 1975 | 900 | 234 | 2,068 (12) | 1,869 (23) | 3,937 (19) | 293 |
| 1976 | 878 | 199 | 1,498 (27) | 2,072 (15) | 3,570 (24) | 222 |
| 1977 | 879 | 228 | 1,989 (14) | 1,875 (17) | 3,864 (18) | 299 |
| 1978 | 993 | 276 | 2,476 (6) | 2,338 (18) | 4,814 (16) | 283 |
| 1979 | 1,034 | 268 | 2,571 (4) | 2,256 (25) | 4,827 (22) | 362 |
| 1980 | 1,063 | 329 | 2,635 (2) | 3,007 (17) | 5,642 (4) | 295 |
| 1981 | 947 | 241 | 1,734 (23) | 2,777 (23) | 4,511 (27) | 281 |
| 1982 | 551 | 138 | 799 (26) | 1,574 (19) | 2,373 (28) | 136 |
| 1983 | 1,033 | 295 | 1,998 (18) | 2,902 (23) | 4,900 (24) | 288 |
| 1984 | 969 | 284 | 1,656 (23) | 3,228 (17) | 4,884 (23) | 240 |
| 1985 | 998 | 270 | 1,570 (25) | 3,082 (19) | 4,652 (24) | 284 |
| 1986 | 1,089 | 299 | 1,700 (19) | 3,449 (13) | 5,149 (16) | 274 |
| 1987 | 998 | 294 | 1,923 (14) | 3,300 (7) | 5,223 (8) | 345 |
| 1988 | 1,010 | 308 | 2,249 (4t) | 2,956 (22) | 5,205 (14) | 424 |
| 1989 | 1,028 | 327 | 1,928 (12) | 3,499 (10) | 5,427 (9) | 365 |
| 1990 | 1,006 | 376 | 1,417 (24) | 4,805 (1) | 6,222 (1) | 405 |
| 1991 | 1,022 | 353 | 1,366 (23) | 4,621 (1) | 5,987 (2) | 386 |
| 1992 | 958 | 339 | 1,626 (18) | 4,029 (1) | 5,655 (3) | 352 |
| 1993 | 1,066 | 330 | 1,792 (12) | 3,866 (3) | 5,658 (3) | 368 |
| 1994 | 1,036 | 278 | 1,682 (12) | 2,799 (25) | 4,481 (26) | 226 |
| 1995 | 1,046 | 295 | 1,664 (18) | 3,241 (19) | 4,905 (23) | 348 |
| 1996 | 972 | 287 | 1,950 (6) | 3,098 (21) | 5,048 (18) | 345 |
| 1997 | 993 | 288 | 2,414 (3) | 2,505 (29) | 4,919 (18) | 333 |
| 1998 | 1,016 | 308 | 1,970 (9) | 3,291 (15) | 5,261 (9) | 330 |
| 1999 | 1,011 | 294 | 1,811 (13) | 3,479 (13t) | 5,290 (13) | 392 |
| 2000 | 1,036 | 299 | 2,084 (7) | 3,266 (16) | 5,350 (14) | 346 |
| 2001 | 1,026 | 288 | 1,794 (12) | 3,558 (8t) | 5,352 (8) | 336 |
| 2002 | 1,032 | 312 | 1,952 (11) | 3,320 (20) | 5,272 (17) | 367 |
| 2003 | 1,013 | 310 | 1,623 (26) | 3,878 (5) | 5,501 (8) | 435 |
| 2004 | 1,053 | 308 | 1,871 (14) | 3,616 (10) | 5,487 (11) | 344 |
| 2005 | 1,022 | 279 | 1,525 (23) | 3,597 (9) | 5,122 (17) | 299 |
| 2006 | 945 | 261 | 2,214 (5) | 2,596 (30) | 4,810 (27) | 324 |
| 2007 | 1,037 | 306 | 2,109 (5) | 2,878 (27) | 4,987 (21) | 301 |
| 2008 | 973 | 268 | 2,199 (7) | 2,819 (27) | 5,018 (21) | 375 |
| 2009 | 990 | 288 | 2,592 (2) | 3,031 (23) | 5,623 (12) | 354 |
| 2010 | 907 | 252 | 1,727 (17) | 3,107 (25) | 4,834 (27) | 356 |
| 2011 | 984 | 281 | 1,438 (31) | 3,923 (12) | 5,361 (17) | 325 |
| 2012 | 957 | 260 | 1,687 (21) | 3,323 (22) | 5,010 (26) | 330 |
| 2013 | 1,032 | 311 | 1,894 (14) | 3,496 (21) | 5,390 (22) | 362 |
| 2014 | 919 | 258 | 1,447 (26) | 3,412 (22) | 4,859 (29) | 254 |
| 2015 | 976 | 298 | 1,485 (25) | 3,503 (25t) | 4,988 (30) | 299 |
| 2016 | 1,008 | 322 | 2,187 (3) | 3,541 (25) | 5,728 (11) | 381 |
| 2017 | 974 | 290 | 1,833 (15) | 3,191 (23) | 5,024 (23) | 334 |
| 2018 | 938 | 289 | 2,023 (7) | 2,975 (29) | 4,998 (25) | 310 |
| 2019 | 949 | 317 | 2,223 (3) | 3,582 (21) | 5,805 (12) | 402 |

ALL-TIME DEFENSIVE YARDS AND RANKINGS

| Year | Total Plays | First Downs | Rush Yards (Rank) | Net Pass Yards (Rank) | Total Yards (Rank) | Total Points |
|------|----------------|----------------|----------------------|--------------------------|-----------------------|-----------------|
| 1960 | 995 | 282 | 1,027 (2) | 3,874 (8) | 4,901 (6) | 285 |
| 1961 | 899 | 235 | 1,634 (6) | 2,391 (2) | 4,025 (2) | 242 |
| 1962 | 880 | 217 | 1,569 (3) | 2,561 (2) | 4,130 (2) | 270 |
| 1963 | 873 | 256 | 1,710 (7) | 2,606 (3) | 4,316 (6) | 372 |
| 1964 | 896 | 267 | 1,961 (7) | 3,280 (6) | 5,241 (8) | 355 |
| 1965 | 946 | 271 | 2,683 (8) | 2,470 (2) | 5,153 (8) | 429 |
| 1966 | 881 | 244 | 1,833 (7) | 3,162 (8) | 4,995 (9) | 396 |
| 1967 | 910 | 233 | 1,637 (7) | 2,418 (3) | 4,055 (4) | 199 |
| 1968 | 854 | 198 | 1,704 (4) | 1,671 (1) | 3,375 (1) | 248 |
| 1969 | 833 | 183 | 1,556 (5) | 2,217 (2) | 3,773 (2) | 279 |
| 1970 | 840 | 227 | 1,793 (17) | 2,605 (24) | 4,398 (25) | 352 |
| 1971 | 880 | 237 | 1,723 (11) | 2,072 (10) | 3,795 (9) | 330 |
| 1972 | 894 | 263 | 2,591 (25) | 2,143 (11) | 4,734 (23) | 380 |
| 1973 | 929 | 274 | 2,410 (23) | 2,237 (20) | 4,647 (24) | 447 |
| 1974 | 919 | 268 | 2,050 (19) | 2,375 (20) | 4,425 (22) | 282 |
| 1975 | 952 | 264 | 1,680 (3) | 2,457 (17) | 4,137 (11) | 226 |
| 1976 | 935 | 226 | 2,072 (16) | 1,915 (8) | 3,987 (10) | 273 |
| 1977 | 933 | 247 | 1,815 (10) | 2,142 (20) | 3,957 (14) | 230 |
| 1978 | 1,021 | 292 | 2,072 (9) | 2,842 (24) | 4,914 (17t) | 298 |
| 1979 | 1,038 | 304 | 2,225 (17) | 2,765 (14) | 4,990 (13) | 331 |
| 1980 | 932 | 259 | 1,811 (8) | 2,801 (4) | 4,612 (5) | 251 |
| 1981 | 1,084 | 325 | 2,411 (24) | 3,315 (17) | 5,726 (24) | 355 |
| 1982 | 613 | 187 | 1,225 (23) | 2,213 (25) | 3,438 (28) | 245 |
| 1983 | 1,031 | 332 | 2,787 (28) | 2,845 (4) | 5,632 (22) | 460 |
| 1984 | 1,075 | 345 | 2,789 (28) | 3,179 (11) | 5,968 (27) | 437 |
| 1985 | 1,091 | 356 | 2,814 (28) | 3,341 (18) | 6,155 (27) | 412 |
| 1986 | 1,054 | 285 | 2,035 (20) | 2,999 (8) | 5,034 (13) | 329 |
| 1987 | 976 | 287 | 1,848 (17) | 3,145 (17) | 4,993 (17) | 349 |
| 1988 | 985 | 304 | 1,592 (4) | 3,266 (13) | 4,858 (8) | 365 |
| 1989 | 940 | 314 | 1,669 (9) | 3,542 (17) | 5,211 (13) | 412 |
| 1990 | 890 | 279 | 1,575 (8) | 3,060 (14) | 4,635 (11) | 307 |
| 1991 | 984 | 280 | 1,540 (6) | 3,208 (14) | 4,748 (9) | 251 |
| 1992 | 907 | 254 | 1,634 (9) | 2,577 (3) | 4,211 (3) | 258 |
| 1993 | 1,003 | 289 | 1,273 (1) | 3,601 (23) | 4,874 (14) | 238 |
| 1994 | 971 | 275 | 2,120 (28) | 2,795 (2) | 4,915 (9) | 352 |
| 1995 | 983 | 267 | 1,526 (8) | 3,125 (3) | 4,651 (5) | 324 |
| 1996 | 956 | 271 | 1,385 (2) | 3,225 (13) | 4,610 (6) | 319 |
| 1997 | 992 | 292 | 1,573 (4) | 3,658 (27) | 5,231 (22) | 310 |
| 1998 | 955 | 279 | 1,610 (9t) | 3,511 (20) | 5,121 (16) | 320 |
| 1999 | 994 | 300 | 1,550 (10) | 3,695 (25) | 5,245 (17) | 324 |
| 2000 | 908 | 215 | 1,390 (3) | 2,423 (1) | 3,813 (1) | 191 |
| 2001 | 996 | 300 | 1,431 (5) | 4,084 (31) | 5,515 (25) | 388 |
| 2002 | 974 | 297 | 1,424 (2) | 3,540 (25) | 4,964 (10) | 324 |
| 2003 | 926 | 275 | 1,295 (1) | 3,606 (30) | 4,901 (12) | 324 |
| 2004 | 977 | 318 | 1,917 (18) | 3,807 (26) | 5,724 (27) | 439 |
| 2005 | 960 | 294 | 1,894 (22) | 3,216 (17) | 5,110 (19) | 421 |
| 2006 | 1,062 | 329 | 2,313 (30) | 3,602 (27) | 5,915 (32) | 400 |
| 2007 | 978 | 268 | 1,478 (5) | 3,187 (10) | 4,665 (5) | 297 |
| 2008 | 1,022 | 276 | 1,502 (6) | 3,196 (9) | 4,698 (7) | 234 |
| 2009 | 1,038 | 323 | 1,711 (10t) | 4,139 (31) | 5,850 (28) | 402 |
| 2010 | 1,139 | 356 | 1,851 (20) | 4,032 (29) | 5,883 (26) | 339 |
| 2011 | 1,080 | 324 | 2,053 (24) | 3,629 (14) | 5,682 (T-18) | 317 |
| 2012 | 1,086 | 358 | 2,035 (24) | 3,964 (26) | 5,999 (27) | 471 |
| 2013 | 1,027 | 329 | 1,795 (20) | 3,612 (11) | 5,407 (14) | 381 |
| 2014 | 1,099 | 357 | 2,195 (31) | 3,773 (15) | 5,968 (27) | 438 |
| 2015 | 1,003 | 317 | 1,797 (18) | 3,678 (7) | 5,475 (12) | 423 |
| 2016 | 1,031 | 324 | 1,413 (2) | 4,307 (30) | 5,720 (20) | 378 |
| 2017 | 1,046 | 323 | 1,420 (4) | 3,828 (25) | 5,248 (13) | 356 |
| 2018 | 1,001 | 298 | 1,863 (18) | 3,471 (6) | 5,334 (8) | 303 |
| 2019 | 1,056 | 335 | 1,672 (12) | 4,080 (24) | 5,752 (21) | 331 |



TENNESSEE
TITANS

PLAYOFF HISTORY AND RECORDS

FRANCHISE PLAYOFF GAME HISTORY

| | | | | | | SCORE | |
|--|----------|------------------|-----------------|---------------------------------------|----------|--------|------|
| SEASON/DATE | DAY | ROUND | OPPONENT | SITE | RESULT | TITANS | OPP. |
| 1960 (10-4 regular season, 6-1 home, 4-3 road, First Place AFL East, Head Coach -- Lou Rymkus) | | | | | | | |
| 01/01/61 | Sunday | AFL Championship | LA CHARGERS | Houston (Jeppesen Stadium) | W | 24 | 16 |
| 1961 (10-3-1 regular season, 6-1 home, 4-2-1 road, First Place AFL East, Head Coaches -- 5 games Lou Rymkus, 9 games Wally Lemm) | | | | | | | |
| 12/24/61 | Sunday | AFL Championship | at San Diego | San Diego (Balboa Stadium) | W | 10 | 3 |
| 1962 (11-3 regular season, 6-1 home, 4-2 road, First Place AFL East, Head Coach -- Frank "Pop" Ivy) | | | | | | | |
| 12/23/62 | Sunday | AFL Championship | DALLAS TEXANS | Houston (Jeppesen Stadium) | L (2 OT) | 17 | 20 |
| 1967 (9-4-1 regular season, 5-2 home, 4-2-1 road, First Place AFL East, Head Coach -- Wally Lemm) | | | | | | | |
| 12/31/67 | Sunday | AFL Championship | at Oakland | Oakland (Alameda County Coliseum) | L | 7 | 40 |
| 1969 (6-6-2 regular season, 4-2-1 home, 2-4-1 road, Second Place AFL East, Head Coach -- Wally Lemm) | | | | | | | |
| 12/21/69 | Sunday | AFL Divisional | at Oakland | Oakland (Alameda County Coliseum) | L | 7 | 56 |
| 1978 (10-6 regular season, 5-3 home, 5-3 road, Second Place AFC Central, Head Coach -- O.A. "Bum" Phillips) | | | | | | | |
| 12/24/78 | Sunday | Wild Card | at Miami | Miami (Orange Bowl) | W | 17 | 9 |
| 12/31/78 | Sunday | Divisional | at New England | New England (Schaefer Stadium) | W | 31 | 14 |
| 01/07/79 | Sunday | Conference | at Pittsburgh | Pittsburgh (Three Rivers Stadium) | L | 5 | 34 |
| 1979 (11-5 regular season, 6-2 home, 5-3 road, Second Place AFC Central, Head Coach -- O.A. "Bum" Phillips) | | | | | | | |
| 12/23/79 | Sunday | Wild Card | DENVER | Houston (Astrodome) | W | 13 | 7 |
| 12/29/79 | Saturday | Divisional | at San Diego | San Diego (San Diego Stadium) | W | 17 | 14 |
| 01/06/80 | Sunday | Conference | at Pittsburgh | Pittsburgh (Three Rivers Stadium) | L | 13 | 27 |
| 1980 (11-5 regular season, 6-2 home, 5-3 road, Tied First Place AFC Central, Head Coach -- O.A. "Bum" Phillips) | | | | | | | |
| 12/28/80 | Sunday | Wild Card | at Oakland | Oakland (Alameda County Coliseum) | L | 7 | 27 |
| 1987 (9-6 regular season, 5-2 home, 4-4 road, Second Place AFC Central, Head Coach -- Jerry Glanville) | | | | | | | |
| 01/03/88 | Sunday | Wild Card | SEATTLE | Houston (Astrodome) | W (OT) | 23 | 20 |
| 01/10/88 | Sunday | Divisional | at Denver | Denver (Mile High Stadium) | L | 10 | 34 |
| 1988 (10-6 regular season, 7-1 home, 3-5 road, Tied Second Place AFC Central, Head Coach -- Jerry Glanville) | | | | | | | |
| 12/24/88 | Saturday | Wild Card | at Cleveland | Cleveland (Cleveland Stadium) | W | 24 | 23 |
| 01/01/89 | Sunday | Divisional | at Buffalo | Buffalo (Rich Stadium) | L | 10 | 17 |
| 1989 (9-7 regular season, 6-2 home, 3-5 road, Tied Second Place AFC Central, Head Coach -- Jerry Glanville) | | | | | | | |
| 12/31/89 | Sunday | Wild Card | PITTSBURGH | Houston (Astrodome) | L (OT) | 23 | 26 |
| 1990 (9-7 regular season, 6-2 home, 3-5 road, Tied First Place AFC Central, Head Coach -- Jack Pardee) | | | | | | | |
| 01/06/91 | Sunday | Wild Card | at Cincinnati | Cincinnati (Riverfront Stadium) | L | 14 | 41 |
| 1991 (11-5 regular season, 7-1 home, 4-4 road, First Place AFC Central, Head Coach -- Jack Pardee) | | | | | | | |
| 12/29/91 | Sunday | Wild Card | NY JETS | Houston (Astrodome) | W | 17 | 10 |
| 01/04/92 | Saturday | Divisional | at Denver | Denver (Mile High Stadium) | L | 24 | 26 |
| 1992 (10-6 regular season, 5-3 home, 5-3 road, Second Place AFC Central, Head Coach -- Jack Pardee) | | | | | | | |
| 01/03/93 | Sunday | Wild Card | at Buffalo | Buffalo (Rich Stadium) | L (OT) | 38 | 41 |
| 1993 (12-4 regular season, 7-1 home, 5-3 road, First Place AFC Central, Head Coach -- Jack Pardee) | | | | | | | |
| 01/16/94 | Sunday | Divisional | KANSAS CITY | Houston (Astrodome) | L | 20 | 28 |
| 1999 (13-3 regular season, 8-0 home, 5-3 road, Second Place AFC Central, Head Coach -- Jeff Fisher) | | | | | | | |
| 01/08/00 | Saturday | Wild Card | BUFFALO | Tennessee (LP Field) | W | 22 | 16 |
| 01/16/00 | Sunday | Divisional | at Indianapolis | Indianapolis (RCA Dome) | W | 19 | 16 |
| 01/23/00 | Sunday | Conference | at Jacksonville | Jacksonville (Alltel Stadium) | W | 33 | 14 |
| 01/30/00 | Sunday | Super Bowl XXXIV | ST. LOUIS | Atlanta (Georgia Dome) | L | 16 | 23 |
| 2000 (13-3 regular season, 7-1 home, 6-2 road, First Place AFC Central, Head Coach -- Jeff Fisher) | | | | | | | |
| 01/07/01 | Sunday | Divisional | BALTIMORE | Tennessee (LP Field) | L | 10 | 24 |
| 2002 (11-5 regular season, 6-2 home, 5-3 road, First Place AFC South, Head Coach -- Jeff Fisher) | | | | | | | |
| 01/11/03 | Saturday | Divisional | PITTSBURGH | Tennessee (LP Field) | W (OT) | 34 | 31 |
| 01/19/03 | Sunday | Conference | at Oakland | Oakland (Network Associates Coliseum) | L | 24 | 41 |
| 2003 (12-4 regular season, 7-1 home, 5-3 road, Second Place AFC South, Head Coach -- Jeff Fisher) | | | | | | | |
| 01/03/04 | Saturday | Wild Card | at Baltimore | Baltimore (M&T Bank Stadium) | W | 20 | 17 |
| 01/10/04 | Saturday | Divisional | at New England | New England (Gillette Stadium) | L | 14 | 17 |
| 2007 (10-6 regular season, 5-3 home, 5-3 road, Third Place AFC South, Head Coach -- Jeff Fisher) | | | | | | | |
| 01/06/08 | Sunday | Wild Card | at San Diego | San Diego (Qualcomm Stadium) | L | 6 | 17 |
| 2008 (13-3 regular season, 7-1 home, 6-2 road, First Place AFC South, Head Coach -- Jeff Fisher) | | | | | | | |
| 01/10/09 | Saturday | Divisional | BALTIMORE | Tennessee (LP Field) | L | 10 | 13 |
| 2017 (9-7 regular season, 6-2 home, 3-5 road, Second Place AFC South, Head Coach -- Mike Mularkey) | | | | | | | |
| 01/06/18 | Saturday | Wild Card | at Kansas City | Kansas City (Arrowhead Stadium) | W | 22 | 21 |
| 01/13/18 | Saturday | Divisional | at New England | New England (Gillette Stadium) | L | 14 | 35 |
| 2019 (9-7 regular season, 4-4 home, 5-3 road, Second Place AFC South, Head Coach -- Mike Vrabel) | | | | | | | |
| 01/04/20 | Saturday | Wild Card | at New England | New England (Gillette Stadium) | W | 20 | 13 |
| 01/11/20 | Saturday | Divisional | at Baltimore | Baltimore (M&T Bank Stadium) | W | 28 | 12 |
| 01/19/20 | Sunday | Conference | at Kansas City | Kansas City (Arrowhead Stadium) | L | 24 | 35 |

All-Time Playoff Record: 17-21 (6-5 home, 11-15 road, 0-1 neutral site)

ALL-TIME PLAYOFF LEADERS

CAREER RUSHING YARDS

| Player | Games | Att | Yds | Avg | TD |
|-------------------------|-------|-----|-----|-----|----|
| 1. Eddie George | 9 | 206 | 776 | 3.8 | 5 |
| 2. Derrick Henry | 5 | 118 | 630 | 5.3 | 3 |
| 3. Earl Campbell | 6 | 135 | 420 | 3.1 | 4 |
| 4. Steve McNair | 9 | 54 | 349 | 6.5 | 6 |
| 5. Lorenzo White | 7 | 76 | 264 | 3.5 | 1 |
| 6. Allen Pinkett | 6 | 47 | 219 | 4.7 | 1 |
| 7. Tim Wilson | 7 | 54 | 174 | 3.2 | 0 |
| 8. Alonzo Highsmith | 5 | 26 | 149 | 5.7 | 0 |
| 9. Mike Rozier | 4 | 48 | 147 | 3.1 | 2 |
| 10. Billy Cannon | 3 | 44 | 135 | 3.1 | 0 |
| Rob Carpenter | 4 | 39 | 135 | 3.5 | 0 |

CAREER RECEPTIONS

| Player | Games | No | Yds | Avg | TD |
|---------------------|-------|----|-----|------|----|
| 1. Ernest Givins | 10 | 60 | 774 | 12.9 | 8 |
| 2. Haywood Jeffires | 8 | 41 | 513 | 12.5 | 3 |
| 3. Drew Hill | 8 | 38 | 513 | 13.5 | 1 |
| 4. Frank Wycheck | 9 | 37 | 313 | 8.5 | 1 |
| 5. Curtis Duncan | 9 | 34 | 274 | 8.1 | 2 |
| 6. Derrick Mason | 9 | 29 | 312 | 10.8 | 1 |
| 7. Tim Wilson | 7 | 24 | 202 | 8.4 | 1 |
| 8. Eddie George | 9 | 23 | 149 | 6.5 | 0 |
| 9. Mike Barber | 7 | 16 | 329 | 20.6 | 2 |
| 10. Rob Carpenter | 4 | 15 | 98 | 6.5 | 0 |
| Corey Davis | 5 | 15 | 166 | 11.1 | 3 |

CAREER PASSING YARDS

| Player | Games | Att | Cmp | Pct | Yds | TD | Int | Rate |
|--------------------------|-------|-----|-----|------|------|----|-----|------|
| 1. Warren Moon | 9 | 351 | 230 | 65.5 | 2578 | 15 | 12 | 87.3 |
| 2. Steve McNair | 9 | 282 | 166 | 58.9 | 1591 | 6 | 9 | 68.4 |
| 3. Dan Pastorini | 5 | 116 | 71 | 61.2 | 954 | 4 | 8 | 70.1 |
| 4. George Blanda | 3 | 117 | 57 | 48.7 | 722 | 5 | 10 | 47.0 |
| 5. Marcus Mariota | 5 | 69 | 42 | 60.9 | 463 | 4 | 1 | 94.1 |
| 6. Ryan Tannehill | 3 | 60 | 36 | 60.0 | 369 | 5 | 1 | 98.5 |
| 7. Pete Beathard | 2 | 81 | 33 | 40.7 | 351 | 2 | 4 | 41.7 |
| 8. Kerry Collins | 1 | 42 | 26 | 61.9 | 281 | 0 | 1 | 71.6 |
| 9. Ken Stabler | 1 | 26 | 15 | 57.7 | 243 | 0 | 2 | 57.1 |
| 10. Cody Carlson | 2 | 33 | 16 | 48.5 | 165 | 2 | 1 | 70.9 |
| 11. Vince Young | 1 | 29 | 16 | 55.2 | 138 | 0 | 1 | 53.5 |
| 12. Gifford Nielsen | 4 | 24 | 13 | 54.2 | 129 | 1 | 2 | 48.8 |

CAREER SCORING

| Player | Games | TD | PAT | FG | Total |
|----------------------|-------|----|-----|----|-------|
| 1. Al Del Greco | 9 | 0 | 21 | 14 | 63 |
| 2. Ernest Givins | 10 | 8 | 0 | 0 | 48 |
| 3. Steve McNair | 9 | 6 | 0 | 0 | 36 |
| Tony Zendejas | 5 | 0 | 9 | 9 | 36 |
| 5. Toni Fritsch | 7 | 0 | 11 | 8 | 35 |
| 6. Eddie George | 5 | 5 | 0 | 0 | 30 |
| 7. Earl Campbell | 4 | 4 | 0 | 0 | 24 |
| 8. Haywood Jeffires | 8 | 3 | 0 | 0 | 18 |
| Corey Davis | 5 | 3 | 0 | 0 | 18 |
| Derrick Henry | 5 | 3 | 0 | 0 | 18 |
| 10. George Blanda | 3 | 0 | 6 | 3 | 15 |
| Joe Nedney | 2 | 0 | 6 | 3 | 15 |

CAREER FIELD GOALS

| Player | Games | Made | Att | Pct | Lg |
|------------------|-------|------|-----|------|----|
| 1. Al Del Greco | 9 | 14 | 22 | 63.6 | 53 |
| 2. Tony Zendejas | 5 | 9 | 14 | 64.3 | 49 |
| 3. Toni Fritsch | 7 | 8 | 10 | 80.0 | 35 |
| 4. Rob Bironas | 2 | 3 | 5 | 60.0 | 44 |
| George Blanda | 3 | 3 | 6 | 50.0 | 46 |
| Joe Nedney | 2 | 3 | 4 | 75.0 | 42 |
| 7. Gary Anderson | 2 | 2 | 3 | 66.7 | 46 |

CAREER PUNTING AVERAGE

| Player | Games | Punt | Yds | Avg | TB | In20 | Lg |
|----------------------|-------|------|------|------|----|------|----|
| 1. Brett Kern | 5 | 25 | 1176 | 47.0 | 4 | 10 | 63 |
| 2. Greg Montgomery | 8 | 27 | 1149 | 42.6 | 3 | 4 | 59 |
| 3. Ode Burrell | 1 | 11 | 455 | 41.4 | - | - | 57 |
| 4. Craig Hentrich | 11 | 51 | 2090 | 41.0 | 4 | 17 | 66 |
| 5. Cliff Parsley | 7 | 40 | 1607 | 40.2 | - | - | 56 |
| 6. Jeff Gossett | 2 | 6 | 239 | 39.8 | 0 | 1 | 57 |
| 7. Jim Norton | 4 | 18 | 707 | 39.3 | - | - | 53 |
| 8. Charlie Milstead | 1 | 5 | 170 | 34.0 | - | - | 43 |

CAREER KICKOFF RETURN YARDS

| Player | Games | No | Yds | Avg | TD |
|---------------------------|-------|----|-----|------|----|
| 1. Derrick Mason | 9 | 17 | 492 | 28.9 | 1 |
| 2. Bobby Jancik | 2 | 9 | 239 | 26.6 | 0 |
| 3. Allen Pinkett | 8 | 13 | 221 | 17.0 | 0 |
| 4. John Simon | 2 | 9 | 201 | 22.3 | 0 |
| 5. Justin McCareins | 4 | 8 | 148 | 18.5 | 0 |
| 6. Adoree' Jackson | 5 | 6 | 126 | 21.0 | 0 |
| 7. Johnnie Dirden | 2 | 5 | 109 | 21.8 | 0 |
| 8. Lorenzo White | 7 | 7 | 108 | 15.4 | 0 |
| 9. Robert Woods | 3 | 5 | 104 | 20.8 | 0 |
| 10. Ode Burrell | 2 | 4 | 89 | 22.3 | 0 |
| 11. Zeke Moore | 1 | 3 | 87 | 29.0 | 0 |

CAREER INTERCEPTIONS

| Player | Games | No | Yds | Avg | TD |
|---|-------|----|-----|------|----|
| 1. Vernon Perry | 4 | 6 | 75 | 12.5 | 1 |
| 2. Gregg Bingham | 5 | 3 | 38 | 12.7 | 0 |
| Bubba McDowell | 6 | 3 | 90 | 30.0 | 1 |
| Mike Reinfeldt | 5 | 3 | 35 | 11.7 | 0 |
| 5. Richard Johnson | 4 | 2 | 25 | 12.5 | 0 |
| Samari Rolle | 9 | 2 | 17 | 8.5 | 0 |
| Greg Stemrick | 5 | 2 | 0 | 0.0 | 0 |
| 8. (23 players tied with one interception including Logan Ryan , Kevin Byard , Kenny Vaccaro) | | | | | |

CAREER SACKS (SINCE 1970)

| Player | No |
|-------------------|-----|
| 1. Elvin Bethea | 5.0 |
| Andy Dorris | 5.0 |
| 3. Jason Fisk | 3.5 |
| 4. William Fuller | 3.0 |
| Jevon Kearse | 3.0 |

CAREER TACKLES (SINCE 1974)

| Player | No |
|------------------|----|
| 1. Al Smith | 55 |
| 2. Keith Bulluck | 48 |
| 3. Gregg Bingham | 45 |
| 4. John Grimsley | 41 |

INDIVIDUAL PLAYOFF RECORDS: SERVICE

Most Games, Head Coach

| | |
|----|------------------------------|
| 11 | Jeff Fisher, 1999-08 |
| 7 | O.A. "Bum" Phillips, 1978-80 |
| 5 | Jerry Glanville, 1987-89 |
| 5 | Jack Pardee, 1990-93 |

Most Games Won, Head Coach

| | |
|---|------------------------------|
| 5 | Jeff Fisher, 1999-08 |
| 4 | O.A. "Bum" Phillips, 1978-80 |
| 2 | Jerry Glanville, 1987-89 |
| 2 | Mike Vrabel, 2019 |

Most Games Lost, Head Coach

| | |
|---|------------------------------|
| 6 | Jeff Fisher, 1999-08 |
| 4 | Jack Pardee, 1990-93 |
| 3 | Jerry Glanville, 1987-89 |
| 3 | O.A. "Bum" Phillips, 1978-80 |

INDIVIDUAL PLAYOFF RECORDS: SCORING

POINTS

Most Points, Career

| | |
|----|-------------------------------|
| 63 | Al Del Greco, (21 PAT, 14 FG) |
| 48 | Ernest Givins, (8 TD) |
| 36 | Steve McNair, (6 TD) |
| 35 | Toni Fritsch, (11 PAT, 8 FG) |
| 33 | Tony Zendejas, (9 PAT, 8 FG) |

Most Points, Game

| | |
|----|---|
| 13 | Al Del Greco, @ Indianapolis, 1/16/00 |
| 12 | Mike Barber, @ New England, 12/31/78 |
| 12 | Allen Pinkett, @ Cleveland, 12/24/88 |
| 12 | Ernest Givins, vs. Pittsburgh, 12/31/89 |
| 12 | Ernest Givins, @ Cincinnati, 1/6/91 |
| 12 | Ernest Givins, vs. NY Jets, 12/29/91 |
| 12 | Haywood Jeffires, @ Buffalo, 1/3/93 |
| 12 | Steve McNair, @ Jacksonville, 1/23/00 |
| 12 | Steve McNair, @ Oakland, 1/19/03 |
| 12 | Corey Davis, @ New England 1/13/18 |

Most Points, Opponent, Game

| | |
|----|---|
| 18 | Andre Reed, @ Buffalo, 1/3/93 |
| 16 | George Blanda, @ Oakland, 12/31/67 |
| 14 | Gary Anderson, vs. Pittsburgh, 12/31/89 |
| 12 | James White, @ New England, 1/13/18 |
| 12 | Tyreek Hill, @ Kansas City, 1/19/20 |

TOTAL TOUCHDOWNS

Most Touchdowns, Career

| | |
|---|---------------------------------|
| 8 | Ernest Givins, (8 receiving) |
| 6 | Steve McNair, (6 rushing) |
| 5 | Eddie George, (5 rushing) |
| 4 | Earl Campbell, (4 rushing) |
| 3 | Haywood Jeffires, (3 receiving) |
| 3 | Corey Davis, (3 receiving) |
| 3 | Derrick Henry, (3 rushing) |

Most Touchdowns, Game

| | |
|---|---|
| 2 | Mike Barber, @ New England, 12/31/78 |
| 2 | Allen Pinkett, @ Cleveland, 12/24/88 |
| 2 | Ernest Givins, vs. Pittsburgh, 12/31/89 |
| 2 | Ernest Givins, @ Cincinnati, 1/6/91 |
| 2 | Ernest Givins, vs. NY Jets, 12/29/93 |
| 2 | Haywood Jeffires, @ Buffalo, 1/3/93 |

| | |
|---|---------------------------------------|
| 2 | Steve McNair, @ Jacksonville, 1/23/00 |
| 2 | Eddie George, vs. St. Louis, 1/30/00 |
| 2 | Steve McNair, @ Oakland, 1/19/03 |
| 2 | Corey Davis, @ New England, 1/13/18 |

Most Touchdowns, Opponent, Game

| | |
|---|-------------------------------|
| 3 | Andre Reed, @ Buffalo, 1/3/91 |
|---|-------------------------------|

Most Consecutive Games Scoring Touchdown

| | |
|---|-------------------------------------|
| 3 | Ernest Givins, 1989-91 |
| 3 | Eddie George, 1999-02 |
| 2 | 6 times, last by Steve McNair, 2002 |

POINTS AFTER TOUCHDOWN

Most Attempts, Career

| | |
|----|------------------------------|
| 21 | Al Del Greco, 1991-93, 99-00 |
| 11 | Toni Fritsch, 1979-80 |
| 9 | Tony Zendejas, 1987-89 |
| 9 | Greg Joseph, 2019 |

Most Attempts, Game

| | |
|---|---------------------------------------|
| 5 | Al Del Greco, @ Buffalo, 1/3/93 |
| 4 | Toni Fritsch, @ New England, 12/31/78 |
| 4 | Al Del Greco, @ Jacksonville, 1/23/00 |
| 4 | Joe Nedney, vs. Pittsburgh, 1/11/03 |
| 4 | Greg Joseph, @ Baltimore 1/11/20 |

Most Made, Career

| | |
|----|------------------------------|
| 21 | Al Del Greco, 1991-93, 99-00 |
| 11 | Toni Fritsch, 1978-80 |
| 9 | Tony Zendejas, 1987-89 |
| 9 | Greg Joseph, 2019 |

Most Made, Game

| | |
|---|---------------------------------------|
| 5 | Al Del Greco, @ Buffalo, 1/3/93 |
| 4 | Al Del Greco, @ Indianapolis, 1/16/00 |
| 4 | Toni Fritsch, @ New England, 12/31/78 |
| 4 | Al Del Greco, @ Jacksonville, 1/23/00 |
| 4 | Joe Nedney, vs. Pittsburgh, 1/11/03 |
| 4 | Greg Joseph, @ Baltimore 1/11/20 |

Most Made, Opponent, Game

| | |
|---|--|
| 8 | George Blanda, @ Oakland, 12/21/69 |
| 5 | Jim Breech, @ Cincinnati, 1/6/91 |
| 5 | Steve Christie, @ Buffalo, 1/3/93 |
| 5 | Sebastian Janikowski, @ Oakland, 1/19/03 |

| | |
|---|---|
| 5 | Harrison Butker, @ Kansas City, 1/19/20 |
|---|---|

Most Made, No Misses, Career

| | |
|----|------------------------------|
| 21 | Al Del Greco, 1991-93, 99-00 |
| 11 | Toni Fritsch, 1978-80 |
| 9 | Tony Zendejas, 1987-89 |
| 9 | Greg Joseph, 2019 |

FIELD GOALS

Most Attempted, Career

| | |
|----|------------------------------|
| 22 | Al Del Greco, 1991-93, 99-00 |
| 14 | Tony Zendejas, 1987-89 |
| 9 | Toni Fritsch, 1978-80 |

Most Attempted, Game

| | |
|---|---|
| 5 | Tony Zendejas, vs. Seattle, 1/3/89 |
| 4 | Al Del Greco, @ Indianapolis, 1/16/00 |
| 4 | Al Del Greco, vs. Baltimore, 1/7/01 |
| 4 | Tony Zendejas, vs. Pittsburgh, 12/31/88 |
| 4 | Jeff Reed, vs. Pittsburgh, 1/11/03 |

Most Attempted, Opponent, Game

| | |
|---|---|
| 4 | Jeff Wilkins, vs. St. Louis, 1/30/00 |
| 4 | Roy Gerela, @ Pittsburgh, 1/7/79 |
| 4 | Gary Anderson, vs. Pittsburgh, 12/31/89 |

Most Made, Career

| | |
|----|------------------------------|
| 14 | Al Del Greco, 1991-93, 99-00 |
| 9 | Tony Zendejas, 1987-89 |
| 7 | Toni Fritsch, 1978-80 |

Most Made, Game

| | |
|---|---|
| 4 | Al Del Greco, @ Indianapolis, 1/16/00 |
| 3 | Al Del Greco, vs. Buffalo, 1/8/00 |
| 3 | Tony Zendejas, vs. Seattle, 1/3/88 |
| 3 | Tony Zendejas, vs. Pittsburgh, 12/31/89 |

Most Made, Opponent, Game

| | |
|---|--|
| 4 | Roy Gerela, @ Pittsburgh, 1/7/79 |
| 3 | Mike Vanderjagt, @ Indianapolis, 1/16/00 |
| 3 | Jeff Wilkins, vs. St. Louis, 1/30/00 |
| 3 | Ben Agajanian, vs. LA Chargers, 1/1/61 |
| 3 | Matt Bahr, @ Cleveland, 12/24/88 |
| 3 | Jeff Reed, vs. Pittsburgh, 1/11/03 |

Most Consecutive Games Made

| | |
|---|------------------------------|
| 9 | Al Del Greco, 1991-93, 99-00 |
| 6 | Toni Fritsch, 1978-80 |
| 5 | Tony Zendejas, 1987-89 |

Longest Field Goal

| | |
|----|--|
| 53 | Al Del Greco, vs. NY Jets, 12/29/91 |
| 49 | Al Del Greco, @ Indianapolis, 1/16/00 |
| 49 | Tony Zendejas, vs. Seattle, 1/3/88 |
| 49 | Tony Zendejas, @ Cleveland, 12/24/88 |
| 49 | Al Del Greco, vs. Kansas City, 1/16/94 |

| | |
|----|--|
| 49 | Ryan Succop , @ Kansas City, 1/6/18 |
|----|--|

Highest Field Goal Percentage (5 attempts)

| | |
|------|-------------------------------|
| 77.8 | Toni Fritsch, 6 games (7-9) |
| 64.3 | Tony Zendejas, 5 games (9-14) |
| 63.6 | Al Del Greco, 9 games (14-22) |

SAFETIES**Most, Career**

| | |
|---|----------------------|
| 1 | Jevon Kearse, 1999 |
| 1 | Ted Washington, 1979 |

Most, Game

| | |
|---|--------------------------------------|
| 1 | Jevon Kearse, vs. Buffalo, 1/8/00 |
| 1 | Ted Washington, @ Pittsburgh, 1/7/79 |

INDIVIDUAL PLAYOFF RECORDS: RUSHING**RUSHING ATTEMPTS****Most Attempts, Career**

| | |
|-----|--------------------------------|
| 206 | Eddie George, 9 games |
| 135 | Earl Campbell, 8 games |
| 118 | Derrick Henry , 5 games |
| 76 | Lorenzo White, 7 games |
| 54 | Steve McNair, 9 games |

Most Attempts, Game

| | |
|----|--|
| 34 | Derrick Henry , @ New England, 1/4/20 |
| 30 | Derrick Henry , @ Baltimore, 1/11/20 |
| 29 | Eddie George, vs. Buffalo, 1/8/00 |
| 28 | Eddie George, vs. St. Louis, 1/30/00 |
| 27 | Earl Campbell, @ New England, 12/31/78 |
| 27 | Earl Campbell, @ Oakland, 12/23/80 |
| 27 | Eddie George, vs. Baltimore, 1/7/01 |
| 25 | Eddie George, @ Baltimore, 1/3/04 |
| 23 | Derrick Henry , @ Kansas City, 1/6/18 |

RUSHING YARDS**Most Yards Gained, Career**

| | |
|-----|--------------------------------|
| 776 | Eddie George, 9 games |
| 630 | Derrick Henry , 5 games |
| 420 | Earl Campbell, 8 games |
| 349 | Steve McNair, 9 games |
| 264 | Lorenzo White, 7 games |
| 219 | Allen Pinkett, 6 games |

Most Yards Gained, Game

| | |
|-----|--|
| 195 | Derrick Henry , @ Baltimore, 1/11/20 |
| 182 | Derrick Henry , @ New England, 1/4/20 |
| 162 | Eddie George, @ Indianapolis, 1/16/00 |
| 156 | Derrick Henry , @ Kansas City, 1/6/18 |
| 118 | Earl Campbell, @ New England, 12/31/78 |
| 106 | Eddie George, vs. Buffalo, 1/8/00 |

Longest Run From Scrimmage

| | |
|-----|--|
| 68t | Eddie George, @ Indianapolis, 1/16/00 |
| 66 | Derrick Henry , @ Baltimore, 1/11/20 |
| 51 | Steve McNair, @ Jacksonville, 1/23/00 |
| 35 | Earl Campbell, @ New England, 12/31/78 |
| 35 | Derrick Henry , @ Kansas City, 1/6/18 |

Highest Average Gain, Career (40 carries)

| | |
|------|--|
| 6.46 | Steve McNair, 9 games (54-349) |
| 5.34 | Derrick Henry , 5 games (118-630) |
| 4.66 | Allen Pinkett, 6 games (47-219) |
| 3.77 | Eddie George, 9 games (206-776) |
| 3.47 | Lorenzo White, 5 games (76-264) |
| 3.11 | Earl Campbell, 8 games (135-420) |

Highest Average Gain, Game (10 carries)

| | |
|------|---|
| 6.78 | Derrick Henry vs. Kansas City, 1/6/18 (23-156) |
|------|---|

| | |
|------|---|
| 6.55 | Chris Johnson, vs. Baltimore, 1/10/09 (11-72) |
| 6.50 | Derrick Henry , @ Baltimore, 1/11/20 (30-195) |
| 6.23 | Eddie George, @ Indianapolis, 1/16/00 (26-162) |
| 5.35 | Derrick Henry , @ New England, 1/4/20 (34-182) |
| 4.37 | Earl Campbell, @ New England, 12/31/78 (27-118) |

RUSHING TOUCHDOWNS**Most Touchdowns, Career**

| | |
|---|--------------------------------|
| 6 | Steve McNair, 9 games |
| 5 | Eddie George, 9 games |
| 4 | Earl Campbell, 8 games |
| 3 | Derrick Henry , 5 games |
| 2 | Mike Rozier, 4 games |

Most Touchdowns, Game

| | |
|---|---|
| 2 | Eddie George, vs. St. Louis, 1/30/00 |
| 2 | Steve McNair, @ Jacksonville, 1/23/00 |
| 2 | Steve McNair, @ Oakland, 1/19/03 |
| 1 | 21 times, last by Derrick Henry @ Kansas City, 1/19/20 |

Most Consecutive Games Rushing for TD's

| | |
|---|-----------------------|
| 3 | Eddie George, 1999-02 |
| 2 | Chris Brown, 2004 |
| 2 | Steve McNair, 2002 |
| 2 | Earl Campbell, 1978 |

INDIVIDUAL PLAYOFF RECORDS: PASSING**PASSER RATING****Passer Rating, Career (min. 100 attempts)**

| | |
|------|------------------------|
| 87.3 | Warren Moon, 9 games |
| 72.3 | Dan Pastorini, 5 games |
| 68.4 | Steve McNair, 9 games |

PASS ATTEMPTS**Most Passes Attempted, Career**

| | |
|-----|------------------------|
| 351 | Warren Moon, 9 games |
| 282 | Steve McNair, 9 games |
| 117 | George Blanda, 3 games |
| 116 | Dan Pastorini, 5 games |

Most Passes Attempted, Game

| | |
|----|---------------------------------------|
| 50 | Warren Moon, @ Buffalo, 1/3/93 |
| 48 | Warren Moon, vs. Pittsburgh, 12/31/89 |

| | |
|----|--|
| 46 | George Blanda, vs. Dallas Texans, 12/23/62 |
| 46 | Pete Beathard, @ Oakland, 12/21/69 |
| 46 | Steve McNair, vs. Baltimore, 1/7/01 |

PASS COMPLETIONS**Most Completions, Career**

| | |
|-----|------------------------|
| 230 | Warren Moon, 9 games |
| 166 | Steve McNair, 9 games |
| 71 | Dan Pastorini, 5 games |
| 57 | George Blanda, 3 games |

Most Completions, Game

| | |
|----|---------------------------------------|
| 36 | Warren Moon, @ Buffalo, 1/3/93 |
| 32 | Warren Moon, vs. Kansas City, 1/16/94 |
| 29 | Warren Moon, vs. Pittsburgh, 12/31/89 |

COMPLETION PERCENTAGE**Highest Completion Percentage, Career (100 att)**

| | |
|------|------------------------|
| 65.5 | Warren Moon, 9 games |
| 61.2 | Dan Pastorini, 5 games |
| 58.9 | Steve McNair, 9 games |

Highest Completion Percentage, Game (10 att)

| | |
|------|--|
| 80.0 | Dan Pastorini, @ New England, 12/31/78 (12-15) |
| 75.0 | Warren Moon, @ Denver, 1/4/92 (27-36) |
| 74.4 | Warren Moon, vs. Kansas City, 1/16/94 (32-43) |

PASSING YARDS

Most Yards Gained, Career

| | |
|-------|------------------------|
| 2,578 | Warren Moon, 9 games |
| 1,591 | Steve McNair, 9 games |
| 954 | Dan Pastorini, 5 games |
| 722 | George Blanda, 3 games |

Most Yards Gained, Game

| | |
|-----|---------------------------------------|
| 371 | Warren Moon, @ Buffalo, 1/3/93 |
| 338 | Steve McNair, vs. Pittsburgh, 1/11/03 |
| 325 | Warren Moon, @ Denver, 1/4/92 |
| 315 | Warren Moon, vs. Pittsburgh, 12/31/89 |

Most Games, 300 or More Yards Passing, Career

| | |
|---|----------------------|
| 4 | Warren Moon, 9 games |
|---|----------------------|

Most Consec. Games, 300 or More Yards Passing

| | |
|---|----------------------|
| 3 | Warren Moon, 1991-93 |
|---|----------------------|

Longest Pass Completion

| | |
|-----|--|
| 88t | George Blanda (to Billy Cannon), vs. LA Chargers, 1/1/61 |
| 71t | Dan Pastorini (to Ken Burrough), @ N.E., 12/31/78 |
| 55 | Dan Pastorini (to Mike Barber), @ Miami, 12/24/78 |
| 49t | Steve McNair (to Justin McCareins), @ Balt., 1/3/04 |

Highest Average Gain, Career (100 attempts)

| | |
|------|----------------------------------|
| 8.22 | Dan Pastorini, 5 games (116-954) |
| 7.31 | Warren Moon, 9 games (351-2578) |
| 6.17 | George Blanda, 3 games (117-722) |

Highest Average Gain, Game (20 attempts)

| | |
|-------|--|
| 10.55 | Dan Pastorini, @ New England, 12/31/78 |
| 9.03 | Warren Moon, @ Denver, 1/4/92 |
| 8.53 | Warren Moon, vs. Seattle, 1/3/88 |

TOUCHDOWN PASSES

Most Touchdown Passes, Career

| | |
|----|---------------------------------|
| 15 | Warren Moon, 9 games |
| 6 | Steve McNair, 9 games |
| 5 | George Blanda, 3 games |
| 5 | Ryan Tannehill , 3 games |
| 4 | Dan Pastorini, 5 games |
| 4 | Marcus Mariota , 5 games |

Most Touchdown Passes, Game

| | |
|---|--|
| 4 | Warren Moon, @ Buffalo, 1/3/93 |
| 3 | George Blanda, vs. LA Chargers, 1/1/61 |
| 3 | Dan Pastorini, @ New England, 12/31/78 |
| 3 | Warren Moon, @ Denver, 1/4/92 |

Most Consecutive Games Touchdown Pass

| | |
|---|------------------------|
| 4 | Steve McNair, 2002-03 |
| 4 | Warren Moon, 1991-93 |
| 3 | George Blanda, 1960-62 |
| 3 | Warren Moon, 1987-88 |

3 **Ryan Tannehill**, 2019

PASSES HAD INTERCEPTED

Lowest Percentage, Passes Had Intercepted, Career (100 attempts)

| | |
|------|---------------------------------|
| 3.19 | Steve McNair, 9 games (282-9) |
| 3.42 | Warren Moon, 9 games (351-12) |
| 6.90 | Dan Pastorini, 5 games (116-8) |
| 8.54 | George Blanda, 3 games (117-10) |

Most Attempts Without Interception, Game

| | |
|----|--|
| 48 | Warren Moon, vs. Pittsburgh, 12/31/89 |
| 37 | Marcus Mariota , @ New England, 1/13/18 |
| 36 | Steve McNair, vs. St. Louis, 1/30/99 |
| 36 | Steve McNair, @ Oakland, 1/19/03 |
| 31 | Ryan Tannehill , @ Kansas City, 1/19/20 |
| 29 | Dan Pastorini, @ Miami, 12/24/78 |

Most Passes Had Intercepted, Career

| | |
|----|------------------------|
| 12 | Warren Moon, 9 games |
| 10 | George Blanda, 3 games |
| 9 | Steve McNair, 9 games |
| 8 | Dan Pastorini, 5 games |

Most Passes Had Intercepted, Game

| | |
|---|--|
| 5 | George Blanda, @ San Diego, 12/25/61 |
| 5 | George Blanda, vs. Dallas Texans, 12/23/62 |
| 5 | Dan Pastorini, @ Pittsburgh, 1/7/79 |

INDIVIDUAL PLAYOFF RECORDS: RECEIVING

RECEPTIONS

Most Receptions, Career

| | |
|----|---------------------------|
| 60 | Ernest Givins, 1987-93 |
| 41 | Haywood Jeffires, 1988-93 |
| 38 | Drew Hill, 1987-91 |
| 29 | Derrick Mason, 1997-03 |

Most Receptions, Game

| | |
|----|--|
| 11 | Ernest Givins, vs. Pittsburgh, 12/31/89 |
| 10 | Frank Wycheck, vs. Pittsburgh, 1/11/03 |
| 10 | Justin Gage, vs. Baltimore, 1/10/09 |
| 9 | Drew Hill, vs. NY Jets, 12/29/91 |
| 9 | Ernest Givins, @ Buffalo, 1/3/93 |
| 9 | Haywood Jeffires, vs. Kansas City, 1/16/94 |

Most Consecutive Games, Pass Receptions

| | |
|---|---------------------------|
| 8 | Haywood Jeffires, 1988-93 |
| 7 | Frank Wycheck, 1999-2002 |
| 6 | Ernest Givins, 1989-93 |
| 6 | Derrick Mason, 1999-2003 |

YARDS GAINED

Most Yards Gained, Career

| | |
|-----|---------------------------|
| 774 | Ernest Givins, 8 games |
| 513 | Drew Hill, 7 games |
| 513 | Haywood Jeffires, 7 games |
| 312 | Derrick Mason, 9 games |

Most Yards Gained, Game

| | |
|-----|---|
| 136 | Ernest Givins, vs. Pittsburgh, 12/31/89 |
|-----|---|

| | |
|-----|--|
| 135 | Justin Gage, vs. Baltimore, 1/10/09 |
| 128 | Billy Cannon, vs. L.A., 1/1/61 |
| 123 | Frank Wycheck, vs. Pittsburgh, 1/11/03 |
| 117 | Ernest Givins, @ Buffalo, 1/3/93 |

Most Games, 100 or More Receiving Yards, Career

| | |
|---|---------------|
| 3 | Ernest Givins |
| 1 | Ken Burrough |
| 1 | Mike Barber |
| 1 | Frank Wycheck |

Most Consecutive Games, 100 or More Receiving Yards

| | |
|---|---------------|
| 2 | Ernest Givins |
|---|---------------|

Longest Reception

| | |
|-----|---------------------------------------|
| 88t | Billy Cannon, vs. LA Chargers, 1/1/61 |
| 71t | Ken Burrough, @ Miami, 12/24/78 |
| 55 | Mike Barber, @ New England, 12/31/78 |
| 49t | Justin McCareins, @ Baltimore, 1/3/04 |

AVERAGE GAIN

Highest Average Gain, Career (14 receptions)

| | |
|------|-------------------------|
| 22.1 | Mike Barber, (14-309) |
| 13.5 | Drew Hill, (38-513) |
| 12.9 | Ernest Givins, (60-774) |

Highest Average Gain, Game (5 receptions)

| | |
|------|-------------------------------------|
| 18.6 | Drew Hill, @ Denver, 1/10/88 (5-93) |
|------|-------------------------------------|

| | |
|------|--|
| 18.5 | Ernest Givins, @ Denver, 1/4/92 (6-111) |
| 17.2 | Ken Burrough, @ Miami, 12/24/78 (6-103) |
| 14.2 | Eric Decker, @ New England, 1/13/18 (6-85) |

TOUCHDOWNS

Most Touchdowns, Career

| | |
|---|----------------------------------|
| 8 | Ernest Givins, 8 games |
| 3 | Haywood Jeffires, 7 games |
| 3 | Corey Davis , 5 games |
| 2 | Billy Cannon, 2 games |
| 2 | Mike Barber, 2 games |
| 2 | Curtis Duncan, 5 games |
| 2 | Anthony Firkser , 3 games |

Most Touchdowns, Game

| | |
|---|--|
| 2 | 6 times, last by Corey Davis @ New England, 1/13/18 |
|---|--|

Most Consecutive Games with Touchdown Reception

| | |
|---|---------------------------|
| 3 | Ernest Givins, 1989-91 |
| 2 | Billy Cannon, 1960-61 |
| 2 | Curtis Duncan, 1991-92 |
| 2 | Haywood Jeffires, 1991-92 |

INDIVIDUAL PLAYOFF RECORDS: INTERCEPTIONS

INTERCEPTIONS

Most Interceptions, Career

| | |
|---|-------------------------|
| 5 | Vernon Perry, 4 games |
| 4 | Mike Reinfeldt, 7 games |
| 3 | Bubba McDowell, 6 games |
| 2 | Samari Rolle, 9 games |

Most Interceptions, Game

| | |
|----|---|
| 4* | Vernon Perry, @ San Diego, 12/29/79 |
| 2 | Mike Reinfeldt, @ New England, 12/31/78 |
| 2 | Bubba McDowell, vs. NY Jets, 12/29/91 |

INT. RETURN YARDS

Most Yards Gained, Career

| | |
|----|-------------------------|
| 90 | Bubba McDowell, 6 games |
| 75 | Vernon Perry, 4 games |
| 35 | Mike Reinfeldt, 7 games |

Most Yards Gained, Game

| | |
|-----|---------------------------------------|
| 75t | Vernon Perry, @ Pittsburgh, 1/6/80 |
| 58t | Bubba McDowell, @ Buffalo, 1/3/93 |
| 32 | Bubba McDowell, vs. NY Jets, 12/29/92 |

Longest Return

| | |
|-----|---------------------------------------|
| 75t | Vernon Perry, @ Pittsburgh, 1/6/80 |
| 58t | Bubba McDowell, @ Buffalo, 1/3/93 |
| 31 | Bubba McDowell, vs. NY Jets, 12/29/92 |
| 31 | Kevin Byard, @ Baltimore, 1/11/20 |

INTERCEPTIONS FOR TDs

Most Touchdowns, Career

| | |
|---|----------------------|
| 1 | Vernon Perry, 1980 |
| 1 | Bubba McDowell, 1993 |
| 1 | Logan Ryan, 2017-19 |

Most Touchdowns, Game

| | |
|---|------------------------------------|
| 1 | Vernon Perry, @ Pittsburgh, 1/6/80 |
| 1 | Bubba McDowell, @ Buffalo, 1/3/93 |
| 1 | Logan Ryan, @ New England, 1/4/20 |

* NFL Record

INDIVIDUAL PLAYOFF RECORDS: PUNTING

PUNTS

Most Punts, Career

| | |
|----|--------------------------|
| 51 | Craig Hentrich, 11 games |
| 31 | Cliff Parsley, 7 games |
| 27 | Greg Montgomery, 8 games |

Most Punts, Game

| | |
|----|--|
| 11 | Jim Norton, @ Oakland, 12/31/67 |
| 11 | Ode Burrell, @ Oakland, 12/21/69 |
| 7 | Craig Hentrich, vs. Buffalo, 1/8/00 |
| 7 | Brett Kern, @ New England, 1/13/18 |
| 6 | Cliff Parsley, @ New England, 12/31/78 |
| 6 | Cliff Parsley, @ San Diego, 12/29/79 |
| 6 | Greg Montgomery, @ Cincinnati, 1/6/91 |
| 6 | Craig Hentrich, @ Baltimore, 1/3/04 |
| 6 | Brett Kern, @ New England, 1/4/20 |
| 6 | Brett Kern, @ Baltimore, 1/11/20 |

PUNTING YARDS

Longest Punt

| | |
|----|--|
| 66 | Craig Hentrich, vs. Baltimore, 1/10/09 |
| 63 | Craig Hentrich, @ Baltimore, 1/3/04 |
| 62 | Brett Kern, @ New England, 1/13/18 |
| 59 | Greg Montgomery, vs. Kansas City, 1/6/94 |
| 58 | Brett Kern, @ New England, 1/4/20 |
| 57 | Ode Burrell, @ Oakland, 12/21/69 |
| 57 | Craig Hentrich, @ Indianapolis, 1/16/00 |
| 57 | Brett Kern @ Kansas City, 1/6/18 |

Highest Average Yardage, Career (10 punts)

| | |
|------|---------------------------|
| 47.0 | Brett Kern (25-1176) |
| 42.6 | Greg Montgomery (27-1149) |
| 42.3 | Ode Burrell (11-465) |

Highest Average Yardage, Game (5 punts)

| | |
|------|---|
| 52.5 | Brett Kern, @ Baltimore, 1/11/20 (6-315) |
| 52.0 | Craig Hentrich, @ Indianapolis, 1/16/00, (5-260) |
| 48.6 | Greg Montgomery, vs. Kansas City, 1/16/94 (5-243) |
| 45.8 | Brett Kern, @ New England, 1/4/20 (6-275) |
| 45.1 | Brett Kern, @ New England, 1/13/18 (7-316) |
| 44.7 | Craig Hentrich, @ Baltimore, 1/3/04 (6-268) |
| 44.6 | Greg Montgomery, @ Buffalo, 1/1/89 (5-223) |

INDIVIDUAL PLAYOFF RECORDS: PUNT RETURNS

PUNT RETURNS

Most Punt Returns, Career

| | |
|----|---------------------------|
| 21 | Derrick Mason, 9 games |
| 9 | Richard Ellender, 3 games |
| 5 | Kenny Johnson, 2 games |
| 5 | Robert Woods, 2 games |

Most Punt Returns, Game

| | |
|---|--------------------------------------|
| 6 | Derrick Mason, @ Baltimore, 1/3/04 |
| 5 | Derrick Mason, vs. Buffalo, 1/8/00 |
| 5 | Richard Ellender, @ Denver, 12/23/79 |
| 4 | Kenny Johnson, vs. Seattle, 1/3/88 |

PUNT RETURN YARDS

Most Yards Gained, Career

| | |
|-----|---------------------------|
| 173 | Derrick Mason, 9 games |
| 75 | Richard Ellender, 3 games |
| 27 | Kenny Johnson, 2 games |
| 27 | Bobby Gordon, 1 game |

Most Yards Gained, Game

| | |
|----|--|
| 70 | Derrick Mason, @ Baltimore, 1/3/04 |
| 49 | Derrick Mason, @ Indianapolis, 1/16/00 |
| 42 | Richard Ellender, @ Denver, 12/23/79 |
| 27 | Bobby Gordon, vs. LA Chargers, 1/1/61 |
| 27 | Kenny Johnson, vs. Seattle, 1/3/88 |

Longest Return

| | |
|----|---|
| 27 | Bobby Gordon, vs. LA Chargers, 1/1/61 |
| 25 | Richard Ellender, @ San Diego, 12/29/79 |
| 19 | Derrick Mason, @ Indianapolis, 1/16/00 |
| 19 | Gerald McNeil, @ Cincinnati, 1/6/91 |

Highest Average Gain, Career (5 returns)

| | |
|-----|-------------------------|
| 8.3 | Richard Ellender (9-75) |
| 8.2 | Derrick Mason (21-173) |
| 5.4 | Kenny Johnson (5-27) |

Highest Average Gain, Game (3 returns)

| | |
|------|---|
| 16.3 | Derrick Mason, @ Indianapolis, 1/16/00 (3-49) |
| 11.7 | Derrick Mason, @ Baltimore, 1/3/04 (6-70) |
| 8.5 | Richard Ellender, @ Denver, 12/23/79 (5-42) |
| 6.8 | Kenny Johnson, vs. Seattle, 1/3/88 (4-27) |

INDIVIDUAL PLAYOFF RECORDS: KICKOFF RETURNS

KICKOFF RETURNS

Most Kickoff Returns, Career

| | |
|----|---------------------------|
| 17 | Derrick Mason, 7 games |
| 13 | Allen Pinkett, 8 games |
| 9 | Bobby Jancik, 3 games |
| 9 | John Simon, 2 games |
| 8 | Justin McCareins, 4 games |
| 7 | Lorenzo White, 6 games |

Most Kickoff Returns, Game

| | |
|---|---|
| 5 | Derrick Mason, vs. St. Louis, 1/30/00 |
| 5 | Bobby Jancik, vs. Dallas Texans, 12/23/62 |
| 5 | John Simon, @ Oakland, 1/19/03 |
| 4 | Adoree' Jackson , @ New England, 1/13/18 |

KICKOFF RETURN YARDS

Most Yards Gained, Career

| | |
|-----|------------------------|
| 492 | Derrick Mason, 7 games |
| 239 | Bobby Jancik, 2 games |
| 221 | Allen Pinkett, 6 games |

Most Yards Gained, Game

| | |
|-----|---|
| 174 | Derrick Mason, @ Jacksonville, 1/23/00 |
| 122 | Derrick Mason, vs. St. Louis, 1/30/00 |
| 115 | John Simon, @ Oakland, 1/19/03 |
| 100 | Bobby Jancik, @ Oakland, 12/31/67 |
| 83 | Adoree' Jackson , @ New England, 1/13/18 |

Longest Return

| | |
|-----|--|
| 80t | Derrick Mason, @ Jacksonville, 1/23/00 |
|-----|--|

| | |
|----|---|
| 48 | Bobby Jancik, vs. Dallas Texans, 12/23/62 |
| 47 | Derrick Mason, @ Indianapolis, 1/16/00 |

Highest Average Gain, Career (5 returns)

| | |
|------|----------------------------------|
| 28.9 | Derrick Mason, 7 games |
| 26.6 | Bobby Jancik, 2 games |
| 22.3 | John Simon, 2 games |
| 21.0 | Adoree' Jackson , 4 games |
| 20.8 | Robert Woods, 3 games |

Highest Average Gain, Game (3 returns)

| | |
|------|--|
| 43.5 | Derrick Mason, @ Jacksonville, 1/23/00 (4-174) |
| 31.3 | Derrick Mason, vs. Buffalo, 1/8/2000 (3-94) |
| 29.0 | Zeke Moore @ Oakland 12/31/67 (3-87) |

TEAM PLAYOFF RECORDS: SCORING

TEAM POINTS

Most Points in a Game

| | |
|----|--|
| 38 | @ Buffalo, 1/3/93 (Buffalo 41, Oilers 38) |
| 34 | vs. Pittsburgh, 1/11/03 (Titans 34, Steelers 31, OT) |
| 33 | @ Jacksonville, 1/23/00 (Titans 33, Jac 14) |
| 31 | @ New England, 12/31/78 (Oilers 31, New England 14) |

Most Points in a Game, Opponent

| | |
|----|---|
| 56 | @ Oakland, 12/21/69 (Oakland 56, Oilers 7) |
| 41 | @ Buffalo, 1/3/93 (Buffalo 41, Oilers 38 OT) |
| 41 | @ Cincinnati, 1/6/91 (Cincinnati 41, Oilers 14) |
| 41 | @ Oakland, 1/19/03 (Raiders 41, Titans 24) |

Fewest Points in a Game

| | |
|---|--|
| 5 | @ Pittsburgh, 1/7/79 (Pittsburgh 34, Oilers 5) |
| 6 | @ San Diego, 1/6/08 (SD 17, Titans 6) |
| 7 | 3 times, last @ Oakland, 12/28/80 (Oakland 27, Oilers 7) |

Fewest Points in a Game, Opponent

| | |
|---|--|
| 3 | @ San Diego, 12/24/61 (Oilers 10, San Diego 3) |
| 7 | vs. Denver, 12/23/79 (Oilers 13, Denver 7) |
| 9 | @ Miami, 12/24/78 (Oilers 17, Miami 9) |

Most Decisive Win

| | |
|----|--|
| 19 | @ Jacksonville, 1/23/00 (Titans 33, Jacksonville 14) |
| 17 | @ New England, 12/31/78 (Oilers 31, N.E. 14) |
| 16 | @ Baltimore, 1/11/20 (Titans 28, Baltimore 12) |
| 8 | @ Miami, 12/24/78 (Oilers 17, Miami 9) |
| 8 | vs. LA Chargers, 1/1/61 (Oilers 24, LA Chargers 16) |

Most Decisive Loss

| | |
|----|---|
| 49 | @ Oakland, 12/21/69 (Oakland 56, Oilers 7) |
| 33 | @ Oakland, 12/31/67 (Oakland 40, Oilers 7) |
| 29 | @ Pittsburgh, 1/7/79 (Pittsburgh 34, Oilers 5) |
| 21 | @ New England, 1/13/18 (Patriots 35, Titans 14) |

Most Points in a Game, Both Teams

| | |
|----|--|
| 79 | @ Buffalo, 1/3/93 (Buffalo 41, Oilers 38 OT) |
| 65 | @ Oakland, 1/19/03 (Raiders 41, Titans 24) |
| 65 | vs. Pittsburgh, 1/11/03 (Titans 34, Steelers 31) |
| 63 | @ Oakland, 12/21/69 (Oakland 56, Oilers 7) |
| 55 | @ Cincinnati, 1/6/91 (Cincinnati 41, Oilers 14) |
| 49 | @ New England, 1/13/18 (Patriots 35, Titans 14) |

Most Points, Each Half

| | |
|-----|-----------------------------|
| 1st | 28, @ Buffalo, 1/3/93 |
| 2nd | 23, @ Jacksonville, 1/23/00 |

Most Points, Each Half, Opponent

| | |
|-----|-------------------------|
| 1st | 35, @ Oakland, 12/21/69 |
|-----|-------------------------|

| | |
|-----|-----------------------|
| 2nd | 35, @ Buffalo, 1/3/93 |
|-----|-----------------------|

Most Points, Each Quarter

| | |
|-----|---|
| 1st | 14, @ Denver, 1/4/92, vs. Pittsburgh, 1/11/03 |
| 2nd | 21, @ Buffalo, 1/3/93 |
| | 21, @ New England, 12/31/78 |
| 3rd | 16, @ Jacksonville, 1/23/00 |
| 4th | 14, vs Pittsburgh, 12/31/89 |
| OT | 3, vs. Pittsburgh, 1/11/03 |

Most Points, Each Quarter, Opponent

| | |
|-----|-----------------------------|
| 1st | 28 @ Oakland, 12/21/69 |
| 2nd | 21, @ New England, 1/13/18 |
| 3rd | 28, @ Buffalo, 1/3/93 |
| 4th | 21, vs Kansas City, 1/16/94 |

TEAM TOUCHDOWNS

Most Touchdowns in a Game

| | |
|---|-------------------|
| 5 | @ Buffalo, 1/3/93 |
|---|-------------------|

Most Touchdowns in a Game, Opponent

| | |
|---|---------------------|
| 8 | @ Oakland, 12/21/69 |
|---|---------------------|

Most Touchdowns in a Game, Both Teams

| | |
|----|---|
| 10 | @ Buffalo, 1/3/93 (Buffalo 5, Oilers 5) |
|----|---|

Fewest Touchdowns in a Game, Both Teams

| | |
|---|---|
| 1 | @ San Diego, 12/21/61 (Oilers 1, San Diego 0) |
|---|---|

TEAM PLAYOFF RECORDS: FIRST DOWNS

Most First Downs in a Game

| | |
|----|-------------------------|
| 29 | vs. Pittsburgh, 1/11/03 |
| 28 | @ Oakland, 1/19/03 |
| 27 | vs. St. Louis, 1/30/00 |
| 27 | @ Buffalo, 1/3/93 |
| 27 | vs. Seattle, 1/3/88 |

Most First Downs in a Game, Opponent

| | |
|----|------------------------|
| 31 | @ New England, 1/13/18 |
| 29 | @ Baltimore, 1/11/20 |
| 26 | @ Denver, 1/4/92 |
| 25 | @ San Diego, 12/29/79 |
| 25 | @ Oakland, 1/19/03 |
| 24 | @ Cincinnati, 1/6/91 |

Most First Downs in a Game, Both Teams

| | |
|----|--|
| 53 | @ Oakland, 1/19/03 (Titans 28, Raiders 25) |
| 50 | vs. St. Louis, 1/30/00 (Titans 27, St. Louis 23) |
| 50 | vs. Pittsburgh, 1/11/03 (Titans 29, Steelers 21) |
| 49 | @ Denver, 1/4/92 (Denver 26, Oilers 23) |
| 46 | @ Buffalo, 1/3/93 (Oilers 27, Buffalo 19) |
| 46 | @ New England, 1/13/18 (Patriots 35, Titans 14) |

Fewest First Downs in a Game

| | |
|----|----------------------|
| 10 | @ Pittsburgh, 1/7/79 |
| 11 | @ Pittsburgh, 1/6/80 |
| 11 | @ Oakland, 12/31/67 |

Fewest First Downs in a Game, Opponent

| | |
|----|------------------------|
| 6 | vs. Baltimore, 1/7/01 |
| 9 | vs. Baltimore, 1/10/09 |
| 11 | vs. Seattle, 1/3/88 |
| 12 | @ Oakland, 12/28/80 |

Fewest First Downs in a Game, Both Teams

| | |
|----|--|
| 28 | @ Oakland, 12/31/67 (Oakland 18, Oilers 10) |
| 28 | @ Baltimore, 1/3/04 (Titans 16, Ravens 12) |
| 29 | vs. Baltimore, 1/7/01 (Titans 23, Ravens 6) |
| 29 | vs. Buffalo, 1/8/00 (Titans 16, Bills 13) |
| 30 | vs. Baltimore, 1/10/09 (Titans 21, Ravens 9) |

Most First Downs in a Game, Rushing

| | |
|----|------------------------|
| 13 | @ New England, 1/4/20 |
| 12 | vs. St. Louis, 1/30/00 |

Most First Downs in a Game, Rushing, Opponent

| | |
|----|----------------------|
| 15 | @ Cincinnati, 1/6/91 |
|----|----------------------|

Most First Downs in a Game, Rushing, Both Teams

| | |
|----|---|
| 19 | @ Cincinnati, 1/6/91 (Cincinnati 15, Oilers 4) |
| 19 | @ New England, 1/4/20 (Tennessee 13, New England 6) |
| 19 | @ Baltimore, 1/11/20 (Tennessee 9, Baltimore 10) |

Fewest First Downs in a Game, Rushing

| | |
|---|------------------------|
| 1 | @ Oakland, 12/21/69 |
| 3 | @ New England, 1/13/18 |

Fewest First Downs in a Game, Rushing, Opponent

| | |
|---|------------------------|
| 1 | @ Baltimore, 1/3/04 |
| 1 | vs. St. Louis, 1/30/00 |
| 1 | vs. Seattle, 1/3/88 |

Fewest First Downs in a Game, Rushing, Both Teams

| | |
|---|---|
| 6 | @ Oakland, 12/21/69 (Oakland 5, Oilers 1) |
|---|---|

Most First Downs in a Game, Passing

| | |
|----|--------------------------|
| 18 | @ Buffalo, 1/3/93 |
| 18 | vs. Pittsburgh, 12/31/89 |
| 18 | vs. Seattle, 1/3/88 |
| 18 | vs. Pittsburgh, 1/11/03 |

Most First Downs in a Game, Passing, Opponent

| | |
|----|------------------------|
| 20 | @ New England, 1/13/18 |
| 18 | vs. St. Louis, 1/30/00 |
| 18 | @ Baltimore, 1/11/20 |
| 17 | @ San Diego, 12/29/79 |

Most First Downs in a Game, Passing, Both Teams

| | |
|----|--|
| 31 | vs. St. Louis, 1/30/00 (St. Louis 18, Titans 13) |
| 31 | @ Buffalo, 1/3/93 (Oilers 18, Buffalo 13) |

| | |
|----|---|
| 31 | @ New England, 1/13/18 (Patriots 20, Titans 11) |
|----|---|

Fewest First Downs in a Game, Passing

| | |
|---|----------------------|
| 3 | @ Pittsburgh, 1/7/79 |
|---|----------------------|

Fewest First Downs in a Game, Passing, Opponent

| | |
|---|-----------------------------|
| 4 | vs. Baltimore, 1/7/01 |
| 5 | vs. Dallas Texans, 12/23/62 |
| 5 | vs. Baltimore, 1/10/09 |

Fewest First Downs in a Game, Passing, Both Teams

| | |
|----|---|
| 11 | vs. Buffalo, 1/8/00 (Buffalo 6, Titans 5) |
| 11 | @ Oakland, 12/31/67 (Oakland 6, Oilers 5) |

Most First Downs in a Game, Penalty

| | |
|---|-----------------------|
| 7 | @ Oakland, 1/19/03 |
| 4 | @ San Diego, 12/24/61 |

Most First Downs in a Game, Penalty, Opponent

| | |
|---|-----------------------------|
| 5 | vs. Pittsburgh, 1/11/03 |
| 4 | vs. St. Louis, 1/30/00 |
| 4 | @ Cleveland, 12/24/88 |
| 4 | vs. Dallas Texans, 12/23/62 |

Most First Downs in a Game, Penalty, Both Teams

| | |
|----|--|
| 10 | @ Oakland, 1/19/03 (Titans 7, Raiders 3) |
| 6 | vs. St. Louis, 1/30/00 (St. Louis 4, Titans 2) |
| 6 | vs. Pittsburgh, 1/11/03 (Steelers 5, Titans 1) |
| 5 | @ Buffalo, 1/1/89 (Buffalo 3, Oilers 2) |
| 5 | @ San Diego, 12/23/61 (Oilers 4, San Diego 1) |

Fewest First Downs in a Game, Penalty, Both Teams

| | |
|---|---------------------|
| 0 | vs. Seattle, 1/3/88 |
| 0 | @ Baltimore, 1/3/04 |

TEAM PLAYOFF RECORDS: NET YARDS GAINED RUSHING AND PASSING

Most Yards Gained in a Game

| | |
|-----|-------------------------|
| 437 | vs. Seattle, 1/3/88 |
| 430 | vs. Pittsburgh, 1/11/03 |
| 429 | @ Buffalo, 1/3/93 |
| 422 | @ Denver, 1/4/92 |

Most Yards Gained in a Game, Opponent

| | |
|-----|------------------------|
| 530 | @ Baltimore, 1/11/20 |
| 438 | @ New England, 1/13/18 |
| 436 | vs. St. Louis, 1/30/00 |
| 418 | @ Denver, 1/4/92 |
| 412 | @ Oakland, 12/21/69 |

Most Yards Gained in a Game, Both Teams

| | |
|-----|------------------------|
| 840 | @ Denver, 1/4/92 |
| 830 | @ Baltimore, 1/11/20 |
| 803 | vs. St. Louis, 1/30/00 |

| | |
|-----|-------------------|
| 795 | @ Buffalo, 1/3/93 |
|-----|-------------------|

Fewest Yards Gained in a Game

| | |
|-----|----------------------|
| 142 | @ Pittsburgh, 1/7/79 |
| 146 | @ Oakland, 12/31/67 |
| 197 | @ Oakland, 12/21/69 |

Fewest Yards Gained in a Game, Opponent

| | |
|-----|------------------------|
| 134 | vs. Baltimore, 1/7/01 |
| 209 | @ Miami, 12/24/78 |
| 211 | vs. Baltimore, 1/10/09 |
| 216 | vs. Denver, 12/23/79 |

Fewest Yards Gained in a Game, Both Teams

| | |
|-----|-----------------------|
| 413 | vs. Buffalo, 1/8/00 |
| 451 | vs. Baltimore, 1/7/01 |
| 498 | vs. Denver, 12/23/79 |

| | |
|-----|---------------------|
| 510 | @ Oakland, 12/31/67 |
|-----|---------------------|

TEAM PLAYOFF RECORDS: RUSHING

TEAM RUSHING ATTEMPTS

Most Rushing Attempts in a Game

| | |
|----|-------------------------|
| 54 | @ New England, 12/31/78 |
| 50 | vs. Seattle, 1/3/88 |
| 45 | @ Miami, 12/24/78 |

Most Rushing Attempts in a Game, Opponent

| | |
|----|-----------------------------|
| 54 | vs. Dallas Texans, 12/23/62 |
| 48 | @ Oakland, 12/31/67 |
| 47 | @ Pittsburgh, 1/7/79 |

Fewest Rushing Attempts in a Game

| | |
|----|------------------------|
| 13 | @ Cincinnati, 1/6/91 |
| 16 | @ New England, 1/13/18 |
| 19 | @ Denver, 1/4/92 |
| 19 | @ Oakland, 12/21/69 |

Fewest Rushing Attempts in a Game, Opponent

| | |
|----|------------------------|
| 11 | vs. Seattle, 1/3/88 |
| 13 | vs. St. Louis, 1/30/00 |
| 16 | @ Baltimore, 1/3/04 |
| 16 | @ Kansas City, 1/6/18 |
| 17 | @ Oakland, 1/19/03 |
| 19 | @ San Diego, 12/29/79 |
| 19 | @ San Diego, 12/24/61 |

TEAM RUSHING YARDS

Most Yards Gained in a Game Rushing

| | |
|-----|-----------------------|
| 217 | @ Baltimore, 1/11/20 |
| 202 | @ Kansas City, 1/6/18 |
| 201 | @ New England, 1/4/20 |

| | |
|-----|-------------------------|
| 197 | @ Indianapolis, 1/16/00 |
| 178 | vs. Seattle, 1/3/88 |
| 177 | @ Jacksonville, 1/23/00 |
| 165 | @ Baltimore, 1/3/04 |

Most Yards Gained in a Game Rushing, Opponent

| | |
|-----|-----------------------------|
| 263 | @ Oakland, 12/31/67 |
| 199 | vs. Dallas Texans, 12/23/62 |
| 187 | @ Cincinnati, 1/6/91 |

Most Yards Gained in a Game Rushing, Both Teams

| | |
|-----|---|
| 402 | @ Baltimore, 1/11/20 (Titans 217, Ravens 185) |
| 321 | @ Jacksonville, 1/23/00 (Titans 177, Jaguars 144) |
| 301 | @ Oakland, 12/31/67 (Oakland 263, Oilers 38) |
| 299 | @ New England, 1/4/20 (Tennessee 201, New England 98) |
| 297 | vs. Dallas Texans, 12/23/62 (Dallas 199, Oilers 98) |

Fewest Yards Gained in a Game Rushing

| | |
|----|------------------------|
| 24 | @ Pittsburgh, 1/6/80 |
| 28 | @ Oakland, 12/21/69 |
| 38 | @ Oakland, 12/31/67 |
| 65 | @ New England, 1/13/18 |

Fewest Yards Gained in a Game Rushing, Opponent

| | |
|----|------------------------|
| 29 | vs. St. Louis, 1/30/00 |
| 29 | vs. Seattle, 1/3/88 |
| 49 | vs. Baltimore, 1/7/01 |

| | |
|----|------------------------|
| 50 | vs. Baltimore, 1/10/09 |
| 54 | @ Baltimore, 1/3/04 |
| 61 | @ Denver, 1/10/88 |
| 69 | @ Kansas City, 1/6/18 |

Fewest Yards Gained in a Game Rushing, Both Teams

| | |
|-----|---|
| 110 | vs. Kansas City, 1/16/94 (K.C. 71, Oilers 39) |
| 134 | @ Denver, 1/10/88 (Oilers 73, Denver 61) |
| 138 | @ Oakland, 12/21/69 (Oakland 37, Oilers 19) |

Highest Average Gain in a Game

| | |
|-----|-------------------------|
| 6.5 | @ Kansas City, 1/6/18 |
| 6.0 | @ Indianapolis, 1/16/00 |
| 5.9 | @ Baltimore, 1/11/20 |
| 5.2 | @ Cincinnati, 1/6/91 |

Highest Average Gain in a Game, Opponent

| | |
|-----|---------------------------|
| 6.4 | @ Baltimore, 1/11/20 |
| 6.3 | vs. Jacksonville, 1/23/00 |
| 5.9 | vs. Pittsburgh, 12/31/89 |

Lowest Average Gain in a Game

| | |
|-----|----------------------|
| 1.1 | @ Pittsburgh, 1/6/80 |
|-----|----------------------|

Lowest Average Gain in a Game, Opponent

| | |
|-----|------------------------|
| 1.7 | vs. Baltimore, 1/10/09 |
| 2.1 | vs. Baltimore, 1/7/01 |
| 2.1 | @ Denver, 1/10/88 |
| 2.1 | @ San Diego, 1/6/08 |

TEAM PLAYOFF RECORDS: PASSING

TEAM PASSING ATTEMPTS

Most Passes Attempted in a Game

| | |
|----|-----------------------------|
| 50 | @ Buffalo, 1/3/93 |
| 47 | vs. Baltimore, 1/7/01 |
| 46 | @ Oakland, 12/21/69 |
| 46 | vs. Dallas Texans, 12/23/62 |

Most Passes Attempted in a Game, Opponent

| | |
|----|-------------------------|
| 59 | @ Baltimore, 1/11/20 |
| 53 | @ New England, 1/13/18 |
| 47 | @ San Diego, 12/29/79 |
| 45 | vs. St. Louis, 1/30/00 |
| 43 | @ Indianapolis, 1/16/00 |

Most Passes Attempted in a Game, Both Teams

| | |
|----|--|
| 90 | @ New England, 1/13/18 (Patriots 53, Titans 37) |
| 87 | vs. Pittsburgh, 1/11/03 (Titans 45, Steelers 42) |
| 84 | @ Buffalo, 1/3/93 (Oilers 50, Buffalo 34) |
| 81 | vs. St. Louis, 1/30/00 (St. Louis 45, Titans 36) |
| 81 | vs. Kansas City, 1/16/94 (Oilers 43, K.C. 38) |
| 81 | vs. Pittsburgh, 12/31/89 (Oilers 48, Pitt 33) |

Fewest Passes Attempted in a Game

| | |
|----|----------------------|
| 15 | @ Baltimore, 1/11/20 |
|----|----------------------|

| | |
|----|-------------------------|
| 15 | @ New England, 12/31/78 |
| 16 | @ New England, 1/4/20 |
| 19 | @ San Diego, 12/29/79 |
| 22 | vs. Denver, 12/23/79 |
| 23 | @ Baltimore, 1/3/04 |

Fewest Passes Attempted in a Game, Opponent

| | |
|----|-----------------------------|
| 14 | vs. Dallas Texans, 12/23/62 |
| 17 | vs. Baltimore, 1/7/01 |
| 19 | @ Pittsburgh, 1/7/79 |
| 22 | @ Oakland, 12/21/69 |
| 22 | vs. Baltimore, 1/10/09 |

Fewest Passes Attempted in a Game, Both Teams

| | |
|----|---|
| 45 | @ Pittsburgh, 1/7/79 (Oilers 26, Pittsburgh 19) |
| 46 | vs. Buffalo, 1/8/00 (Titans 24, Buffalo 22) |
| 49 | vs. Denver, 12/23/79 (Denver 27, Oilers 22) |

TEAM PASS COMPLETIONS

Most Passes Completed in a Game

| | |
|----|--------------------------|
| 36 | @ Buffalo, 1/3/93 |
| 32 | vs. Kansas City, 1/16/94 |
| 29 | vs. Pittsburgh, 12/31/89 |

Most Passes Completed in a Game, Opponent

| | |
|----|------------------------|
| 35 | @ New England, 1/13/18 |
|----|------------------------|

| | |
|----|--------------------------|
| 31 | @ Baltimore, 1/11/20 |
| 29 | @ Oakland, 1/19/03 |
| 25 | @ San Diego, 12/29/79 |
| 24 | vs. St. Louis, 1/30/00 |
| 24 | @ Kansas City, 1/6/18 |
| 22 | vs. Kansas City, 1/16/94 |

Most Passes Completed in a Game, Both Teams

| | |
|----|--|
| 57 | @ Buffalo, 1/3/93 (Oilers 36, Buffalo 21) |
| 57 | @ New England, 1/13/18 (Patriots 35, Mariota 22) |
| 54 | vs. Kansas City, 1/16/94 (Oilers 32, K.C. 22) |
| 50 | @ Oakland, 1/19/03 (Raiders 29, Titans 21) |
| 49 | vs. NY Jets, 12/29/91 (Oilers 28, NY Jets 21) |

Fewest Passes Completed in a Game

| | |
|----|------------------------------------|
| 7 | @ Baltimore, 1/11/20 |
| 9 | @ New England, 1/4/20 |
| 10 | @ San Diego, 12/29/79 |
| 10 | vs. Denver, 12/23/79 |
| 12 | 2 times, last @ Pittsburgh, 1/7/79 |

Fewest Passes Completed in a Game, Opponent

| | |
|----|-----------------------------|
| 5 | vs. Baltimore, 1/7/01 |
| 8 | @ Oakland, 12/28/80 |
| 9 | vs. Dallas Texans, 12/23/62 |
| 10 | vs. Buffalo, 1/8/00 |
| 10 | @ Oakland, 12/31/67 |

Fewest Passes Completed in a Game, Both Teams

| | |
|----|---|
| 23 | vs. Buffalo, 1/8/00 (Titans 13, Buffalo 10) |
| 23 | @ Oakland, 12/28/80 (Oilers 15, Oakland 8) |
| 23 | @ Pittsburgh, 1/7/79 (Oilers 12, Pittsburgh 11) |
| 24 | vs. Denver, 12/23/79 (Denver 14, Oilers 10) |

Highest Completion Percentage in a Game (20 attempts)

75.0 @ Denver, 1/4/92

Highest Completion Percentage in a Game, Opponent (20 att.)

| | |
|------|-----------------------|
| 72.7 | @ Kansas City, 1/6/18 |
| 70.7 | @ Oakland, 1/19/03 |
| 67.9 | @ Cleveland, 12/24/88 |

Lowest Completion Percentage in a Game (20 attempts)

39.1 @ Oakland, 12/21/69

Lowest Completion Percentage in a Game, Opponent (20 att.)

34.5 @ Oakland, 12/28/80

TEAM PASSING YARDS**Most Yards Gained in a Game, Passing**

| | |
|-----|--------------------------|
| 347 | @ Buffalo, 1/3/93 |
| 338 | @ Pittsburgh, 1/11/03 |
| 325 | vs. Denver, 1/4/92 |
| 315 | vs. Pittsburgh, 12/31/89 |

Most Yards Gained in a Game, Passing, Opponent

| | |
|-----|------------------------|
| 407 | vs. St. Louis, 1/30/00 |
| 349 | @ San Diego, 12/29/79 |
| 345 | @ Baltimore, 1/11/20 |
| 337 | @ New England, 1/13/18 |

317 vs. Denver, 12/23/79

Fewest Yards Gained in a Game, Passing

| | |
|-----|-----------------------|
| 55 | vs. Buffalo, 1/8/00 |
| 70 | @ Pittsburgh, 1/7/79 |
| 71 | @ New England, 1/4/20 |
| 83 | @ Baltimore, 1/11/20 |
| 108 | @ Oakland, 12/31/67 |

Fewest Yards Gained in a Game, Passing, Opponent

| | |
|-----|-----------------------------|
| 38 | vs. Dallas Texans, 12/23/62 |
| 96 | vs. Buffalo, 1/8/00 |
| 101 | @ Oakland, 12/31/67 |

Fewest Yards Gained in a Game, Passing, Both Teams

| | |
|-----|---|
| 151 | vs. Buffalo, 1/8/00 (Buffalo 96, Titans 55) |
| 209 | @ Oakland, 12/31/67 (Oilers 108, Oakland 101) |
| 251 | vs. Denver, 12/23/79 (Oilers 147, Denver 104) |

TEAM PLAYOFF RECORDS: SACKS**Most Sacks in a Game**

| | |
|---|--------------------------|
| 9 | vs. Kansas City, 1/16/94 |
| 4 | @ Kansas City, 1/6/18 |
| 4 | @ Baltimore, 1/11/20 |

Most Sacks in a Game, Opponent

| | |
|---|-----------------------------|
| 8 | @ New England, 1/13/18 |
| 6 | vs. Denver, 12/23/79 |
| 6 | vs. Dallas Texans, 12/23/62 |
| 6 | @ San Diego, 12/24/61 |

Most Sacks in a Game, Both Teams

| | |
|----|--|
| 11 | vs. Kansas City, 1/16/94 (Oilers 9, Kansas City 2) |
| 10 | @ San Diego, 12/24/61 (Oilers 6, San Diego 4) |
| 7 | @ Pittsburgh, 1/7/79 (Oilers 5, Pittsburgh 2) |
| 6 | @ Kansas City, 1/6/18 (Titans 4, Chiefs 2) |

Fewest Sacks in a Game, Both Teams

0 @ Denver, 1/4/92

TEAM PLAYOFF RECORDS: PUNTING**PUNTS****Most Punts in a Game**

| | |
|----|---------------------|
| 11 | @ Oakland, 12/21/69 |
| 11 | @ Oakland, 12/31/67 |
| 9 | @ Oakland, 12/28/80 |

Most Punts in a Game, Opponent

| | |
|---|-----------------------------|
| 9 | @ Oakland, 12/28/80 |
| 8 | vs. Baltimore, 1/10/09 |
| 8 | @ Baltimore, 1/3/04 |
| 8 | vs. Baltimore, 1/7/01 |
| 8 | vs. Buffalo, 1/8/00 |
| 8 | vs. Dallas Texans, 12/23/62 |
| 7 | @ Indianapolis, 1/16/00 |
| 7 | vs. Seattle, 1/3/88 |

Most Punts in a Game, Both Teams

| | |
|----|--|
| 18 | @ Oakland, 12/28/80 (Oilers 9, Oakland 9) |
| 16 | @ Oakland, 12/21/69 (Oilers 11, Oakland 5) |
| 15 | vs. Buffalo, 1/8/00 (Buffalo 8, Titans 7) |

| | |
|----|--|
| 15 | @ Oakland, 12/31/67 (Oilers 11, Oakland 4) |
| 14 | @ Baltimore, 1/3/04 (Titans 6, Ravens 8) |

45.2 vs. Denver, 12/23/79

TEAM PUNTING AVERAGE**Highest Average Distance in a Game (minimum 4 Punts)**

| | |
|------|-------------------------|
| 53.3 | vs. Baltimore, 1/10/09 |
| 52.5 | @ Baltimore, 1/11/20 |
| 52.0 | @ Indianapolis, 1/16/00 |
| 45.8 | @ New England, 1/4/20 |
| 45.1 | @ New England, 1/13/18 |
| 44.3 | @ Baltimore, 1/3/04 |
| 44.0 | @ Oakland, 12/28/80 |

Highest Average Distance in a Game, Opponent (minimum 4 punts)

| | |
|------|-------------------------|
| 50.0 | @ Kansas City, 1/6/18 |
| 48.8 | @ Baltimore, 1/3/04 |
| 48.6 | @ Indianapolis, 1/16/00 |
| 46.0 | @ New England, 1/4/20 |
| 45.3 | @ Jacksonville, 1/23/00 |

TEAM PLAYOFF RECORDS: INTERCEPTIONS

Most Interceptions in a Game

- 6 @ San Diego, 12/24/61
- 5 @ Pittsburgh, 1/7/79
- 5 vs. Dallas Texans, 12/23/62

Most Interceptions in a Game, Opponent

- 5 @ San Diego, 12/29/79
- 4 @ San Diego, 12/24/61
- 3 5 times, last @ Baltimore, 1/3/04

Most Interceptions in a Game, Both Teams

- 10 @ San Diego, 12/24/61 (Oilers 6, San Diego 4)
- 7 @ Pittsburgh, 1/7/79 (Oilers 5, Pittsburgh 2)
- 6 2 times, last @ San Diego, 12/29/79 (San Diego 5, Oilers 1)
- 5 @ Baltimore, 1/3/04 (Titans 3, Ravens 2)

Fewest Interceptions in a Game

- 0 Eleven times, last @ New England, 1/13/18

Fewest Interceptions in a Game, Opponents

- 0 11 times, last @ Baltimore, 1/11/20

Fewest Interceptions in a Game, Both Teams

- 0 Five times, last @ New England 1/13/18
- 1 7 times, last @ Kansas City, 1/6/18

TEAM PLAYOFF RECORDS: FUMBLES

TEAM FUMBLES

Most Fumbles in a Game

- 7 vs. Kansas City, 1/16/94
- 6 @ Pittsburgh, 1/7/79
- 5 Four times, last vs. Baltimore, 1/10/09

Most Fumbles in a Game, Opponent

- 6 @ Pittsburgh, 1/7/79
- 5 @ Jacksonville, 1/23/00
- 3 @ Denver, 1/4/92
- 3 @ Oakland, 12/21/69
- 3 @ Oakland, 1/19/03

Most Fumbles in a Game, Both Teams

- 12 @ Pittsburgh, 1/7/79 (Oilers 6, Pittsburgh 6)

- 10 @ Jacksonville, 1/23/00 (Titans 5, Jacksonville 5)
- 7 vs. Baltimore, 1/10/09 (Titans 5, Baltimore 2)
- 7 vs. Kansas City, 1/16/94 (Oilers 7, Kansas City 0)
- 7 vs. San Diego, 12/24/61 (Oilers 5, San Diego 2)

TEAM FUMBLES LOST

Most Fumbles Lost in a Game

- 4 @ Pittsburgh, 1/7/79
- 3 @ Jacksonville, 1/23/00
- 2 9 times, last vs. Baltimore, 1/10/09

Most Fumbles Lost in a Game, Opponent

- 4 @ Jacksonville, 1/23/00
- 3 @ Pittsburgh, 1/7/79

- 2 @ Miami, 12/24/78
- 2 vs. San Diego, 12/24/61

Most Fumbles Lost in a Game, Both Teams

- 7 @ Pittsburgh, 1/7/79 (Oilers 4, Pittsburgh 3)
- 7 @ Jacksonville, 1/23/00 (Jacksonville 4, Titans 3)
- 3 6 times, last @ Oakland, 1/19/03

TEAM PLAYOFF RECORDS: PENALTIES

PENALTIES

Most Penalties in a Game

- 13 @ Denver, 1/4/92
- 12 vs. Baltimore, 1/10/09
- 11 @ Cleveland, 12/24/88
- 10 @ New England, 1/13/18

Most Penalties in a Game, Opponent

- 14 @ Oakland, 12/28/80
- 14 @ Oakland, 1/19/03
- 10 vs. Buffalo, 1/8/00
- 10 @ San Diego, 12/24/61

Most Penalties in a Game, Both Teams

- 22 @ Oakland, 12/28/80 (Oakland 14, Oilers 8)
- 21 @ Oakland, 1/19/03 (Oakland 14, Titans 7)
- 20 @ Cleveland, 12/24/88 (Oilers 11, Cleveland 9)
- 20 vs. Baltimore, 1/10/09 (Titans 12, Baltimore 8)

Fewest Penalties in a Game

- 2 vs. Buffalo, 1/8/00
- 2 @ Pittsburgh, 1/6/80
- 2 vs. Denver, 12/23/79
- 2 @ New England, 12/31/78

Fewest Penalties in a Game, Opponent

- 1 @ Miami, 12/24/78
- 2 @ New England, 1/10/04
- 3 @ New England, 1/4/20
- 3 vs. Seattle, 1/3/88
- 3 vs. LA Chargers, 1/1/61

Fewest Penalties in a Game, Both Teams

- 6 @ Miami, 12/24/78 (Oilers 5, Miami 1)
- 7 3 times, last vs. Seattle, 1/3/88 (Oilers 4, Seattle 3)

YARDS PENALIZED

Most Yards Penalized in a Game

- 118 @ Cleveland, 12/24/88

- 92 vs. Pittsburgh, 1/11/03
- 89 vs. Baltimore, 1/10/09
- 85 @ Denver, 1/4/92

Most Yards Penalized in a Game, Opponent

- 127 @ Oakland, 1/19/03
- 106 @ San Diego, 12/24/61
- 100 @ Jacksonville, 1/23/00
- 92 @ New England, 12/24/78

Most Yards Penalized in a Game, Both Teams

- 193 @ Cleveland, 12/24/88 (Oilers 118, Cleveland 75)
- 187 @ Oakland, 1/19/03 (Raiders 127, Titans 60)
- 174 @ San Diego, 12/24/61 (San Diego 106, Oilers 68)
- 155 2 times, last @ Denver, 1/4/92 (Oilers 85, Den. 70)

Fewest Yards Penalized in a Game

- 10 @ Pittsburgh, 1/6/80
- 12 vs. Buffalo, 1/8/00
- 19 vs. Denver, 12/23/79

Fewest Yards Penalized in a Game, Opponent

| | |
|----|-------------------------|
| 5 | @ Miami, 12/24/78 |
| 14 | @ New England, 1/10/04 |
| 15 | vs. LA Chargers, 1/1/61 |
| 20 | vs. Seattle, 1/3/88 |

Fewest Yards Penalized in a Game, Both Teams

| | |
|----|---|
| 42 | @ Miami, 12/24/78 (Oilers 37, Miami 5) |
| 44 | @ Pittsburgh, 1/6/80 (Pittsburgh 34, Oilers 10) |
| 45 | vs. Seattle, 1/3/88 (Oilers 25, Seattle 20) |

BIG DAYS/PLAYOFFS (300 YDS PASSING, 100 YDS RUSHING, 100 YDS RECEIVING)**PASSING**

| | | | |
|-----|-------------------------------|---------------|------------|
| 371 | Warren Moon @ Buffalo | Jan. 3, 1993 | (36 of 50) |
| 338 | Steve McNair vs. Pittsburgh | Jan. 11, 2003 | (27 of 44) |
| 325 | Warren Moon @ Denver | Jan. 4, 1992 | (27 of 36) |
| 315 | Warren Moon vs. Pittsburgh | Dec. 31, 1989 | (29 of 48) |
| 306 | Dan Pastorini @ Miami | Dec. 24, 1978 | (20 of 29) |
| 306 | Warren Moon vs. Kansas City | Jan. 16, 1994 | (32 of 43) |
| 301 | George Blanda vs. Los Angeles | Jan. 1, 1961 | (16 of 32) |

RUSHING

| | | | |
|-----|-----------------------------|---------------|--------------|
| 195 | Derrick Henry @ Baltimore | Jan. 11, 2020 | (30 carries) |
| 182 | Derrick Henry @ New England | Jan. 4, 2020 | (34 carries) |
| 162 | Eddie George @ Indianapolis | Jan. 16, 2000 | (26 carries) |
| 156 | Derrick Henry @ Kansas City | Jan. 6, 2018 | (23 carries) |
| 118 | Earl Campbell @ New England | Dec. 31, 1978 | (27 carries) |

| | | | |
|-----|--------------------------|--------------|--------------|
| 106 | Eddie George vs. Buffalo | Jan. 8, 2000 | (29 carries) |
|-----|--------------------------|--------------|--------------|

RECEIVING

| | | | |
|-----|------------------------------|---------------|-----------------|
| 136 | Ernest Givins vs. Pittsburgh | Dec. 31, 1989 | (11 receptions) |
| 135 | Justin Gage vs. Baltimore | Jan. 10, 2009 | (10 receptions) |
| 128 | Billy Cannon vs. Los Angeles | Jan. 1, 1961 | (3 receptions) |
| 123 | Frank Wycheck vs. Pittsburgh | Jan. 11, 2003 | (10 receptions) |
| 117 | Ernest Givins @ Buffalo | Jan. 3, 1993 | (9 receptions) |
| 112 | Mike Barber @ Miami | Dec. 24, 1978 | (4 receptions) |
| 111 | Ernest Givins @ Denver | Jan. 4, 1992 | (6 receptions) |
| 103 | Ken Burrough @ Miami | Dec. 24, 1978 | (6 receptions) |

CAREER 300-YARD PASSING PLAYOFF GAMES

| No. | Player | W-L |
|-----|---------------|-----|
| 4 | Warren Moon | 0-4 |
| 1 | George Blanda | 1-0 |
| 1 | Dan Pastorini | 1-0 |
| 1 | Steve McNair | 1-0 |

CAREER 100-YARD RUSHING PLAYOFF GAMES

| No. | Player | W-L |
|-----|---------------|-----|
| 3 | Derrick Henry | 3-0 |
| 2 | Eddie George | 2-0 |
| 1 | Earl Campbell | 1-0 |

CAREER 100-YARD RECEIVING PLAYOFF GAMES

| No. | Player | W-L |
|-----|---------------|-----|
| 3 | Ernest Givins | 0-3 |
| 1 | Mike Barber | 1-0 |
| 1 | Ken Burrough | 1-0 |
| 1 | Billy Cannon | 1-0 |
| 1 | Justin Gage | 0-1 |
| 1 | Frank Wycheck | 1-0 |

PLAYOFF GAME SUMMARIES

AFL CHAMPIONSHIP GAME – 1960
Houston 24, Los Angeles Chargers 16
January 1, 1961 • Jeppesen Stadium

One sensational play by rookie halfback Billy Cannon, the previous season's Heisman Trophy winner, was the difference, as the Houston Oilers defeated the Los Angeles Chargers 24-16 in the first AFL Championship game. The Chargers took the early lead on two field goals by Ben Agajanian, but QB George Blanda brought the Oilers back, throwing a 17-yard touchdown pass to Dave Smith and kicking an 18-yard field goal, which put Houston ahead 10-9 at halftime. The teams exchanged touchdowns in the third quarter, with Blanda throwing a seven-yard scoring pass to Bill Groman and Chargers halfback Paul Lowe pounding over from the 2. Protecting a one-point lead in the fourth quarter and facing a third-and-nine at the Houston 12, Blanda threw a short pass to Cannon, who broke a tackle and outran the Chargers' secondary to complete an 88-yard scoring play. In the final minute of the game, the Chargers drove down the field, reaching the Houston 22. However, the Oilers held on fourth down for the title.

Los Angeles 6 3 7 0 16
Houston 0 10 7 7 24

| TEAM | SCORING PLAY | QTR-INTO |
|----------|--|----------|
| Chargers | Agajanian 38 yd. field goal | 1-10:58 |
| Chargers | Agajanian 22 yd. field goal | 1-6:44 |
| Oilers | Smith 17 yd. pass from Blanda (Blanda kick) | 2-11:09 |
| Oilers | Blanda 18 yd. field goal | 2-5:15 |
| Chargers | Agajanian 27 yd. field goal | 2-0:09 |
| Oilers | Groman 7 yd. pass from Blanda (Blanda kick) | 3-N/A |
| Chargers | Lowe 2 yd. run (Agajanian, kick) | 3-N/A |
| Oilers | Cannon 88 yd. pass from Blanda (Blanda kick) | 4-N/A |

Missed FG: N/A
Attendance: 32,183

| | Chargers | Oilers |
|----------------------|----------|---------|
| First downs | 21 | 17 |
| Total yards | 333 | 401 |
| Rushing yards | 162 | 100 |
| Passing yards | 171 | 301 |
| Passes-comp.-Int. | 41-21-2 | 32-16-0 |
| Punts-avg. | 4-41.0 | 5-34.0 |
| Punt return yards | 2-42 | 0-0 |
| Kickoff return yards | 5-123 | 5-128 |
| Fumbles-lost | 2-0 | 0-0 |
| Penalties-yards | 3-15 | 4-54 |

| RUSHING | | | | | | | | | |
|---------------|-----------|------------|-----------|----------|---------------|-----------|------------|-----------|----------|
| OILERS | Att | Yds | Lg | TD | CHARGERS | Att | Yds | Lg | TD |
| Cannon | 18 | 50 | NA | 0 | Lowe | 21 | 165 | NA | 1 |
| Smith | 19 | 45 | NA | 0 | Kemp | 6 | 19 | NA | 0 |
| Hall | 3 | 5 | NA | 0 | Ferguson | 4 | 14 | NA | 0 |
| | | | | | Ford | 2 | 5 | NA | 0 |
| TOTALS | 40 | 100 | NA | 0 | TOTALS | 35 | 162 | NA | 1 |

| PASSING | | | | | | | | | |
|---------------|-----------|-----------|------------|------------|---------------|-----------|-----------|------------|------------|
| OILERS | Att | Cmp | Yds | TD-I | CHARGERS | Att | Cmp | Yds | TD-I |
| Blanda | 31 | 16 | 301 | 3-0 | Kemp | 41 | 21 | 171 | 0-2 |
| Cannon | 1 | 0 | 0 | 0-0 | | | | | |
| TOTALS | 32 | 16 | 301 | 3-0 | TOTALS | 41 | 21 | 171 | 0-2 |

| RECEIVING | | | | | | | | | |
|---------------|-----------|------------|-----------|----------|---------------|-----------|------------|-----------|----------|
| OILERS | Rec | Yds | Lg | TD | CHARGERS | Rec | Yds | Lg | TD |
| Smith | 5 | 52 | NA | 1 | Norton | 6 | 55 | NA | 0 |
| Cannon | 3 | 128 | NA | 1 | Lowe | 3 | 35 | NA | 0 |
| Carson | 1 | 13 | NA | 0 | Womble | 6 | 23 | NA | 0 |
| Hennigan | 4 | 71 | NA | 0 | Kocourek | 3 | 57 | NA | 0 |
| Groman | 3 | 37 | NA | 1 | Ferguson | 2 | 29 | NA | 0 |
| | | | | | Flowers | 1 | 6 | NA | 0 |
| TOTALS | 16 | 301 | NA | 3 | TOTALS | 21 | 171 | NA | 0 |

AFL CHAMPIONSHIP GAME – 1961
Houston 10, San Diego Chargers 3
Dec. 24, 1961 • Balboa Stadium

The Houston Oilers defeated the San Diego Chargers 10-3 to win their second consecutive AFL title. In a game marked by turnovers, Houston had seven and San Diego six. The only score of the first half came on a 46-yard field goal by George Blanda, which followed a nine-yard San Diego punt. In the third quarter, the Oilers put together the only sustained drive of the game, moving 80 yards. With a third-and-five at the San Diego 35, Blanda rolled to his right and found Billy Cannon open at the 17. Cannon jumped to make the catch, shrugged off a would-be tackler, and motored into the end zone for a touchdown that put Houston up 10-0. The Chargers scored early in the fourth quarter on a 12-yard field goal by George Blair, but they could not get on the scoreboard again.

San Diego 0 0 0 3 3
Houston 0 3 7 0 10

| TEAM | SCORING PLAY | QTR |
|----------|--|-----|
| Oilers | Blanda 46 yd. field goal | 2 |
| Oilers | Cannon 35 yd. pass from Blanda (Blanda kick) | 3 |
| Chargers | Blair 12 yd. field goal | 4 |

Missed FG: N/A
Attendance: 29,556

| | Chargers | Oilers |
|----------------------|----------|---------|
| First downs | 15 | 18 |
| Total yards | 482 | 416 |
| Rushing yards | 79 | 96 |
| Passing yards | 177 | 160 |
| Passes-comp.-Int. | 31-17-4 | 41-18-6 |
| Punts-avg. | 6-33.3 | 4-41.5 |
| Punt return yards | 1-16 | 0-0 |
| Kickoff return yards | 2-50 | 0-0 |
| Fumbles-lost | 2-2 | 5-1 |
| Penalties-yards | 10-106 | 5-68 |
| Field goals made-att | 1-1 | 1-1 |

| RUSHING | | | | | | | | | |
|---------------|-----------|-----------|-----------|----------|---------------|-----------|-----------|-----------|----------|
| OILERS | Att | Yds | Lg | TD | CHARGERS | Att | Yds | Lg | TD |
| Cannon | 15 | 48 | 22 | 0 | Lincoln | 3 | 7 | 4 | 0 |
| Tolar | 16 | 52 | 20 | 0 | Lowe | 5 | 30 | 12 | 0 |
| Blanda | 2 | 4 | 1 | 0 | Roberson | 8 | 37 | 23 | 0 |
| | | | | | Kemp | 4 | 5 | 17 | 0 |
| TOTALS | 33 | 96 | 22 | 0 | TOTALS | 20 | 79 | 23 | 0 |

| PASSING | | | | | | | | | |
|---------------|-----------|-----------|------------|------------|---------------|-----------|-----------|------------|------------|
| OILERS | Att | Cmp | Yds | TD-I | CHARGERS | Att | Cmp | Yds | TD-I |
| Blanda | 40 | 18 | 160 | 1-5 | Kemp | 32 | 17 | 226 | 0-4 |
| Groman | 1 | 0 | 0 | 0-1 | | | | | |
| TOTALS | 41 | 18 | 160 | 1-6 | TOTALS | 32 | 17 | 226 | 0-4 |

| RECEIVING | | | | | | | | | |
|---------------|-----------|------------|-----------|----------|---------------|-----------|------------|-----------|----------|
| OILERS | Rec | Yds | Lg | TD | CHARGERS | Rec | Yds | Lg | TD |
| Cannon | 5 | 53 | 35 | 1 | Lincoln | 1 | 3 | 3 | 0 |
| Tolar | 2 | 2 | 8 | 0 | Roberson | 1 | 11 | 11 | 0 |
| Groman | 3 | 32 | 19 | 0 | Kocourek | 7 | 123 | 40 | 0 |
| Hennigan | 5 | 43 | 14 | 0 | Norton | 3 | 48 | 28 | 0 |
| Dewveall | 2 | 10 | 11 | 0 | Flowers | 2 | 17 | 9 | 0 |
| McLeod | 1 | 20 | 20 | 0 | Scarpitto | 1 | 9 | 9 | 0 |
| | | | | | Hayes | 1 | 5 | 5 | 0 |
| TOTALS | 18 | 160 | 35 | 1 | TOTALS | 17 | 226 | 40 | 0 |

* Some game summaries in this section from *Total Football* and *NFL Record & Fact Book*.

PLAYOFF GAME SUMMARIES

AFL CHAMPIONSHIP GAME – 1962
Dallas 20, Houston 17 (2 OT)
Dec. 23, 1962 • Jeppesen Stadium

In what was at the time the longest game in the history of professional football, the Dallas Texans dethroned the two-time defending AFL champion Houston Oilers when Tommy Brooker kicked a 25-yard field goal after 2:54 of the sixth quarter, or 17:54 of sudden-death overtime. The Texans led 17-0 after two quarters, but the Oilers, tied it up with 17 second-half points. The overtime started with a potentially damaging gaffe by Dallas captain Abner Haynes, who had already scored twice, but who won the toss and then elected to 'kick to the clock'. What Haynes wanted was the strong wind behind his team, but, by saying kick first, it gave the Oilers the chance to decide which end to take, and they, needless to say, chose to have the wind behind them. As it turned out, it didn't matter. After an interception near the end of the first overtime period, the Texans took over. Two big plays by fullback Jack Spikes put the ball at the Houston 19, and, on fourth-and-nine, Brooker ended the contest.

| | | | | | | | |
|---------|---------|----|---|----|---|---|----|
| Dallas | 3 | 14 | 0 | 0 | 0 | 3 | 20 |
| Houston | 0 | 0 | 7 | 10 | 0 | 0 | 17 |

| TEAM | SCORING PLAY | QTR-INTO |
|---------|--|----------|
| Dallas | Brooker 16 yd. field goal | 1-4:21 |
| Dallas | Haynes 28 yd. pass from Dawson (Brooker kick) | 2-14:31 |
| Dallas | Haynes 2 yd. run (Brooker, kick) | 2-3:31 |
| Houston | Dewveall 15 yd. pass from Blanda (Blanda kick) | 3-11:51 |
| Houston | Blanda 31 yd. field goal | 4-11:09 |
| Houston | Tolar 1 yd. run (Blanda kick) | 4-5:51 |
| Dallas | Brooker 25 yd. field goal | 6-12:05 |

Attendance: 37,081

| | Texans | Oilers |
|----------------------|--------|---------|
| First downs | 19 | 21 |
| Total yards | 287 | 359 |
| Rushing yards | 199 | 98 |
| Passing yards | 88 | 261 |
| Passes-comp.-Int. | 14-9-0 | 46-23-5 |
| Punts-avg. | 8-31.2 | 3-39.3 |
| Punt return yards | 1-0 | 1-0 |
| Kickoff return yards | 4-86 | 5-139 |
| Fumbles-lost | 1-1 | 1-1 |
| Penalties-yards | 10-73 | 5-47 |
| Field goals made-att | 2-1 | 0-0 |

| RUSHING | | | | | | | | | |
|---------|-----|-----|----|----|-----------|-----|-----|----|----|
| OILERS | Att | Yds | Lg | TD | TEXANS | Att | Yds | Lg | TD |
| Tolar | 17 | 58 | 12 | 1 | Spikes | 11 | 77 | 33 | 0 |
| Cannon | 11 | 37 | 7 | 0 | McClinton | 24 | 70 | 8 | 0 |
| Smith | 2 | 3 | 4 | 0 | Dawson | 5 | 26 | 11 | 0 |
| | | | | | Haynes | 14 | 26 | 14 | 0 |
| TOTALS | 30 | 98 | 12 | 1 | TOTALS | 54 | 199 | 33 | 0 |

| PASSING | | | | | | | | | |
|---------|-----|-----|-----|------|--------|-----|-----|-----|------|
| OILERS | Att | Cmp | Yds | TD-I | TEXANS | Att | Cmp | Yds | TD-I |
| Blanda | 46 | 23 | 261 | 1-5 | Dawson | 14 | 9 | 88 | 1-0 |
| TOTALS | 46 | 23 | 261 | 1-5 | TOTALS | 14 | 9 | 88 | 1-0 |

| RECEIVING | | | | | | | | | |
|-----------|-----|-----|----|----|-----------|-----|-----|----|----|
| OILERS | Rec | Yds | Lg | TD | TEXANS | Rec | Yds | Lg | TD |
| Hennigan | 3 | 37 | 19 | 0 | Haynes | 3 | 45 | 28 | 1 |
| Tolar | 1 | 8 | 8 | 0 | Spikes | 2 | 24 | 14 | 0 |
| McLeod | 5 | 70 | 21 | 0 | Arbanas | 2 | 21 | 12 | 0 |
| Cannon | 6 | 54 | 21 | 0 | Bishop | 1 | 0 | 0 | 0 |
| Dewveall | 6 | 95 | 24 | 1 | McClinton | 1 | 4 | 4 | 0 |
| Jamison | 1 | 9 | 9 | 0 | | | | | |
| Smith | 1 | 6 | 6 | 0 | | | | | |
| TOTALS | 23 | 261 | 24 | 1 | TOTALS | 9 | 88 | 28 | 1 |

AFL CHAMPIONSHIP GAME – 1967
Oakland 40, Houston 7
Dec. 31, 1967 • Alameda County Coliseum

Big plays before and after halftime broke open a tight game, as the Raiders won their first AFL title with a 40-7 victory against Houston. The Raiders led 10-0 in the final minutes of the half, the big play a 69-yard touchdown run by Hewritt Dixon. The Raiders lined up for a field goal attempt from the Houston 17, but instead quarterback Daryle Lamonica took the snap and threw to a wide open Dave Kocourek for a touchdown with 18 seconds remaining to build the lead to 17-0. The Oilers hoped for a big play to open the second half, and they got it, but it was in favor of the Raiders. Zeke Moore fumbled the kickoff and Oakland recovered deep in Houston territory, leading to Lamonica's one-yard quarterback sneak. In the next two quarters, George Blanda kicked three field goals, to give him 16 points for the day, and Lamonica threw a touchdown pass to Bill Miller.

| | | | | | |
|---------|---------|----|----|----|----|
| Oakland | 3 | 14 | 10 | 13 | 40 |
| Houston | 0 | 0 | 0 | 7 | 7 |

| TEAM | SCORING PLAY | QTR |
|---------|--|-----|
| Oakland | Blanda 37 yd. field goal | 1 |
| Oakland | Dixon 69 yd. run (Blanda kick) | 2 |
| Oakland | Kocourek 17 yd. pass from Lamonica (Blanda kick) | 2 |
| Oakland | Lamonica 1 yd. run (Blanda kick) | 3 |
| Oakland | Blanda 40 yd field goal | 3 |
| Oakland | Blanda 42 yd. field goal | 4 |
| Houston | Frazier 5 yd. pass from Beathard (Wittenborn kick) | 4 |
| Oakland | Blanda 36 yd. field goal | 4 |
| Oakland | Miller 12 yd. pass from Lamonica (Blanda kick) | 4 |

Attendance: 53,330

| | Raiders | Oilers |
|-------------------|---------|---------|
| First downs | 18 | 11 |
| Total yards | 364 | 146 |
| Rushing yards | 263 | 38 |
| Passing yards | 101 | 108 |
| Passes-comp.-Int. | 26-10-0 | 35-15-1 |
| Punts-avg. | 4-44.3 | 11-38.6 |
| Fumbles-lost | 0-0 | 4-2 |
| Penalties-yards | 4-69 | 7-45 |

| RUSHING | | | | | | | | | |
|----------|-----|-----|----|----|----------|-----|-----|----|----|
| OILERS | Att | Yds | Lg | TD | RAIDERS | Att | Yds | Lg | TD |
| Granger | 14 | 19 | NA | 0 | Dixon | 21 | 144 | NA | 1 |
| Campbell | 6 | 15 | NA | 0 | Banaszak | 15 | 116 | NA | 0 |
| Blanks | 1 | 6 | 6 | 0 | Lamonica | 5 | 22 | NA | 1 |
| Beathard | 1 | -2 | -2 | 0 | Hagberg | 2 | -1 | NA | 0 |
| TOTALS | 22 | 38 | NA | 0 | TOTALS | 43 | 281 | NA | 2 |

| PASSING | | | | | | | | | |
|----------|-----|-----|-----|------|----------|-----|-----|-----|------|
| OILERS | Att | Cmp | Yds | TD-I | RAIDERS | Att | Cmp | Yds | TD-I |
| Beathard | 35 | 15 | 142 | 1-1 | Lamonica | 24 | 10 | 111 | 2-0 |
| | | | | | Blanda | 2 | 0 | 0 | 0-0 |
| TOTALS | 35 | 15 | 142 | 1-1 | TOTALS | 26 | 10 | 111 | 2-0 |

| RECEIVING | | | | | | | | | |
|-----------|-----|-----|----|----|-------------|-----|-----|----|----|
| OILERS | Rec | Yds | Lg | TD | RAIDERS | Rec | Yds | Lg | TD |
| Frazier | 7 | 81 | NA | 1 | Miller | 3 | 32 | NA | 1 |
| Reed | 4 | 60 | NA | 0 | Cannon | 2 | 31 | NA | 0 |
| Campbell | 2 | 5 | NA | 0 | Biletnikoff | 2 | 19 | NA | 0 |
| Taylor | 1 | 6 | NA | 0 | Kocourek | 1 | 17 | 17 | 1 |
| TOTALS | 14 | 151 | NA | 1 | TOTALS | 8 | 99 | 17 | 2 |

PLAYOFF GAME SUMMARIES

AFL PLAYOFF GAME – 1969
Oakland 56, Houston 7
Dec. 21, 1969 • Alameda County Coliseum

Oakland scored four touchdowns in 4:22 of the first quarter, as the Raiders jumped to a quick 28-0 lead on the way to a 56-7 victory over the Oilers. The key figure was quarterback Daryle Lamonica, who threw six touchdown passes. On their second possession, the Raiders moved 50 yards in five plays, with Lamonica throwing a 13-yard scoring pass to Fred Biletnikoff. On the first play after the kickoff, George Atkinson intercepted Pete Beathard's pass and returned it 57 yards for a score. The Oilers again lost the ball the first play after the kickoff, as Hoyle Granger fumbled and Carleton Oats recovered at the Houston 24. On first down, Lamonica hit Rod Sherman for a touchdown. Following the next kickoff, Houston again fumbled - this time by Beathard on the fourth play - and Tom Keating recovered. Again it took the Raiders one play to score, Lamonica finding Biletnikoff for the touchdown.

Oakland 25 7 14 7 56
Houston 0 0 0 7 7

| TEAM | SCORING PLAY | QTR-INTO |
|---------|---|----------|
| Raiders | Biletnikoff 13 yd. pass from Lamonica (Blanda kick) | 1-6:33 |
| Raiders | Atkinson 57 yd. interception return (Blanda kick) | 1-7:26 |
| Raiders | Sherman 24 yd. pass from Lamonica (Blanda kick) | 1-8:32 |
| Raiders | Biletnikoff 31 yd. pass from Lamonica (Blanda kick) | 1-10:55 |
| Raiders | Smith 60 yd. pass from Lamonica (Blanda kick) | 2-9:12 |
| Raiders | Sherman 23 yd. pass from Lamonica (Blanda kick) | 3-9:49 |
| Raiders | Cannon 3 yd. pass from Lamonica (Blanda kick) | 3-14:49 |
| Oilers | Reed 8 yd. pass from Beathard (Gerela kick) | 4-6:17 |
| Raiders | Hubbard 4 yd. run (Blanda kick) | 4-12:35 |

Missed FG: None
Attendance: 53,539

| | Raiders | Oilers |
|----------------------|---------|---------|
| First downs | 17 | 14 |
| Total yards | 412 | 197 |
| Rushing yards | 110 | 28 |
| Passing yards | 302 | 169 |
| Passes-comp.-Int. | 22-14-3 | 46-18-3 |
| Punts-avg. | 5-42.0 | 11-41.4 |
| Punt return yards | 3-27 | 2-4 |
| Kickoff return yards | 2-64 | 7-130 |
| Fumbles-lost | 3-1 | 3-2 |
| Penalties-yards | 7-63 | 3-48 |

| RUSHING | | | | | | | | | |
|---------------|-----------|-----------|----------|----------|---------------|-----------|------------|-----------|----------|
| OILERS | Att | Yds | Lg | TD | RAIDERS | Att | Yds | Lg | TD |
| Granger | 14 | 29 | 9 | 0 | Dixon | 13 | 48 | 17 | 0 |
| Campbell | 1 | 0 | 0 | 0 | Smith | 8 | 3 | 3 | 0 |
| Levias | 1 | 4 | 4 | 0 | Hubbard | 6 | 19 | 5 | 1 |
| Beathard | 3 | -5 | 3 | 0 | Todd | 8 | 31 | 30 | 0 |
| | | | | | Hagberg | 2 | 9 | 5 | 0 |
| TOTALS | 19 | 28 | 9 | 0 | TOTALS | 37 | 110 | 30 | 1 |

| PASSING | | | | | | | | | |
|---------------|-----------|-----------|------------|------------|---------------|-----------|-----------|------------|------------|
| OILERS | Att | Cmp | Yds | TD-I | RAIDERS | Att | Cmp | Yds | TD-I |
| Beathard | 46 | 18 | 209 | 1-3 | Lamonica | 17 | 13 | 276 | 6-1 |
| | | | | | Blanda | 5 | 1 | 33 | 0-2 |
| TOTALS | 46 | 18 | 209 | 1-3 | TOTALS | 22 | 14 | 309 | 6-3 |

| RECEIVING | | | | | | | | | |
|---------------|-----------|------------|-----------|----------|---------------|-----------|------------|-----------|----------|
| OILERS | Rec | Yds | Lg | TD | RAIDERS | Rec | Yds | Lg | TD |
| Bierne | 5 | 48 | 12 | 0 | Biletnikoff | 3 | 70 | 31 | 2 |
| Reed | 7 | 81 | 18 | 1 | Sherman | 4 | 60 | 24 | 2 |
| Granger | 3 | 31 | 24 | 0 | Smith | 4 | 103 | 60 | 1 |
| Haik | 2 | 42 | 29 | 0 | Todd | 1 | 40 | 40 | 0 |
| Levias | 1 | 7 | 7 | 0 | Hubbard | 1 | 33 | 33 | 0 |
| | | | | | Cannon | 1 | 3 | 3 | 1 |
| TOTALS | 18 | 209 | 29 | 1 | TOTALS | 14 | 309 | 60 | 6 |

AFC WILD CARD GAME – 1978
Houston 17, Miami 9
Dec. 24, 1978 • Orange Bowl

The Oilers, making their first postseason appearance since 1969, advanced to the divisional playoffs on a brilliant passing performance by Dan Pastorini, who completed 20 of 29 passes for 306 yards and one touchdown. The two AFC wild card teams were locked in a 7-7 tie until midway through the fourth quarter. But Pastorini then completed all four of his passes in a 53-yard drive that set up Toni Fritsch's 35-yard field goal for a 10-7 lead with 7:25 left. One play after the ensuing kickoff, Gregg Bingham intercepted a Bob Griese pass and the Oilers drove 50 yards in 10 plays (9 on the ground) for Earl Campbell's clinching touchdown from the one-yard line. Griese completed 11 of 28 passes. Campbell, the NFL's leading rusher during regular season with 1,450 yards, gained 84 yards on 26 carries.

Miami 7 0 0 2 9
Houston 7 0 0 10 17

| TEAM | SCORING PLAY | QTR-INTO |
|----------|--|----------|
| Dolphins | Tollman 13 yd. pass from Griese (Yepremian kick) | 1-9:58 |
| Oilers | Wilson 13 yd. pass from Pastorini (Fritsch kick) | 1-14:57 |
| Oilers | Fritsch 27 yd. field goal | 4-5:18 |
| Oilers | Campbell 1 yd. run (Fritsch kick) | 4-5:10 |
| Dolphins | Safety | 4-14:49 |

Missed FG: Yepremian missed FG, Bokamper FG blocked
Attendance: 70,036

| | Dolphins | Oilers |
|-------------------------|----------|----------|
| First downs | 14 | 23 |
| 3rd-down conversion-att | 5-12-42% | 8-16-50% |
| Total yards | 209 | 455 |
| Rushing yards | 91 | 165 |
| Passing yards | 118 | 290 |
| Passes-comp.-Int. | 30-12-3 | 30-20-0 |
| Punts-avg. | 5-48.6 | 5-44.0 |
| Punt return yards | 1-24 | 3-11 |
| Kickoff return yards | 5-109 | 2-55 |
| Fumbles-lost | 2-2 | 3-1 |
| Penalties-yards | 1-5 | 5-37 |
| Field goals made-att | 0-1 | 1-2 |
| Time of possession | 24:17 | 35:43 |

| RUSHING | | | | | | | | | |
|---------------|-----------|------------|-----------|----------|---------------|-----------|-----------|----------|----------|
| OILERS | Att | Yds | Lg | TD | DOLPHINS | Att | Yds | Lg | TD |
| Campbell | 26 | 84 | 20 | 1 | Williams | 13 | 41 | 9 | 0 |
| Wilson | 14 | 76 | 21 | 0 | Harris | 9 | 43 | 9 | 0 |
| Coleman | 1 | 2 | 2 | 0 | Bulaich | 2 | 0 | 0 | 0 |
| Poole | 1 | 12 | 12 | 0 | Moore | 1 | 7 | 7 | 0 |
| Pastorini | 3 | -9 | -3 | 0 | | | | | |
| TOTALS | 45 | 165 | 21 | 1 | TOTALS | 25 | 91 | 9 | 0 |

| PASSING | | | | | | | | | |
|---------------|-----------|-----------|------------|------------|---------------|-----------|-----------|------------|------------|
| OILERS | Att | Cmp | Yds | TD-I | DOLPHINS | Att | Cmp | Yds | TD-I |
| Pastorini | 29 | 20 | 306 | 1-0 | Griese | 28 | 1 | 114 | 1-2 |
| Barber | 1 | 0 | 0 | 0-0 | Strock | 2 | 1 | 23 | 0-1 |
| TOTALS | 30 | 20 | 306 | 1-0 | TOTALS | 30 | 12 | 137 | 1-3 |

| RECEIVING | | | | | | | | | |
|---------------|-----------|------------|-----------|----------|---------------|-----------|------------|-----------|----------|
| OILERS | Rec | Yds | Lg | TD | DOLPHINS | Rec | Yds | Lg | TD |
| Wilson | 5 | 40 | 13 | 1 | Harris | 4 | 42 | 19 | 0 |
| Caster | 1 | 11 | 11 | 0 | Williams | 1 | 8 | 8 | 0 |
| Barber | 4 | 112 | 55 | 0 | Tillman | 2 | 24 | 13 | 1 |
| Burrough | 6 | 103 | 53 | 0 | Harris | 1 | 21 | 21 | 0 |
| Coleman | 1 | 5 | 5 | 0 | Bulaich | 2 | 14 | 9 | 0 |
| Woods | 2 | 22 | 16 | 0 | Moore | 2 | 28 | 23 | 0 |
| Campbell | 1 | 13 | 13 | 0 | | | | | |
| TOTALS | 20 | 306 | 55 | 1 | TOTALS | 12 | 137 | 23 | 1 |

INDIVIDUAL DEFENSE (press box stats)

OILERS – Leading Tackler: Currier 6-2-8, Kiner 5-3-8. Sacks: Washington 1, Betha 1. Int.: Stemrick 1, Reinfeldt 1, Bingham 1. FR: Washington 1.
DOLPHINS – Leading Tackler: Babb 7-4-11, Baumhower 8-3-11. Sacks: Bokamper 2. Int.: None. FR: Rhone 1.

PLAYOFF GAME SUMMARIES

AFC DIVISIONAL PLAYOFF GAME – 1978
Houston 31, New England 14
December 31, 1978 • Schaefer Stadium

Houston captured its second straight postseason road victory and advanced into its first AFC championship game with an impressive win over New England, the AFC East champion. Houston quarterback Dan Pastorini completed 10 of 13 passes for 184 yards and three touchdowns as the Oilers jumped to a 21-0 halftime lead. After a scoreless first period, Pastorini hit wide receiver Ken Burrough on a 71-yard touchdown pass and connected with tight end Mike Barber on 19- and 13-yard touchdown strikes. New England narrowed the gap to 24-14 early in the final quarter on two scoring passes- a 24-yard option toss from running back Andy Johnson to wide receiver Harold Jackson and another 24-yard pass from backup quarterback Tom Owen to tight end Russ Francis. Linebacker Gregg Bingham's 19-yard interception return to New England's 18-yard line with 5:07 remaining stopped the Patriots' rally and set up running back Earl Campbell's two-yard touchdown run three plays later.

New England 0 0 7 7 14
 Houston 0 21 3 7 31

| TEAM | SCORING PLAY | QTR-INTO |
|----------|--|----------|
| Oilers | Burrough 71 yd. pass from Pastorini (Fritsch kick) | 2-1:35 |
| Oilers | Barber 19 yd. pass from Pastorini (Fritsch kick) | 2-8:12 |
| Oilers | Barber 13 yd. pass from Pastorini (Fritsch kick) | 2-14:35 |
| Oilers | Fritsch 30 yd. field goal | 3-7:56 |
| Patriots | Jackson 24 yd. pass from Johnson (Posey kick) | 3-14:43 |
| Patriots | Francis 24 yd. pass from Owen (Posey kick) | 4-5:43 |
| Oilers | Campbell 2 yd. run (Fritsch kick) | 4-11:19 |

Missed FG: Posey 43WR

Attendance: 60,881

| | Patriots | Oilers |
|-------------------------|----------|-----------|
| First downs | 15 | 21 |
| 3rd-down conversion-att | 6-13-46% | 11-17-65% |
| Total yards | 263 | 344 |
| Rushing yards | 83 | 174 |
| Passing yards | 180 | 170 |
| Passes-comp.-Int. | 35-16-3 | 15-12-1 |
| Punts-avg. | 4-43.3 | 5-34.8 |
| Punt return yards | 3-6 | 3-6 |
| Kickoff return yards | 5-136 | 3-53 |
| Fumbles-lost | 2-0 | 1-0 |
| Penalties-yards | 8-92 | 2-25 |
| Field goals made-att | 0-1 | 1-1 |
| Time of possession | 26:04 | 33:06 |

| RUSHING | | | | | | | | | |
|---------------|-----------|------------|-----------|----------|---------------|-----------|-----------|-----------|----------|
| OILERS | Att | Yds | Lg | TD | PATRIOTS | Att | Yds | Lg | TD |
| Campbell | 27 | 118 | 35 | 1 | Cunningham | 10 | 42 | 8 | 0 |
| Wilson | 14 | 26 | 8 | 0 | Grogan | 1 | 16 | 16 | 0 |
| Coleman | 7 | 19 | 12 | 0 | Johnson | 6 | 14 | 4 | 0 |
| Duncan | 2 | 7 | 5 | 0 | Ivory | 3 | 11 | 6 | 0 |
| Poole | 3 | 7 | 4 | 0 | | | | | |
| Nielson | 1 | -3 | -3 | 0 | | | | | |
| TOTALS | 54 | 174 | 35 | 1 | TOTALS | 20 | 83 | 16 | 0 |

| PASSING | | | | | | | | | |
|---------------|-----------|-----------|------------|------------|---------------|-----------|-----------|------------|------------|
| OILERS | Att | Cmp | Yds | TD-I | PATRIOTS | Att | Cmp | Yds | TD-I |
| Pastorini | 15 | 12 | 200 | 3-1 | Grogan | 12 | 3 | 38 | 0-2 |
| | | | | | Owen | 22 | 12 | 144 | 1-1 |
| | | | | | Johnson | 1 | 1 | 24 | 1-0 |
| TOTALS | 15 | 12 | 200 | 3-1 | TOTALS | 35 | 16 | 206 | 2-3 |

| RECEIVING | | | | | | | | | |
|---------------|-----------|------------|-----------|----------|---------------|-----------|------------|-----------|----------|
| OILERS | Rec | Yds | Lg | TD | PATRIOTS | Rec | Yds | Lg | TD |
| Barber | 5 | 83 | 22 | 2 | Francis | 8 | 101 | 24 | 1 |
| Burrough | 3 | 91 | 71 | 1 | Cunningham | 3 | 28 | 15 | 0 |
| Carter | 2 | 12 | 7 | 0 | Morgan | 2 | 37 | 19 | 0 |
| Campbell | 1 | 10 | 10 | 0 | Johnson | 2 | 16 | 11 | 0 |
| Woods | 1 | 4 | 4 | 0 | Jackson | 1 | 24 | 24 | 1 |
| TOTALS | 12 | 200 | 71 | 3 | TOTALS | 16 | 206 | 24 | 2 |

INDIVIDUAL DEFENSE (press box stats)

OILERS – Leading Tackler: Bingham 6-2-8. Sacks: Brazile 1, Washington 1, Bethea 1, Young 1. Int.: Reinfeldt 2, Bingham 1. FR: Pastorini 1.

PATRIOTS – Leading Tackler: Beaudoin 8-7-15. Sacks: Beaudoin 1.0, Bishop 1.0, Zabel 0.5. Int.: Fox 1. FR: Gray 1, Westbrook 1.

AFC CHAMPIONSHIP GAME – 1978
Pittsburgh 34, Houston 5
January 7, 1979 • Three Rivers Stadium

Playing in their first championship game since 1962, the Oilers were unable to unseat a strong Pittsburgh team, dropping a 34-5 contest at Three Rivers Stadium. The Steelers, striking through cold, steady rain for 31 first half points, won their third AFC championship in five years behind their usual solid defense and spectacular performances by Terry Bradshaw and Lynn Swann. Seventeen of the points, came during a 48-second span in the last minute of the half as Pittsburgh capitalized on two fumbles by Ronnie Coleman and one by Johnnie Dirden. Despite the playing conditions that contributed to a postseason record 12 fumbles, Bradshaw completed 11 of 19 passes for 200 yards and touchdowns to John Stallworth and Swann, who caught four passes for 98 yards. Both touchdown passes and one of Roy Gerela's two field goals made up the 17-point burst between 14:08 and 14:56 of the second quarter after Pittsburgh had built a 14-3 lead on scoring runs by Franco Harris and Rocky Bleier.

Pittsburgh. 14 17 3 0 34
 Houston 0 3 2 0 5

| TEAM | SCORING PLAY | QTR-INTO |
|----------|--|----------|
| Steelers | Harris 7 yd. run (Gerela kick) | 1-4:58 |
| Steelers | Bleier 17 yd. run (Gerela kick) | 1-13:51 |
| Oilers | Fritsch 19 yd. field goal | 2-5:21 |
| Steelers | Swan 29 yd. pass from Bradshaw (Gerela kick) | 2-14:08 |
| Steelers | Stallworth 17 yd. pass from Bradshaw (Gerela kick) | 2-14:27 |
| Steelers | Gerela 37 yd. field goal | 2-14:56 |
| Steelers | Gerela 22 yd. field goal | 3-7:14 |
| Oilers | Washington safety | 3-11:10 |

Missed FG: Gerela 40, 40

Attendance: 49,417

| | Steelers | Oilers |
|-------------------------|----------|---------|
| First downs | 21 | 10 |
| 3rd-down conversion-att | 1-9-11% | 1-11-9% |
| Total yards | 379 | 142 |
| Rushing yards | 179 | 72 |
| Passing yards | 200 | 70 |
| Passes-comp.-Int. | 19-11-2 | 26-12-5 |
| Punts-avg. | 1-53.0 | 6-39.5 |
| Punt return yards | 6-91 | 0-0 |
| Kickoff return yards | 2-36 | 8-179 |
| Fumbles-lost | 6-3 | 6-4 |
| Penalties-yards | 4-32 | 5-48 |
| Field goals made-att | 2-4 | 1-1 |
| Time of possession | 33:10 | 18:15 |

| RUSHING | | | | | | | | | |
|---------------|-----------|-----------|-----------|----------|---------------|-----------|------------|-----------|----------|
| OILERS | Att | Yds | Lg | TD | STEELERS | Att | Yds | Lg | TD |
| Campbell | 22 | 62 | 11 | 0 | Harris | 20 | 51 | 9 | 1 |
| Woods | 1 | 9 | 9 | 0 | Bleier | 10 | 45 | 15 | 1 |
| Coleman | 1 | -5 | -5 | 0 | Bradshaw | 7 | 29 | 13 | 0 |
| Wilson | 2 | 6 | 4 | 0 | Delophaime | 3 | 28 | 23 | 0 |
| | | | | | Thornton | 3 | 22 | 14 | 0 |
| | | | | | Moser | 3 | 7 | 5 | 0 |
| | | | | | Kruczek | 1 | -3 | -3 | 0 |
| TOTALS | 26 | 72 | 11 | 0 | TOTALS | 47 | 179 | 23 | 2 |

| PASSING | | | | | | | | | |
|---------------|-----------|-----------|-----------|------------|---------------|-----------|-----------|------------|------------|
| OILERS | Att | Cmp | Yds | TD-I | STEELERS | Att | Cmp | Yds | TD-I |
| Pastorini | 26 | 12 | 96 | 0-5 | Bradshaw | 19 | 11 | 200 | 2-2 |
| | | | | | Kruczek | 0 | 0 | 0 | 0-0 |
| TOTALS | 26 | 12 | 96 | 0-5 | TOTALS | 19 | 11 | 200 | 2-2 |

| RECEIVING | | | | | | | | | |
|---------------|-----------|-----------|-----------|----------|---------------|-----------|------------|-----------|----------|
| OILERS | Rec | Yds | Lg | TD | STEELERS | Rec | Yds | Lg | TD |
| Caster | 5 | 44 | 21 | 0 | Swann | 4 | 98 | 34 | 1 |
| Wilson | 5 | 33 | 8 | 0 | Grossman | 2 | 43 | 29 | 0 |
| Coleman | 1 | 15 | 15 | 0 | Bleier | 4 | 42 | 16 | 0 |
| Campbell | 1 | 4 | 4 | 0 | Stallworth | 1 | 17 | 17 | 1 |
| TOTALS | 12 | 96 | 21 | 0 | TOTALS | 11 | 200 | 34 | 2 |

INDIVIDUAL DEFENSE (press box stats)

OILERS – Leading Tackler: Knoff 9-1-10. Sacks: None. Int.: Knoff 1. FR: Pastorini 1.

STEELERS – Leading Tackler: Lambert 15-5-20. Sacks: None. Int.: None. FR: Shell 1, Davis 1, Pinney 1.

PLAYOFF GAME SUMMARIES

AFC WILD CARD PLAYOFF GAME – 1979
Houston 13, Denver 7
December 23, 1979 • Astrodome

The Oilers, playing a postseason game at home for the first time in 17 years, advanced to the divisional playoffs by shutting out the Broncos over the last three quarters of play. Denver marched 80 yards for a touchdown and a 7-3 lead on its first possession, but Earl Campbell's three-yard scoring run gave Houston a 10-7 halftime margin. Campbell and Oilers quarterback Dan Pastorini both missed second half action with groin injuries but Rob Carpenter and second year quarterback Gifford Nielsen played well in relief during their initial NFL playoff competition. Linebacker Gregg Bingham's 15-yard interception return set up Toni Fritsch's second field goal- a 20-yarder with 4:18 remaining to give Houston a 13-7 edge. The Oilers' defense, which recorded six sacks overall, held the Broncos on the final two series with Curley Culp's third-down sack and Vernon Perry's fourth-down pass deflection the key plays.

| | | | | | |
|---------|---|---|---|---|----|
| Denver | 7 | 0 | 0 | 0 | 7 |
| Houston | 3 | 7 | 0 | 3 | 13 |

| TEAM | SCORING PLAY | QTR-INTO |
|---------|--|----------|
| Oilers | Fritsch 31 yd. field goal | 1-4:58 |
| Broncos | Preston 7 yd. pass from Morton (Turner kick) | 1-11:33 |
| Oilers | Campbell 3 yd. run (Fritsch kick) | 2-14:14 |
| Oilers | Fritsch 20 yd. field goal | 4-10:42 |

Missed FG: Steinfort 50
Attendance: 48,776

| | Broncos | Oilers |
|-------------------------|----------|----------|
| First downs | 17 | 15 |
| 3rd-down conversion-att | 4-13-31% | 7-17-40% |
| Total yards | 216 | 282 |
| Rushing yards | 112 | 135 |
| Passing yards | 104 | 147 |
| Passes-comp.-Int. | 27-14-1 | 22-10-2 |
| Punts-avg. | 5-45.2 | 5-43.2 |
| Punt return yards | 2-25 | 5-42 |
| Kickoff return yards | 4-83 | 1-26 |
| Fumbles-lost | 1-0 | 0-0 |
| Penalties-yards | 7-70 | 2-19 |
| Field goals made-att | 0-1 | 2-2 |
| Time of possession | 27:38 | 32:22 |

| RUSHING | | | | | | | | | |
|-----------|-----|-----|----|----|-----------|-----|-----|----|----|
| OILERS | Att | Yds | Lg | TD | BRONCOS | Att | Yds | Lg | TD |
| Campbell | 16 | 50 | 9 | 1 | Armstrong | 12 | 51 | 15 | 0 |
| Wilson | 8 | 21 | 5 | 0 | Preston | 9 | 24 | 7 | 0 |
| Coleman | 2 | 5 | 4 | 0 | Jensen | 4 | 5 | 3 | 0 |
| Carpenter | 16 | 59 | 9 | 0 | Canada | 4 | 29 | 13 | 0 |
| | | | | | Upchurch | 1 | 3 | 3 | 0 |
| | | | | | Morton | 2 | 0 | 0 | 0 |
| TOTALS | 42 | 135 | 9 | 1 | TOTALS | 32 | 112 | 15 | 0 |

| PASSING | | | | | | | | | |
|-----------|-----|-----|-----|------|---------|-----|-----|-----|------|
| OILERS | Att | Cmp | Yds | TD-I | BRONCOS | Att | Cmp | Yds | TD-I |
| Pastorini | 18 | 8 | 149 | 0-1 | Morton | 27 | 14 | 144 | 1-1 |
| Nielsen | 4 | 2 | 9 | 0-1 | | | | | |
| TOTALS | 22 | 10 | 158 | 0-2 | TOTALS | 27 | 14 | 144 | 1-1 |

| RECEIVING | | | | | | | | | |
|-----------|-----|-----|----|----|-----------|-----|-----|----|----|
| OILERS | Rec | Yds | Lg | TD | BRONCOS | Rec | Yds | Lg | TD |
| Coleman | 1 | 41 | 41 | 0 | Armstrong | 2 | 22 | 13 | 0 |
| Carpenter | 3 | 26 | 13 | 0 | Egloff | 1 | 17 | 17 | 0 |
| Barber | 1 | 31 | 31 | 0 | Preston | 4 | 40 | 12 | 1 |
| Wilson | 4 | 53 | 20 | 0 | Moses | 3 | 47 | 25 | 0 |
| Campbell | 1 | 7 | 7 | 0 | Jensen | 1 | 11 | 11 | 0 |
| | | | | | Canada | 1 | 4 | 4 | 0 |
| | | | | | Odom | 2 | 3 | 3 | 0 |
| TOTALS | 10 | 158 | 41 | 0 | TOTALS | 14 | 144 | 25 | 0 |

INDIVIDUAL DEFENSE (press box stats)
OILERS – Leading Tackler: Bingham 7-3-10. Sacks: Dorris 3, Culp 2, Kennard 1. Int.: Bingham 1. FR: None.
BRONCOS – Leading Tackler: Gradishar 12-1-13. Sacks: Chavous 1. Int.: Thompson 1. FR: None.

AFC DIVISIONAL PLAYOFF GAME – 1979
Houston 17, San Diego 14
December 29, 1979 • San Diego Stadium

The Oilers advanced into their second consecutive AFC Championship Game on the strength of an opportunistic defense and a near-flawless performance by the offensive unit. First-year strong safety Vernon Perry set up 10 of the Oilers' 17 points with a postseason game record of four interceptions in addition to a 57-yard blocked field goal return. Second-year quarterback Gifford Nielsen and third-year running back Rob Carpenter started for regulars Dan Pastorini and Earl Campbell, who were sidelined with groin injuries. The Oilers intercepted AFC passing leader Dan Fouts five times. Nielsen, making his first NFL postseason start, completed a 47-yard scoring pass to Mike Renfro with 12:55 elapsed in the third period to provide the winning margin.

| | | | | | |
|-----------|---|----|---|---|----|
| San Diego | 7 | 0 | 7 | 0 | 14 |
| Houston | 0 | 10 | 7 | 0 | 17 |

| TEAM | SCORING PLAY | QTR-INTO |
|----------|--|----------|
| Chargers | C. Williams 1 yd. run (Wood kick) | 1-10:11 |
| Oilers | Fritsch 26 yd. field goal | 2-10:58 |
| Oilers | Clark 1 yd. run (Fritsch kick) | 2-14:41 |
| Chargers | Mitchell 8 yd. run (Wood kick) | 3-1:52 |
| Oilers | Renfro 47 yd. pass from Nielson (Fritsch kick) | 3-12:55 |

Missed FG: Wood 26 blocked
Attendance: 51,192

| | Chargers | Oilers |
|-------------------------|----------|----------|
| First downs | 25 | 15 |
| 3rd-down conversion-att | 7-13-54% | 8-16-50% |
| Total yards | 380 | 259 |
| Rushing yards | 19 | 40 |
| Passing yards | 317 | 111 |
| Passes-comp.-Int. | 47-25-5 | 19-10-1 |
| Punts-avg. | 2-32.0 | 6-40.7 |
| Punt return yards | 2-25 | 1-25 |
| Kickoff return yards | 5-88 | 3-53 |
| Fumbles-lost | 0-0 | 0-0 |
| Penalties-yards | 6-30 | 5-45 |
| Field goals made-att | 0-1 | 1-1 |
| Time of possession | 29:54 | 30:06 |

| RUSHING | | | | | | | | | |
|-----------|-----|-----|----|----|----------|-----|-----|----|----|
| OILERS | Att | Yds | Lg | TD | CHARGERS | Att | Yds | Lg | TD |
| Wilson | 11 | 39 | 14 | 0 | Mitchell | 8 | 33 | 8 | 1 |
| Carpenter | 18 | 67 | 11 | 0 | Williams | 11 | 30 | 8 | 1 |
| Clark | 9 | 30 | 11 | 1 | | | | | |
| Nielsen | 2 | 12 | 14 | 0 | | | | | |
| TOTALS | 40 | 148 | 14 | 1 | TOTALS | 19 | 63 | 8 | 2 |

| PASSING | | | | | | | | | |
|---------|-----|-----|-----|------|----------|-----|-----|-----|------|
| OILERS | Att | Cmp | Yds | TD-I | CHARGERS | Att | Cmp | Yds | TD-I |
| Nielsen | 19 | 10 | 111 | 1-1 | Fouts | 47 | 25 | 333 | 0-5 |
| TOTALS | 19 | 10 | 111 | 1-1 | TOTALS | 47 | 25 | 333 | 0-5 |

| RECEIVING | | | | | | | | | |
|-----------|-----|-----|----|----|-----------|-----|-----|----|----|
| OILERS | Rec | Yds | Lg | TD | CHARGERS | Rec | Yds | Lg | TD |
| Barber | 1 | 12 | 12 | 0 | Mitchell | 4 | 26 | 9 | 0 |
| Carpenter | 4 | 23 | 7 | 0 | McCrary | 1 | 34 | 34 | 0 |
| Wilson | 3 | 16 | 10 | 0 | Jefferson | 4 | 70 | 21 | 0 |
| Renfro | 1 | 47 | 47 | 1 | Williams | 4 | 30 | 12 | 0 |
| Coleman | 1 | 13 | 13 | 0 | Joiner | 4 | 81 | 30 | 0 |
| | | | | | Floyd | 3 | 51 | 23 | 0 |
| | | | | | Klein | 5 | 41 | 16 | 0 |
| TOTALS | 10 | 111 | 47 | 1 | TOTALS | 25 | 333 | 34 | 0 |

INDIVIDUAL DEFENSE (press box stats)
OILERS – Leading Tackler: Perry 6-2-8. Sacks: Bethea 1, Dorris 1. Int.: Perry 4, Wilson 1. FR: None.
CHARGERS – Leading Tackler: Johnson 4-6-10, Fuller 8-2-10. Sacks: None. Int.: Williams 1. FR: None.

PLAYOFF GAME SUMMARIES

AFC CHAMPIONSHIP GAME – 1979
Pittsburgh 27, Houston 13
January 6, 1980 • Three Rivers Stadium

The Steelers held the Oilers to only 24 rushing yards but were also aided by a controversial non-touchdown call to come away with a 27-13 win. Houston jumped to a 7-0 lead just 2:30 into the game when Vernon Perry returned an interception 75 yards for a touchdown. Then after both teams exchanged field goals, Terry Bradshaw completed two touchdown passes, a 16-yarder to tight end Billy Cunningham and a 20-yard score to wide receiver John Stallworth. With the Steelers leading 17-10, the controversial play occurred during the last seconds of the third quarter. Quarterback Dan Pastorini threw a pass to Mike Renfro at the back of the end zone, and Renfro appeared to have caught it for a touchdown with both feet in bounds before he fell out of the end zone. However, the officials ruled the pass incomplete. Although the Oilers protested, and replays would later show that it was inconclusive, they had to settle for a 23-yard field goal. The Steelers would then score 10 unanswered points in the fourth quarter to clinch the victory.

Pittsburgh..... 3 14 0 10 27
 Houston..... 7 3 0 3 13

| TEAM | SCORING PLAY | QTR-INTO |
|----------|--|----------|
| Oilers | Perry 75 yd. interception return (Fritsch kick) | 1-2:30 |
| Steelers | Bahr 21 yd. field goal | 1-11:05 |
| Oilers | Fritsch 27 yd. field goal | 2-0:48 |
| Steelers | Cunningham 16 yd. pass from Bradshaw (Bahr kick) | 2-5:27 |
| Steelers | Stallworth 20 yd. pass from Bradshaw (Bahr kick) | 2-12:26 |
| Oilers | Fritsch 23 yd. field goal | 4-0:03 |
| Steelers | Bahr 39 yd. field goal | 4-5:10 |
| Steelers | Bleier 4 yd. run (Bahr kick) | 4-14:06 |

Missed FG: Bahr 40WL
Attendance: 50,475

| | Steelers | Oilers |
|-------------------------|-----------|----------|
| First downs | 22 | 11 |
| 3rd-down conversion-att | 13-19-68% | 3-11-27% |
| Total yards | 358 | 227 |
| Rushing yards | 161 | 24 |
| Passing yards | 197 | 203 |
| Passes-comp.-Int. | 30-18-1 | 29-20-1 |
| Punts-avg. | 3-51 | 4-30 |
| Punt return yards | 3-8 | 2-8 |
| Kickoff return yards | 4-82 | 6-64 |
| Fumbles-lost | 1-1 | 4-2 |
| Penalties-yards | 5-34 | 2-10 |
| Field goals made-att | 2-3 | 2-2 |
| Time of possession | 32:56 | 27:04 |

| RUSHING | | | | | | | | | |
|---------------|-----------|-----------|----------|----------|---------------|-----------|------------|-----------|----------|
| OILERS | Att | Yds | Lg | TD | STEELERS | Att | Yds | Lg | TD |
| Campbell | 17 | 15 | 7 | 0 | Harris | 21 | 85 | 13 | 0 |
| Wilson | 4 | 9 | 3 | 0 | Bleier | 13 | 52 | 8 | 1 |
| Caster | 1 | 0 | 0 | 0 | Bradshaw | 1 | 25 | 25 | 0 |
| | | | | | Thornton | 1 | -1 | -1 | 0 |
| TOTALS | 22 | 24 | 7 | 0 | TOTALS | 36 | 161 | 25 | 1 |

| PASSING | | | | | | | | | |
|---------------|-----------|-----------|------------|------------|---------------|-----------|-----------|------------|------------|
| OILERS | Att | Cmp | Yds | TD-I | STEELERS | Att | Cmp | Yds | TD-I |
| Pastorini | 28 | 19 | 203 | 0-1 | Bradshaw | 30 | 18 | 219 | 2-1 |
| Nielsen | 1 | 1 | 9 | 0-0 | | | | | |
| TOTALS | 29 | 20 | 212 | 0-1 | TOTALS | 30 | 18 | 219 | 2-1 |

| RECEIVING | | | | | | | | | |
|---------------|-----------|------------|-----------|----------|---------------|-----------|------------|-----------|----------|
| OILERS | Rec | Yds | Lg | TD | STEELERS | Rec | Yds | Lg | TD |
| Wilson | 7 | 60 | 41 | 0 | Stallworth | 3 | 52 | 20 | 1 |
| Coleman | 2 | 46 | 32 | 0 | Swann | 4 | 64 | 21 | 0 |
| Carpenter | 5 | 23 | 14 | 0 | Harris | 6 | 50 | 15 | 0 |
| Renfro | 3 | 52 | 19 | 0 | Bleier | | 39 | 20 | 0 |
| Campbell | 1 | 11 | 11 | 0 | Cunningham | 2 | 14 | 16 | 1 |
| Merkens | 1 | 12 | 12 | 0 | | | | | |
| Barber | 1 | 8 | 8 | 0 | | | | | |
| TOTALS | 20 | 212 | 41 | 0 | TOTALS | 18 | 219 | 21 | 2 |

INDIVIDUAL DEFENSE (press box stats)

OILERS – Leading Tackler: Stringer 11-2-13. Sacks: Bethea 1, Stensrud 1, Dorris 1. Int.: Perry 1. FR: Carter 1, Renfro 1.

STEELERS – Leading Tackler: Lambert 7-4-11. Sacks: Greenwood 1. Int.: Woodruff 1. FR: Shell 1, Blount 1.

AFC WILD CARD GAME – 1980
Oakland 27, Houston 7
December 28, 1980 • Alameda County Coliseum

The Raiders advanced to the divisional playoffs by shutting out the Oilers over the final three quarters. Oakland converted Earl Campbell's fumble on the first play of the game into Chris Bahr's 47-yard field goal, but Campbell came back to score on a one-yard plunge to give Houston a 7-3 lead. Jim Plunkett's one-yard touchdown pass to Todd Christensen early in the second quarter put the Raiders ahead to stay 10-7. Plunkett added another touchdown on a 44-yard pass to Arthur Whittington on the first play of the final period. Kenny King's 31-yard run set up Bahr's 37-yard field goal that gave Oakland a 20-7 edge. Lester Hayes added two interceptions to his NFL-leading 13 during the regular season. He picked off Ken Stabler's pass in the end zone to end a Houston scoring threat in the third period. In the fourth quarter Hayes' 20-yard interception return capped the Raiders' scoring.

Oakland..... 3 7 0 17 27
 Houston..... 7 0 0 0 7

| TEAM | SCORING PLAY | QTR-INTO |
|---------|---|----------|
| Raiders | Bahr 47 yd. field goal | 1-1:45 |
| Oilers | Campbell 1 yd. run (Fritsch kick) | 1-13:15 |
| Raiders | Christensen 1 yd. pass from Plunkett (Bahr kick) | 2-9:25 |
| Raiders | Whittington 44 yd. pass from Plunkett (Bahr kick) | 4-0:07 |
| Raiders | Bahr 37 yd. field goal | 4-8:35 |
| Raiders | Hayes 20 yd. interception return (Bahr kick) | 4-9:31 |

Missed FG: Fritsch 45 short, 37 blocked
Attendance: N/A

| | Raiders | Oilers |
|-------------------------|----------|----------|
| First downs | 12 | 18 |
| 3rd-down conversion-att | 3-15-20% | 2-15-13% |
| Total yards | 250 | 275 |
| Rushing yards | 111 | 97 |
| Passing yards | 139 | 178 |
| Passes-comp.-Int. | 23-8-1 | 21-15-2 |
| Punts-avg. | 9-51.1 | 9-44.0 |
| Punt return yards | 6-29 | 7-84 |
| Kickoff return yards | 2-47 | 6-118 |
| Fumbles-lost | 2-0 | 1-1 |
| Penalties-yards | 14-91 | 8-64 |
| Field goals made-att | 2-2 | 0-2 |
| Time of possession | 27:56 | 32:04 |

| RUSHING | | | | | | | | | |
|---------------|-----------|-----------|-----------|----------|---------------|-----------|------------|-----------|----------|
| OILERS | Att | Yds | Lg | TD | RAIDERS | Att | Yds | Lg | TD |
| Campbell | 27 | 91 | 14 | 1 | King | 13 | 55 | 27 | 0 |
| Carpenter | 5 | 9 | 4 | 0 | Van Eeghen | 14 | 46 | 9 | 0 |
| Wilson | 1 | -3 | -3 | 0 | Whittington | 5 | 11 | 7 | 0 |
| | | | | | Jensen | 2 | 0 | 0 | 0 |
| | | | | | Plunkett | 1 | -1 | -1 | 0 |
| TOTALS | 29 | 97 | 22 | 0 | TOTALS | 35 | 111 | 27 | 0 |

| PASSING | | | | | | | | | |
|---------------|-----------|-----------|------------|------------|---------------|-----------|----------|------------|------------|
| OILERS | Att | Cmp | Yds | TD-I | RAIDERS | Att | Cmp | Yds | TD-I |
| Stabler | 26 | 15 | 243 | 0-2 | Plunkett | 23 | 8 | 168 | 2-1 |
| Campbell | 1 | 0 | 0 | 0-0 | | | | | |
| TOTALS | 27 | 15 | 243 | 0-2 | TOTALS | 23 | 8 | 168 | 2-1 |

| RECEIVING | | | | | | | | | |
|---------------|-----------|------------|-----------|----------|---------------|----------|------------|-----------|----------|
| OILERS | Rec | Yds | Lg | TD | RAIDERS | Rec | Yds | Lg | TD |
| Barber | 4 | 83 | 33 | 0 | Whittington | 2 | 64 | 44 | 1 |
| Renfro | 3 | 69 | 39 | 0 | Chester | 2 | 12 | 10 | 0 |
| Casper | 3 | 31 | 12 | 0 | King | 1 | 37 | 37 | 0 |
| Carpenter | 3 | 26 | 14 | 0 | Branch | 1 | 33 | 33 | 0 |
| Coleman | 1 | 23 | 23 | 0 | Van Eeghen | 1 | 21 | 21 | 0 |
| B. Johnson | 1 | 11 | 11 | 0 | Christensen | 1 | 1 | 1 | 1 |
| TOTALS | 15 | 243 | 39 | 0 | TOTALS | 8 | 168 | 44 | 2 |

INDIVIDUAL DEFENSE (press box stats)

OILERS – Leading Tackler: Brazile 9-2-11. Sacks: Bethea 2.0, Bingham 1.0. Int.: Perry 1. FR: None.

RAIDERS – Leading Tackler: Kinlaw 8-2-10. Sacks: Davis 2.0, Hayes 2.0, Browning 1.0, Hendricks 1.0, Jones 1.0. Int.: Hayes 2. FR: McKinney 1, Davis 1.

PLAYOFF GAME SUMMARIES

AFC WILD CARD PLAYOFF GAME – 1987
Houston 23, Seattle 20 (OT)
January 3, 1988 • Astrodome

Oilers kicker Tony Zendejas atoned for a fourth-quarter 29-yard field goal miss by converting a 42-yarder 8:05 into overtime to help Houston advance to the divisional playoffs for the first time since 1980. Quarterback Warren Moon completed 21 of 32 passes for 273 yards and one touchdown in his initial NFL playoff game. Drew Hill and Ernest Givins combined for 13 catches for 173 yards, including six for 71 on third downs. Wide receiver Willie Drewrey's first NFL touchdown catch, a 29-yarder, gave the Oilers a 20-13 lead in the third quarter. However, Seattle quarterback Dave Krieg hit wide receiver Steve Largent on a 12-yard scoring pass in the final 1:47 to tie the score and send the game into overtime. Houston held a 47:44 to 20:21 time-of-possession advantage over Seattle and outgained the Seahawks 437 yards to 250.

Seattle 7 3 3 7 0 20
 Houston 3 10 7 0 3 23

| TEAM | SCORING PLAY | QTR-INTO |
|----------|---|----------|
| Seahawks | Largent 20 yd. pass from Krieg (Johnson kick) | 1-3:16 |
| Oilers | Zendejas 47 yd. field goal | 1-10:16 |
| Oilers | Rozier 1 yd. run (Zendejas kick) | 2-1:43 |
| Oilers | Zendejas 49 yd. field goal | 2-8:11 |
| Seahawks | Johnson 33 yd. field goal | 2-11:50 |
| Seahawks | Johnson 41 yd. field goal | 3-6:37 |
| Oilers | Drewrey 29 yd. pass from Moon (Zendejas kick) | 3-12:26 |
| Seahawks | Largent 12 yd. pass from Krieg (Johnson kick) | 4-14:34 |
| Oilers | Zendejas 42 yd. field goal | 5-8:05 |

Missed FG: Zendejas 52R, 29L
Attendance: 49,622

| | Seahawks | | Oilers | |
|-------------------------|----------|-----------|--------|--|
| First downs | 11 | 27 | | |
| 3rd-down conversion-att | 2-12-16% | 10-18-55% | | |
| 4th-down conversion-att | 1-1-100% | 0-0-0% | | |
| Total yards | 250 | 437 | | |
| Rushing yards | 29 | 178 | | |
| Passing yards | 221 | 259 | | |
| Passes-comp.-Int. | 39-16-0 | 32-21-1 | | |
| Punts-avg. | 7-44.3 | 3-35.0 | | |
| Punt return yards | 2-66 | 4-27 | | |
| Kickoff return yards | 6-132 | 4-65 | | |
| Fumbles-lost | 1-1 | 2-1 | | |
| Penalties-yards | 3-20 | 4-25 | | |
| Field goals made-att | 2-2 | 3-5 | | |
| Time of possession | 20:21 | 47:44 | | |

| RUSHING | | | | | | | | | |
|---------------|-----------|------------|-----------|----------|---------------|-----------|-----------|-----------|----------|
| OILERS | Att | Yds | Lg | TD | SEAHAWKS | Att | Yds | Lg | TD |
| Rozier | 21 | 66 | 11 | 1 | Williams | 7 | 27 | 10 | 0 |
| Highsmith | 12 | 74 | 16 | 0 | Morris | 4 | 2 | 4 | 0 |
| Pinkett | 11 | 29 | 5 | 0 | | | | | |
| Moon | 4 | -2 | 0 | 0 | | | | | |
| Wallace | 2 | 11 | 9 | 0 | | | | | |
| TOTALS | 50 | 178 | 16 | 1 | TOTALS | 11 | 29 | 10 | 0 |

| PASSING | | | | | | | | | |
|---------------|-----------|-----------|------------|------------|---------------|-----------|-----------|------------|------------|
| OILERS | Att | Cmp | Yds | TD-I | SEAHAWKS | Att | Cmp | Yds | TD-I |
| Moon | 32 | 21 | 273 | 1-1 | Krieg | 38 | 16 | 237 | 2-0 |
| | | | | | Williams | 1 | 0 | 0 | 0-0 |
| TOTALS | 32 | 21 | 273 | 1-1 | TOTALS | 39 | 16 | 237 | 2-0 |

| RECEIVING | | | | | | | | | |
|---------------|-----------|------------|-----------|----------|---------------|-----------|------------|-----------|----------|
| OILERS | Rec | Yds | Lg | TD | SEAHAWKS | Rec | Yds | Lg | TD |
| Rozier | 1 | 7 | 7 | 0 | Largent | 7 | 132 | 33 | 2 |
| Hill | 6 | 84 | 15 | 0 | Butler | 3 | 73 | 32 | 0 |
| Givins | 7 | 89 | 19 | 0 | Williams | 2 | 5 | 3 | 0 |
| Pinkett | 1 | 3 | 3 | 0 | Skansi | 2 | 13 | 7 | 0 |
| Highsmith | 2 | 17 | 11 | 0 | Morris | 1 | 6 | 6 | 0 |
| Drewrey | 3 | 62 | 29 | 1 | Tice | 1 | 8 | 8 | 0 |
| Wallace | 1 | 11 | 11 | 0 | | | | | |
| TOTALS | 21 | 273 | 29 | 1 | TOTALS | 16 | 237 | 33 | 2 |

INDIVIDUAL DEFENSE (press box stats)

OILERS – Leading Tackler: Bostic 2-3-5. Sacks: Childress 1.0, Meads 0.5, Lyles 0.5. Int.: Brown 1. FR: Bostic 1, Fuller 1.

SEAHAWKS – Leading Tackler: Bosworth 9-8-17. Sacks: Gaines 1, Bryant 1. Int.: Jenkins 1. FR: Young 1.

AFC DIVISIONAL PLAYOFF GAME – 1987
Denver 34, Houston 10
January 10, 1988 • Mile High Stadium

John Elway passed for two touchdowns and ran for a third as the Broncos defeated the Oilers 34-10 to become the first AFC West team since the San Diego Chargers of 1980 and 1981 to play in consecutive AFC Championship Games. Denver capitalized on two Houston turnovers to take a 14-0 first quarter lead. Safety Steve Wilson recovered Warren Moon's lateral to Mike Rozier at the Oilers' 1-yard line to set up Gene Lang's one-yard run. Karl Mecklenburg's interception on Houston's next possession led to Elway's first touchdown pass, a 27-yarder to Clarence Kay. Kay also caught a one-yarder in the second quarter for the first two-touchdown game of his four-year career. Elway, who completed 14 of 25 passes for 259 yards, scored on a three-yard run with 4:23 remaining to seal the win.

Denver 14 10 3 7 34
 Houston 0 3 0 7 10

| TEAM | SCORING PLAY | QTR-INTO |
|---------|--|----------|
| Broncos | Lang 1 yd. run (Karlis kick) | 1-6:19 |
| Broncos | Kay 27 yd. pass from Elway (Karlis kick) | 1-13:34 |
| Broncos | Karlis 43 yd. field goal | 2-3:20 |
| Oilers | Zendejas 46 yd. field goal | 2-9:03 |
| Broncos | Kay 1 yd. pass from Elway (Karlis kick) | 2-13:08 |
| Broncos | Karlis 23 yd. field goal | 3-2:29 |
| Oilers | Givins 19 yd. pass from Moon (Zendejas kick) | 4-6:38 |
| Broncos | Elway 3 yd. run (Karlis kick) | 4-10:33 |

Missed FG: None
Attendance: 75,968

| | Broncos | | Oilers | |
|-------------------------|---------|----------|--------|--|
| First downs | 19 | 20 | | |
| 3rd-down conversion-att | 4-9-44% | 8-16-50% | | |
| 4th-down conversion-att | 2-4-50% | 1-1-100% | | |
| Total yards | 316 | 337 | | |
| Rushing yards | 61 | 73 | | |
| Passing yards | 255 | 264 | | |
| Passes-comp.-Int. | 25-14-1 | 43-24-2 | | |
| Punts-avg. | 2-46.0 | 3-44.7 | | |
| Punt return yards | 2-15 | 0-0 | | |
| Kickoff return yards | 2-28 | 3-62 | | |
| Fumbles-lost | 0-0 | 2-1 | | |
| Penalties-yards | 4-35 | 10-73 | | |
| Field goals made-att | 2-2 | 1-1 | | |
| Time of possession | 27:27 | 32:33 | | |

| RUSHING | | | | | | | | | |
|-----------|-----|-----|----|----|---------|-----|-----|----|----|
| OILERS | Att | Yds | Lg | TD | BRONCOS | Att | Yds | Lg | TD |
| Rozier | 9 | 25 | 8 | 0 | Winder | 13 | 46 | 8 | 0 |
| Pinkett | 6 | 20 | 8 | 0 | Sewell | 5 | 9 | 5 | 0 |
| Moon | 5 | 15 | 7 | 0 | Elway | 4 | 8 | 4 | 1 |
| Highsmith | 5 | 13 | 11 | 0 | Bell | 2 | 7 | 5 | 0 |
| Givins | 1 | 0 | 0 | 0 | Kubiak | 2 | -3 | -1 | 0 |
| | | | | | Lang | 3 | -6 | 1 | 1 |
| TOTALS | 26 | 73 | 11 | 0 | TOTALS | 29 | 61 | 8 | 2 |

| PASSING | | | | | | | | | |
|---------|-----|-----|-----|------|---------|-----|-----|-----|------|
| OILERS | Att | Cmp | Yds | TD-I | BRONCOS | Att | Cmp | Yds | TD-I |
| Moon | 43 | 24 | 264 | 1-2 | Elway | 25 | 14 | 259 | 2-1 |
| TOTALS | 43 | 24 | 264 | 1-2 | TOTALS | 25 | 14 | 259 | 2-1 |

| RECEIVING | | | | | | | | | |
|-----------|-----|-----|----|----|---------|-----|-----|----|----|
| OILERS | Rec | Yds | Lg | TD | BRONCOS | Rec | Yds | Lg | TD |
| Hill | 5 | 93 | 24 | 0 | Johnson | 4 | 105 | 55 | 0 |
| Givins | 6 | 84 | 19 | 1 | Kay | 3 | 57 | 29 | 2 |
| Duncan | 4 | 32 | 13 | 0 | Sewell | 3 | 41 | 25 | 0 |
| Highsmith | 4 | 20 | 16 | 0 | Lang | 1 | 25 | 25 | 0 |
| Drewrey | 2 | 17 | 9 | 0 | Boddie | 1 | 15 | 15 | 0 |
| Williams | 1 | 7 | 7 | 0 | Mobley | 1 | 9 | 9 | 0 |
| Rozier | 1 | 6 | 6 | 0 | Nattiel | 1 | 7 | 7 | 0 |
| Pinkett | 1 | 5 | 5 | 0 | | | | | |
| TOTALS | 24 | 264 | 24 | 1 | TOTALS | 14 | 259 | 55 | 2 |

INDIVIDUAL DEFENSE (press box stats)

OILERS – Leading Tackler: Donaldson 7-1-8. Sacks: Martin 1. Int.: Allen 1. FR: None.

BRONCOS – Leading Tackler: Dennison 6-2-8. Sacks: None. Int.: Haynes 1, Mecklenburg 1. FR: Wilson 1.

PLAYOFF GAME SUMMARIES

AFC WILD CARD PLAYOFF GAME – 1988
Houston 24, Cleveland 23
December 24, 1988 • Cleveland Stadium

The Oilers advanced to the AFC divisional round of the playoffs for the second straight year with a 24-23 win over the Browns. Allen Pinkett scored two touchdowns within a 15-second span of the second quarter, and Warren Moon rallied Houston with 10 fourth-quarter points for the win. Moon's 14-yard scoring pass to Pinkett seven seconds into the second quarter capped a 17-play, 91-yard drive and gave Houston a 7-3 lead. Nose tackle Richard Byrd recovered Don Strock's fumble on the Browns' next play from scrimmage, and Pinkett scored one play later on a 16-yard run for a 14-9 halftime lead. Mike Pagel replaced the injured Strock and completed a 14-yard touchdown pass to Webster Slaughter late in the third quarter for Cleveland's last lead of the day 16-14. Moon directed a 76-yard drive capped by Lorenzo White's one-yard run as Houston regained the lead 21-16. Richard Johnson's interception on the Browns' next possession led to Tony Zendejas's game-winning 49-yard field goal with 1:54 to play.

Cleveland 3 6 7 7 23
Houston 7 7 0 10 24

| TEAM | SCORING PLAY | QTR-INTO |
|--------|---|----------|
| Browns | Bahr 33 yd. field goal | 1-5:17 |
| Oilers | Pinkett 14 yd. pass from Moon (Zendejas kick) | 2-0:07 |
| Oilers | Pinkett 16 yd. run (Zendejas kick) | 2-0:22 |
| Browns | Bahr 26 yd. field goal | 2-6:27 |
| Browns | Bahr 28 yd. field goal | 2-11:41 |
| Brwns | Slaughter 14 yd. pass from Pagel (Bahr kick) | 3-12:24 |
| Oilers | White 1 yd. run (Zendejas kick) | 4-2:35 |
| Oilers | Zendejas 49 yd. field goal | 4-13:06 |
| Browns | Slaughter 2 yd. pass from Pagel (Bahr kick) | 4-14:29 |

Missed FG: None
Attendance: 74,977

| | Browns | Oilers |
|-------------------------|----------|----------|
| First downs | 19 | 19 |
| 3rd-down conversion-att | 5-12-41% | 8-14-57% |
| 4th-down conversion-att | 0-0-0% | 0-0-0% |
| Total yards | 260 | 334 |
| Rushing yards | 68 | 129 |
| Passing yards | 192 | 205 |
| Passes-comp.-Int. | 28-19-1 | 26-16-3 |
| Punts-avg. | 3-35.3 | 3-37.7 |
| Punt return yards | 3-27 | 0-0 |
| Kickoff return yards | 3-75 | 5-72 |
| Fumbles-lost | 1-1 | 2-0 |
| Penalties-yards | 9-75 | 13-118 |
| Field goals made-att | 3-3 | 1-1 |
| Time of possession | 26:36 | 33:24 |

| RUSHING | | | | | | | | | |
|---------------|-----------|------------|-----------|----------|---------------|-----------|-----------|-----------|----------|
| OILERS | Att | Yds | Lg | TD | BROWNS | Att | Yds | Lg | TD |
| Pinkett | 14 | 82 | 27 | 1 | Mack | 12 | 14 | 7 | 0 |
| Highsmith | 2 | 3 | 3 | 0 | Byner | 9 | 57 | 16 | 0 |
| White | 12 | 30 | 5 | 1 | Strock | 1 | 0 | 0 | 0 |
| Moon | 6 | 16 | 12 | 0 | Pagel | 1 | -1 | -1 | 0 |
| Givins | 1 | -2 | -2 | 0 | Fonteno | 3 | -2 | 5 | 0 |
| TOTALS | 35 | 129 | 27 | 2 | TOTALS | 26 | 68 | 16 | 0 |

| PASSING | | | | | | | | | |
|---------------|-----------|-----------|------------|------------|---------------|-----------|-----------|------------|------------|
| OILERS | Att | Cmp | Yds | TD-I | BROWNS | Att | Cmp | Yds | TD-I |
| Moon | 26 | 16 | 213 | 1-3 | Strock | 3 | 2 | 13 | 0-0 |
| | | | | | Pagel | 25 | 17 | 179 | 2-1 |
| TOTALS | 26 | 16 | 213 | 1-3 | TOTALS | 28 | 19 | 192 | 2-1 |

| RECEIVING | | | | | | | | | |
|---------------|-----------|------------|-----------|----------|---------------|-----------|------------|-----------|----------|
| OILERS | Rec | Yds | Lg | TD | BROWNS | Rec | Yds | Lg | TD |
| Pinkett | 2 | 24 | 14 | 1 | Mack | 1 | 6 | 6 | 0 |
| White | 1 | 1 | 1 | 0 | Slaughter | 5 | 58 | 18 | 2 |
| Hill | 5 | 73 | 22 | 0 | Byner | 3 | 10 | 8 | 0 |
| Highsmith | 1 | 8 | 8 | 0 | Langhorne | 6 | 57 | 17 | 0 |
| Duncan | 2 | 33 | 18 | 0 | Weathers | 2 | 27 | 18 | 0 |
| Jeffires | 3 | 52 | 35 | 0 | Brennan | 2 | 34 | 25 | 0 |
| Givins | 1 | 8 | 8 | 0 | | | | | |
| Williams | 1 | 14 | 14 | 0 | | | | | |
| TOTALS | 16 | 213 | 35 | 1 | TOTALS | 19 | 192 | 25 | 2 |

INDIVIDUAL DEFENSE (press box stats)

OILERS – Leading Tackler: Allen 7-1-8. Sacks: None. Int.: Johnson 1. FR: Byrd 1.
BROWNS – Leading Tackler: Golic 5-4-9. Sacks: Johnson 1.0. Int.: Wright 2, Harper 1. FR: None.

AFC DIVISIONAL PLAYOFF GAME – 1988
Buffalo 17, Houston 10
January 1, 1989 • Rich Stadium

Buffalo's special teams blocked a punt and a field goal, and the defense registered an interception and a fumble recovery in the fourth quarter, as the Bills advanced to their first-ever AFC Championship Game. Quarterback Jim Kelley completed a team-playoff record 19 of 33 passes for 244 yards with one interception. Rookie running back Thurman Thomas led all rushers with 75 yards on seven carries, including an 11-yard touchdown run that gave Buffalo a 14-3 lead in the third quarter. Robb Riddick's one-yard scoring run followed a blocked punt by safety Leonard Smith. Safety Mark Kelso intercepted a Warren Moon pass on the Oilers' second play of the fourth quarter. Derrick Burroughs's fumble recovery on Houston's next possession helped Buffalo preserve the win in their first-ever playoff game at Rich Stadium.

Buffalo 0 7 7 3 17
Houston 0 3 0 7 10

| TEAM | SCORING PLAY | QTR-INTO |
|--------|----------------------------------|----------|
| Bills | Riddick 1 yd. run (Norwood kick) | 2-4:25 |
| Oilers | Zendejas 35 yd. field goal | 2-10:28 |
| Bills | Thomas 11 yd. run (Norwood kick) | 3-12:02 |
| Bills | Norwood 27 yd. field goal | 4-3:25 |
| Oilers | Rozier 1 yd. run (Zendejas kick) | 4-9:48 |

Missed FG: Zendejas 37 blocked, 31WL, Norwood 50, 36WL
Attendance: 79,532

| | Bills | Oilers |
|-------------------------|----------|----------|
| First downs | 18 | 20 |
| 3rd-down conversion-att | 3-14-21% | 3-12-25% |
| 4th-down conversion-att | 0-2-0% | 0-0-0% |
| Total yards | 372 | 351 |
| Rushing yards | 135 | 125 |
| Passing yards | 237 | 226 |
| Passes-comp.-Int. | 33-19-1 | 33-17-1 |
| Punts-avg. | 4-39.3 | 6-37.2 |
| Punt return yards | 4-56 | 1-6 |
| Kickoff return yards | 3-57 | 4-48 |
| Fumbles-lost | 1-0 | 5-2 |
| Penalties-yards | 8-57 | 8-60 |
| Field goals made-att | 1-3 | 1-3 |
| Time of possession | 28:53 | 31:07 |

| RUSHING | | | | | | | | | |
|---------------|-----------|------------|-----------|----------|---------------|-----------|------------|-----------|----------|
| OILERS | Att | Yds | Lg | TD | BILLS | Att | Yds | Lg | TD |
| Highsmith | 5 | 57 | 31 | 0 | Thomas | 7 | 75 | 40 | 1 |
| Rozier | 13 | 44 | 8 | 0 | Mueller | 7 | 24 | 14 | 0 |
| Moon | 5 | 11 | 5 | 0 | Kelly | 3 | 18 | 10 | 0 |
| Pinkett | 3 | 13 | 10 | 0 | Riddick | 9 | 12 | 5 | 1 |
| | | | | | Reed | 1 | -1 | -1 | 0 |
| | | | | | Harmon | 1 | 7 | 7 | 0 |
| | | | | | Byrum | 1 | 0 | 0 | 0 |
| TOTALS | 26 | 125 | 31 | 1 | TOTALS | 29 | 135 | 40 | 2 |

| PASSING | | | | | | | | | |
|---------------|-----------|-----------|------------|------------|---------------|-----------|-----------|------------|------------|
| OILERS | Att | Cmp | Yds | TD-I | BILLS | Att | Cmp | Yds | TD-I |
| Moon | 33 | 17 | 240 | 0-1 | Kelly | 33 | 19 | 244 | 0-1 |
| TOTALS | 33 | 17 | 240 | 0-1 | TOTALS | 33 | 19 | 244 | 0-1 |

| RECEIVING | | | | | | | | | |
|---------------|-----------|------------|-----------|----------|---------------|-----------|------------|-----------|----------|
| OILERS | Rec | Yds | Lg | TD | BILLS | Rec | Yds | Lg | TD |
| Hill | 4 | 62 | 21 | 0 | Reed | 6 | 91 | 53 | 0 |
| Highsmith | 2 | 3 | 7 | 0 | Metzelaars | 1 | 7 | 7 | 0 |
| Jeffires | 5 | 78 | 27 | 0 | Burkett | 3 | 55 | 26 | 0 |
| Givins | 1 | 23 | 23 | 0 | Johnson | 3 | 31 | 18 | 0 |
| Duncan | 1 | 9 | 9 | 0 | Harmon | 5 | 58 | 17 | 0 |
| Pinkett | 2 | 21 | 15 | 0 | Mueller | 1 | 2 | 2 | 0 |
| Harris | 2 | 44 | 29 | 0 | | | | | |
| TOTALS | 17 | 240 | 29 | 0 | TOTALS | 19 | 244 | 53 | 0 |

INDIVIDUAL DEFENSE (press box stats)

OILERS – Leading Tackler: Brown 8-1-9, Grimsley 9-0-9. Sacks: Childress 1. Int.: Eaton 1. FR: Highsmith 1, Pinkett 1.
BILLS – Leading Tackler: Talley 7-0-7, Still 5-2-7. Sacks: Talley 1, Smith 1. Int.: Kelso 1. FR: Smith 1, Bennett 1.

PLAYOFF GAME SUMMARIES

AFC WILD CARD PLAYOFF GAME – 1989
Pittsburgh 26, Houston 23 (OT)
December 31, 1989 • Astrodome

Gary Anderson kicked a 50-yard field goal 3:26 into overtime to cap Pittsburgh's 26-23 comeback win over the Oilers and earn its first playoff victory since 1984. The Steelers, despite being outgained by Houston 380 to 289 total yards, led the game for more than three quarters. Rookie running back Tim Worley converted a fourth-and-one play into a nine-yard touchdown run and Anderson kicked field goals of 25, 30, and 48 yards for a 16-9 fourth-quarter lead. Warren Moon tied the score with an 18-yard touchdown pass to Ernest Givins and gave the Oilers their only lead, 23-16, when he found Givins on a nine-yard scoring pass with six minutes to play. Pittsburgh's Buddy Brister countered with an 82-yard, 11-play drive capped by Merrill Hoge's one-yard touchdown plunge with 46 seconds remaining. Anderson's extra point tied the score and sent the game into overtime. Rod Woodson recovered Lorenzo White's fumble on the Oilers' first play in overtime to set up Anderson's decisive field goal.

| | | | | | | |
|-----------------------------|---|---|---|----|---|----|
| Pittsburgh | 7 | 3 | 3 | 10 | 3 | 26 |
| Houston | 0 | 6 | 3 | 14 | 0 | 23 |

| TEAM | SCORING PLAY | QTR-INTO |
|----------|--|----------|
| Steelers | Worley 9 yd. run (Anderson kick) | 1-12:07 |
| Oilers | Zendejas 26 yd. field goal | 2-5:53 |
| Oilers | Zendejas 35 yd. field goal | 2-8:50 |
| Steelers | Anderson 25 yd. field goal | 2-13:03 |
| Oilers | Zendejas 26 yd. field goal | 3-3:30 |
| Steelers | Anderson 30 yd. field goal | 3-11:55 |
| Steelers | Anderson 48 yd. field goal | 4-0:30 |
| Oilers | Givins 18 yd. pass from Moon (Zendejas kick) | 4-5:46 |
| Oilers | Givins 9 yd. pass from Moon (Zendejas kick) | 4-8:58 |
| Steelers | Hoge 2 yd. run (Anderson kick) | 4-14:14 |
| Steelers | Anderson 50 yd. field goal | 5-3:26 |

Missed FG: Zendejas 55 Short
Attendance: 58,306

| | Steelers | Oilers |
|-------------------------|----------|----------|
| First downs | 17 | 22 |
| 3rd-down conversion-att | 3-14-21% | 8-18-44% |
| 4th-down conversion-att | 1-1-100% | 0-0-0% |
| Total yards | 289 | 380 |
| Rushing yards | 177 | 65 |
| Passing yards | 112 | 315 |
| Passes-comp.-Int. | 33-15-0 | 48-29-0 |
| Punts-avg. | 6-25.3 | 4-33.0 |
| Punt return yards | 2-20 | 1-0 |
| Kickoff return yards | 6-99 | 2-27 |
| Fumbles-lost | 1-1 | 3-1 |
| Penalties-yards | 5-40 | 8-45 |
| Field goals made-att | 4-4 | 3-4 |
| Time of possession | 27:42 | 35:44 |

| RUSHING | | | | | | | | | |
|---------------|-----------|-----------|----------|----------|---------------|-----------|------------|-----------|----------|
| OILERS | Att | Yds | Lg | TD | STEELERS | Att | Yds | Lg | TD |
| Highsmith | 2 | 2 | 4 | 0 | Hoge | 17 | 100 | 49 | 1 |
| Rozier | 5 | 12 | 3 | 0 | Worley | 11 | 54 | 12 | 1 |
| White | 7 | 13 | 5 | 0 | Brister | 1 | 1 | 1 | 0 |
| Pinkett | 8 | 26 | 6 | 0 | Stone | 1 | 22 | 22 | 0 |
| Moon | 3 | 12 | 5 | 0 | | | | | |
| TOTALS | 25 | 65 | 6 | 0 | TOTALS | 30 | 177 | 49 | 2 |

| PASSING | | | | | | | | | |
|---------------|-----------|-----------|------------|------------|---------------|-----------|-----------|------------|------------|
| OILERS | Att | Cmp | Yds | TD-I | STEELERS | Att | Cmp | Yds | TD-I |
| Moon | 48 | 29 | 315 | 2-0 | Brister | 33 | 15 | 127 | 0-0 |
| TOTALS | 48 | 29 | 315 | 2-0 | TOTALS | 33 | 15 | 127 | 0-0 |

| RECEIVING | | | | | | | | | |
|---------------|-----------|------------|-----------|----------|---------------|-----------|------------|-----------|----------|
| OILERS | Rec | Yds | Lg | TD | STEELERS | Rec | Yds | Lg | TD |
| Givins | 11 | 136 | 30 | 2 | Mularkey | 3 | 40 | 20 | 0 |
| Hill | 6 | 98 | 32 | 0 | Stock | 1 | 7 | 7 | 0 |
| Rozier | 1 | 5 | 5 | 0 | Worley | 4 | 23 | 10 | 0 |
| Jeffires | 3 | 16 | 7 | 0 | Hoge | 3 | 26 | 17 | 0 |
| Pinkett | 3 | 24 | 12 | 0 | Lipps | 3 | 24 | 10 | 0 |
| Duncan | 2 | 15 | 9 | 0 | Hill | 1 | 7 | 7 | 0 |
| Highsmith | 3 | 21 | 11 | 0 | | | | | |
| TOTALS | 29 | 315 | 32 | 2 | TOTALS | 15 | 127 | 20 | 0 |

INDIVIDUAL DEFENSE (press box stats)

OILERS – Leading Tackler: Meads 6-4-10. Sacks: Fairs 1.0. Int.: None. FF: Brown 1. FR: McDowell 1, Moon 1, Pinkett 1.

STEELERS – Leading Tackler: Woodson 6-2-8, Lake 4-4-8. Sacks: None. Int.: None. FF: Woodson 1, Stone 1. FR: Woodson 1.

AFC WILD CARD PLAYOFF GAME – 1990
Cincinnati 41, Houston 14
January 6, 1991 • Riverfront Stadium

Boomer Esiason completed two touchdown passes and ran for a third in the Bengals' victory over the Oilers. Cincinnati built a 20-0 halftime lead as Ickey Woods ran one yard for a touchdown. Esiason flipped a two-yard scoring pass to Harold Green, and Jim Breech kicked two field goals (27 and 30 yards) in the first half. Cincinnati increased its lead to 34-0 in the third quarter when Eric Ball ran three yards for a touchdown and Esiason scored on a 10-yard keeper following James Francis's fumble recovery at Houston's 10-yard line. The Oilers scored on two touchdown passes from Cody Carlson to Ernest Givins (16 and 5 yards). Cincinnati held a 39:45 to 20:15 time-of-possession advantage.

| | | | | | |
|-----------------------------|----|----|----|---|----|
| Cincinnati | 10 | 10 | 14 | 7 | 41 |
| Houston | 0 | 0 | 7 | 7 | 14 |

| TEAM | SCORING PLAY | QTR-INTO |
|---------|---|----------|
| Bengals | Woods 1 yd. run (Breech kick) | 1-6:24 |
| Bengals | Breech 27 yd. field goal | 1-13:50 |
| Bengals | Green 2 yd. pass from Esiason (Breech kick) | 2-5:42 |
| Bengals | Breech 30 yd. field goal | 2-14:17 |
| Bengals | Ball 3 yd. run (Breech kick) | 3-3:26 |
| Bengals | Esiason 10 yd. run (Breech kick) | 3-3:51 |
| Oilers | Givins 16 yd. pass from Carlson (Garcia kick) | 3-9:45 |
| Bengals | Kattus 9 yd. pass from Esiason (Breech kick) | 4-0:51 |
| Oilers | Givins 5 yd. pass from Carlson (Garcia kick) | 4-8:01 |

Missed FG: None
Attendance: 60,012

| | Bengals | Oilers |
|-------------------------|----------|---------|
| First downs | 24 | 13 |
| 3rd-down conversion-att | 4-13-30% | 2-9-22% |
| 4th-down conversion-att | 2-2-100% | 0-0-0% |
| Total yards | 349 | 226 |
| Rushing yards | 187 | 67 |
| Passing yards | 162 | 165 |
| Passes-comp.-Int. | 25-15-1 | 33-16-1 |
| Punts-avg. | 3-45.0 | 6-42.6 |
| Punt return yards | 3-42 | 1-19 |
| Kickoff return yards | 3-58 | 6-114 |
| Fumbles-lost | 1-0 | 2-1 |
| Penalties-yards | 4-40 | 5-33 |
| Field goals made-att | 2-2 | 0-0 |
| Time of possession | 39:45 | 20:15 |

| RUSHING | | | | | | | | | |
|---------------|-----------|-----------|-----------|----------|---------------|-----------|------------|-----------|----------|
| OILERS | Att | Yds | Lg | TD | BENGALS | Att | Yds | Lg | TD |
| White | 4 | 2 | 5 | 0 | Woods | 6 | 11 | 4 | 1 |
| Carlson | 4 | 22 | 12 | 0 | Brooks | 6 | 17 | 14 | 0 |
| Pinkett | 5 | 43 | 16 | 0 | Esiason | 5 | 57 | 14 | 1 |
| | | | | | Ball | 7 | 33 | 14 | 1 |
| | | | | | Green | 11 | 55 | 12 | 0 |
| | | | | | Jennings | 6 | 16 | 10 | 0 |
| | | | | | Wilhelm | 3 | -2 | 0 | 0 |
| TOTALS | 13 | 67 | 16 | 0 | TOTALS | 44 | 187 | 14 | 3 |

| PASSING | | | | | | | | | |
|---------------|-----------|-----------|------------|------------|---------------|-----------|-----------|------------|------------|
| OILERS | Att | Cmp | Yds | TD-I | BENGALS | Att | Cmp | Yds | TD-I |
| Carlson | 33 | 16 | 165 | 2-1 | Esiason | 20 | 14 | 150 | 2-0 |
| | | | | | Wilhelm | 5 | 1 | 12 | 0-0 |
| TOTALS | 33 | 16 | 165 | 2-1 | TOTALS | 25 | 15 | 162 | 2-0 |

| RECEIVING | | | | | | | | | |
|---------------|-----------|------------|-----------|----------|---------------|-----------|------------|-----------|----------|
| OILERS | Rec | Yds | Lg | TD | BENGALS | Rec | Yds | Lg | TD |
| White | 1 | 5 | 5 | 0 | Jennings | 2 | 15 | 12 | 0 |
| Hill | 1 | 5 | 5 | 0 | Holman | 2 | 51 | 46 | 0 |
| Jeffires | 2 | 33 | 23 | 0 | Woods | 2 | 13 | 9 | 0 |
| Duncan | 1 | 15 | 15 | 0 | McGee | 2 | 23 | 19 | 0 |
| Harris | 4 | 37 | 17 | 0 | Green | 2 | 15 | 13 | 1 |
| Givins | 6 | 60 | 16 | 2 | Brown | 2 | 14 | 9 | 0 |
| Pinkett | 1 | 10 | 10 | 0 | Kattus | 2 | 19 | 10 | 1 |
| | | | | | Barber | 1 | 12 | 12 | 0 |
| TOTALS | 16 | 165 | 23 | 2 | TOTALS | 12 | 152 | 46 | 2 |

INDIVIDUAL DEFENSE (press box stats)

OILERS – Leading Tackler: Kinard 8-4-12. Sacks: None. Int.: None. FF: None. FR: None.

BENGALS – Leading Tackler: Thomas 6-1-7. Sacks: None. Int.: Fulcher 1. FF: None. FR: Francis 1, Jennings 1.

PLAYOFF GAME SUMMARIES

AFC WILD CARD PLAYOFF GAME – 1991
Houston 17, N.Y. Jets 10
December 29, 1991 • Astrodome

Warren Moon threw a pair of touchdown passes to Ernest Givins and the Oilers' defense stopped the Jets inside Houston's 5-yard line twice in the second half to preserve the victory. The Oilers led 14-10 entering the third quarter, when the Jets took the second-half kickoff and consumed more than eight minutes while driving to the Houston 8-yard line. On third down, Ken O'Brien's pass was intercepted by safety Bubba McDowell at the 2. After Al Del Greco's 53-yard field goal put the Oilers ahead 17-10 early in the fourth quarter, New York drove to the Houston 3. But on third down, Al Smith stopped Brad Baxter for no gain. The Jets had one more chance after recovering Moon's fumble at the Oilers' 26 with 4:59 left in the game, but New York could not convert a first down. For Houston, Moon completed 28 of 40 passes for 271 yards, and Drew Hill had nine catches for 77 yards.

| | | | | | |
|----------|---|----|---|---|----|
| New York | 0 | 10 | 0 | 0 | 10 |
| Houston | 7 | 7 | 0 | 3 | 17 |

| TEAM | SCORING PLAY | QTR-INTO |
|--------|--|----------|
| Oilers | E. Givins 5 yd. pass from Moon (Del Greco kick) | 1-9:16 |
| Jets | A. Toon 10 yd. pass from O'Brien (Allegre kick) | 2-2:44 |
| Oilers | E. Givins 20 yd. pass from Moon (Del Greco kick) | 2-11:04 |
| Jets | Allegre 33 yd. field goal | 2-14:56 |
| Oilers | Del Greco 53 yd. field goal | 4-1:31 |

Missed FG: Greco 46WR

Attendance: 61,485

| | Jets | Oilers |
|-------------------------|----------|----------|
| First downs | 18 | 21 |
| 3rd-down conversion-att | 6-12-50% | 8-14-57% |
| 4th-down conversion-att | 0-2-0% | 0-0-0% |
| Total yards | 285 | 303 |
| Rushing yards | 71 | 71 |
| Passing yards | 214 | 232 |
| Passes-comp.-Int. | 31-21-3 | 40-28-1 |
| Punts-avg. | 2-36 | 2-44.5 |
| Punt return yards | 0-0 | 0-0 |
| Kickoff return yards | 3-54 | 1-0 |
| Fumbles-lost | 0-0 | 3-1 |
| Penalties-yards | 5-45 | 8-55 |
| Field goals made-att | 1-1 | 1-2 |
| Time of possession | 26:20 | 33:40 |

| RUSHING | | | | | | | | | | | |
|---------------|-----------|-----------|-----------|----------|---------------|-----------|-----------|----------|----------|--|--|
| OILERS | Att | Yds | Lg | TD | JETS | Att | Yds | Lg | TD | | |
| L. White | 17 | 65 | 12 | 0 | J. Hector | 11 | 43 | 8 | 0 | | |
| W. Moon | 3 | 6 | 7 | 0 | B. Baxter | 5 | 14 | 5 | 0 | | |
| | | | | | K. O'Brien | 2 | 10 | 8 | 0 | | |
| | | | | | F. McNeil | 5 | 4 | 5 | 0 | | |
| TOTALS | 20 | 71 | 12 | 0 | TOTALS | 23 | 71 | 8 | 0 | | |

| PASSING | | | | | | | | | | | |
|---------------|-----------|-----------|------------|------------|---------------|-----------|-----------|------------|------------|--|--|
| OILERS | Att | Cmp | Yds | TD-I | JETS | Att | Cmp | Yds | TD-I | | |
| W. Moon | 40 | 28 | 271 | 2-1 | K. O'Brien | 31 | 21 | 221 | 1-3 | | |
| TOTALS | 40 | 28 | 271 | 2-1 | TOTALS | 31 | 21 | 221 | 1-3 | | |

| RECEIVING | | | | | | | | | | | |
|---------------|-----------|------------|-----------|----------|---------------|-----------|------------|-----------|----------|--|--|
| OILERS | Rec | Yds | Lg | TD | JETS | Rec | Yds | Lg | TD | | |
| E. Givins | 6 | 83 | 35 | 2 | A. Toon | 8 | 96 | 22 | 1 | | |
| D. Hill | 9 | 77 | 20 | 0 | R. Moore | 4 | 70 | 31 | 0 | | |
| H. Jeffries | 4 | 49 | 24 | 0 | F. McNeil | 4 | 23 | 10 | 0 | | |
| L. White | 4 | 31 | 17 | 0 | M. Boyer | 3 | 20 | 11 | 0 | | |
| C. Duncan | 4 | 24 | 8 | 0 | T. Mathis | 2 | 12 | 6 | 0 | | |
| L. Harris | 1 | 7 | 7 | 0 | | | | | | | |
| TOTALS | 28 | 271 | 35 | 2 | TOTALS | 21 | 221 | 31 | 1 | | |

INDIVIDUAL DEFENSE (press box stats)

OILERS – Leading Tackler: Lathon 4-7-11. Sacks: Williams 1. Int.: McDowell 2, Orlando 1. FF: None. FR: Moon 2.

JETS – Leading Tackler: Clifton 5-6-11, Stargell 8-3-11. Sacks: Lewis 2.0, Lageman 1.0, Young 1.0. Int.: McMillan 1. FF: Young 1, Lageman 1. FR: Stargell 1.

AFC DIVISIONAL PLAYOFF GAME – 1991
Denver 26, Houston 24
January 4, 1992 • Mile High Stadium

David Treadwell's 28-yard field goal with 16 seconds remaining capped a dramatic 87-yard drive in the closing moments to lift the Broncos over the Oilers. Treadwell's winning kick came shortly after John Elway's 44-yard completion to Vance Johnson on fourth-and-10 from the Denver 35-yard line. Earlier on the drive, Elway scrambled seven yards for a first down on fourth-and-6 from the 28. And it was Elway's 22-yard completion to Michael Young that got the Broncos out of a hole at their own 2-yard line. Denver started the winning drive there with no time outs left after Houston's Greg Montgomery dropped his punt out of bounds with 2:07 left in the game. Warren Moon passed for three touchdowns as Houston built first half leads of 14-0 and 21-6. But the Broncos defense stiffened, allowing only a field goal in the second half.

| | | | | | |
|---------|----|---|---|----|----|
| Denver | 6 | 7 | 3 | 10 | 26 |
| Houston | 14 | 7 | 0 | 3 | 24 |

| TEAM | SCORING PLAY | QTR-INTO |
|---------|--|----------|
| Oilers | H. Jeffries 15 yd. pass from Moon (Del Greco kick) | 1-1:46 |
| Oilers | D. Hill 9 yd. pass from Moon (Del Greco kick) | 1-9:44 |
| Broncos | V. Johnson 10 yd. pass from Elway (kick no good) | 1-13:43 |
| Oilers | C. Duncan 6 yd. pass from Moon (Del Greco kick) | 2-4:05 |
| Broncos | G. Lewis 1 yd. run (Treadwell kick) | 2-14:21 |
| Broncos | D. Treadwell 49 yd. field goal | 3-13:02 |
| Oilers | A. Del Greco 25 yd. field goal | 4-1:35 |
| Broncos | G. Lewis 1 yd. run (Treadwell kick) | 4-8:07 |
| Broncos | D. Treadwell 28 yd. field goal | 4-14:44 |

Missed FG: Del Greco 33WR

Attendance: 75,301

| | Broncos | Oilers |
|-------------------------|----------|---------|
| First downs | 26 | 23 |
| 3rd-down conversion-att | 5-11-45% | 5-8-63% |
| 4th-down conversion-att | 3-3-100% | 0-0-0% |
| Total yards | 418 | 422 |
| Rushing yards | 151 | 97 |
| Passing yards | 267 | 325 |
| Passes-comp.-Int. | 34-20-1 | 36-27-1 |
| Punts-avg. | 2-40.5 | 1-44 |
| Punt return yards | 0-0 | 0-0 |
| Kickoff return yards | 4-88 | 6-82 |
| Fumbles-lost | 3-0 | 0-0 |
| Penalties-yards | 6-70 | 13-85 |
| Field goals made-att | 2-2 | 1-2 |
| Time of possession | 29:34 | 30:26 |

| RUSHING | | | | | | | | | | | |
|---------------|-----------|-----------|-----------|----------|---------------|-----------|------------|-----------|----------|--|--|
| OILERS | Att | Yds | Lg | TD | BRONCOS | Att | Yds | Lg | TD | | |
| L. White | 17 | 79 | 10 | 0 | G. Green | 17 | 59 | 14 | 0 | | |
| W. Moon | 2 | 18 | 15 | 0 | J. Elway | 6 | 39 | 15 | 0 | | |
| | | | | | R. Rivers | 1 | 3 | 3 | 0 | | |
| | | | | | G. Lewis | 3 | 2 | 1 | 2 | | |
| | | | | | S. Sewell | 4 | 48 | 19 | 0 | | |
| TOTALS | 19 | 97 | 15 | 0 | TOTALS | 31 | 151 | 19 | 2 | | |

| PASSING | | | | | | | | | | | |
|---------------|-----------|-----------|------------|------------|---------------|-----------|-----------|------------|------------|--|--|
| OILERS | Att | Cmp | Yds | TD-I | BRONCOS | Att | Cmp | Yds | TD-I | | |
| W. Moon | 36 | 27 | 325 | 3-1 | J. Elway | 33 | 19 | 257 | 1-1 | | |
| | | | | | S. Sewell | 1 | 1 | 10 | 0-0 | | |
| TOTALS | 36 | 27 | 325 | 3-1 | TOTALS | 34 | 20 | 267 | 1-1 | | |

| RECEIVING | | | | | | | | | | | |
|---------------|-----------|------------|-----------|----------|---------------|-----------|------------|-----------|----------|--|--|
| OILERS | Rec | Yds | Lg | TD | BRONCOS | Rec | Yds | Lg | TD | | |
| H. Jeffries | 7 | 99 | 49 | 1 | C. Kay | 1 | 8 | 8 | 0 | | |
| L. White | 5 | 35 | 10 | 0 | V. Johnson | 5 | 78 | 44 | 1 | | |
| E. Givins | 6 | 111 | 29 | 0 | D. Russell | 1 | 20 | 20 | 0 | | |
| D. Hill | 2 | 21 | 12 | 1 | S. Sharpe | 3 | 20 | 7 | 0 | | |
| C. Duncan | 6 | 40 | 11 | 1 | M. Young | 4 | 85 | 32 | 0 | | |
| T. Jones | 1 | 19 | 19 | 0 | R. Nattiel | 2 | 27 | 23 | 0 | | |
| | | | | | S. Sewell | 3 | 28 | 16 | 0 | | |
| | | | | | G. Green | 1 | 1 | 1 | 0 | | |
| TOTALS | 27 | 325 | 49 | 3 | TOTALS | 20 | 267 | 44 | 1 | | |

INDIVIDUAL DEFENSE (press box stats)

OILERS – Leading Tackler: A. Smith 6-1-7, L. Lathon 6-1-7. Sacks: None. Int.: R. Johnson 1. FF: B. Orlando 1, A. Smith 1. FR: None.

BRONCOS – Leading Tackler: C. Dimry 9-0-9, M. Brooks 7-2-9. Sacks: None. Int.: S. Atwater 1. FF: None. FR: J. Davidson 1.

PLAYOFF GAME SUMMARIES

AFC WILD CARD PLAYOFF GAME – 1992
Buffalo 41, Houston 38 (OT)
January 3, 1993 • Rich Stadium

Warren Moon threw for 220 yards and four touchdowns in the first half as Houston jumped out to a 28-3 lead. Early in the third quarter, Oilers defensive back Bubba McDowell intercepted Frank Reich's first pass of the second half and returned it 58 yards for a touchdown as the Oilers took a commanding 32-point lead, 35-3. Then, Buffalo started the comeback, advancing 50 yards to score on Davis' 1-yard touchdown run to cut the deficit to 35-10. After a recovered onside kick by the Bills which led to a touchdown, and a 26-yard touchdown pass to wide receiver Andre Reed, the lead was trimmed to 35-24. On the Oilers' ensuing possession, Bills safety Henry Jones intercepted a pass from Moon which led to another touchdown pass from Reich to Reed. Kicker Al Del Greco attempted a field goal to increase the Oilers' lead, but the snap was fumbled. The Bills then scored on a 17-yard touchdown pass, taking the lead 38-35 with three minutes remaining in the game. A last minute drive ending in a 26-yard field goal from Del Greco would send the game into overtime. Early in overtime, Bills defensive back Nate Odomes intercepted a pass from Moon, setting up Steve Christie's 32-yard game-winning field goal.

Buffalo 3 0 28 7 3 41
Houston 7 21 7 3 0 38

| TEAM | SCORING PLAY | QTR-LEFT |
|--------|--|----------|
| Oilers | H. Jeffries 3 pass from W. Moon (A. Del Greco kick) | 1-5:51 |
| Bills | S. Christie 36 field goal | 1-1:24 |
| Oilers | W. Slaughter 7 pass from W. Moon (A. Del Greco kick) | 2-8:59 |
| Oilers | C. Duncan 26 pass from W. Moon (A. Del Greco kick) | 2-4:09 |
| Oilers | H. Jeffries 27 pass from W. Moon (A. Del Greco kick) | 2-0:14 |
| Oilers | B. McDowell 58 INT return (A. Del Greco kick) | 3-13:19 |
| Bills | K. Davis 1 run (D. Christie, kick) | 3-8:52 |
| Bills | D. Beebe 38 pass from F. Reich (D. Christie kick) | 3-7:56 |
| Bills | A. Reed 26 pass from F. Reich (D. Christie kick) | 3-4:21 |
| Bills | A. Reed 18 pass from F. Reich (D. Christie kick) | 3-2:00 |
| Bills | A. Reed 17 pass from F. Reich (D. Christie kick) | 4-3:08 |
| Oilers | A. Del Greco 26 field goal | 4-0:12 |
| Bills | D. Christie 32 field goal | 5-11:54 |

Missed FG: None
Attendance: 75,141

| | Bills | Oilers |
|-------------------------|----------|----------|
| First downs | 19 | 27 |
| 3rd-down conversion-att | 8-15-53% | 6-14-43% |
| 4th-down conversion-att | 2-3-67% | 2-3-67% |
| Total yards | 366 | 429 |
| Rushing yards | 98 | 82 |
| Passing yards | 268 | 347 |
| Passes-comp.-Int. | 34-21-1 | 50-36-2 |
| Punts-avg. | 2-35 | 2-24.5 |
| Punt return yards | 0-0 | 1-7 |
| Kickoff return yards | 5-55 | 4-27 |
| Fumbles-lost | 0-0 | 2-0 |
| Penalties-yards | 4-30 | 4-30 |
| Field goals made-att | 2-2 | 1-1 |
| Time of possession | 25:27 | 37:39 |

| RUSHING | | | | | | | | | |
|------------|-----|-----|----|----|------------|-----|-----|----|----|
| OILERS | Att | Yds | Lg | TD | BILLS | Att | Yds | Lg | TD |
| W. Moon | 2 | 7 | 5 | 0 | T. Thomas | 11 | 26 | 6 | 0 |
| L. White | 19 | 75 | 14 | 0 | K. Davis | 13 | 68 | 35 | 1 |
| Montgomery | 1 | 0 | 0 | 0 | C. Gardner | 1 | 5 | 5 | 0 |
| | | | | | F. Reich | 1 | -1 | -1 | 0 |
| TOTALS | 22 | 82 | 14 | 0 | TOTALS | 26 | 98 | 35 | 1 |

| PASSING | | | | | | | | | |
|---------|-----|-----|-----|------|----------|-----|-----|-----|------|
| OILERS | Att | Cmp | Yds | TD-I | BILLS | Att | Cmp | Yds | TD-I |
| W. Moon | 50 | 36 | 371 | 4-2 | F. Reich | 34 | 21 | 289 | 4-1 |
| TOTALS | 50 | 36 | 371 | 4-2 | TOTALS | 34 | 21 | 289 | 4-1 |

| RECEIVING | | | | | | | | | |
|--------------|-----|-----|----|----|---------------|-----|-----|----|----|
| OILERS | Rec | Yds | Lg | TD | BILLS | Rec | Yds | Lg | TD |
| C. Duncan | 8 | 57 | 26 | 1 | P. Metzelaars | 3 | 43 | 2 | 0 |
| W. Slaughter | 8 | 73 | 18 | 1 | A. Reed | 8 | 136 | 27 | 3 |
| H. Jeffries | 8 | 98 | 32 | 2 | T. Thomas | 2 | -3 | 1 | 0 |
| E. Givins | 9 | 117 | 27 | 0 | D. Beebe | 4 | 64 | 38 | 1 |
| L. Harris | 2 | 15 | 9 | 0 | J. Lofton | 2 | 24 | 18 | 0 |
| L. White | 1 | 11 | 11 | 0 | K. Davis | 2 | 25 | 19 | 0 |
| TOTALS | 36 | 371 | 32 | 4 | TOTALS | 21 | 289 | 38 | 4 |

INDIVIDUAL DEFENSE (press box stats)

OILERS – Leading Tackler: A. Smith 4-3-7. Sacks: W. Fuller 2.0, S. Jones 1.0. Int.: B. McDowell 1. FF: None. FR: None.

BILLS – Leading Tackler: P. Hansen 10-0-10. Sacks: J. Wright 2.0, P. Hansen 1.0, D. Talley 1.0. Int.: H. Jones 1, N. Odomes 1. FF: D. Talley 1. FR: None.

AFC DIVISIONAL PLAYOFF GAME – 1993
Kansas City 28, Houston 20
January 16, 1994 • Astrodome

Joe Montana threw three second-half touchdown passes, including two just 54 seconds apart in the fourth quarter, to rally the Chiefs past the Oilers. Houston, which entered the game with an 11-game winning streak, jumped out to a 10-0 lead in the opening quarter and still led 13-7 after Al Del Greco's 43-yard field goal with 9:37 remaining in the fourth quarter. But Kansas City marched 71 yards in only 59 seconds, the key play a 38-yard pass interference penalty against Oilers cornerback Cris Dishman, to take the lead for the first time on Montana's 11-yard touchdown pass to J.J. Birden. On the next play from scrimmage, Chiefs linebacker Derrick Thomas sacked Warren Moon, forcing a fumble that defensive tackle Dan Saleaumua recovered at the Oilers' 12-yard line. On third down, Montana's 18-yard touchdown pass to Willie Davis put Kansas City ahead 21-13 with 7:44 left. Houston drove 80 yards to a touchdown to pull within one point with 3:45 to go, but Marcus Allen's 21-yard touchdown run at the 1:55 mark sealed the Oilers' fate.

Kansas City 0 0 7 21 28
Houston 10 0 0 10 20

| TEAM | SCORING PLAY | QTR-LEFT |
|--------|--|----------|
| Oilers | A. Del Greco 49 field goal | 1-11:10 |
| Oilers | C. Brown 2 run (A. Del Greco kick) | 1-1:59 |
| Chiefs | K. Cash 7 pass from J. Montana (N. Lowery kick) | 3-10:19 |
| Oilers | A. Del Greco 43 field goal | 4-9:37 |
| Chiefs | J. Birden 11 pass from J. Montana (N. Lowery kick) | 4-8:38 |
| Chiefs | W. Davis 18 pass from J. Montana (N. Lowery kick) | 4-7:44 |
| Oilers | E. Givins 7 pass from W. Moon (A. Del Greco kick) | 4-3:35 |
| Chiefs | M. Allen 21 run (N. Lowery kick) | 4-1:55 |

Missed FG: None
Attendance: 64,011

| | Chiefs | Oilers |
|-------------------------|----------|----------|
| First downs | 18 | 19 |
| 3rd-down conversion-att | 6-12-50% | 7-15-47% |
| 4th-down conversion-att | 0-1-0% | 0-1-0% |
| Total yards | 354 | 277 |
| Rushing yards | 71 | 39 |
| Passing yards | 283 | 238 |
| Passes-comp.-Int. | 38-22-2 | 43-32-1 |
| Punts-avg. | 3-45 | 5-48.6 |
| Punt return yards | 4-44 | 1-12 |
| Kickoff return yards | 2-38 | 3-50 |
| Fumbles-lost | 0-0 | 7-2 |
| Penalties-yards | 7-51 | 3-63 |
| Field goals made-att | 0-0 | 2-2 |
| Time of possession | 24:18 | 35:42 |

| RUSHING | | | | | | | | | |
|----------|-----|-----|----|----|------------|-----|-----|----|----|
| OILERS | Att | Yds | Lg | TD | CHIEFS | Att | Yds | Lg | TD |
| W. Moon | 3 | 22 | 17 | 0 | M. Allen | 14 | 74 | 21 | 1 |
| G. Brown | 11 | 17 | 5 | 1 | D. Krieg | 2 | -2 | -1 | 0 |
| | | | | | K. Anders | 1 | 0 | 0 | 0 |
| | | | | | J. Montana | 1 | -1 | -1 | 0 |
| TOTALS | 14 | 39 | 17 | 1 | TOTALS | 18 | 71 | 21 | 1 |

| PASSING | | | | | | | | | |
|---------|-----|-----|-----|------|------------|-----|-----|-----|------|
| OILERS | Att | Cmp | Yds | TD-I | CHIEFS | Att | Cmp | Yds | TD-I |
| W. Moon | 43 | 32 | 306 | 1-1 | J. Montana | 38 | 22 | 299 | 3-2 |
| TOTALS | 43 | 32 | 306 | 1-1 | TOTALS | 38 | 22 | 299 | 3-2 |

| RECEIVING | | | | | | | | | |
|-------------|-----|-----|----|----|------------|-----|-----|----|----|
| OILERS | Rec | Yds | Lg | TD | CHIEFS | Rec | Yds | Lg | TD |
| H. Jeffries | 9 | 88 | 28 | 0 | J. Birden | 6 | 60 | 14 | 1 |
| E. Givins | 7 | 63 | 15 | 1 | W. Davis | 5 | 96 | 36 | 1 |
| G. Wellman | 6 | 80 | 30 | 0 | K. Cash | 4 | 80 | 41 | 1 |
| C. Duncan | 6 | 49 | 14 | 0 | T. Barnett | 2 | 24 | 14 | 0 |
| G. Brown | 4 | 26 | 12 | 0 | T. McNair | 2 | 9 | 9 | 0 |
| | | | | | M. Allen | 1 | 12 | 12 | 0 |
| | | | | | J. Hayes | 1 | 9 | 9 | 0 |
| | | | | | F. Jones | 1 | 9 | 9 | 0 |
| TOTALS | 32 | 306 | 30 | 1 | TOTALS | 22 | 299 | 41 | 3 |

INDIVIDUAL DEFENSE (press box stats)

OILERS – Leading Tackler: B. Orlando 8-2-10. Sacks: W. Fuller 1.0, L. Lathon 1.0. Int.: S. Jackson 1, T. Hoage 1. FF: None. FR: None.

CHIEFS – Leading Tackler: A. Lewis 8-0-8, M. Bayless 6-2-8, C. Mincy 6-2-8. Sacks: A. Lewis 2.0, D. Thomas 2.0, B. Thompson 2.0, N. Smith 1.0, J. Phillips 1.0. Int.: C. Mincy 1. FF: None. FR: Saleaumua 1.

PLAYOFF GAME SUMMARIES

AFC WILD CARD PLAYOFF GAME – 1999
Tennessee 22, Buffalo 16
January 8, 2000 • Adelphia Coliseum

One of the most memorable finishes in NFL playoff history gave the Titans the franchise's first playoff win since 1991, a 22-16 stunner over the visiting Buffalo Bills. After Steve Christie kicked a 41-yard field goal to give Buffalo a 16-15 lead with 16 seconds remaining, Kevin Dyson returned a Frank Wycheck lateral on the ensuing kickoff 75 yards for a touchdown with three seconds left in the game. The play, quickly dubbed as the "Music City Miracle," gave Tennessee a 22-16 lead that turned into a victory after Buffalo's last-ditch hopes for a matching return touchdown were thwarted. Eddie George paced Tennessee's offense with a 29-carry, 106-yard performance. The victory, in front of a franchise-record crowd at Adelphia Coliseum, allowed the franchise to advance to the AFC Divisional Playoffs for the first time since 1993. The Titans took a 12-0 lead into intermission, but the Bills stormed back behind two touchdowns from Antowain Smith that gave Buffalo a 13-12 lead with 11:08 remaining. Al Del Greco's 36-yard field goal gave the Titans a 15-13 lead with 1:48 remaining, setting up the game's final dramatic moments.

Buffalo 0 0 7 9 16
 Tennessee 0 12 0 10 22

| TEAM | SCORING PLAY | QTR-LEFT |
|--------|--|----------|
| Titans | R. Johnson sacked by J. Kearse for safety | 2-11:19 |
| Titans | S. McNair 1 run (A. Del Greco kick) | 2-7:55 |
| Titans | A. Del Greco 40 field goal | 2-0:00 |
| Bills | A. Smith 4 run (S. Christie kick) | 3-12:28 |
| Bills | A. Smith 1 run (Two-pt. attempt failed) | 4-11:08 |
| Titans | A. Del Greco 36 field goal | 4-1:48 |
| Bills | S. Christie 41 field goal | 4-0:16 |
| Titans | K. Dyson 75 kickoff return (A. Del Greco kick) | 4-0:03 |

Missed FG: A. Del Greco 43W/L

Attendance: 66,782

| | Bills | Titans |
|-------------------------|----------|----------|
| First downs | 13 | 16 |
| 3rd-down conversion-att | 5-13-38% | 4-16-25% |
| 4th-down conversion-att | 0-0-0% | 0-0-0% |
| Total Yards | 219 | 194 |
| Rushing yards | 123 | 139 |
| Passing yards | 96 | 55 |
| Passes-comp.-Int. | 22-10-0 | 24-13-0 |
| Punts-avg. | 8-38.5 | 7-41 |
| Punt return yards | 3-10 | 6-32 |
| Kickoff return yards | 4-73 | 5-192 |
| Fumbles-lost | 2-2 | 2-1 |
| Penalties-yards | 10-59 | 2-12 |
| Field goals made-att | 1-2 | 2-2 |
| Time of possession | 24:54 | 35:06 |

| RUSHING | | | | | | | | | |
|---------------|-----------|------------|-----------|----------|---------------|-----------|------------|-----------|----------|
| TITANS | Att | Yds | Lg | TD | BILLS | Att | Yds | Lg | TD |
| E. George | 29 | 106 | 9 | 0 | A. Smith | 14 | 79 | 44 | 2 |
| S. McNair | 6 | 19 | 10 | 1 | J. Linton | 5 | 25 | 12 | 0 |
| R. Thomas | 4 | 14 | 13 | 0 | T. Thomas | 5 | 10 | 9 | 0 |
| | | | | | R. Johnson | 3 | 9 | 4 | 0 |
| TOTALS | 39 | 139 | 13 | 1 | TOTALS | 27 | 123 | 44 | 2 |

| PASSING | | | | | | | | | |
|---------------|-----------|-----------|-----------|------------|---------------|-----------|-----------|------------|------------|
| TITANS | Att | Cmp | Yds | TD-I | BILLS | Att | Cmp | Yds | TD-I |
| S. McNair | 24 | 13 | 76 | 0-1 | R. Johnson | 22 | 10 | 131 | 0-0 |
| TOTALS | 24 | 13 | 76 | 0-1 | TOTALS | 22 | 10 | 131 | 0-0 |

| RECEIVING | | | | | | | | | |
|---------------|-----------|-----------|-----------|----------|---------------|-----------|------------|-----------|----------|
| TITANS | Rec | Yds | Lg | TD | BILLS | Rec | Yds | Lg | TD |
| F. Wycheck | 4 | 29 | 14 | 0 | P. Price | 5 | 62 | 15 | 0 |
| J. Harris | 4 | 20 | 10 | 0 | E. Moulds | 3 | 62 | 37 | 0 |
| E. George | 2 | 4 | 3 | 0 | S. Gash | 1 | 6 | 6 | 0 |
| C. Sanders | 1 | 11 | 11 | 0 | B. Collins | 1 | 1 | 1 | 0 |
| Y. Thigpen | 1 | 8 | 8 | 0 | | | | | |
| K. Dyson | 1 | 4 | 4 | 0 | | | | | |
| TOTALS | 13 | 76 | 14 | 0 | TOTALS | 10 | 131 | 37 | 0 |

INDIVIDUAL DEFENSE (press box stats)

TITANS – Leading Tackler: B. Bishop 6-1-7. Sacks: J. Kearse 2.0, J. Fisk 1.0, S. Rolle 1.0, J. Evans 1.0, K. Holmes 1.0. Int.: None. FF: J. Kearse 1. FR: B. Wortham 1.

BILLS – Leading Tackler: J. Holecsek 10-3-13. Sacks: B. Smith 2.5, P. Hansen 0.5. Int.: A. Winfield 1. FF: K. Schulz 1. FR: P. Hansen 1.

AFC DIVISIONAL PLAYOFF GAME – 1999
Tennessee 19, Indianapolis 16
January 16, 2000 • RCA Dome

Eddie George ran for a franchise playoff-record 162 yards and a touchdown as the Tennessee Titans advanced to their first AFC Championship Game since 1979 with a 19-16 victory over the Indianapolis Colts at the RCA Dome. George's 68-yard touchdown run on the first drive of the third quarter gave the Titans the lead for good, and Tennessee's defense held rookie standout Edgerrin James to only 56 yards rushing on 20 carries. Al Del Greco set franchise post-season records for field goals in a game and a career, kicking two of his four field goals in each half to give him 11 for his career. Indiana native Blaine Bishop led the inspired Tennessee defense with 11 tackles and two passes defensed, and the defensive unit as a whole held Peyton Manning in check, with the second-year signal caller completing only 19 of 43 passes for 227 yards in the loss. The Colts pulled within three points with 1:51 remaining on Manning's 15-yard TD run, but Yancey Thigpen sealed Tennessee's victory by recovering Danny Knight's ensuing onside kick.

Indianapolis 3 6 0 7 16
 Tennessee 0 6 7 6 19

| TEAM | SCORING PLAY | QTR-LEFT |
|--------|--|----------|
| Colts | M. Vanderjagt 40 field goal | 1-7:13 |
| Titans | A. Del Greco 49 field goal | 2-14:56 |
| Colts | M. Vanderjagt 40 field goal | 2-5:38 |
| Titans | A. Del Greco 37 field goal | 2-3:15 |
| Colts | M. Vanderjagt 34 field goal | 2-0:01 |
| Titans | E. George 68 run (A. Del Greco kick) | 3-13:19 |
| Titans | A. Del Greco 25 field goal | 4-12:57 |
| Titans | A. Del Greco 43 field goal | 4-4:19 |
| Colts | P. Manning 15 run (M. Vanderjagt kick) | 4-1:51 |

Missed FG: None

Attendance: 57,097

| | Colts | Titans |
|-------------------------|----------|----------|
| First downs | 19 | 13 |
| 3rd-down conversion-att | 5-15-33% | 3-14-21% |
| 4th-down conversion-att | 0-1-0% | 0-0-0% |
| Total yards | 305 | 309 |
| Rushing yards | 78 | 197 |
| Passing yards | 227 | 112 |
| Passes-comp.-Int. | 43-19-0 | 24-13-0 |
| Punts-avg. | 7-48.6 | 5-52 |
| Punt return yards | 2-24 | 3-49 |
| Kickoff return yards | 6-87 | 2-47 |
| Fumbles-lost | 1-0 | 1-1 |
| Penalties-yards | 7-60 | 9-78 |
| Field goals made-att | 3-3 | 4-4 |
| Time of possession | 28:55 | 31:05 |

| RUSHING | | | | | | | | | |
|---------------|-----------|------------|-----------|----------|---------------|-----------|-----------|-----------|----------|
| TITANS | Att | Yds | Lg | TD | COLTS | Att | Yds | Lg | TD |
| E. George | 26 | 162 | 68 | 1 | E. James | 20 | 56 | 14 | 0 |
| S. McNair | 7 | 35 | 29 | 0 | P. Manning | 2 | 22 | 15 | 1 |
| TOTALS | 33 | 197 | 68 | 1 | TOTALS | 22 | 78 | 15 | 1 |

| PASSING | | | | | | | | | |
|---------------|-----------|-----------|------------|------------|---------------|-----------|-----------|------------|------------|
| TITANS | Att | Cmp | Yds | TD-I | COLTS | Att | Cmp | Yds | TD-I |
| S. McNair | 24 | 13 | 112 | 0-0 | P. Manning | 43 | 19 | 227 | 0-0 |
| TOTALS | 24 | 13 | 112 | 0-0 | TOTALS | 43 | 19 | 227 | 0-0 |

| RECEIVING | | | | | | | | | |
|---------------|-----------|------------|-----------|----------|---------------|-----------|------------|-----------|----------|
| TITANS | Rec | Yds | Lg | TD | COLTS | Rec | Yds | Lg | TD |
| Y. Thigpen | 3 | 19 | 7 | 0 | M. Harrison | 5 | 65 | 25 | 0 |
| F. Wycheck | 3 | 16 | 6 | 0 | J. Pathon | 5 | 44 | 13 | 0 |
| E. George | 3 | 14 | 6 | 0 | T. Wilkins | 4 | 55 | 23 | 0 |
| C. Sanders | 2 | 38 | 26 | 0 | K. Dilger | 2 | 12 | 7 | 0 |
| K. Dyson | 2 | 25 | 15 | 0 | E.G. Green | 1 | 33 | 33 | 0 |
| | | | | | M. Pollard | 1 | 10 | 10 | 0 |
| | | | | | E. James | 1 | 8 | 8 | 0 |
| TOTALS | 13 | 112 | 26 | 0 | TOTALS | 19 | 227 | 33 | 0 |

INDIVIDUAL DEFENSE (press box stats)

TITANS – Leading Tackler: B. Bishop 6-1-7. Sacks: None. Int.: None. FF: D. Sidney 1. FR: None.

COLTS – Leading Tackler: M. Barber 9-1-10. Sacks: None. Int.: None. FF: None. FR: M. Thomas 1.

PLAYOFF GAME SUMMARIES

AFC CHAMPIONSHIP GAME – 1999
Tennessee 33, Jacksonville 14
January 23, 2000 • Alltel Stadium

The Titans advanced to the Super Bowl for the first time in franchise history by defeating the Jacksonville Jaguars for the third time in the same season, 33-14, at Alltel Stadium. Steve McNair ran for 91 yards and two second-half touchdowns, combining with Eddie George for 177 yards rushing on the afternoon. The Titans' defense turned in a dominant performance, forcing six Jacksonville turnovers, including two fumbles and two interceptions from Mark Brunell. Jacksonville led 14-7 on a 33-yard TD run by James Stewart. But the Titans then scored 26 unanswered points, including an Al Del Greco 34-yard field goal that cut the Jaguar lead to 14-10 at halftime. McNair scored on a 1-yard run with 9:24 remaining in the third quarter, and after Mark Brunell was dropped for a safety, Derrick Mason ran the ensuing free kick 80 yards for a touchdown. McNair scored his second touchdown of the game with seven minutes remaining, sealing the 33-14 outcome. The win gave the Titans their first AFC Championship since the AFL-NFL merger, and advanced them to Super Bowl XXXIV against St. Louis.

| | | | | | |
|--------------|---|---|----|---|----|
| Jacksonville | 7 | 7 | 0 | 0 | 14 |
| Tennessee | 7 | 3 | 16 | 7 | 33 |

| TEAM | SCORING PLAY | QTR-LEFT |
|---------|--|----------|
| Jaguars | K. Brady 7 pass from M.Brunell(M. Hollis kick) | 1-11:20 |
| Titans | Y. Thigpen 9 pass from S. McNair (A. Del Greco kick) | 1-5:30 |
| Jaguars | J. Stewart 33 run (M. Hollis kick) | 2-4:36 |
| Titans | A. Del Greco 34 field goal | 2-0:20 |
| Titans | S. McNair 1 run (A. Del Greco kick) | 3-9:24 |
| Titans | M. Brunell sacked by J. Evans & J. Fisk for safety | 3-5:13 |
| Titans | D. Mason 80 kickoff return (A. Del Greco kick) | 3-4:56 |
| Titans | S. McNair 1 run (A. Del Greco kick) | 4-6:59 |

Missed FG: None
Attendance: 75,206

| | Jaguars | Titans |
|-------------------------|----------|----------|
| First downs | 20 | 17 |
| 3rd-down conversion-att | 3-10-30% | 3-10-30% |
| 4th-down conversion-att | 0-2-0% | 0-0-0% |
| Total yards | 360 | 289 |
| Rushing yards | 144 | 177 |
| Passing yards | 216 | 112 |
| Passes-comp.-Int. | 38-19-2 | 23-14-1 |
| Punts-avg. | 3-45.3 | 5-39.8 |
| Punt return yards | 3-2 | 2-14 |
| Kickoff return yards | 6-80 | 4-174 |
| Fumbles-lost | 5-4 | 5-3 |
| Penalties-yards | 9-100 | 5-39 |
| Field goals made-att | 0-0 | 1-1 |
| Time of possession | 28:24 | 31:36 |

| RUSHING | | | | | | | | | |
|-----------|-----|-----|----|----|------------|-----|-----|----|----|
| TITANS | Att | Yds | Lg | TD | JAGUARS | Att | Yds | Lg | TD |
| S. McNair | 9 | 91 | 51 | 2 | F. Taylor | 19 | 110 | 31 | 0 |
| E. George | 25 | 86 | 20 | 0 | J. Stewart | 3 | 35 | 33 | 1 |
| | | | | | M. Brunell | 1 | -1 | -1 | 0 |
| TOTALS | 34 | 177 | 51 | 2 | TOTALS | 23 | 144 | 33 | 1 |

| PASSING | | | | | | | | | |
|-----------|-----|-----|-----|------|------------|-----|-----|-----|------|
| TITANS | Att | Cmp | Yds | TD-I | JAGUARS | Att | Cmp | Yds | TD-I |
| S. McNair | 23 | 14 | 112 | 1-1 | M. Brunell | 38 | 19 | 226 | 1-2 |
| TOTALS | 23 | 14 | 112 | 1-1 | TOTALS | 38 | 19 | 226 | 1-2 |

| RECEIVING | | | | | | | | | |
|------------|-----|-----|----|----|--------------|-----|-----|----|----|
| TITANS | Rec | Yds | Lg | TD | JAGUARS | Rec | Yds | Lg | TD |
| J. Harris | 3 | 33 | 15 | 0 | K. McCardell | 6 | 67 | 18 | 0 |
| E. George | 3 | 19 | 15 | 0 | J. Smith | 5 | 92 | 37 | 0 |
| I. Byrd | 2 | 19 | 11 | 0 | K. Brady | 5 | 44 | 17 | 1 |
| Y. Thigpen | 2 | 16 | 9 | 1 | F. Taylor | 2 | 16 | 9 | 0 |
| F. Wycheck | 2 | 12 | 8 | 0 | D. Jones | 1 | 7 | 7 | 0 |
| K. Dyson | 1 | 12 | 1 | 0 | | | | | |
| L. Neal | 1 | 1 | 1 | 0 | | | | | |
| TOTALS | 14 | 112 | 15 | 1 | TOTALS | 19 | 226 | 37 | 1 |

INDIVIDUAL DEFENSE (press box stats)
TITANS – Leading Tackler: E. Robinson 6-1-7. Sacks: B. Bishop 1.0, K. Holmes 1.0, J. Evans 0.5, J. Fisk 0.5. Int.: M. Robertson 1, D. Mitchell 1. FF: E. Robinson 2, B. Bishop 1, K. Holmes 1. FR: D. Walker 1, J. Kearse 1, J. Fisk 1.
JAGUARS– Leading Tackler: K. Hardy 6-4-10. Sacks: T. Brackens 1.0. Int.: F. Bryant 1. FF: T. Brackens 1, L. Marts 1, K. Hardy 1. FR: L. Marts 1, T. Brackens 1.

SUPER BOWL XXXIV – 1999
St. Louis 23, Tennessee 16
January 30, 2000 • Georgia Dome

The Titans' magical season ended at the Georgia Dome, as receiver Kevin Dyson was stopped just short of the goal line on the game's last play by Rams linebacker Mike Jones in a 23-16 St. Louis victory. The play ended an inspired two-minute drive led by Steve McNair, who broke Super Bowl records for rushing yards by a quarterback in both one game and one play for the Titans. The Rams held a 9-0 lead at halftime, extending their lead to 16-0 on a nine yard TD reception by Torry Holt with 7:20 left in the third quarter. The Titans charged back on two touchdown runs by Eddie George, and tied the score at 16 on a 43-yard Al Del Greco field goal with 2:12 remaining. On the first play of the ensuing drive, Isaac Bruce broke free and scored on a 73-yard touchdown pass from Kurt Warner, giving the Rams a seven-point advantage. McNair then led a 12-play, 87-yard drive that culminated in the completion to Dyson. McNair's prolific day included 64 yards rushing. George, meanwhile, rushed for 95 yards to become the Titans' career playoff rushing leader.

| | | | | | |
|-----------|---|---|---|----|----|
| St. Louis | 3 | 6 | 7 | 7 | 23 |
| Tennessee | 0 | 0 | 6 | 10 | 16 |

| TEAM | SCORING PLAY | QTR-LEFT |
|--------|--|----------|
| Rams | J. Wilkins 27 yd. field goal | 1-3:00 |
| Rams | J. Wilkins 29 yd. field goal | 2-4:16 |
| Rams | J. Wilkins 28 yd. field goal | 2-0:15 |
| Rams | T. Holt 9 yd. pass from K. Warner (J. Wilkins kick) | 3-7:20 |
| Titans | E. George 1 yd. run (two-pt attempt failed) | 3-0:14 |
| Titans | E. George 2 yd. run (A. Del Greco kick) | 4-7:21 |
| Titans | Del Greco 43 yd. field goal | 4-2:12 |
| Rams | I. Bruce 73 yd. pass from K. Warner(J. Wilkins kick) | 4-1:54 |

Missed FG: J.Wilkins 34WR, A. Del Greco 47WL, 47B
Attendance: 72,625

| | Rams | Titans |
|-------------------------|----------|----------|
| First downs | 23 | 27 |
| 3rd-down conversion-att | 5-12-42% | 6-13-46% |
| 4th-down conversion-att | 0-1-0% | 1-1-100% |
| Total yards | 436 | 367 |
| Rushing yards | 29 | 159 |
| Passing yards | 407 | 208 |
| Passes-comp.-Int. | 45-24-0 | 36-22-0 |
| Punts-avg. | 2-38.2 | 3-43 |
| Punt return yards | 2-8 | 1-1 |
| Kickoff return yards | 4-55 | 5-122 |
| Fumbles-lost | 2-0 | 1-0 |
| Penalties-yards | 8-60 | 7-45 |
| Field goals made-att | 3-4 | 1-3 |
| Time of possession | 23:34 | 36:26 |

| RUSHING | | | | | | | | | | | |
|-----------|-----|-----|----|----|-------------|-----|-----|----|----|--|--|
| TITANS | Att | Yds | Lg | TD | RAMS | Att | Yds | Lg | TD | | |
| E. George | 28 | 95 | 13 | 2 | M. Faulk | 10 | 17 | 4 | 0 | | |
| S. McNair | 8 | 64 | 23 | 0 | R. Holcombe | 1 | 11 | 11 | 0 | | |
| | | | | | K. Warner | 1 | 1 | 1 | 0 | | |
| | | | | | M. Horan | 1 | 0 | 0 | 0 | | |
| TOTALS | 36 | 159 | 23 | 2 | TOTALS | 13 | 29 | 11 | 0 | | |

| PASSING | | | | | | | | | | | |
|-----------|-----|-----|-----|------|-----------|-----|-----|-----|------|--|--|
| TITANS | Att | Cmp | Yds | TD-I | RAMS | Att | Cmp | Yds | TD-I | | |
| S. McNair | 36 | 22 | 214 | 0-0 | K. Warner | 45 | 24 | 414 | 2-0 | | |
| TOTALS | 36 | 22 | 214 | 0-0 | TOTALS | 45 | 24 | 414 | 2-0 | | |

| RECEIVING | | | | | | | | | | | |
|------------|-----|-----|----|----|-------------|-----|-----|----|----|--|--|
| TITANS | Rec | Yds | Lg | TD | RAMS | Rec | Yds | Lg | TD | | |
| J. Harris | 7 | 64 | 21 | 0 | T. Holt | 7 | 109 | 32 | 1 | | |
| F. Wycheck | 5 | 35 | 13 | 0 | I. Bruce | 6 | 162 | 73 | 1 | | |
| K. Dyson | 4 | 41 | 16 | 0 | M. Faulk | 5 | 90 | 52 | 0 | | |
| E. George | 2 | 35 | 32 | 0 | A. Hakim | 1 | 17 | 17 | 0 | | |
| I. Byrd | 2 | 21 | 21 | 0 | E. Conwell | 1 | 16 | 16 | 0 | | |
| D. Mason | 2 | 18 | 9 | 0 | R. Proehl | 1 | 11 | 11 | 0 | | |
| | | | | | R. Williams | 1 | 9 | 9 | 0 | | |
| | | | | | R. Holcombe | 1 | 1 | 1 | 0 | | |
| | | | | | F. Miller | 1 | -1 | -1 | 0 | | |
| TOTALS | 22 | 214 | 32 | 0 | TOTALS | 24 | 414 | 73 | 2 | | |

INDIVIDUAL DEFENSE (press box stats)
TITANS – Leading Tackler: B. Bishop 4-1-5, A. Dorsett 1-4-5. Sacks: J. Fisk 1.0. Int.: None. FF: None. FR: None.
RAMS– Leading Tackler: B. Jenkins 9-3-12. Sacks: K. Carter 1.0. Int.: None. FF: B. Jenkins 1. FR: None.

PLAYOFF GAME SUMMARIES

AFC DIVISIONAL PLAYOFF GAME – 2000
Baltimore 24, Tennessee 10
January 7, 2001 • Adelphia Coliseum

The Baltimore Ravens used big plays on defense and special teams to advance to the AFC Championship Game with a 24-10 victory over the Tennessee Titans at Adelphia Coliseum. Anthony Mitchell returned a blocked Al Del Greco field goal attempt 90 yards for a touchdown to break a 10-10 tie, and NFL Defensive Player of the Year Ray Lewis returned an interception 50 yards for a touchdown to seal Baltimore's win with 6:41 remaining in the fourth quarter. The Titans took control of the game early, as Eddie George capped off an opening drive that spanned 11 plays and 58 yards with a two-yard touchdown run. Regardless of the final score, it was a dominant performance by the Tennessee defense, as they held the Ravens to six first downs, 134 total yards, and only five completions by Baltimore quarterback Trent Dilfer. Offensively, the Titans dominated Baltimore in first downs (23 to 6), rushing yards (126 to 49) and passing yards (191 to 85), but Baltimore's big plays were ultimately too much to overcome. The loss ended the Titans' reign as AFC Champions and their season at 13-4.

Baltimore 0 7 3 14 24
Tennessee 7 0 3 0 10

| TEAM | SCORING PLAY | QTR-LEFT |
|--------|---|----------|
| Titans | E. George 2 run (A. Del Greco kick) | 1-7:43 |
| Ravens | Ja. Lewis 1 run (M. Stover kick) | 2-9:46 |
| Titans | A. Del Greco 21 field goal | 3-8:14 |
| Ravens | M. Stover 38 field goal | 3-3:05 |
| Ravens | A. Mitchell 90 field goal return (M. Stover kick) | 4-12:12 |
| Ravens | R. Lewis 50 interception return (M. Stover kick) | 4-6:41 |

Missed FG: A. Del Greco 45B, 31LU, 37B

Attendance: 68,527

| | Ravens | Titans |
|-------------------------|----------|----------|
| First downs | 6 | 23 |
| 3rd-down conversion-att | 2-11-18% | 5-16-31% |
| 4th-down conversion-att | 0-0-0% | 0-2-0% |
| Total yards | 134 | 317 |
| Rushing yards | 49 | 126 |
| Passing yards | 85 | 191 |
| Passes-comp.-Int. | 17-5-0 | 47-25-1 |
| Punts-avg. | 8-27.6 | 5-37.8 |
| Punt return yards | 1-4 | 2-5 |
| Kickoff return yards | 3-69 | 4-55 |
| Fumbles-lost | 0-0 | 0-0 |
| Penalties-yards | 7-50 | 6-55 |
| Field goals made-att | 1-1 | 1-4 |
| Time of possession | 19:31 | 40:29 |

| RUSHING | | | | | | | | | |
|---------------|-----------|------------|-----------|----------|---------------|-----------|-----------|-----------|----------|
| TITANS | Att | Yds | Lg | TD | RAVENS | Att | Yds | Lg | TD |
| E. George | 27 | 91 | 15 | 1 | Ja. Lewis | 17 | 47 | 14 | 1 |
| S. McNair | 5 | 31 | 11 | 0 | T. Dilfer | 4 | 1 | 4 | 0 |
| R. Thomas | 1 | 4 | 4 | 0 | Je. Lewis | 1 | 1 | 1 | 0 |
| | | | | | S. Gash | 1 | 0 | 0 | 0 |
| TOTALS | 33 | 126 | 15 | 1 | TOTALS | 23 | 49 | 14 | 1 |

| PASSING | | | | | | | | | |
|---------------|-----------|-----------|------------|------------|---------------|-----------|----------|------------|------------|
| TITANS | Att | Cmp | Yds | TD-I | RAVENS | Att | Cmp | Yds | TD-I |
| S. McNair | 46 | 24 | 176 | 0-1 | T. Dilfer | 16 | 5 | 117 | 0-0 |
| N. O'Donnell | 1 | 1 | 19 | 0-0 | T. Banks | 1 | 0 | 0 | 0-0 |
| TOTALS | 47 | 25 | 195 | 0-1 | TOTALS | 17 | 5 | 117 | 0-0 |

| RECEIVING | | | | | | | | | |
|---------------|-----------|------------|-----------|----------|---------------|----------|------------|-----------|----------|
| TITANS | Rec | Yds | Lg | TD | RAVENS | Rec | Yds | Lg | TD |
| E. George | 8 | 5 | 10 | 0 | Q. Ismail | 3 | 53 | 33 | 0 |
| D. Mason | 7 | 88 | 19 | 0 | S. Sharpe | 1 | 56 | 56 | 0 |
| F. Wycheck | 5 | 31 | 13 | 0 | B. Stokley | 1 | 8 | 8 | 0 |
| Y. Thigpen | 3 | 25 | 11 | 0 | | | | | |
| E. Kinney | 1 | 9 | 9 | 0 | | | | | |
| S. McNair | 1 | -10 | -10 | 0 | | | | | |
| TOTALS | 25 | 195 | 19 | 0 | TOTALS | 5 | 117 | 56 | 0 |

INDIVIDUAL DEFENSE (press box stats)

TITANS – Leading Tackler: R. Godfrey 7-2-9. Sacks: R. Godfrey 1.0, J. Fisk 1.0, H. Ford 1.0. Int.: None. FF: None. FR: None.

RAVENS – Leading Tackler: R. Lewis 9-3-12. Sacks: S. Adams 1.0. Int.: R. Lewis 1. FF: None. FR: None.

AFC DIVISIONAL PLAYOFF GAME – 2002
Tennessee 34, Pittsburgh 31 (OT)
January 11, 2003 • Adelphia Coliseum

Joe Nedney got a chance for redemption and made a 26-yard field goal 2:15 into overtime that gave the Titans a bruising 34-31 playoff victory over the Pittsburgh Steelers. The kick was the result of a penalty on the previous play by cornerback Dewayne Washington. He drew a 5-yard flag for running into Nedney, giving the kicker another chance after he hooked a 31-yard attempt wide right. Titans quarterback Steve McNair passed for 338 yards and two touchdowns in the game, while tight end Frank Wycheck set a career high with 123 yards on 10 receptions. The Titans scored the game's first 14 points on McNair and Eddie George runs before the Steelers responded with 20 unanswered points. Wycheck and Erron Kinney each caught touchdown passes in the second half. Nedney's game-winner gave the Titans their first victory in four playoff games against Pittsburgh and propelled them into the AFC Championship Game at Oakland.

Pittsburgh 0 13 7 11 0 31
Tennessee 14 0 14 3 3 34

| TEAM | SCORING PLAY | QTR-LEFT |
|----------|---|----------|
| Titans | S. McNair 8 run (J. Nedney kick) | 1-11:01 |
| Titans | E. George 1 run (J. Nedney kick) | 1-0:17 |
| Steelers | H. Ward 8 pass from T. Maddox (J. Reed kick) | 2-9:29 |
| Steelers | J. Reed 30 field goal | 2-6:47 |
| Steelers | J. Reed 39 field goal | 2-0:00 |
| Steelers | A. Zereoue 31 run (J. Reed kick) | 3-14:37 |
| Titans | F. Wycheck 7 pass from S. McNair (J. Nedney kick) | 3-9:37 |
| Titans | E. Kinney 2 pass from S. McNair (J. Nedney kick) | 3-4:38 |
| Steelers | H. Ward 21 pass from T. Maddox (H. Ward to P. Burress pass) | 4-10:09 |
| Steelers | J. Reed 40 yd. field goal | 4-8:30 |
| Titans | J. Nedney 42 yd. field goal | 4-5:40 |
| Titans | J. Nedney 26 yd. field goal | 5-12:45 |

Missed FG: J. Reed 44WL, J. Nedney 48WR

Attendance: 68,809

| | Steelers | Titans |
|-------------------------|----------|-----------|
| First downs | 21 | 29 |
| 3rd-down conversion-att | 4-14-29% | 12-18-67% |
| 4th-down conversion-att | 0-0-0% | 1-1-100% |
| Total yards | 324 | 430 |
| Rushing yards | 67 | 99 |
| Passing yards | 257 | 331 |
| Passes-comp.-Int. | 42-21-1 | 45-27-2 |
| Punts-avg. | 6-31.8 | 4-28.8 |
| Punt return yards | 2-14 | 1-9 |
| Kickoff return yards | 6-138 | 7-116 |
| Fumbles-lost | 0-0 | 2-2 |
| Penalties-yards | 6-41 | 8-92 |
| Field goals made-att | 3-4 | 2-3 |
| Time of possession | 24:43 | 37:32 |

| RUSHING | | | | | | | | | |
|---------------|-----------|-----------|-----------|----------|---------------|-----------|-----------|-----------|----------|
| TITANS | Att | Yds | Lg | TD | STEELERS | Att | Yds | Lg | TD |
| E. George | 15 | 33 | 9 | 1 | A. Zereoue | 14 | 49 | 31 | 1 |
| S. McNair | 8 | 29 | 8 | 1 | A. Randle El | 1 | 11 | 11 | 0 |
| D. Mason | 2 | 20 | 16 | 0 | J. Bettis | 3 | 6 | 4 | 0 |
| R. Holcombe | 11 | 17 | 11 | 0 | H. Ward | 2 | 1 | 1 | 0 |
| TOTALS | 36 | 99 | 16 | 2 | TOTALS | 20 | 67 | 31 | 1 |

| PASSING | | | | | | | | | |
|---------------|-----------|-----------|------------|------------|---------------|-----------|-----------|------------|------------|
| TITANS | Att | Cmp | Yds | TD-I | STEELERS | Att | Cmp | Yds | TD-I |
| S. McNair | 44 | 27 | 338 | 2-2 | T. Maddox | 41 | 21 | 266 | 2-1 |
| N. O'Donnell | 1 | 0 | 0 | 0-0 | A. Randle El | 1 | 0 | 0 | 0-0 |
| TOTALS | 45 | 27 | 338 | 2-0 | TOTALS | 42 | 21 | 266 | 2-1 |

| RECEIVING | | | | | | | | | |
|---------------|-----------|------------|-----------|----------|---------------|-----------|------------|-----------|----------|
| TITANS | Rec | Yds | Lg | TD | STEELERS | Rec | Yds | Lg | TD |
| F. Wycheck | 10 | 123 | 39 | 1 | H. Ward | 7 | 82 | 21 | 2 |
| D. Bennett | 7 | 85 | 20 | 0 | A. Randle El | 4 | 53 | 30 | 0 |
| D. Mason | 5 | 47 | 18 | 0 | T. Mathis | 3 | 40 | 22 | 0 |
| J. McCareins | 2 | 53 | 31 | 0 | P. Burress | 2 | 62 | 40 | 0 |
| E. Kinney | 2 | 20 | 18 | 1 | D. Kreider | 2 | 14 | 8 | 0 |
| R. Holcombe | 1 | 10 | 10 | 0 | A. Zereoue | 2 | 10 | 6 | 0 |
| | | | | | C. Ma'afala | 1 | 5 | 5 | 0 |
| TOTALS | 27 | 338 | 39 | 2 | TOTALS | 21 | 266 | 40 | 2 |

INDIVIDUAL DEFENSE (press box stats)

TITANS – Leading Tackler: K. Bulluck 5-4-9. Sacks: D. Mitchell 1.0. Int.: S. Rolle 1. FF: None. FR: None.

STEELERS – Leading Tackler: L. Flowers 9-2-11, L. Foote 7-4-11. Sacks: K. Von Oelhoffen 1.0. Int.: D. Townsend 1, C. Scott 1. FF: C. Hampton 1. FR: L. Flowers 1, A. Smith 1.

PLAYOFF GAME SUMMARIES

AFC CHAMPIONSHIP GAME – 2002

Oakland 41, Tennessee 24

January 19, 2003 • Network Associates Stadium

The Raiders scored 14 unanswered points in the fourth quarter, closing out the Titans 41-24 to advance to Super Bowl XXXVII against Tampa Bay. Steve McNair's second rushing touchdown of the game pulled Tennessee within 27-24 at the end of the third quarter, but Rich Gannon scored on a 2-yard run and Zack Crockett added a 7-yard scoring run, ending a drive that consumed 6:29 on the clock late in the contest. The game's momentum changed before halftime when Oakland turned back-to-back fumbles by Tennessee into 10 points to close out the first half, taking a 24-17 lead at intermission. The Titans had scored 10 unanswered points to take their first lead of the game, 17-14, on McNair's 9-yard rushing touchdown. But a fumble by Robert Holcombe turned into a 1-yard touchdown pass from Gannon to Doug Jolley two plays later. Then John Simon fumbled the ensuing kickoff which Sebastian Janikowski turned into a 43-yard field goal as time expired at intermission.

| | | | | | |
|-----------|----------|----|---|----|----|
| Tennessee | 7 | 10 | 7 | 0 | 24 |
| Oakland | 14 | 10 | 3 | 14 | 41 |

| TEAM | SCORING PLAY | QTR-LEFT |
|---------|---|----------|
| Raiders | J. Porter 3 pass from R. Gannon (S. Janikowski kick) | 1-10:59 |
| Titans | D. Bennett 33 pass from S. McNair (J. Nedney kick) | 1-5:59 |
| Raiders | C. Garner 12 pass from R. Gannon (S. Janikowski kick) | 1-2:47 |
| Titans | J. Nedney 29 field goal | 2-12:39 |
| Titans | S. McNair 9 run (J. Nedney kick) | 2-2:47 |
| Raiders | S. Jolley 1 pass from R. Gannon (S. Janikowski kick) | 2-1:00 |
| Raiders | S. Janikowski 43 field goal | 2-0:00 |
| Raiders | S. Janikowski 32 field goal | 3-4:29 |
| Titans | S. McNair 13 run (C. Hentrich kick) | 3-0:31 |
| Raiders | R. Gannon 2 run (S. Janikowski kick) | 4-11:27 |
| Raiders | Z. Crockett 7 run (S. Janikowski kick) | 4-3:25 |

Missed FG: None
Attendance: 62,544

| | Raiders | Titans |
|-------------------------|---------|----------|
| First downs | 25 | 28 |
| 3rd-down conversion-att | 4-9-44% | 6-12-50% |
| 4th-down conversion-att | 0-0-0% | 0-2-0% |
| Total yards | 375 | 312 |
| Rushing yards | 89 | 138 |
| Passing yards | 286 | 174 |
| Passes-comp.-Int. | 41-29-0 | 36-21-0 |
| Punts-avg. | 3-40 | 3-32.0 |
| Punt return yards | 0-0 | 1-11 |
| Kickoff return yards | 5-143 | 7-131 |
| Fumbles-lost | 3-1 | 2-2 |
| Penalties-yards | 14-127 | 7-60 |
| Field goals made-att | 2-2 | 1-1 |
| Time of possession | 26:25 | 33:35 |

| TITANS | | | | RUSHING | | | | RAIDERS | | | |
|---------------|-----------|------------|-----------|----------|---------------|-----------|-----------|-----------|----------|----|----|
| Att | Yds | Lg | TD | Att | Yds | Lg | TD | Att | Yds | Lg | TD |
| E. George | 15 | 67 | 17 | 0 | R. Gannon | 8 | 41 | 14 | 1 | | |
| S. McNair | 5 | 53 | 16 | 2 | C. Garner | 7 | 36 | 18 | 0 | | |
| R. Holcombe | 9 | 24 | 7 | 0 | Z. Crockett | 1 | 7 | 7 | 1 | | |
| C. Hentrich | 1 | -6 | -6 | 0 | T. Wheatley | 1 | 5 | 5 | 0 | | |
| TOTALS | 30 | 138 | 17 | 2 | TOTALS | 17 | 89 | 18 | 2 | | |

| TITANS | | | | PASSING | | | | RAIDERS | | | |
|---------------|-----------|-----------|------------|------------|---------------|-----------|-----------|------------|------------|-----|------|
| Att | Cmp | Yds | TD-I | Att | Cmp | Yds | TD-I | Att | Cmp | Yds | TD-I |
| S. McNair | 36 | 21 | 194 | 1-0 | R. Gannon | 41 | 29 | 286 | 3-0 | | |
| TOTALS | 36 | 21 | 194 | 1-0 | TOTALS | 41 | 29 | 286 | 3-0 | | |

| TITANS | | | | RECEIVING | | | | RAIDERS | | | |
|---------------|-----------|------------|-----------|-----------|---------------|-----------|------------|-----------|----------|----|----|
| Rec | Yds | Lg | TD | Rec | Yds | Lg | TD | Rec | Yds | Lg | TD |
| D. Mason | 5 | 41 | 14 | 0 | T. Brown | 9 | 73 | 14 | 0 | | |
| R. Holcombe | 5 | 25 | 9 | 0 | C. Garner | 7 | 55 | 17 | 1 | | |
| F. Wycheck | 4 | 41 | 18 | 0 | J. Rice | 5 | 79 | 29 | 0 | | |
| D. Bennett | 3 | 58 | 33 | 1 | J. Porter | 4 | 52 | 31 | 1 | | |
| E. Kinney | 2 | 15 | 14 | 0 | D. Jolley | 3 | 13 | 7 | 1 | | |
| E. George | 1 | 9 | 9 | 0 | J. Ritchie | 1 | 14 | 14 | 0 | | |
| E. Berlin | 1 | 5 | 5 | 0 | | | | | | | |
| TOTALS | 21 | 194 | 33 | 1 | TOTALS | 29 | 286 | 31 | 3 | | |

INDIVIDUAL DEFENSE (press box stats)

TITANS – Leading Tackler: D. Mitchell 7-1-8. Sacks: None. Int.: None. FF: T. Williams 1, K. Carter 1. FR: S. Rolle 1.

RAIDERS – Leading Tackler: E. Barton 7-1-8, C. Woodson 5-3-8. Sacks: N. Harris 1, J. Parrella 1. Int.: None. FF: E. Barton 1. FR: A. Dorsett 1.

AFC WILD CARD PLAYOFF GAME – 2003

Tennessee 20, Baltimore 17

January 3, 2004 – M&T Bank Stadium

NFL career scoring leader Gary Anderson kicked a 46-yard field goal with 29 seconds left after a courageous effort by a limping Steve McNair, giving the Titans a 20-17 victory in the first-round AFC Wild Card playoff game. McNair, named the league's co-MVP just 24 hours before kickoff, engineered an eight-play, 35-yard drive to set up the winning kick, and Eddie George finished with 88 yards on 25 carries, despite playing with a dislocated shoulder in the second half. In the process, Tennessee snapped a five-game losing streak against the Ravens. The Titans held 2003 NFL rushing champion Jamal Lewis to a season-low 35 yards. The Titans got the better of Ravens linebacker Ray Lewis, the AP NFL Defensive Player of the Year. George ran repeatedly at him all game, dispelling any myth that Lewis owned the 1-on-1 battle. The Titans took a 14-10 lead in the third quarter when McNair threw a 49-yard touchdown pass to Justin McCareins. Tennessee took a 7-0 lead in the first quarter on Chris Brown's first career touchdown from six yards out. The Titans held Lewis to 12 yards rushing on seven carries in the first half and outgained Baltimore 108-15 in the first quarter.

| | | | | | |
|-----------|---------|---|---|---|----|
| Tennessee | 7 | 0 | 7 | 6 | 20 |
| Baltimore | 7 | 3 | 0 | 7 | 17 |

| TEAM | SCORING PLAY | QTR-LEFT |
|--------|--|----------|
| Titans | C. Brown 6 run (G. Anderson kick) | 1-8:54 |
| Ravens | W. Demps 56 interception return (M. Stover kick) | 1-6:12 |
| Ravens | M. Stover 43 field goal | 2-1:55 |
| Titans | J. McCareins 49 pass from S. McNair (G. Anderson kick) | 3-7:59 |
| Titans | G. Anderson 45 field goal | 4-9:13 |
| Ravens | T. Heap 35 pass from A. Wright (M. Stover kick) | 4-4:30 |
| Titans | G. Anderson 46 field goal | 4-0:29 |

Missed FG: None
Attendance: 69,452

| | Ravens | Titans |
|-------------------------|----------|----------|
| First downs | 12 | 16 |
| 3rd-down conversion-att | 3-12-25% | 6-15-40% |
| 4th-down conversion-att | 0-0-0% | 0-0-0% |
| Total yards | 255 | 324 |
| Rushing yards | 54 | 165 |
| Passing yards | 201 | 159 |
| Passes-comp.-Int. | 37-20-2 | 23-14-3 |
| Punts-avg. | 8-48.8 | 6-44.7 |
| Punt return yards | 2-2 | 6-70 |
| Kickoff return yards | 4-79 | 4-61 |
| Fumbles-lost | 1-0 | 0-0 |
| Penalties-yards | 8-70 | 6-55 |
| Field goals made-att | 1-1 | 2-2 |
| Time of possession | 24:52 | 35:08 |

| TITANS | | | | RUSHING | | | | RAVENS | | | |
|---------------|-----------|------------|-----------|----------|---------------|-----------|-----------|-----------|----------|----|----|
| Att | Yds | Lg | TD | Att | Yds | Lg | TD | Att | Yds | Lg | TD |
| E. George | 25 | 88 | 13 | 0 | J. Lewis | 14 | 35 | 8 | 0 | | |
| C. Brown | 11 | 61 | 16 | 1 | A. Wright | 2 | 19 | 11 | 0 | | |
| S. McNair | 4 | 16 | 9 | 0 | | | | | | | |
| TOTALS | 40 | 165 | 16 | 1 | TOTALS | 16 | 54 | 11 | 0 | | |

| TITANS | | | | PASSING | | | | RAVENS | | | |
|---------------|-----------|-----------|------------|------------|---------------|-----------|-----------|------------|------------|-----|------|
| Att | Cmp | Yds | TD-I | Att | Cmp | Yds | TD-I | Att | Cmp | Yds | TD-I |
| S. McNair | 23 | 14 | 159 | 1-3 | A. Wright | 37 | 20 | 214 | 1-2 | | |
| TOTALS | 23 | 12 | 159 | 1-3 | TOTALS | 37 | 20 | 214 | 1-2 | | |

| TITANS | | | | RECEIVING | | | | RAVENS | | | |
|---------------|-----------|------------|-----------|-----------|---------------|-----------|------------|-----------|----------|----|----|
| Rec | Yds | Lg | TD | Rec | Yds | Lg | TD | Rec | Yds | Lg | TD |
| D. Mason | 3 | 28 | 12 | 0 | T. Taylor | 7 | 82 | 30 | 0 | | |
| J. McCareins | 2 | 62 | 49 | 1 | T. Heap | 6 | 80 | 35 | 1 | | |
| F. Wycheck | 2 | 17 | 14 | 0 | C. Taylor | 2 | 19 | 16 | 0 | | |
| E. Kinney | 2 | 12 | 6 | 0 | T. Jones | 2 | 16 | 9 | 0 | | |
| E. George | 2 | 9 | 6 | 0 | J. Lewis | 2 | 4 | 6 | 0 | | |
| D. Bennett | 1 | 17 | 17 | 0 | M. Robinson | 1 | 13 | 13 | 0 | | |
| T. Calico | 1 | 12 | 12 | 0 | | | | | | | |
| C. Brown | 1 | 2 | 2 | 0 | | | | | | | |
| TOTALS | 14 | 159 | 49 | 1 | TOTALS | 20 | 214 | 35 | 1 | | |

INDIVIDUAL DEFENSE (press box stats)

TITANS – Leading Tackler: K. Bulluck 8-0-8. Sacks: A. Haynesworth 1.0, K. Carter 1. Int.: S. Rolle 1, A. Dyson 1. FF: None. FR: None.

RAVENS – Leading Tackler: R. Lewis 11-6-17. Sacks: None. Int.: W. Demps 1, C. McAlister 1, E. Reed 1. FF: None. FR: None.

PLAYOFF GAME SUMMARIES

AFC DIVISIONAL PLAYOFF GAME – 2003
New England 17, Tennessee 14
January 10, 2004 – Gillette Stadium

NFL co-MVP Steve McNair almost single-handedly took Tennessee downfield in the final minutes. But the man playing with a cracked bone spur in his left ankle saw his final pass fall in and out of the hands of Drew Bennett with 1:45 remaining in a 17-14 playoff loss to the eventual Super Bowl champion New England Patriots. The Titans (13-5) were trying to return to the AFC Championship for the third time in five seasons, and McNair nearly got them there. He tied the game with an 11-yard touchdown pass to Derrick Mason in the third quarter on a drive in which he was a perfect five of five for 59 yards. But the Titans came up just short on the final drive that included a pair of controversial calls against Tennessee. The game-time temperature at kickoff was four degrees with a wind-chill of minus 10. Winds were blowing at 10 mph. It marked the coldest game in both Patriots and Titans history. Rookie running back Chris Brown scored his second career touchdown – and second of the post-season – when he crossed the end zone from five yards out to tie the game at 7 in the first quarter.

Tennessee 7 0 7 0 14
 New England 7 7 0 3 17

| TEAM | SCORING PLAY | QTR-LEFT |
|----------|--|----------|
| Patriots | B. Johnson 41 pass from T. Brady (A. Vinatieri kick) | 1-10:59 |
| Titans | C. Brown 5 run (G. Anderson kick) | 1-7:31 |
| Patriots | A. Smith 1 run (A. Vinatieri kick) | 2-13:46 |
| Titans | D. Mason 11 pass from S. McNair (G. Anderson kick) | 3-4:14 |
| Patriots | A. Vinatieri 46 yd. field goal | 4-4:06 |

Missed FG: G. Anderson 31B, A. Vinatieri 44WL
Attendance: 68,436

| | Patriots | Titans |
|-------------------------|----------|----------|
| First downs | 18 | 16 |
| 3rd-down conversion-att | 7-16-44% | 7-13-54% |
| 4th-down conversion-att | 2-3-67% | 0-1-0% |
| Total yards | 297 | 284 |
| Rushing yards | 96 | 84 |
| Passing yards | 201 | 200 |
| Passes-comp.-Int. | 41-21-0 | 26-18-1 |
| Punts-avg. | 4-27.0 | 4-34.0 |
| Punt return yards | 1-9 | 0-0 |
| Kickoff return yards | 3-48 | 4-92 |
| Fumbles-lost | 1-1 | 0-0 |
| Penalties-yards | 2-14 | 9-55 |
| Field goals made-att | 1-2 | 0-1 |
| Time of possession | 28:02 | 31:58 |

| RUSHING | | | | | | | | | |
|---------------|-----------|-----------|-----------|----------|---------------|-----------|-----------|-----------|----------|
| TITANS | Att | Yds | Lg | TD | PATRIOTS | Att | Yds | Lg | TD |
| E. George | 16 | 48 | 9 | 0 | A. Smith | 16 | 69 | 17 | 1 |
| C. Brown | 7 | 35 | 13 | 1 | K. Faulk | 5 | 22 | 8 | 0 |
| S. McNair | 2 | 11 | 12 | 0 | T. Brady | 5 | 5 | 5 | 0 |
| F. Wycheck | 1 | -10 | -10 | 0 | L. Centers | 1 | 0 | 0 | 0 |
| TOTALS | 26 | 84 | 13 | 1 | TOTALS | 27 | 96 | 17 | 1 |

| PASSING | | | | | | | | | |
|---------------|-----------|-----------|------------|------------|---------------|-----------|-----------|------------|------------|
| TITANS | Att | Cmp | Yds | TD-I | PATRIOTS | Att | Cmp | Yds | TD-I |
| S. McNair | 26 | 18 | 210 | 1-1 | T. Brady | 41 | 21 | 201 | 1-0 |
| TOTALS | 26 | 18 | 210 | 1-1 | TOTALS | 41 | 21 | 201 | 1-0 |

| RECEIVING | | | | | | | | | |
|---------------|-----------|------------|-----------|----------|---------------|-----------|------------|-----------|----------|
| TITANS | Rec | Yds | Lg | TD | PATRIOTS | Rec | Yds | Lg | TD |
| D. Mason | 7 | 90 | 28 | 1 | D. Givens | 4 | 26 | 8 | 0 |
| D. Bennett | 3 | 48 | 24 | 0 | C. Fauria | 3 | 42 | 19 | 0 |
| J. McCareins | 2 | 21 | 11 | 0 | K. Faulk | 3 | 31 | 19 | 0 |
| F. Wycheck | 2 | 9 | 6 | 0 | D. Branch | 3 | 10 | 6 | 0 |
| E. George | 2 | 7 | 4 | 0 | B. Johnson | 2 | 55 | 41 | 1 |
| T. Calico | 1 | 30 | 30 | 0 | T. Brown | 2 | 11 | 7 | 0 |
| E. Kinney | 1 | 5 | 5 | 0 | D. Ward | 1 | 22 | 22 | 0 |
| | | | | | L. Centers | 1 | 4 | 4 | 0 |
| | | | | | A. Smith | 1 | 1 | 1 | 0 |
| | | | | | D. Graham | 1 | -1 | -1 | 0 |
| TOTALS | 18 | 210 | 30 | 1 | TOTALS | 21 | 201 | 41 | 1 |

INDIVIDUAL DEFENSE (press box stats)

TITANS – Leading Tackler: P. Sirmon 9-3-12. Sacks: None. Int.: None. FF: K. Carter 1. FR: C. Hall 1.

PATRIOTS – Leading Tackler: T. Bruschi 5-4-9. Sacks: W. McGinest 2.0, M. Vrabel 1.0. Int.: R. Harrison 1. FF: None. FR: None.

AFC WILD CARD – 2007
Chargers 17, Titans 6
January 6, 2008 – Qualcomm Stadium

A pair of Rob Bironas field goals and a defense that held San Diego to 94 first-half yards enabled the Titans to take a 6-0 halftime lead in their first playoff game in four years. But San Diego scored 17 unanswered points in the second half, exploding for 256 yards, in a 17-6 victory at Qualcomm Stadium. Running back LaDainian Tomlinson was held to 42 yards, but got to celebrate the first playoff victory in three tries in his brilliant career. The Titans bottled up Tomlinson, the two-time NFL rushing champion, and dared quarterback Philip Rivers to beat them. The second-year starter did just that, throwing a 25-yard touchdown pass to Vincent Jackson late in the third quarter that gave San Diego its first lead at 10-6. Tomlinson finally found the end zone midway through the fourth quarter on a fourth-down leap over the pile from inside the 1-yard line that survived a video replay. Tennessee's defense dominated in the first half, holding San Diego to just 10 total yards and without a first down in the first quarter.

Tennessee 3 3 0 0 6
 San Diego 0 0 10 7 17

| TEAM | SCORING PLAY | QTR-LEFT |
|----------|---|----------|
| Titans | R. Bironas 30 field goal | 1- 9:37 |
| Titans | R. Bironas 44 field goal | 2- 0:00 |
| Chargers | N. Kaeding 20 field goal | 3- 9:41 |
| Chargers | V. Jackson 25 pass from P. Rivers (N. Kaeding kick) | 3- 2:35 |
| Chargers | L. Tomlinson 1 run (N. Kaeding kick) | 4- 8:45 |

Missed FG: Kaeding, SD (45WR); Bironas, Tenn. (38WL)
Attendance: 65,640

| | Titans | Chargers |
|-------------------------|----------|----------|
| First downs | 15 | 17 |
| 3rd-down conversion-att | 9-16-56% | 8-15-53% |
| 4th-down conversion-att | 0-0-0% | 1-1-100% |
| Total yards | 248 | 350 |
| Rushing yards | 119 | 68 |
| Passing yards | 129 | 282 |
| Passes-comp.-Int. | 29-16-1 | 30-19-1 |
| Sacked-yards | 3-9 | 1-10 |
| Punts-avg. | 5-39.6 | 4-40.8 |
| Punt return yards | 2-15 | 2-12 |
| Kickoff return yards | 4-71 | 2-40 |
| Fumbles-lost | 1-1 | 1-0 |
| Penalties-yards | 6-38 | 5-53 |
| Field goals made-att | 2-3 | 1-2 |
| Time of possession | 27:41 | 32:19 |

| RUSHING | | | | | | | | | |
|---------------|-----------|------------|-----------|----------|---------------|-----------|-----------|-----------|----------|
| TITANS | Att | Yds | Lg | TD | CHARGERS | Att | Yds | Lg | TD |
| L. White | 19 | 69 | 13 | 0 | L. Tomlinson | 21 | 42 | 12 | 1 |
| A. Hall | 3 | 14 | 11 | 0 | M. Turner | 9 | 28 | 11 | 0 |
| C. Brown | 4 | 13 | 5 | 0 | P. Rivers | 2 | -2 | -1 | 0 |
| V. Young | 2 | 12 | 9 | 0 | | | | | |
| C. Davis | 1 | 11 | 11 | 0 | | | | | |
| C. Henry | 1 | 0 | 0 | 0 | | | | | |
| TOTALS | 30 | 119 | 13 | 0 | TOTALS | 32 | 68 | 12 | 1 |

| PASSING | | | | | | | | | |
|---------------|-----------|-----------|------------|------------|---------------|-----------|-----------|------------|------------|
| TITANS | Att | Cmp | Yds | TD-I | CHARGERS | Att | Cmp | Yds | TD-I |
| V. Young | 29 | 16 | 138 | 0-1 | P. Rivers | 30 | 19 | 292 | 1-1 |
| TOTALS | 29 | 16 | 138 | 0-1 | TOTALS | 30 | 19 | 292 | 1-1 |

| RECEIVING | | | | | | | | | |
|---------------|-----------|------------|-----------|----------|----------------|-----------|------------|-----------|----------|
| TITANS | Rec | Yds | Lg | TD | CHARGERS | Rec | Yds | Lg | TD |
| B. Troupe | 3 | 44 | 26 | 0 | C. Chambers | 6 | 121 | 39 | 0 |
| E. Moulds | 3 | 18 | 10 | 0 | V. Jackson | 5 | 114 | 34 | 1 |
| B. Hartsock | 3 | 16 | 6 | 0 | L. Tomlinson | 3 | 19 | 9 | 0 |
| B. Ealy | 2 | 17 | 9 | 0 | B. Manumaleuna | 2 | 18 | 9 | 0 |
| C. Davis | 2 | 11 | 7 | 0 | A. Gates | 2 | 15 | 16 | 0 |
| J. Gage | 1 | 19 | 19 | 0 | C. Davis | 1 | 5 | 5 | 0 |
| A. Hall | 1 | 16 | 16 | 0 | | | | | |
| L. White | 1 | -3 | -3 | 0 | | | | | |
| TOTALS | 16 | 138 | 26 | 0 | TOTALS | 19 | 292 | 39 | 1 |

INDIVIDUAL DEFENSE

(Opponents - press box stats; Titans - coaching stats)

TITANS – Leading Tackler: K. Bulluck 10-8-2. Sacks: C. Finnegan 1-10. Int.: C. Finnegan 1. FF: C. Finnegan 1. FR: None.

CHARGERS – Leading Tackler: S. Phillips 10-9-1. Sacks: S. Merriman 1-4, J. Cesaire 1-3, L. Castillo 1-2. Int.: D. Florence 1. FF: S. Merriman 1. FR: S. Phillips 1.

PLAYOFF GAME SUMMARIES

AFC DIVISIONAL GAME - 2008 Titans 10, Ravens 13 Saturday, Jan. 10, 2009 • LP Field

Matt Stover connected on a 43-yard field goal with under a minute to play that proved to the difference as the Ravens defeated the Titans 13-10 in a Divisional Round playoff game at LP Field. Despite being outgained 391-211 in totals yards and gaining nine first downs to Tennessee's 21, Baltimore forced three turnovers, all as the Titans were driving inside the Ravens' 30-yard line. Receiver Justin Gage caught a career-high 10 balls for 135 yards, second in his career only to his 147-yard effort in Jacksonville earlier in the season. The Titans were held without a sack for the first time since Week 8. It marked only the third time all season that the Titans did not force a turnover. Defensively, Tennessee held a Baltimore rushing attack averaging four yards-per-carry to 50 yards on 30 carries. Chris Johnson rushed for 72 yards in the first quarter before leaving the game with an injured ankle.

Baltimore 7 0 0 6 13
Tennessee 7 0 0 3 10

| TEAM | SCORING PLAY | QTR-LEFT |
|--------|--|----------|
| Titans | C. Johnson 8 run (R. Bironas kick) | 1- 4:38 |
| Ravens | D. Mason 48 pass from J. Flacco (M. Stover kick) | 1- 1:20 |
| Ravens | M. Stover 21 field goal | 4-14:10 |
| Titans | R. Bironas 27 field goal | 4- 4:23 |
| Ravens | M. Stover 43 field goal | 4- 0:53 |

Missed FG: R. Bironas, Tenn. (51WL)

Attendance: 69,143

| | Ravens | Titans |
|-------------------------|----------|----------|
| First downs | 9 | 21 |
| 3rd-down conversion-att | 3-13-23% | 4-14-29% |
| 4th-down conversion-att | 0-0-0% | 0-2-0% |
| Total yards | 211 | 391 |
| Rushing yards | 50 | 116 |
| Passing yards | 161 | 275 |
| Passes-comp.-Int. | 22-11-0 | 42-26-1 |
| Sacked-yards | 0-0 | 1-6 |
| Punts-avg. | 8-42.8 | 4-53.3 |
| Punt return yards | 1-29 | 3-8 |
| Kickoff return yards | 1-15 | 4-104 |
| Fumbles-lost | 0-0 | 5-2 |
| Penalties-yards | 8-40 | 12-89 |
| Field goals made-att | 2-2 | 1-2 |
| Time of possession | 25:53 | 34:07 |

| RUSHING | | | | | | | | | |
|---------------|-----------|-----------|-----------|----------|---------------|-----------|------------|-----------|----------|
| RAVENS | Att | Yds | Lg | TD | TITANS | Att | Yds | Lg | TD |
| W. McGahee | 12 | 32 | 11 | 0 | C. Johnson | 11 | 72 | 32 | 1 |
| L. McClain | 12 | 12 | 8 | 0 | L. White | 15 | 45 | 12 | 0 |
| J. Flacco | 5 | 5 | 3 | 0 | K. Collins | 1 | 0 | 0 | 0 |
| L. Neal | 1 | 1 | 1 | 0 | Q. Ganther | 1 | -1 | -1 | 0 |
| TOTALS | 30 | 50 | 11 | 0 | TOTALS | 28 | 116 | 32 | 1 |

| PASSING | | | | | | | | | |
|---------------|-----------|-----------|------------|------------|---------------|-----------|-----------|------------|------------|
| RAVENS | Att | Cmp | Yd | TD-I | TITANS | Att | Cmp | Yd | TD-I |
| J. Flacco | 22 | 11 | 161 | 1-0 | K. Collins | 42 | 26 | 281 | 0-1 |
| TOTALS | 22 | 11 | 161 | 1-0 | TOTALS | 42 | 26 | 281 | 0-1 |

| RECEIVING | | | | | | | | | |
|---------------|-----------|------------|-----------|----------|---------------|-----------|------------|-----------|----------|
| RAVENS | Rec | Yds | Lg | TD | TITANS | Rec | Yds | Lg | TD |
| D. Mason | 5 | 78 | 48 | 1 | J. Gage | 10 | 135 | 24 | 0 |
| M. Clayton | 2 | 45 | 37 | 0 | L. White | 4 | 35 | 19 | 0 |
| T. Heap | 1 | 23 | 23 | 0 | B. Scaife | 4 | 23 | 14 | 0 |
| L. Neal | 1 | 7 | 7 | 0 | J. McCareins | 2 | 24 | 17 | 0 |
| D. Wilcox | 1 | 4 | 4 | 0 | B. Jones | 2 | 16 | 11 | 0 |
| W. McGahee | 1 | 4 | 4 | 0 | A. Crumpler | 2 | 9 | 7 | 0 |
| | | | | | C. Johnson | 1 | 28 | 28 | 0 |
| | | | | | A. Hall | 1 | 11 | 11 | 0 |
| TOTALS | 11 | 161 | 48 | 1 | TOTALS | 26 | 281 | 28 | 0 |

INDIVIDUAL DEFENSE

(Titans - Coaching Stats; Opponents - Press Box Stats)

TITANS – Leading Tacklers: Bulluck 8-5-3. Sacks: None. Int.: None. FF: None. FR: None.

RAVENS – Leading Tacklers: R. Lewis 11-8-3, B. Scott 11-9-2. Sacks: T. Suggs 1. Int.: S. Rolle 1. FF: Johnson 1, Leonhard 1, Lewis 1. FR: Leonhard 1, Washington 1.

PLAYOFF GAME SUMMARIES



Titans 22, Chiefs 21

Wild Card • Saturday, Jan. 6, 2018 • 3:35 p.m. CT • Arrowhead Stadium



GAME RECAP

In Week 1 of the 2017 playoffs, the Titans traveled to Kansas City to face the Chiefs on Wild Card weekend. Tennessee scored 19 unanswered points in the second half and did not allow the Chiefs to score in the third or fourth quarter, as the Titans won by a score of 22-21 and advanced to the Divisional Round.

Both the Chiefs and Titans punted on their opening possessions. On Kansas City's second possession, Chiefs QB **Alex Smith** drove his offense down the field with help by a 45-yard reception from Chiefs WR **Tyreek Hill** and a 27-yard reception from Chiefs TE **Travis Kelce**. On second-and-one from the Tennessee one-yard line, Chiefs RB **Kareem Hunt** ran up the middle for a one-yard touchdown and a 7-0 Chiefs lead. On the following Kansas City possession, the Chiefs doubled their lead as Smith hit Kelce for a 13-yard touchdown to put Kansas City up, 14-0.

With the Titans offense driving in the second quarter, QB **Marcus Mariota** had the ball on the Kansas City 21-yard line. On second-and-10, he threw an interception to Chiefs CB **Marcus Peters** who returned the pick for 28 yards. However, the Tennessee defense came up big as Kansas City couldn't capitalize and was forced to punt. As the Titans regained possession, Mariota connected with TE **Delanie Walker** for a 22-yard reception and WR **Corey Davis** for an 11-yard catch. The Titans entered field goal range and got on the board with a 49-yard kick, 14-3 Chiefs. Kansas City took the field and strung together a 79-yard scoring drive that culminated in a 14-yard touchdown pass from Smith to Chiefs WR **Demarcus Robinson** with three seconds left to play in the second quarter. Kansas City took a 21-3 lead into halftime.

On the Titans' first drive of the second half, Mariota led the offense into the red zone after he rushed for two first downs and RB **Derrick Henry** contributed both a 29-yard receiving and 12-yard rushing first down. On third-and-six from the Kansas City six-yard line, Mariota's pass was deflected by Chiefs CB **Darrelle Revis**, but it bounced back into Mariota's hands and he ran it in for a touchdown. Mariota became the first quarterback to catch a touchdown pass in a playoff game since the 1970 AFC-NFC merger, and he also became the first quarterback in league history to complete a touchdown pass to himself in the playoffs. Tennessee narrowed the Chiefs lead, 21-10.

The Titans had the ball at the Kansas City 35-yard line to start the fourth quarter, and on the second play Henry ran up the middle for a 35-yard touchdown. Tennessee attempted a two-point conversion but failed as they edged closer, 21-16 Kansas City. After forcing the Chiefs to punt, Tennessee regained possession and tacked on another score as Mariota hit WR **Eric Decker** for a 22-yard touchdown. The two-point conversion failed as Tennessee took the lead, 22-21.

Kansas City couldn't string together a comeback as the Titans came back from the second-largest deficit by a road team in NFL playoff history to win their first postseason contest in 14 years.

SCORING

| | 1 | 2 | 3 | 4 | Final |
|-------------|----|---|---|----|-------|
| Tennessee | 0 | 3 | 7 | 12 | 22 |
| Kansas City | 14 | 7 | 0 | 0 | 21 |

| TEAM | SCORING PLAY | TIME |
|--------|---|---------|
| Chiefs | K.Hunt 1 yd. run (H.Butker kick) | 1-7:37 |
| Chiefs | T.Kelce 13 yd. pass from A.Smith (H.Butker kick) | 1-2:15 |
| Titans | R.Succop 49 yd. Field Goal | 2-1:55 |
| Chiefs | D.Robinson 14 yd. pass from A.Smith (H.Butker kick) | 2-0:03 |
| Titans | M.Mariota 6 yd. pass from M.Mariota (R.Succop kick) | 3-6:31 |
| Titans | D.Henry 35 yd. run (pass failed) | 4-14:08 |
| Titans | E.Decker 22 yd. pass from M.Mariota (pass failed) | 4-6:06 |

Missed FGs: H. Butker 48LU

Attendance: 73,319

Time of Game: 3:14

Weather: 33° F, wind SE 10 mph

Referee: Jeff Triplette



TEAM STATISTICS

| | Titans | Chiefs |
|----------------------------|----------|----------|
| TOTAL FIRST DOWNS | 23 | 19 |
| THIRD DOWN EFFICIENCY | 8-13-62% | 4-11-36% |
| FOURTH DOWN EFFICIENCY | 0-0-0% | 0-1-0% |
| TOTAL NET YARDS | 397 | 325 |
| Plays - Avg. | 64-6.2 | 53-6.1 |
| NET YARDS RUSHING | 202 | 69 |
| Rushes - Avg. | 31-6.5 | 16-4.3 |
| NET YARDS PASSING | 195 | 256 |
| Sacks - Yards Lost | 2-10 | 4-8 |
| PASS ATT-COMP-INT | 31-19-1 | 33-24-0 |
| PUNTS - Avg. | 3-43.7 | 5-50.0 |
| PUNT RETURNS - Yards | 3-18 | 2-8 |
| KICKOFF RETURNS - Yards | 3-55 | 4-83 |
| INTERCEPTIONS - Yards | 0-0 | 1-28 |
| PENALTIES Number and Yards | 8-50 | 8-68 |
| FUMBLES - Lost | 2-1 | 0-0 |
| TOUCHDOWNS | 3 | 3 |
| FIELD GOALS Made-Attempts | 1-1 | 0-1 |
| RED ZONE EFFICIENCY | 1-2-50% | 3-3-100% |
| GOAL TO GO EFFICIENCY | 1-1-100% | 1-1-100% |
| SAFETIES | 0 | 0 |
| GIVEAWAYS | 2 | 0 |
| TAKEAWAYS | 0 | 2 |
| TIME OF POSSESSION | 32:28 | 27:32 |

TITANS STARTERS

| OFFENSE | | DEFENSE | |
|---------|------------|---------|------------|
| WR 18 | R.Matthews | DE 94 | A.Johnson |
| TE 82 | D.Walker | DT 99 | J.Casey |
| LT 77 | T.Lewan | OLB 91 | D.Morgan |
| LG 67 | Q.Spain | ILB 59 | W.Woodyard |
| C 60 | B.Jones | ILB 54 | A.Williams |
| RG 64 | J.Kline | OLB 98 | B.Orakpo |
| RT 78 | J.Conklin | CB 25 | A.Jackson |
| TE 81 | J.Smith | SS 37 | J.Cyprien |
| WR 84 | C.Davis | FS 31 | K.Byard |
| QB 8 | M.Mariota | CB 26 | L.Ryan |
| RB 22 | D.Henry | CB 33 | T.Smith |

CHIEFS STARTERS

| OFFENSE | | DEFENSE | |
|---------|-------------------|---------|------------|
| WR 10 | T.Hill | LDE 95 | C.Jones |
| LT 72 | E.Fisher | NT 96 | B.Logan |
| LG 70 | B.Witzmann | RDE 97 | A.Bailey |
| C 73 | Z.Fulton | LOLB 50 | J.Houston |
| RG 76 | L.Duvernay-Tardif | LILB 56 | D.Johnson |
| RT 71 | M.Schwartz | RILB 59 | R.Ragland |
| TE 87 | T.Kelce | ROLB 51 | F.Zombo |
| WR 14 | D.Robinson | LCB 22 | M.Peters |
| WR 12 | A.Wilson | RCB 20 | S.Nelson |
| QB 11 | A.Smith | S 38 | R.Parker |
| RB 27 | K.Hunt | S 49 | D.Sorensen |

TITANS INDIVIDUAL STATISTICS

| Rushing | Att | Yds | Avg | Lg | TD |
|--------------|-----------|------------|------------|-----------|----------|
| D.Henry | 23 | 156 | 6.8 | 35 | 1 |
| M.Mariota | 8 | 46 | 5.8 | 17 | 0 |
| Total | 31 | 202 | 6.5 | 35 | 1 |

| Passing | Att | Cmp | Yds | TD | Lg | IN | Rt |
|--------------|-----------|-----------|------------|----------|-----------|----------|-------------|
| M. Mariota | 31 | 19 | 205 | 2 | 29 | 1 | 88.8 |
| Total | 31 | 19 | 205 | 2 | 29 | 1 | 88.8 |

| Receiving | No | Yds | Avg | Lg | TD |
|--------------|-----------|------------|-------------|-----------|----------|
| D.Walker | 6 | 74 | 12.3 | 22 | 0 |
| C.Davis | 4 | 35 | 8.8 | 13 | 0 |
| D.Henry | 2 | 35 | 17.5 | 29 | 0 |
| E.Decker | 2 | 21 | 10.5 | 22 | 1 |
| J.Smith | 2 | 15 | 7.5 | 10 | 0 |
| R.Matthews | 1 | 15 | 15.0 | 15 | 0 |
| M.Mariota | 1 | 6 | 6.0 | 6 | 1 |
| T.Taylor | 1 | 4 | 4.0 | 4 | 0 |
| Total | 19 | 205 | 10.8 | 29 | 2 |

| Interceptions | No | Yds | Avg | Lg | TD |
|---------------|----------|----------|----------|----------|----------|
| Total | 0 | 0 | - | - | 0 |

Leading Tacklers (Coaching Totals)

J. Casey 8-4-4; W. Woodyard 8-4-4; D. Morgan 7-5-2

Sacks: B. Orakpo 1.5; D. Morgan 1; S. Williams 1; W. Woodyard 0.5 **FF:** None **FR:** None

CHIEFS INDIVIDUAL STATISTICS

| Rushing | Att | Yds | Avg | Lg | TD |
|--------------|-----------|-----------|------------|-----------|----------|
| K.Hunt | 11 | 42 | 3.8 | 16 | 1 |
| T.Hill | 1 | 14 | 14.0 | 14 | 0 |
| A.Smith | 4 | 13 | 3.3 | 11 | 0 |
| Total | 16 | 69 | 4.3 | 16 | 1 |

| Passing | Att | Cmp | Yds | TD | Lg | IN | Rt |
|--------------|-----------|-----------|------------|----------|-----------|----------|---------------|
| A. Smith | 33 | 24 | 264 | 2 | 45 | 0 | 0116.2 |
| Total | 33 | 24 | 264 | 2 | 45 | 0 | 0116.2 |

| Receiving | No | Yds | Avg | Lg | TD |
|--------------|-----------|------------|-------------|-----------|----------|
| T.Hill | 7 | 87 | 12.4 | 45 | 0 |
| T.Kelce | 4 | 66 | 16.5 | 27 | 1 |
| D.Robinson | 4 | 57 | 14.3 | 15 | 1 |
| K.Hunt | 3 | 5 | 1.7 | 7 | 0 |
| A.Wilson | 2 | 26 | 13.0 | 18 | 0 |
| D.Harris | 2 | 22 | 11.0 | 13 | 0 |
| C.West | 2 | 1 | 0.5 | 3 | 0 |
| Total | 24 | 264 | 11.0 | 45 | 2 |

| Interceptions | No | Yds | Avg | Lg | TD |
|---------------|----------|-----------|-------------|-----------|----------|
| M. Peters | 1 | 28 | 28.0 | 28 | 0 |
| Total | 1 | 28 | 28.0 | 28 | 0 |

Leading Tacklers (Press Box Totals)

R. Ragland 9-5-4; D. Johnson 8-6-2; F. Zombo 7-3-4

Sacks: J. Houston 1; D. Johnson 1 **FF:** K. Pierre-Louis 1 **FR:** None

PLAYOFF GAME SUMMARIES



Titans 14, Patriots 35

Divisional Round • Saturday, Jan. 13, 2018 • 8:15 p.m. ET • Gillette Stadium

GAME RECAP

In the AFC Divisional Playoff round of the 2017 season, the Titans traveled to New England to face the Patriots and were eliminated from postseason contention with a 35-14 loss.

The Titans defense forced New England to punt on both of the Patriots' first quarter possessions. On Tennessee's second possession of the game, the Titans drove efficiently down the field and constructed a 95-yard scoring drive. QB **Marcus Mariota** scrambled for two first downs, and connected with both TE **Delanie Walker** for a 36-yard pass and WR **Rishard Matthews** for an eight-yard third-down conversion pass. The drive resulted in Mariota hitting WR **Corey Davis** for a 15-yard touchdown as the Titans took an early 7-0 Titans lead.

In the second quarter, New England responded with three consecutive touchdown drives. Patriots RB **James White** scored on back-to-back possessions, first on a five-yard touchdown pass from Patriots QB **Tom Brady**, and on the ensuing drive, White rushed into the endzone for a six-yard touchdown. The Patriots got ahead, 14-7. On New England's third possession of the second quarter, Brady led the Patriots on a 91-yard scoring drive that resulted in a four-yard touchdown pass to Patriots WR **Chris Hogan**. New England took a 21-7 lead heading into halftime.

In the third quarter, Patriots RB **Brandon Bolden** rushed in a two-yard touchdown as New England increased its lead, 28-7.

On the Patriots opening drive of the fourth quarter, Brady engineered a 90-yard drive that resulted in a four-yard touchdown pass to Patriots TE **Rob Gronkowski**. New England widened its lead, 35-7. Later in the fourth quarter, Tennessee put up its second score on a 16-play drive. Mariota connected with WR **Eric Decker** for two first downs and Matthews for one first down, before linking with Davis again for an 11-yard touchdown pass. The Titans doubled their points with Davis' second score of the game, 35-14 New England.

The Titans ultimately couldn't construct a comeback and were knocked out of postseason contention with a final score of 35-14.

SCORING

| | 1 | 2 | 3 | 4 | Final |
|-------------|---|----|---|---|-------|
| Tennessee | 7 | 0 | 0 | 7 | 14 |
| New England | 0 | 21 | 7 | 7 | 35 |

| TEAM | SCORING PLAY | TIME |
|----------|--|---------|
| Titans | C.Davis 15 yd. pass from M.Mariota (R.Succop kick) | 1-1:14 |
| Patriots | J.White 5 yd. pass from T.Brady (S.Gostkowski kick) | 2-13:18 |
| Patriots | J.White 6 yd. run (S.Gostkowski kick) | 2-9:20 |
| Patriots | C.Hogan 4 yd. pass from T.Brady (S.Gostkowski kick) | 2-1:52 |
| Patriots | B.Bolden 2 yd. run (S.Gostkowski kick) | 3-4:02 |
| Patriots | R.Gronkowski 4 yd. pass from T.Brady (S.Gostkowski kick) | 4-10:22 |
| Titans | C.Davis 11 yd. pass from M.Mariota (R.Succop kick) | 4-1:55 |

Missed FGs: S. Gostkowski 53W/L

Attendance: 65,878

Time of Game: 3:25

Weather: 24° F, wind NW 12 mph

Referee: Ronald Torbert

**TEAM STATISTICS**

| | Titans | Patriots |
|----------------------------|----------|-----------|
| TOTAL FIRST DOWNS | 15 | 31 |
| THIRD DOWN EFFICIENCY | 5-15-33% | 11-17-65% |
| FOURTH DOWN EFFICIENCY | 2-3-67% | 0-0-0% |
| TOTAL NET YARDS | 267 | 438 |
| Plays - Avg. | 61-4.4 | 80-5.5 |
| NET YARDS RUSHING | 65 | 101 |
| Rushes - Avg. | 16-4.1 | 27-3.7 |
| NET YARDS PASSING | 202 | 337 |
| Sacks - Yards Lost | 8-52 | 0-0 |
| PASS ATT-COMP-INT | 37-22-0 | 53-35-0 |
| PUNTS - Avg. | 7-45.1 | 4-42.3 |
| PUNT RETURNS - Yards | 1-0 | 3-27 |
| KICKOFF RETURNS - Yards | 4-83 | 1-27 |
| INTERCEPTIONS - Yards | 0-0 | 0-0 |
| PENALTIES Number and Yards | 10-62 | 4-37 |
| FUMBLES - Lost | 0-0 | 0-0 |
| TOUCHDOWNS | 2 | 5 |
| FIELD GOALS Made-Attempts | 0-0 | 0-1 |
| RED ZONE EFFICIENCY | 2-2-100% | 5-5-100% |
| GOAL TO GO EFFICIENCY | 0-0-0% | 5-5-100% |
| SAFETIES | 0 | 0 |
| GIVEAWAYS | 0 | 0 |
| TAKEAWAYS | 0 | 0 |
| TIME OF POSSESSION | 27:04 | 32:56 |

TITANS STARTERS

| OFFENSE | | DEFENSE | |
|---------|------------|---------|--------------|
| WR 18 | R.Matthews | DT 96 | S.Williams |
| TE 82 | D.Walker | DT 99 | J.Casey |
| LT 77 | T.Lewan | OLB 91 | D.Morgan |
| LG 67 | Q.Spain | ILB 59 | W.Woodyard |
| C 60 | B.Jones | ILB 54 | A.Williamson |
| RG 64 | J.Kline | OLB 98 | B.Orakpo |
| RT 78 | J.Conklin | CB 25 | A.Jackson |
| WR 84 | C.Davis | SS 33 | T.Smith |
| WR 87 | E.Decker | CB 26 | L.Ryan |
| QB 8 | M.Mariota | FS 31 | K.Byard |
| RB 22 | D.Henry | S 37 | J.Cyprien |

PATRIOTS STARTERS

| OFFENSE | | DEFENSE | |
|---------|--------------|---------|--------------|
| WR 14 | B.Cooks | LE 55 | E.Lee |
| LT 77 | N.Solder | DT 93 | L.Guy |
| LG 62 | J.Thuney | DT 90 | M.Brown |
| C 60 | D.Andrews | RE 98 | T.Flowers |
| RG 69 | S.Mason | LB 53 | K.Van Noy |
| RT 68 | L.Waddle | LB 52 | E.Roberts |
| TE 87 | R.Gronkowski | RCB 24 | S.Gilmore |
| WR 15 | C.Hogan | LCB 21 | M.Butler |
| QB 12 | T.Brady | DB 25 | E.Rowe |
| RB 33 | D.Lewis | S 32 | D.McCourtney |
| WR 80 | D.Amendola | S 23 | P.Chung |

TITANS INDIVIDUAL STATISTICS

| Rushing | Att | Yds | Avg | Lg | TD |
|--------------|-----------|-----------|------------|-----------|----------|
| M.Mariota | 4 | 37 | 9.3 | 11 | 0 |
| D.Henry | 12 | 28 | 2.3 | 4 | 0 |
| Total | 16 | 65 | 4.1 | 11 | 0 |

| Passing | Att | Cmp | Yds | TD | Lg | IN | Rt |
|--------------|-----------|-----------|------------|----------|-----------|----------|-------------|
| M. Mariota | 37 | 22 | 254 | 2 | 36 | 0 | 98.3 |
| Total | 37 | 22 | 254 | 2 | 36 | 0 | 98.3 |

| Receiving | No | Yds | Avg | Lg | TD |
|--------------|-----------|------------|-------------|-----------|----------|
| E.Decker | 6 | 85 | 14.2 | 22 | 0 |
| C.Davis | 5 | 63 | 12.6 | 17 | 2 |
| D.Walker | 3 | 49 | 16.3 | 36 | 0 |
| R.Matthews | 3 | 27 | 9.0 | 12 | 0 |
| D.Henry | 3 | 21 | 7.0 | 14 | 0 |
| T.Taylor | 1 | 5 | 5.0 | 5 | 0 |
| J.Smith | 1 | 4 | 4.0 | 4 | 0 |
| Total | 22 | 254 | 11.5 | 36 | 2 |

| Interceptions | No | Yds | Avg | Lg | TD |
|---------------|----------|----------|----------|----------|----------|
| Total | 0 | 0 | - | - | 0 |

Leading Tacklers (Coaching Totals)

L. Ryan 11-9-2; K. Byard 10-9-1; J. Casey 6-5-1

Sacks: None **FF:** None **FR:** None

PATRIOTS INDIVIDUAL STATISTICS

| Rushing | Att | Yds | Avg | Lg | TD |
|--------------|-----------|------------|------------|-----------|----------|
| D.Lewis | 15 | 62 | 4.1 | 10 | 0 |
| B.Bolden | 4 | 27 | 6.8 | 20 | 1 |
| J.White | 4 | 11 | 2.8 | 6 | 1 |
| T.Brady | 1 | 2 | 2.0 | 2 | 0 |
| B.Hoyer | 3 | -1 | -0.3 | 0 | 0 |
| Total | 27 | 101 | 3.7 | 20 | 2 |

| Passing | Att | Cmp | Yds | TD | Lg | IN | Rt |
|--------------|-----------|-----------|------------|----------|-----------|----------|--------------|
| T. Brady | 53 | 35 | 337 | 3 | 31 | 0 | 102.5 |
| Total | 53 | 35 | 337 | 3 | 31 | 0 | 102.5 |

| Receiving | No | Yds | Avg | Lg | TD |
|--------------|-----------|------------|------------|-----------|----------|
| D.Amendola | 11 | 112 | 10.2 | 25 | 0 |
| D.Lewis | 9 | 79 | 8.8 | 31 | 0 |
| R.Gronkowski | 6 | 81 | 13.5 | 27 | 1 |
| J.White | 4 | 29 | 7.3 | 14 | 1 |
| B.Cooks | 3 | 32 | 10.7 | 13 | 0 |
| C.Hogan | 1 | 4 | 4.0 | 4 | 1 |
| J.Hollister | 1 | 0 | 0.0 | 0 | 0 |
| Total | 35 | 337 | 9.6 | 31 | 3 |

| Interceptions | No | Yds | Avg | Lg | TD |
|---------------|----------|----------|----------|----------|----------|
| Total | 0 | 0 | - | - | 0 |

Leading Tacklers (Press Box Totals)

E. Rowe 5-4-1; M. Flowers 4-4-0; M. Butler 4-4-0

Sacks: G. Grissom 2; D. Wise 2; A. Butler 1; R. Jean Francois 1; M. Flowers 1; T. Flowers 1 **FF:** None **FR:** None

PLAYOFF GAME SUMMARIES



Wild Card Weekend: Titans 20, Patriots 13
Saturday, Jan. 4, 2020 • 8:25 p.m. ET • Gillette Stadium



GAME RECAP

During the 2019 playoffs on Wild Card Weekend, the Titans traveled to New England and defeated the defending Super Bowl champion Patriots by a score of 20-13. RB **Derrick Henry** set the franchise's single-game postseason record with 182 rushing yards and one touchdown on 34 carries, while the defense shut out the Patriots in the second half.

New England got on the board on their opening possession as Patriots QB **Tom Brady** led his team on an eight-play, 57-yard scoring drive that included a 21-yard pass to Patriots TE **Ben Watson** and a 29-yard catch by Patriots RB **James White**. The drive culminated in a 36-yard field goal and an early 3-0 lead. The Titans responded on their own opening possession with a scoring drive to take the lead. QB **Ryan Tannehill** engineered a 12-play, 75-yard drive that featured a combined 49 rushing yards by Henry before Tannehill connected with TE **Anthony Firkser** for a 12-yard touchdown and a 7-3 lead.

On the ensuing New England possession, the Patriots came back with a 10-play scoring drive. Patriots RB **Sony Michel** contributed a 25-yard rush and White added a 14-yard gain to help move the chains, before Patriots WR **Julian Edelman** collected a five-yard touchdown on a jet sweep. New England went ahead, 10-7.

Later in the second quarter with New England in the red zone, the Titans defense orchestrated an impressive goal line stop to force the Patriots to settle for a field goal. On New England's first down at the Tennessee one-yard line, Michel was stopped for a loss of one by LB **Rashaan Evans**. Next, Patriots RB **Rex Burkhead** was halted after a gain of one on second down, and on third down, Michel was pushed back for a loss of two yards again by Evans. New England was forced to kick a 21-yard field goal to extend the lead, 13-7. On the following Tennessee possession, the Titans retook the lead on a seven-play scoring drive. Henry accounted for all 75 yards on the drive that culminated in Henry's one-yard rushing score and a 14-13 Titans lead heading into halftime.

In the fourth quarter, with the Titans still leading by one point, New England took possession of the ball at their own one-yard line. With 15 seconds remaining, Brady dropped back to pass but the ball was intercepted by CB **Logan Ryan** and returned for a nine-yard touchdown to seal a Titans victory. Tennessee advanced to the divisional round with a 20-13 win at New England.

SCORING

| | 1 | 2 | 3 | 4 | Final |
|-------------|---|----|---|---|-------|
| Tennessee | 7 | 7 | 0 | 6 | 20 |
| New England | 3 | 10 | 0 | 0 | 13 |

| TEAM | SCORING PLAY | TIME |
|----------|--|---------|
| Patriots | N.Folk 36 yd. Field Goal | 1-12:37 |
| Titans | A.Firkser 12 yd. pass from R.Tannehill (G.Joseph kick) | 1-5:39 |
| Patriots | J.Edelman 5 yd. run (N.Folk kick) | 2-14:57 |
| Patriots | N.Folk 21 yd. Field Goal | 2-2:16 |
| Titans | D.Henry 1 yd. run (G.Joseph kick) | 2-0:35 |
| Titans | L.Ryan 9 yd. interception return (run failed) | 4-0:09 |

Missed FGs: None
Attendance: 65,878
Time of Game: 2:57
Weather: Foggy, 44° F, wind N 4 mph
Referee: John Hussey



TEAM STATISTICS

| | Titans | Patriots |
|----------------------------|----------|----------|
| TOTAL FIRST DOWNS | 19 | 18 |
| THIRD DOWN EFFICIENCY | 6-12-50% | 5-13-38% |
| FOURTH DOWN EFFICIENCY | 0-0-0% | 0-1-0% |
| TOTAL NET YARDS | 272 | 307 |
| Plays - Avg. | 57-4.8 | 59-5.2 |
| NET YARDS RUSHING | 201 | 98 |
| Rushes - Avg. | 40-5.0 | 22-4.5 |
| NET YARDS PASSING | 71 | 209 |
| Sacks - Yards Lost | 1-5 | 0-0 |
| PASS ATT-COMP-INT | 16-9-1 | 37-20-1 |
| PUNTS - Avg. | 6-45.8 | 5-46.0 |
| Net Punting Average | 42.0 | 38.0 |
| PUNT RETURNS - Yards | 0-0 | 1-23 |
| KICKOFF RETURNS - Yards | 2-40 | 1-10 |
| INTERCEPTIONS - Yards | 1-9 | 1-0 |
| PENALTIES Number and Yards | 5-25 | 3-28 |
| FUMBLES - Lost | 2-0 | 2-1 |
| TOUCHDOWNS | 3 | 1 |
| EXTRA POINTS Made-Attempts | 2-3 | 1-1 |
| RED ZONE EFFICIENCY | 2-2-100% | 1-3-33% |
| GOAL TO GO EFFICIENCY | 1-1-100% | 1-2-50% |
| SAFETIES | 0 | 0 |
| GIVEAWAYS | 1 | 2 |
| TAKEAWAYS | 2 | 1 |
| TIME OF POSSESSION | 31:09 | 28:51 |

TITANS STARTERS

| OFFENSE | | | | DEFENSE | | | |
|---------|----|--------------|--|---------|----|-----------|--|
| WR | 84 | C.Davis | | CB | 35 | T.Brock | |
| TE | 81 | J.Smith | | NT | 90 | D.Jones | |
| LT | 77 | T.Lewan | | DT | 99 | J.Casey | |
| LG | 76 | R.Saffold | | OLB | 44 | K.Correa | |
| C | 60 | B.Jones | | ILB | 54 | R.Evans | |
| RG | 64 | N.Davis | | ILB | 55 | J.Brown | |
| RT | 78 | J.Conklin | | OLB | 58 | H.Landry | |
| WR | 11 | A.Brown | | CB | 26 | L.Ryan | |
| FB | 41 | K.Blasingame | | SS | 24 | K.Vaccaro | |
| QB | 17 | R.Tannehill | | FS | 31 | K.Byard | |
| RB | 22 | D.Henry | | CB | 25 | A.Jackson | |

PATRIOTS STARTERS

| OFFENSE | | | | DEFENSE | | | |
|---------|----|--------------|--|---------|----|-------------|--|
| WR | 13 | P.Dorsett II | | DT | 93 | L.Guy | |
| LT | 76 | I.Wynn | | DT | 71 | D.Shelton | |
| LG | 62 | J.Thuney | | RE | 55 | J.Simon | |
| C | 75 | T.Karras | | DL | 91 | D.Wise Jr. | |
| RG | 69 | S.Mason | | LB | 54 | D.Hightower | |
| RT | 61 | M.Cannon | | LB | 53 | K.Van Noy | |
| WR | 14 | M.Sanu Sr. | | LB | 52 | E.Roberts | |
| WR | 11 | J.Edelman | | RCB | 24 | S.Gilmore | |
| QB | 12 | T.Brady | | LCB | 27 | J.Jackson | |
| RB | 28 | J.White | | S | 23 | P.Chung | |
| WR | 15 | N.Harry | | S | 32 | D.McCourtay | |

TITANS INDIVIDUAL STATISTICS

| Rushing | Att | Yds | Avg | Lg | TD |
|-------------|-----|-----|-----|----|----|
| D.Henry | 34 | 182 | 5.4 | 29 | 1 |
| R.Tannehill | 4 | 11 | 2.8 | 5 | 0 |
| D.Lewis | 2 | 8 | 4.0 | 6 | 0 |
| Total | 40 | 201 | 5.0 | 29 | 1 |

| Passing | Att | Cmp | Yds | TD | Lg | IN | Rt |
|-------------|-----|-----|-----|----|----|----|------|
| R.Tannehill | 15 | 8 | 72 | 1 | 22 | 1 | 61.0 |
| M.Mariota | 1 | 1 | 4 | 0 | 4 | 0 | 83.3 |
| Total | 16 | 9 | 76 | 1 | 22 | 1 | 63.5 |

| Receiving | No | Yds | Avg | Lg | TD |
|-----------|----|-----|------|----|----|
| A.Firkser | 2 | 23 | 11.5 | 12 | 1 |
| M.Pruitt | 2 | 4 | 2.0 | 4 | 0 |
| D.Henry | 1 | 22 | 22.0 | 22 | 0 |
| J.Smith | 1 | 9 | 9.0 | 9 | 0 |
| D.Lewis | 1 | 8 | 8.0 | 8 | 0 |
| T.Sharpe | 1 | 6 | 6.0 | 6 | 0 |
| A.Brown | 1 | 4 | 4.0 | 4 | 0 |
| Total | 9 | 76 | 8.4 | 22 | 1 |

| Interceptions | No | Yds | Avg | Lg | TD |
|---------------|----|-----|-----|----|----|
| L. Ryan | 1 | 9 | 9.0 | 9 | 1 |
| Total | 1 | 9 | 9.0 | 9 | 1 |

Leading Tacklers (Coaching Totals)
R. Evans 12-8-4; L. Ryan 8-4-4; K. Vaccaro 7-3-4

Sacks: None
FF: None FR: None

PATRIOTS INDIVIDUAL STATISTICS

| Rushing | Att | Yds | Avg | Lg | TD |
|------------|-----|-----|------|----|----|
| S.Michel | 14 | 61 | 4.4 | 25 | 0 |
| J.White | 1 | 14 | 14.0 | 14 | 0 |
| J.Edelman | 2 | 12 | 6.0 | 7 | 1 |
| N.Harry | 1 | 7 | 7.0 | 7 | 0 |
| R.Burkhead | 3 | 4 | 1.3 | 4 | 0 |
| E.Roberts | 1 | 0 | 0.0 | 0 | 0 |
| Total | 22 | 98 | 4.5 | 25 | 1 |

| Passing | Att | Cmp | Yds | TD | Lg | IN | Rt |
|---------|-----|-----|-----|----|----|----|------|
| T.Brady | 37 | 20 | 209 | 0 | 29 | 1 | 59.4 |
| Total | 37 | 20 | 209 | 0 | 29 | 1 | 59.4 |

| Receiving | No | Yds | Avg | Lg | TD |
|--------------|----|-----|------|----|----|
| J.White | 5 | 62 | 12.4 | 29 | 0 |
| B.Watson | 3 | 38 | 12.7 | 21 | 0 |
| R.Burkhead | 3 | 32 | 10.7 | 12 | 0 |
| J.Edelman | 3 | 30 | 10.0 | 20 | 0 |
| N.Harry | 2 | 21 | 10.5 | 14 | 0 |
| S.Michel | 2 | 9 | 4.5 | 7 | 0 |
| M.Sanu Sr. | 1 | 11 | 11.0 | 11 | 0 |
| P.Dorsett II | 1 | 6 | 6.0 | 6 | 0 |
| Total | 20 | 209 | 10.5 | 29 | 0 |

| Interceptions | No | Yds | Avg | Lg | TD |
|---------------|----|-----|-----|----|----|
| D. Harmon | 1 | 0 | 0.0 | 0 | 0 |
| Total | 1 | 0 | 0.0 | 0 | 0 |

Leading Tacklers (Press Box Totals)
D. Hightower 9-8-1; D. Shelton 7-5-2.

Sacks: K. Van Noy 1
FF: K. Van Noy 1 FR: None

PLAYOFF GAME SUMMARIES

Divisional Round: Titans 28, Ravens 12

Saturday, Jan. 11, 2020 • 8:15 p.m. ET • M&T Bank Stadium

GAME RECAP

In the Divisional Round of the 2019 playoffs, the Titans traveled to Baltimore to face the top-seeded Ravens and won by a score of 28-12. The Titans' 217 rushing yards set a new franchise postseason mark, and the Tennessee defense notched four fourth-down stops and three takeaways.

Tennessee got on the board in the first quarter and never surrendered the lead. On the Ravens' opening possession, Baltimore posted its first turnover of the day as Ravens QB Lamar Jackson threw an interception to S Kevin Byard who returned the ball 31 yards. The Titans took over at the Baltimore 35-yard line. The offense capitalized with an eight-play scoring drive that was capped by a 12-yard touchdown pass from QB Ryan Tannehill to TE Jonnu Smith, and a 7-0 lead.

On the following possession, the Titans defense halted Jackson for no gain on fourth-and-one at Baltimore's 45-yard line. Tennessee's offense took the field, and Tannehill quickly tossed a 45-yard touchdown to WR Kalif Raymond. Tennessee took a 14-0 lead on an eight-second scoring drive.

In the second quarter, Baltimore got on the board as the Ravens added a pair of field goals. Ravens K Justin Tucker converted 49 and 22-yard attempts to make it a 14-6 game heading into halftime.

Baltimore opened the second half with possession of the ball. Facing a fourth-and-one in the red zone, Jackson was again stopped for no gain as the Titans defense stood their ground. Tennessee gained possession of the ball and put together an 81-yard scoring drive with help from a 66-yard rush by RB Derrick Henry. At the Baltimore three-yard line, Henry took a direct snap and threw a jump pass-style three-yard touchdown to WR Corey Davis for a 21-6 lead. On the first play of the following Ravens possession, Jackson was strip sacked by DT Jurrell Casey and the ball was recovered by DL Jeffery Simmons at the Baltimore 20-yard line. Henry accounted for 10 yards on the ground, and WR A.J. Brown caught a nine-yard pass, before Tannehill scrambled into the end zone on a one-yard touchdown rush. Tennessee increased the lead, 28-6.

In the fourth quarter, Baltimore tacked on a touchdown with a 10-play, 88-yard scoring drive. Jackson contributed a 27-yard rush to move the chains before connecting with Ravens

TE Hayden Hurst for a 15-yard touchdown. Baltimore's two-point conversion attempt failed, keeping the score at 28-12. The Titans preserved the lead and earned their first AFC Championship appearance since the 2002 playoffs.

SCORING

| | 1 | 2 | 3 | 4 | Final |
|-----------|---|---|----|---|-------|
| Tennessee | 7 | 7 | 14 | 0 | 28 |
| Baltimore | 0 | 6 | 0 | 6 | 12 |

| TEAM | SCORING PLAY | TIME |
|--------|--|---------|
| Titans | J.Smith 12 yd. pass from R.Tannehill (G.Joseph kick) | 1-3:36 |
| Titans | K.Raymond 45 yd. pass from R.Tannehill (G.Joseph kick) | 2-14:45 |
| Ravens | J.Tucker 49 yd. Field Goal | 2-5:52 |
| Ravens | J.Tucker 22 yd. Field Goal | 2-0:00 |
| Titans | C.Davis 3 yd. pass from D.Henry (G.Joseph kick) | 3-6:54 |
| Titans | R.Tannehill 1 yd. run (G.Joseph kick) | 3-4:16 |
| Ravens | H.Hurst 15 yd. pass from L.Jackson (pass failed) | 4-11:04 |

Missed FGs: None

Attendance: 71,254

Time of Game: 3:13

Weather: Cloudy, 69° F, wind S 12 mph

Referee: Bill Vinovich



TEAM STATISTICS

| | Titans | Ravens |
|----------------------------|----------|-----------|
| TOTAL FIRST DOWNS | 15 | 29 |
| THIRD DOWN EFFICIENCY | 7-13-54% | 11-18-61% |
| FOURTH DOWN EFFICIENCY | 0-0-0% | 0-4-0% |
| TOTAL NET YARDS | 300 | 530 |
| Plays - Avg. | 53-5.7 | 92-5.8 |
| NET YARDS RUSHING | 217 | 185 |
| Rushes - Avg. | 37-5.9 | 29-6.4 |
| NET YARDS PASSING | 83 | 345 |
| Sacks - Yards Lost | 1-8 | 4-20 |
| PASS ATT-COMP-INT | 15-8-0 | 59-31-2 |
| PUNTS - Avg. | 6-52.5 | 1-44.0 |
| Net Punting Average | 39.2 | 44.0 |
| PUNT RETURNS - Yards | 0-0 | 0-0 |
| KICKOFF RETURNS - Yards | 2-27 | 3-71 |
| INTERCEPTIONS - Yards | 2-34 | 0-0 |
| PENALTIES Number and Yards | 5-20 | 7-56 |
| FUMBLES - Lost | 0-0 | 1-1 |
| TOUCHDOWNS | 4 | 1 |
| EXTRA POINTS Made-Attempts | 4-4 | 0-1 |
| RED ZONE EFFICIENCY | 3-3-100% | 1-4-25% |
| GOAL TO GO EFFICIENCY | 3-3-100% | 0-1-0% |
| SAFETIES | 0 | 0 |
| GIVEAWAYS | 0 | 3 |
| TAKEAWAYS | 3 | 0 |
| TIME OF POSSESSION | 27:54 | 32:06 |

TITANS STARTERS

OFFENSE

| | | | |
|-------|-------------|--------|-----------|
| WR 84 | C.Davis | NT 90 | D.Jones |
| TE 81 | J.Smith | DT 99 | J.Casey |
| LT 77 | T.Lewan | OLB 44 | K.Correa |
| LG 76 | R.Saffold | ILB 54 | R.Evans |
| C 60 | B.Jones | ILB 51 | D.Long |
| RG 64 | N.Davis | OLB 58 | H.Landry |
| RT 78 | J.Conklin | CB 26 | L.Ryan |
| TE 85 | M.Pruitt | CB 35 | T.Brock |
| WR 11 | A.Brown | SS 24 | K.Vaccaro |
| QB 17 | R.Tannehill | FS 31 | K.Byard |
| RB 22 | D.Henry | CB 25 | A.Jackson |

DEFENSE

RAVENS STARTERS

OFFENSE

| | | | |
|-------|-------------|--------|--------------|
| WR 15 | M.Brown | DT 98 | B.Williams |
| WR 83 | W.Snead IV | NT 97 | M.Pierce |
| LT 79 | R.Stanley | DE 93 | C.Wormley |
| LG 77 | B.Bozeman | RUSH45 | J.Ferguson |
| OC 65 | P.Mekari | WLB 58 | L.Fort |
| RG 73 | M.Yanda | SAM 99 | M.Judon |
| RT 78 | O.Brown Jr. | LCB 44 | M.Humphrey |
| TE 81 | H.Hurst | RCB 24 | M.Peters |
| TE 86 | N.Boyle | DB 36 | C.Clark |
| QB 8 | L.Jackson | SS 29 | E.Thomas III |
| RB 21 | M.Ingram II | FS 39 | B.Carr |

DEFENSE

TITANS INDIVIDUAL STATISTICS

| Rushing | Att | Yds | Avg | Lg | TD |
|--------------|-----------|------------|------------|-----------|----------|
| D.Henry | 30 | 195 | 6.5 | 66 | 0 |
| R.Tannehill | 6 | 13 | 2.2 | 9 | 1 |
| A.Brown | 1 | 9 | 9.0 | 9 | 0 |
| Total | 37 | 217 | 5.9 | 66 | 1 |

| Passing | Att | Cmp | Yds | TD | Lg | IN | Rt |
|--------------|-----------|----------|-----------|----------|-----------|----------|---------------|
| R.Tannehill | 14 | 7 | 88 | 2 | 45 | 0 | 109.5 |
| D.Henry | 1 | 1 | 3 | 1 | 3 | 0 | 0118.8 |
| Total | 15 | 8 | 91 | 3 | 45 | 0 | 0111.4 |

| Receiving | No | Yds | Avg | Lg | TD |
|--------------|----------|-----------|-------------|-----------|----------|
| J.Smith | 2 | 12 | 6.0 | 12 | 1 |
| D.Henry | 2 | 7 | 3.5 | 8 | 0 |
| K.Raymond | 1 | 45 | 45.0 | 45 | 1 |
| M.Pruitt | 1 | 15 | 15.0 | 15 | 0 |
| A.Brown | 1 | 9 | 9.0 | 9 | 0 |
| C.Davis | 1 | 3 | 3.0 | 3 | 1 |
| Total | 8 | 91 | 11.4 | 45 | 3 |

| Interceptions | No | Yds | Avg | Lg | TD |
|---------------|----------|-----------|-------------|-----------|----------|
| K.Byard | 1 | 31 | 31.0 | 31 | 0 |
| K.Vaccaro | 1 | 3 | 3.0 | 3 | 0 |
| Total | 2 | 34 | 17.0 | 31 | 0 |

Leading Tacklers (Coaching Totals)

L. Ryan 13-11-2; K. Byard 11-8-3; R. Evans 9-8-1

Sacks: J. Casey 2; K. Correa 1; H. Landry 1

FF: J. Casey 1 FR: J. Simmons 1

RAVENS INDIVIDUAL STATISTICS

| Rushing | Att | Yds | Avg | Lg | TD |
|--------------|-----------|------------|------------|-----------|----------|
| L.Jackson | 20 | 143 | 7.2 | 30 | 0 |
| M.Ingram II | 6 | 22 | 3.7 | 7 | 0 |
| G.Edwards | 3 | 20 | 6.7 | 19 | 0 |
| Total | 29 | 185 | 6.4 | 30 | 0 |

| Passing | Att | Cmp | Yds | TD | Lg | IN | Rt |
|--------------|-----------|-----------|------------|----------|-----------|----------|-------------|
| L.Jackson | 59 | 31 | 365 | 1 | 38 | 2 | 63.2 |
| Total | 59 | 31 | 365 | 1 | 38 | 2 | 63.2 |

| Receiving | No | Yds | Avg | Lg | TD |
|--------------|-----------|------------|-------------|-----------|----------|
| M.Brown | 7 | 126 | 18.0 | 38 | 0 |
| W.Snead IV | 6 | 56 | 9.3 | 26 | 0 |
| H.Hurst | 4 | 53 | 13.3 | 18 | 1 |
| M.Andrews | 4 | 39 | 9.8 | 16 | 0 |
| J.Hill | 4 | 26 | 6.5 | 14 | 0 |
| M.Boykin | 3 | 26 | 8.7 | 13 | 0 |
| S.Roberts | 2 | 30 | 15.0 | 26 | 0 |
| M.Ingram II | 1 | 9 | 9.0 | 9 | 0 |
| Total | 31 | 365 | 11.8 | 38 | 1 |

| Interceptions | No | Yds | Avg | Lg | TD |
|---------------|----|-----|-----|----|----|
| None | | | | | |

Leading Tacklers (Press Box Totals)

E. Thomas III 7-6-1; B. Williams 6-6-0; P. Onwusor 5-4-1

Sacks: E. Thomas III 1

FF: None FR: None

PLAYOFF GAME SUMMARIES



AFC Championship: Titans 24, Chiefs 35

Sunday, Jan. 19, 2020 • 2:05 p.m. CT • Arrowhead Stadium



GAME RECAP

The Titans traveled to Kansas City to face the Chiefs for the AFC Championship Game and lost by a score of 35-24.

In the first quarter, Tennessee put together consecutive scoring drives to take a 10-0 lead. First, QB **Ryan Tannehill** led the offense on an eight-play, 58-yard possession with WR **A.J. Brown** contributing a 37-yard catch. K **Greg Joseph** converted a 30-yard field goal attempt as Tennessee went up, 3-0. After forcing Kansas City to punt on the Chiefs' opening possession, Tennessee added another 58-yard scoring drive with help from a 22-yard reception from TE **Jonnu Smith**. At the Kansas City four-yard line, RB **Derrick Henry** took the direct snap and ran into the end zone for a four-yard score and a 10-0 Titans lead.

Kansas City got on the board in the first quarter. Chiefs QB **Patrick Mahomes** led his team on a 10-play, 74-yard scoring drive that culminated in an eight-yard touchdown pass to Chiefs WR **Tyreek Hill** as Kansas City cut the lead, 10-7. On the following possession, the Titans put together a scoring drive that consumed more than nine minutes, the longest scoring drive for the club since the 2000 postseason. WRs **Corey Davis**, **Adam Humphries** and Brown all contributed first down catches, and Henry accounted for 37 yards on the ground, before Tannehill tossed a one-yard touchdown to extra tackle **Dennis Kelly**. The Titans extended the lead, 17-7.

The Chiefs added two touchdowns in the second quarter to take the lead. First, Mahomes connected with Hill for a 20-yard score to make it 17-14. Then, Mahomes scrambled into the end zone on a 27-yard run down the left sideline as Kansas City took a 21-17 lead into the half.

In the fourth quarter, Kansas City added a pair of touchdowns on back-to-back possessions. Chiefs RB **Damien Williams** capped a 13-play scoring drive with a four-yard touchdown run to put Kansas City ahead, 28-17. Next, Mahomes constructed an eight-play scoring drive that culminated in a 60-yard touchdown pass to Chiefs WR **Sammy Watkins**. Kansas City extended the lead, 35-17.

On the following Tennessee possession, the Titans put together an 80-play scoring drive including a fourth-down fake punt that saw P **Brett Kern** toss a 28-yard pass to DB **Amani Hooker**. Davis contributed a 22-yard reception, as Tannehill then connected with TE **Anthony Firkser** for a 22-yard touchdown. Tennessee cut the lead to 35-24, but ultimately could not mount a comeback and fell to the Chiefs.

SCORING

| | 1 | 2 | 3 | 4 | Final |
|-------------|----|----|---|----|-------|
| Tennessee | 10 | 7 | 0 | 7 | 24 |
| Kansas City | 7 | 14 | 0 | 14 | 35 |

| TEAM | SCORING PLAY | TIME |
|--------|--|---------|
| Titans | G.Joseph 30 yd. Field Goal | 1-11:29 |
| Titans | D.Henry 4 yd. run (G.Joseph kick) | 1-5:52 |
| Chiefs | T.Hill 8 yd. pass from P.Mahomes (H.Butker kick) | 1-0:46 |
| Titans | D.Kelly 1 yd. pass from R.Tannehill (G.Joseph kick) | 2-6:39 |
| Chiefs | T.Hill 20 yd. pass from P.Mahomes (H.Butker kick) | 2-4:03 |
| Chiefs | P.Mahomes 27 yd. run (H.Butker kick) | 2-0:11 |
| Chiefs | Dam.Williams 3 yd. run (H.Butker kick) | 4-14:50 |
| Chiefs | S.Watkins 60 yd. pass from P.Mahomes (H.Butker kick) | 4-7:33 |
| Titans | A.Firkser 22 yd. pass from R.Tannehill (G.Joseph kick) | 4-4:18 |

Missed FGs: None

Attendance: 73,656

Time of Game: 3:04

Weather: Sunny, 17° F, wind NW 10 mph

Referee: Tony Corrente



TEAM STATISTICS

| | Titans | Chiefs |
|----------------------------|----------|----------|
| TOTAL FIRST DOWNS | 20 | 27 |
| THIRD DOWN EFFICIENCY | 3-10-30% | 6-10-60% |
| FOURTH DOWN EFFICIENCY | 2-3-67% | 1-1-100% |
| TOTAL NET YARDS | 295 | 404 |
| Plays - Avg. | 58-5.1 | 64-6.3 |
| NET YARDS RUSHING | 85 | 112 |
| Rushes - Avg. | 23-3.7 | 27-4.1 |
| NET YARDS PASSING | 210 | 292 |
| Sacks - Yards Lost | 3-27 | 2-2 |
| PASS ATT-COMP-INT | 32-22-0 | 35-23-0 |
| PUNTS - Avg. | 3-46.3 | 3-40.7 |
| Net Punting Average | 44.0 | 31.0 |
| PUNT RETURNS - Yards | 1-9 | 2-7 |
| KICKOFF RETURNS - Yards | 4-61 | 5-105 |
| INTERCEPTIONS - Yards | 0-0 | 0-0 |
| PENALTIES Number and Yards | 8-85 | 9-61 |
| FUMBLES - Lost | 0-0 | 1-0 |
| TOUCHDOWNS | 3 | 5 |
| EXTRA POINTS Made-Attempts | 3-3 | 5-5 |
| RED ZONE EFFICIENCY | 2-3-67% | 2-3-67% |
| GOAL TO GO EFFICIENCY | 2-2-100% | 2-2-100% |
| SAFETIES | 0 | 0 |
| GIVEAWAYS | 0 | 0 |
| TAKEAWAYS | 0 | 0 |
| TIME OF POSSESSION | 30:10 | 29:50 |

TITANS STARTERS

OFFENSE

| | |
|-------|-------------|
| WR 84 | C.Davis |
| TE 81 | J.Smith |
| LT 77 | T.Lewan |
| LG 76 | R.Saffold |
| C 60 | B.Jones |
| RG 64 | N.Davis |
| RT 78 | J.Conklin |
| WR 11 | A.Brown |
| WR 19 | T.Sharpe |
| QB 17 | R.Tannehill |
| RB 22 | D.Henry |

DEFENSE

| | |
|--------|-----------|
| NT 90 | D.Jones |
| DT 99 | J.Casey |
| OLB 44 | K.Correa |
| ILB 54 | R.Evans |
| ILB 55 | J.Brown |
| OLB 58 | H.Landry |
| CB 26 | L.Ryan |
| SS 24 | K.Vaccaro |
| FS 31 | K.Byard |
| CB 25 | A.Jackson |
| CB 35 | T.Brock |

CHIEFS STARTERS

OFFENSE

| | |
|-------|-------------------|
| WR 10 | T.Hill |
| LT 72 | E.Fisher |
| LG 61 | S.Wisniewski |
| C 62 | A.Reiter |
| RG 76 | L.Duvernay-Tardif |
| RT 71 | M.Schwartz |
| TE 87 | T.Kelce |
| WR 14 | S.Watkins |
| QB 15 | P.Mahomes |
| RB 26 | Dam.Williams |
| WR 11 | D.Robinson |

DEFENSE

| | |
|--------|--------------|
| LDE 55 | F.Clark |
| LDT 64 | M.Pennel |
| RDT 91 | D.Nnadi |
| RDE 92 | T.Kpassagnon |
| LB 53 | A.Hitchens |
| LB 54 | D.Wilson |
| RCB 35 | C.Ward |
| LCB 21 | B.Breeland |
| CB 29 | K.Fuller |
| CB 49 | D.Sorensen |
| SS 32 | T.Mathieu |

TITANS INDIVIDUAL STATISTICS

| Rushing | Att | Yds | Avg | Lg | TD |
|--------------|-----------|-----------|------------|-----------|----------|
| D.Henry | 19 | 69 | 3.6 | 13 | 1 |
| R.Tannehill | 3 | 11 | 3.7 | 6 | 0 |
| M.Mariota | 1 | 5 | 5.0 | 5 | 0 |
| Total | 23 | 85 | 3.7 | 13 | 1 |

| Passing | Att | Cmp | Yds | TD | Lg | IN | Rt |
|--------------|-----------|-----------|------------|----------|-----------|----------|--------------|
| R.Tannehill | 31 | 21 | 209 | 2 | 37 | 0 | 108.1 |
| B.Kern | 1 | 1 | 28 | 0 | 28 | 0 | 118.8 |
| Total | 32 | 22 | 237 | 2 | 37 | 0 | 111.1 |

| Receiving | No | Yds | Avg | Lg | TD |
|--------------|-----------|------------|-------------|-----------|----------|
| C.Davis | 5 | 65 | 13.0 | 22 | 0 |
| A.Humphries | 4 | 25 | 6.3 | 9 | 0 |
| A.Brown | 3 | 51 | 17.0 | 37 | 0 |
| J.Smith | 3 | 38 | 12.7 | 22 | 0 |
| D.Henry | 2 | -8 | -4.0 | -2 | 0 |
| A.Hooker | 1 | 28 | 28.0 | 28 | 0 |
| A.Firkser | 1 | 22 | 22.0 | 22 | 1 |
| M.Pruitt | 1 | 9 | 9.0 | 9 | 0 |
| D.Lewis | 1 | 6 | 6.0 | 6 | 0 |
| D.Kelly | 1 | 1 | 1.0 | 1 | 1 |
| Total | 22 | 237 | 10.8 | 37 | 2 |

| Interceptions | No | Yds | Avg | Lg | TD |
|---------------|----|-----|-----|----|----|
| None | | | | | |

Leading Tacklers (Coaching Totals)

K. Correa 10-6-4; L. Ryan 6-6-0; J. Brown 5-5-0

Sacks: K. Correa 1; D. Jones 0.5; J. Casey 0.5

FF: None FR: None

CHIEFS INDIVIDUAL STATISTICS

| Rushing | Att | Yds | Avg | Lg | TD |
|--------------|-----------|------------|------------|-----------|----------|
| P.Mahomes | 8 | 53 | 6.6 | 27 | 1 |
| Dam.Williams | 17 | 45 | 2.6 | 8 | 1 |
| T.Hill | 1 | 7 | 7.0 | 7 | 0 |
| D.Thompson | 1 | 7 | 7.0 | 7 | 0 |
| Total | 27 | 112 | 4.1 | 27 | 2 |

| Passing | Att | Cmp | Yds | TD | Lg | IN | Rt |
|--------------|-----------|-----------|------------|----------|-----------|----------|--------------|
| P.Mahomes | 35 | 23 | 294 | 3 | 60 | 0 | 120.4 |
| Total | 35 | 23 | 294 | 3 | 60 | 0 | 120.4 |

| Receiving | No | Yds | Avg | Lg | TD |
|--------------|-----------|------------|-------------|-----------|----------|
| S.Watkins | 7 | 114 | 16.3 | 60 | 1 |
| T.Hill | 5 | 67 | 13.4 | 26 | 2 |
| Dam.Williams | 5 | 44 | 8.8 | 17 | 0 |
| T.Kelce | 3 | 30 | 10.0 | 18 | 0 |
| D.Robinson | 2 | 31 | 15.5 | 24 | 0 |
| M.Hardman | 1 | 8 | 8.0 | 8 | 0 |
| Total | 23 | 294 | 12.8 | 60 | 3 |

| Interceptions | No | Yds | Avg | Lg | TD |
|---------------|----|-----|-----|----|----|
| None | | | | | |

Leading Tacklers (Press Box Totals)

T. Mathieu 9-6-3; D. Sorensen 8-6-2; D. Wilson 7-6-1

Sacks: T. Kpassagnon 2; F. Clark 1

FF: None FR: None